



SUPERIOR FORMING SOLUTIONS LLC
Super-Form™
Range of Forming Systems

The Super-Form™ Bracket Forming System

• S A F E R • F A S T E R • S U S T A I N A B L E

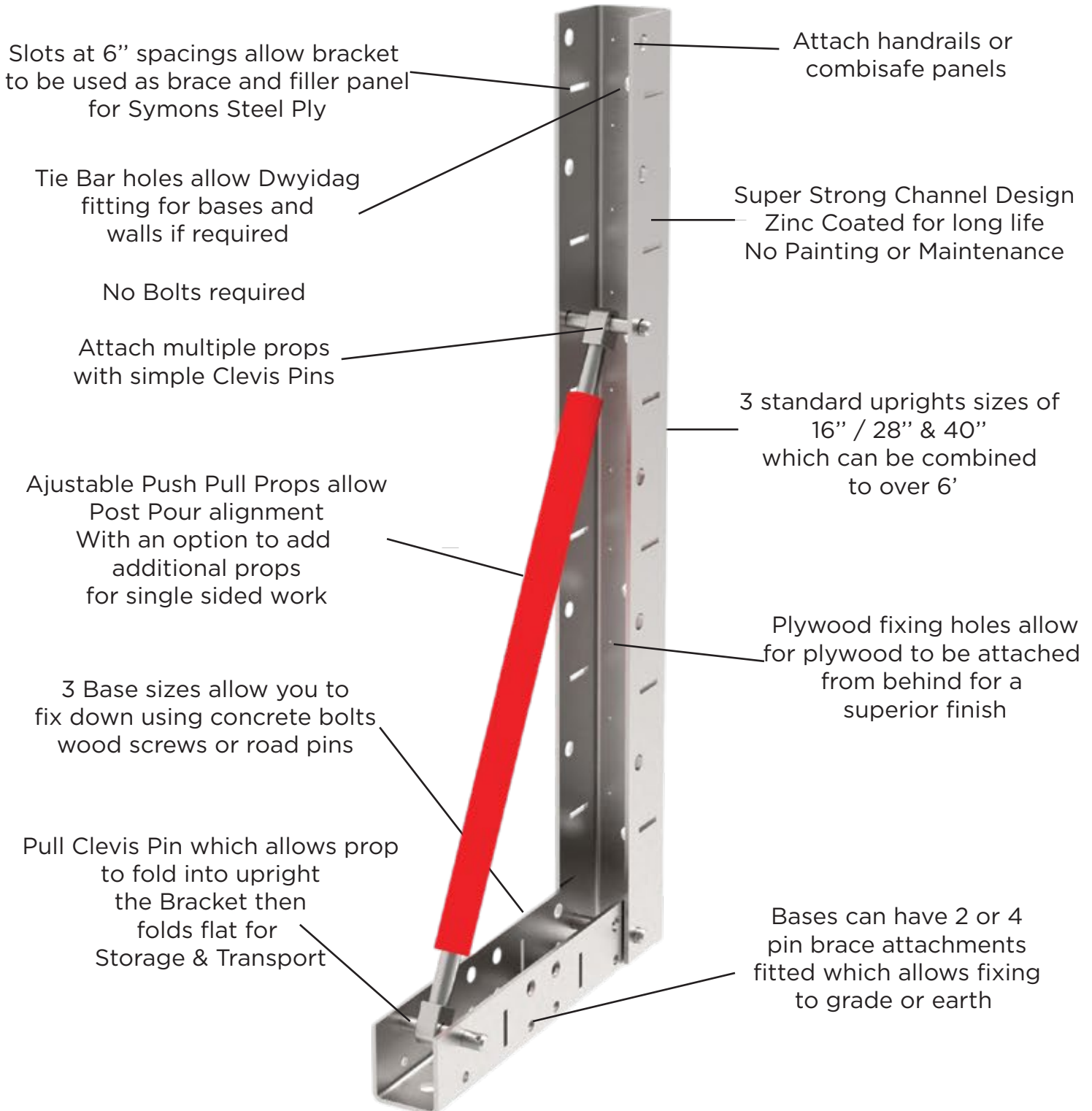
Distributed by: **Superior Forming Solutions LLC**

t: 307.263.3028 e: sales@super-form.com w: www.super-form.com
1309 Coffeen Avenue, Suite 16858, Sheridan, Wyoming 82801



SUPERIOR FORMING SOLUTIONS LLC
Super-Form™
Range of Forming Systems

The Super-Form™ Bracket System



Copyright Superior Forming Solutions LLC, Patent Pending

• S A F E R • F A S T E R • S U S T A I N A B L E

Distributed by: **Superior Forming Solutions LLC**

t: 307.263.3028 e: sales@super-form.com w: www.super-form.com
1309 Coffeen Avenue, Suite 16858, Sheridan, Wyoming 82801



SUPERIOR FORMING SOLUTIONS LLC
S u p e r - F o r m™
R a n g e o f F o r m i n g S y s t e m s

MAIN FEATURES

THE STRONGEST, FASTEST & MOST FLEXIBLE FORMING SYSTEM ON THE MARKET

THE PERFECT ADDITION TO THE SYMONS STEEL PLY SYSTEM

MULTIPLE USES, CAN BE USED AS A FORMWORK SYSTEM ON ITS OWN OR AS AN ADJUSTABLE PROP FOR LUMBER FORMS OR AS A FILLER PANEL AND ADJUSTABLE BRACE WITH SYMONS STEEL PLY, REMOVING THE NEED FOR SNAP TIES

NO BOLTS, SIMPLE CLEVIS PINS WITH CLIPS, SO NO TOOLS NEEDED

FOLDS FLAT FOR STORAGE & FOR LOW COST TRANSPORTATION

ADJUSTABLE PUSH PULL PROP ALLOWS PRE & POST POUR ADJUSTMENT

COMES IN 3 HANDY BRACKET SIZES 16" / 28" & 40"
BUT CAN BE JOINED TO MAKE 9 HEIGHTS OVER 6' HIGH

3 BASES SIZES 3" / 9" & 17" TO FIT IN TIGHT SPACES

BASE & UPRIGHTS ARE ALL INTERCHANGEABLE AND SO OFFER HUNDREDS OF COMBINATIONS FOR ANY TYPE OF CONCRETE POUR OR GROUND CONDITION

POUR STRAIGHT OR RADIUS SLABS, BASES, WALLS & SHEET PILE CAPPING BEAMS

BETTER FINISH THAN MOST SYSTEMS, LIGHTER AND MORE FLEXIBLE

STRONG 3/16" THICK ZINC COATED CHANNEL DESIGN, WON'T RUST

ABILITY TO ADD RE-USABLE TIE BARS FOR BEAMS AND WALL POURS

EASILY ATTACH SAFETY HANDRAILS ON SLAB EDGE POURS

FIX BASES DOWN WITH CONCRETE BOLTS / WOOD SCREWS OR ROAD PINS

CUTS CARBON USE BY UP TO 80%, CUTS WASTAGE AND LUMBER USE

60% LABOR & COST SAVINGS vs LUMBER FORMWORK OVERALL

US DEALERS WANTED PLEASE ASK ABOUT OPPORTUNITIES

• S A F E R • F A S T E R • S U S T A I N A B L E

Distributed by: **Superior Forming Solutions LLC**

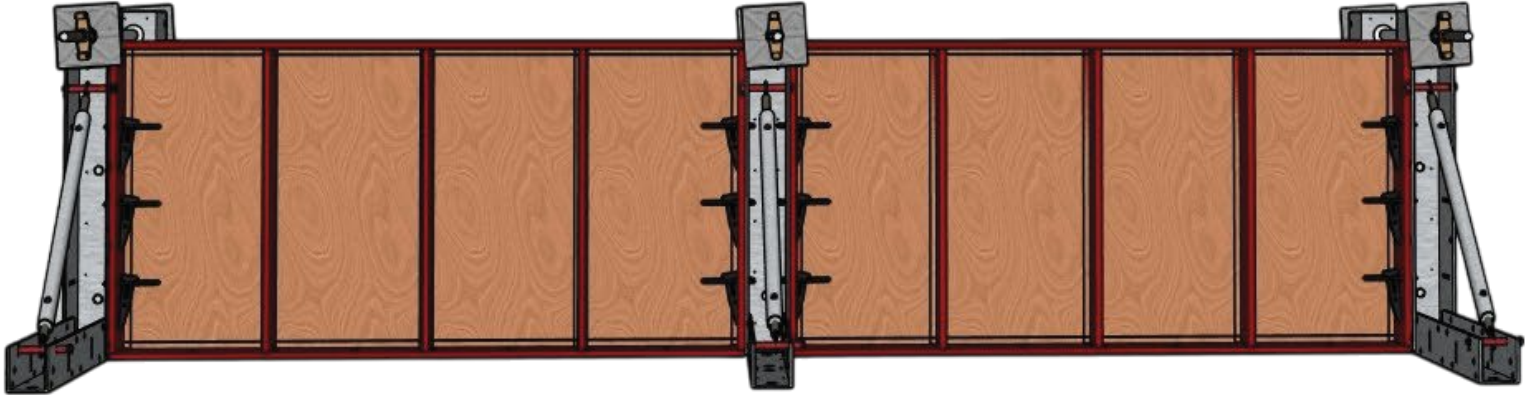
t: 307.263.3028 e: sales@super-form.com w: www.super-form.com
1309 Coffeen Avenue, Suite 16858, Sheridan, Wyoming 82801



SUPERIOR FORMING SOLUTIONS LLC
Super - Form™
Range of Forming Systems

MAIN USES

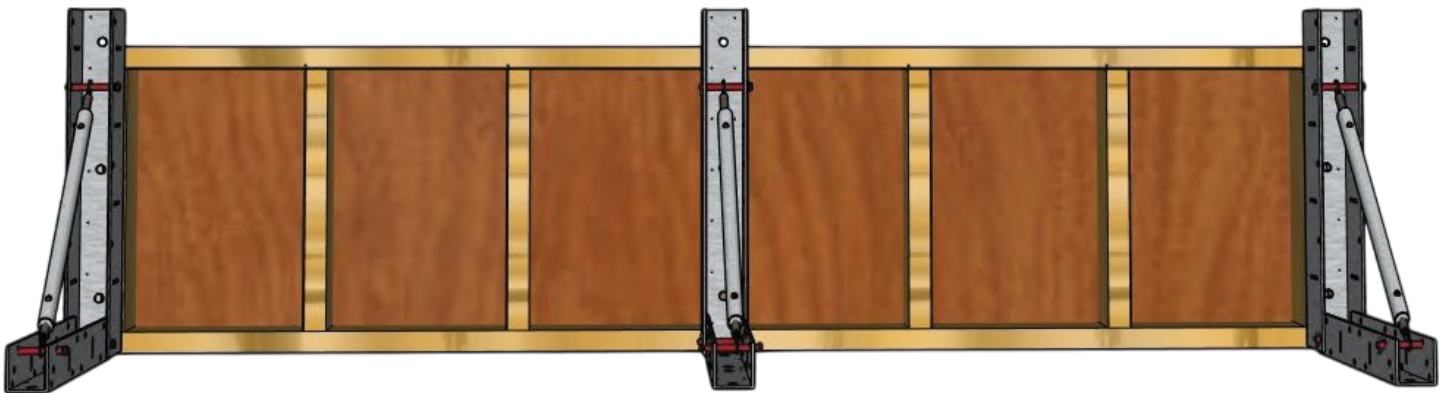
With Symons Steelply, can be used at up to 5' on centre (option to add tiebars & handrails)
Stronger, no uplift or movement, adjustable propping and no snap ties needed!



On its own at 20.5" ON CENTRE, simply fix down, plumb up and add ply & pour concrete
NO Forms to make! Faster than lumber forms with time & cost savings of 60%



Works with lumber forms at up to 4' on centre (option to add tie bars & handrails)
allows post pour alignment, stops uplift and faster & more efficient than lumber props



Copyright Superior Forming Solutions LLC, Patent Pending

• S A F E R • F A S T E R • S U S T A I N A B L E

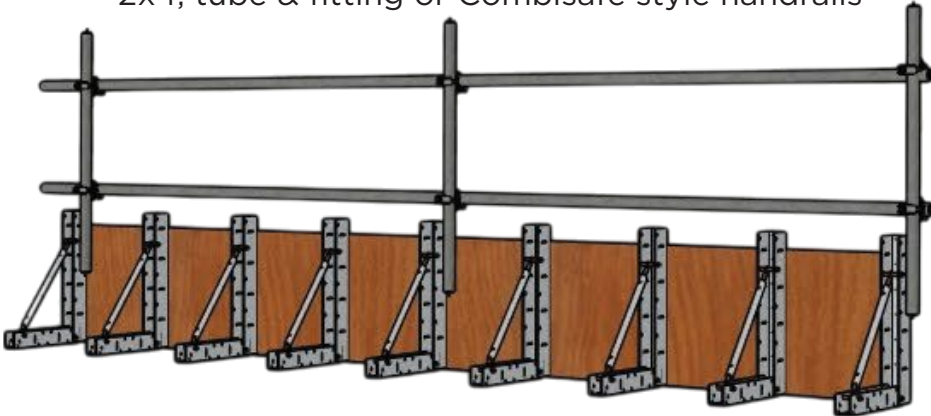
Distributed by: **Superior Forming Solutions LLC**

t: 307.263.3028 e: sales@super-form.com w: www.super-form.com
1309 Coffeen Avenue, Suite 16858, Sheridan, Wyoming 82801

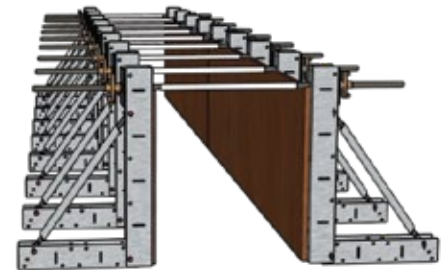


SUPERIOR FORMING SOLUTIONS LLC
Super-Form™
Range of Forming Systems

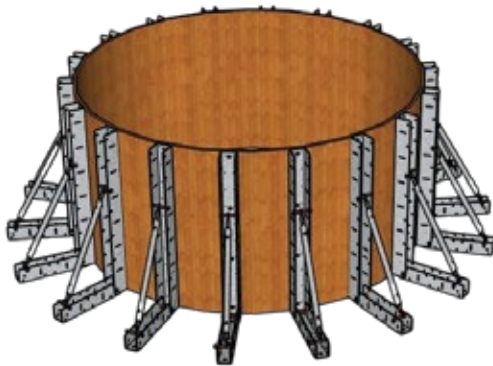
Slab edge with handrail with ability to attach 2x4, tube & fitting or Combisafe style handrails



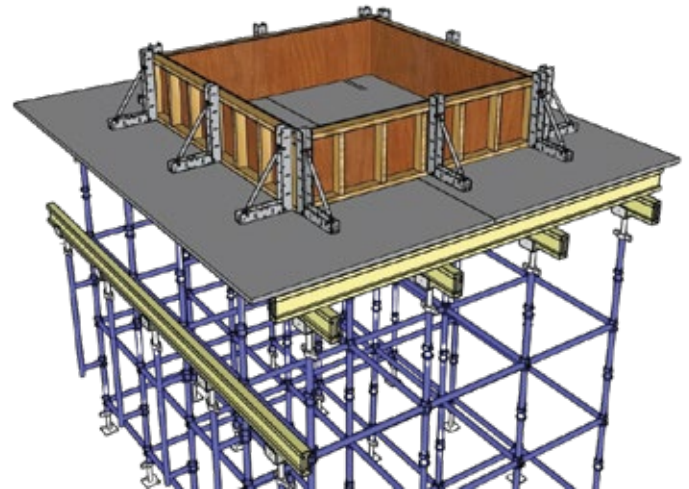
Beams & Walls with Tie Bars over



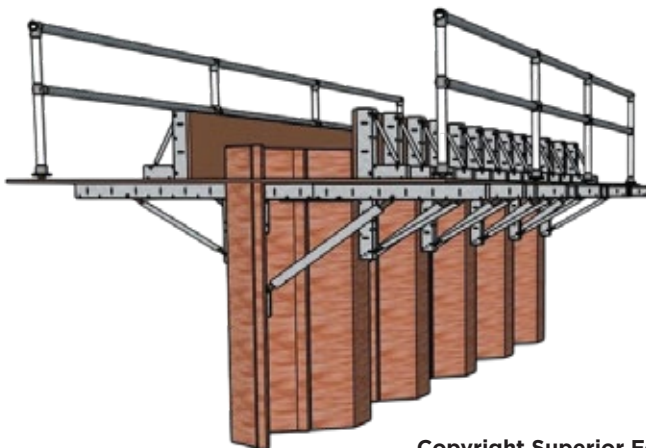
Radius or irregular shapes



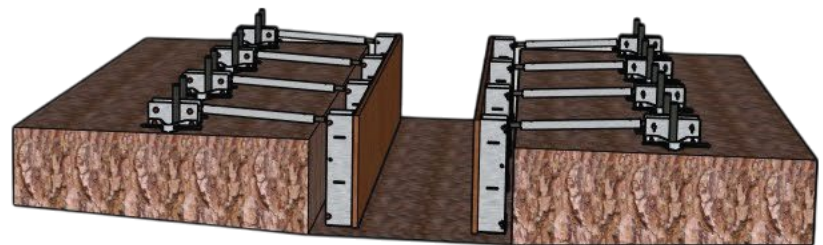
On decking for High Rise



Sheet pile capping beams soffit & sides with handrails



Trenches & tight spaces are easy with small bases and ability to detach bases and props



Copyright Superior Forming Solutions LLC, Patent Pending

• S A F E R • F A S T E R • S U S T A I N A B L E

Distributed by: **Superior Forming Solutions LLC**

t: 307.263.3028 e: sales@super-form.com w: www.super-form.com
1309 Coffeen Avenue, Suite 16858, Sheridan, Wyoming 82801



SUPERIOR FORMING SOLUTIONS LLC
Super - Form™
Range of Forming Systems

3 UPRIGHTS

Large Upright 38"
(40" when on base)



Medium Upright 26"
(28" when on base)



Small Upright 15"
(16" when on base)



15.8"

27.6"

30.5"

39.4"

42.4"

42.8"

54.2"

54.6"

66"

66.5"

77.8"

3 BASES

Small base just 3" fits inside upright channel
for tight spaces and wall applications



Medium Base 9" (Left) with
optional pin brace attachments shown (Right)



Large Base 16" (Left) with
optional pin brace attachments shown (Right)



Also used as a joining section
between 2 uprights



Copyright Superior Forming Solutions LLC, Patent Pending

• S A F E R • F A S T E R • S U S T A I N A B L E

Distributed by: **Superior Forming Solutions LLC**

t: 307.263.3028 e: sales@super-form.com w: www.super-form.com
1309 Coffeen Avenue, Suite 16858, Sheridan, Wyoming 82801



SUPERIOR FORMING SOLUTIONS LLC

Super - Form TM

Range of Forming Systems

MUTIPLE CONFIGURATIONS

Fix down with concrete bolts, wood screws or road pins or add additional pin brace attachments

BASE EXAMPLES

Small bases just 3"
can be used on all
uprights with detached prop



Medium bases just 9"
used on Small & Medium
brackets as standard



Large bases just 16"
used on Medium & Large
brackets as standard



CONFIGURATION EXAMPLES


Option to add additional
pin brace attachments
2 or 4 per bracket
Ideal for compacted ground



Option to use
Medium base with a
detached base
with pin braces



Option to use
Small base
with detached
base & prop



Option to join Uprights
(2 x Large uprights shown)
Ability to detach bases
and use additional props shown



Copyright Superior Forming Solutions LLC, Patent Pending

• S A F E R • F A S T E R • S U S T A I N A B L E

Distributed by: **Superior Forming Solutions LLC**

t: 307.263.3028 e: sales@super-form.com w: www.super-form.com
1309 Coffeen Avenue, Suite 16858, Sheridan, Wyoming 82801



SUPERIOR FORMING SOLUTIONS LLC
Super - Form™
Range of Forming Systems
STANDARD BRACKETS

Small bracket
16" (H) x 9" (D)
(Medium base)



Medium bracket
28" (H) x 9" (D)
(Medium base)



Large bracket
40" (H) x 17" (D)
(Large base)



TRANSPORTATION

Brackets fold flat for transport
Small / Medium & Large shown



Stillage packed for Delivery



Copyright Superior Forming Solutions LLC, Patent Pending

• S A F E R • F A S T E R • S U S T A I N A B L E

Distributed by: **Superior Forming Solutions LLC**

t: 307.263.3028 e: sales@super-form.com w: www.super-form.com
1309 Coffeen Avenue, Suite 16858, Sheridan, Wyoming 82801