



SUPERIOR FORMING SOLUTIONS LLC
Super - Form™
Range of Forming Systems

Curb Form & Slab Edge forming system

• S A F E R • F A S T E R • S U S T A I N A B L E

Distributed by: **Superior Forming Solutions LLC**

t: 307.263.3028 e: sales@super-form.com w: www.super-form.com
1309 Coffeen Avenue, Suite 16858, Sheridan, Wyoming 82801



SUPERIOR FORMING SOLUTIONS LLC
S u p e r - F o r m™
R a n g e o f F o r m i n g S y s t e m s

The Super-Form™ Curb Form

Straight Curb Form



No Slides / No Bolts
with our Patented
Receiving and Locating ends
simply push forms
together to join

Patented fixing attachment
stops forms from
warping and bending

Patented fixing attachment
allows up to 3 pin brace holders
or ability to stack
or attach hand rails

Radius Curb Form



Copyright Superior Forming Solutions LLC Patent Pending

• S A F E R • F A S T E R • S U S T A I N A B L E

Distributed by: **Superior Forming Solutions LLC**

t: 307.263.3028 e: sales@super-form.com w: www.super-form.com
1309 Coffeen Avenue, Suite 16858, Sheridan, Wyoming 82801



SUPERIOR FORMING SOLUTIONS LLC
S u p e r - F o r m™
R a n g e o f F o r m i n g S y s t e m s

MAIN FEATURES

‘More than just a curb form’

Its unique ability to remove pin braces and add push pull props or handrails allows it to be used as a slab edge forming system for high rise slabs with ability to attach 2x4, combisafe or other slab handrail systems

Super-Form™ curb form is unique, its patented joining system means no slides/bolts, just push 2 forms together and they interlock with no fixings

Unique fixing attachment system means you can have 1, 2 or 3 pin brace holders or add an adjustable push pull prop or even attach handrails

Available in 4" / 6" / 8" / 10" & 12" heights
plus ability to stack together for additional heights

Comes in 4' / 8' & 10' lengths.

Straight & radius versions available in all heights and lengths

Design means they don't bend or buckle, they stay straight!

Option for zinc coated, so no maintenance
no rust and unlike other systems they stay straight!

Accessories include internal corners and a plywood joint system
that means you can make your pour the size you need

The very latest innovation in formwork technology
a multi use slab edge system that is completely unique

Available in plain steel or zinc coated
comes with dowel holes as standard but also available without holes

US DEALERS WANTED
PLEASE CONTACT US FOR MORE INFORMATION

Copyright Superior Forming Solutions LLC Patent Pending

• S A F E R • F A S T E R • S U S T A I N A B L E

Distributed by: **Superior Forming Solutions LLC**

t: 307.263.3028 e: sales@super-form.com w: www.super-form.com
1309 Coffeen Avenue, Suite 16858, Sheridan, Wyoming 82801



SFS


SUPERIOR FORMING SOLUTIONS LLC

Super-Form™

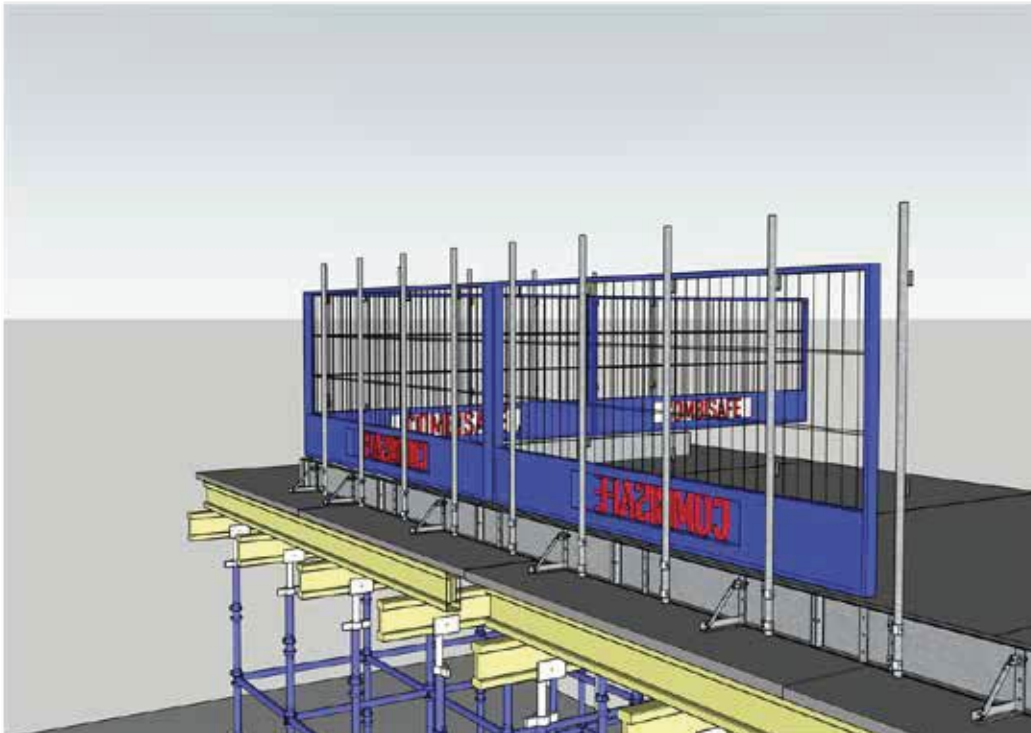
Range of Forming Systems

High Rise Slab Edge

**Pin braces can be exchanged for adjustable push pull props
and also allow you to attach tube & fitting or other handrail systems**



Also compatible with Combisafe or other slab edge protection systems



Copyright Superior Forming Solutions LLC Patent Pending

• S A F E R • F A S T E R • S U S T A I N A B L E

Distributed by: **Superior Forming Solutions LLC**

t: 307.263.3028 e: sales@super-form.com w: www.super-form.com
1309 Coffeen Avenue, Suite 16858, Sheridan, Wyoming 82801



SUPERIOR FORMING SOLUTIONS LLC

Super-Form™

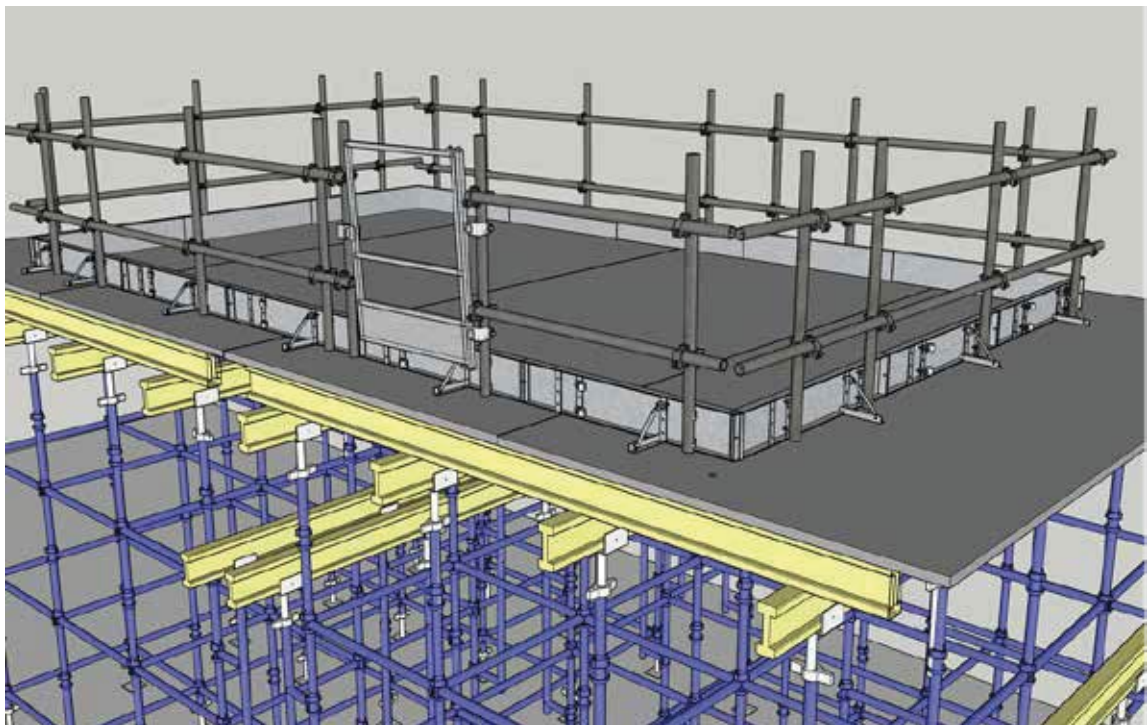
Range of Forming Systems

High Rise Slab Edge Comparison

FROM THIS: Unsafe method/ High waste / Little re-use



TO THIS: Stronger/ Safer / Re-align after pour / Re-use again and again



Copyright Superior Forming Solutions LLC Patent Pending

• S A F E R • F A S T E R • S U S T A I N A B L E

Distributed by: **Superior Forming Solutions LLC**

t: 307.263.3028 e: sales@super-form.com w: www.super-form.com
1309 Coffeen Avenue, Suite 16858, Sheridan, Wyoming 82801



SFS

SUPERIOR FORMING SOLUTIONS LLC

S u p e r - F o r m T M

R a n g e o f F o r m i n g S y s t e m s

Accessories

**No more overlapping, work in from corners and use our
ply joint accessory to fill any gaps**



Corners are easy with our internal corner accessory



Copyright Superior Forming Solutions LLC, Patent Pending

• S A F E R • F A S T E R • S U S T A I N A B L E

Distributed by: **Superior Forming Solutions LLC**

t: 307.263.3028 e: sales@super-form.com w: www.super-form.com
1309 Coffeen Avenue, Suite 16858, Sheridan, Wyoming 82801



SUPERIOR FORMING SOLUTIONS LLC
S u p e r - F o r m TM
R a n g e o f F o r m i n g S y s t e m s

Examples

One pin brace, can also have handrail attachment fitted



Two pin braces, can also have handrail attachment fitted



Three pin braces for use with heavy duty beam screeds



Two x 8" road forms stacked



Copyright Superior Forming Solutions LLC Patent Pending

• S A F E R • F A S T E R • S U S T A I N A B L E

Distributed by: **Superior Forming Solutions LLC**

t: 307.263.3028 e: sales@super-form.com w: www.super-form.com
1309 Coffeen Avenue, Suite 16858, Sheridan, Wyoming 82801



SUPERIOR FORMING SOLUTIONS LLC

Super - Form TM

Range of Forming Systems

Product List

DESCRIPTION	HEIGHT	LENGTH
Straight Road Form	4"	4'
Straight Road Form	6"	4'
Straight Road Form	8"	4'
Straight Road Form	10"	4'
Straight Road Form	12"	4'
Straight Road Form	4"	8'
Straight Road Form	6"	8'
Straight Road Form	8"	8'
Straight Road Form	10"	8'
Straight Road Form	12"	8'
Straight Road Form	4"	10'
Straight Road Form	6"	10'
Straight Road Form	8"	10'
Straight Road Form	10"	10'
Straight Road Form	12"	10'
Radius Road Form	4"	4'
Radius Road Form	6"	4'
Radius Road Form	8"	4'
Radius Road Form	10"	4'
Radius Road Form	12"	4'
Radius Road Form	4"	8'
Radius Road Form	6"	8'
Radius Road Form	8"	8'
Radius Road Form	10"	8'
Radius Road Form	12"	8'
Radius Road Form	4"	10'
Radius Road Form	6"	10'
Radius Road Form	8"	10'
Radius Road Form	10"	10'
Radius Road Form	12"	10'
Ply Joint Left & right Hand	4"	
Ply Joint Left & right Hand	6"	
Ply Joint Left & right Hand	8"	
Ply Joint Left & right Hand	10"	
Ply Joint Left & right Hand	12"	
Int Corner Left & Right Hand	4"	
Int Corner Left & Right Hand	6"	
Int Corner Left & Right Hand	8"	
Int Corner Left & Right Hand	10"	
Int Corner Left & Right Hand	12"	

Sample drawing



Item No	Description
1	Locating End
2	Main Channel
3	Recieveing End
4	Fixing Brace
5	Pin Brace Attachment
6	Wedge
7	Fxing Bolt
8	Fxing Bolt

ACCESSORIES:

Road Pins	3/4" x 2'
Stake Puller	N/A
Stillage Small	4' x 3'
Stillage Medium	6'2" x 3'
Stillage Large	8' x 3'
Dowel Hole Caps	1 1/4"

Copyright Superior Forming Solutions LLC, Patent Pending

• S A F E R • F A S T E R • S U S T A I N A B L E

Distributed by: **Superior Forming Soutions LLC**

t: 307.263.3028 e: sales@super-form.com w: www.super-form.com
1309 Coffeen Avenue, Suite 16858, Sheridan, Wyoming 82801