

Service & Demographics - Participant Demographics

Reporting Period:

Select Reporting Year Jul 2025 to Jun 2026	Select Reporting Period Quarters 1, 2, & 3	Grantee Tri-County Head Start gra..	Organization All	County All	Home Visiting Model All	Home Visit Type All
---	---	--	---------------------	---------------	----------------------------	------------------------

Table 1 - Unduplicated Count of New and Continuing Program Participants Served by IHV

Primary Caregivers				
Family New or Continuing Status	Caregiver or Pregnant	Pregnant Participants	Caregivers - Male	Caregivers - Female
Newly Enrolled	Caregivers		100.0%	100.0%
	Pregnant Participants	100.0%		

Primary Caregivers					
	Newly Enrolled			Total	Total
	Pregnant Participants	Caregivers - Female	Caregivers - Male		
Caregivers	0	53	7	60	60
Pregnant Participants	17	0	0	17	17
Grand Total	17	53	7	77	77

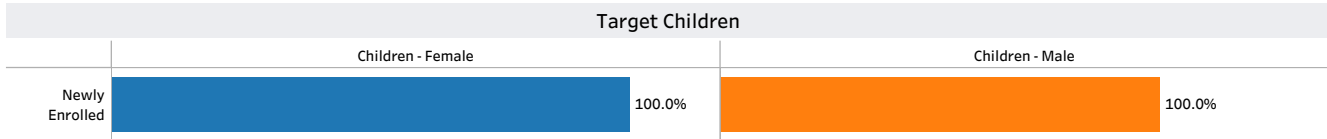
If you have questions about these reports, please visit <http://daiseyiowa.daiseysolutions.org/> or contact the Iowa Help Desk at daisey.iowa@ku.edu.

Service & Demographics - Participant Demographics

Reporting Period:

Select Reporting Year	Select Reporting Period	Grantee	Organization	County	Home Visiting Model	Home Visit Type
Jul 2025 to Jun 2026	Quarters 1, 2, & 3	Tri-County Head Start gra..	All	All	All	All

Table 1 - Unduplicated Count of New and Continuing Program Participants Served by IHV



Target Children		
	Newly Enrolled	Total
Children - Female	40	40
Children - Male	34	34
Total	74	74

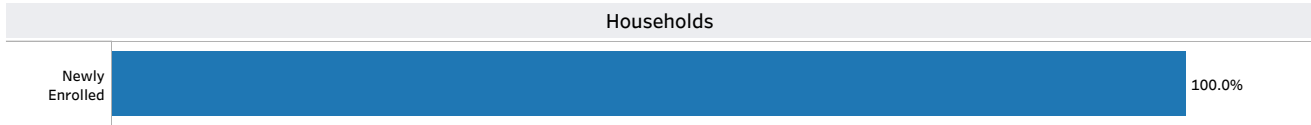
If you have questions about these reports, please visit <http://daiseyiowa.daiseysolutions.org/> or contact the Iowa Help Desk at daisey.iowa@ku.edu.

Service & Demographics - Participant Demographics

Reporting Period:

Select Reporting Year Jul 2025 to Jun 2026	Select Reporting Period Quarters 1, 2, & 3	Grantee Tri-County Head Start gra..	Organization All	County All	Home Visiting Model All	Home Visit Type All
---	---	--	---------------------	---------------	----------------------------	------------------------

Table 2 - Unduplicated Count of Households Served by IHV



Households		
	Newly Enrolled	Total
Number of Households	77	77

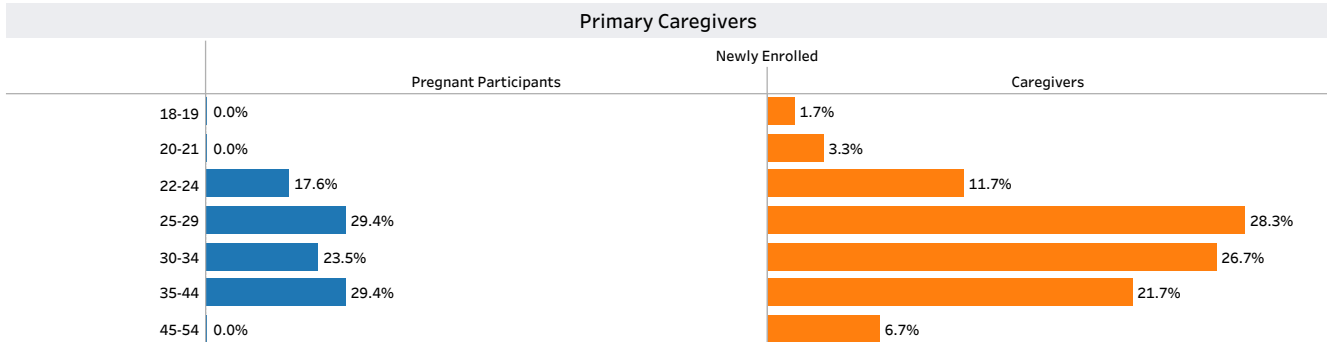
If you have questions about these reports, please visit <http://daiseyiowa.daiseysolutions.org/> or contact the Iowa Help Desk at daisey.iowa@ku.edu.

Service & Demographics - Participant Demographics

Reporting Period:

Select Reporting Year Jul 2025 to Jun 2026	Select Reporting Period Quarters 1, 2, & 3	Grantee Tri-County Head Start gra..	Organization All	County All	Home Visiting Model All	Home Visit Type All
---	---	--	---------------------	---------------	----------------------------	------------------------

Table 4 - Adult Participants by Age



		18-19	20-21	22-24	25-29	30-34	35-44	45-54	Total
Newly Enrolled	Pregnant Participants	0	0	3	5	4	5	0	17
	Caregivers	1	2	7	17	16	13	4	60
Total		1	2	10	22	20	18	4	77

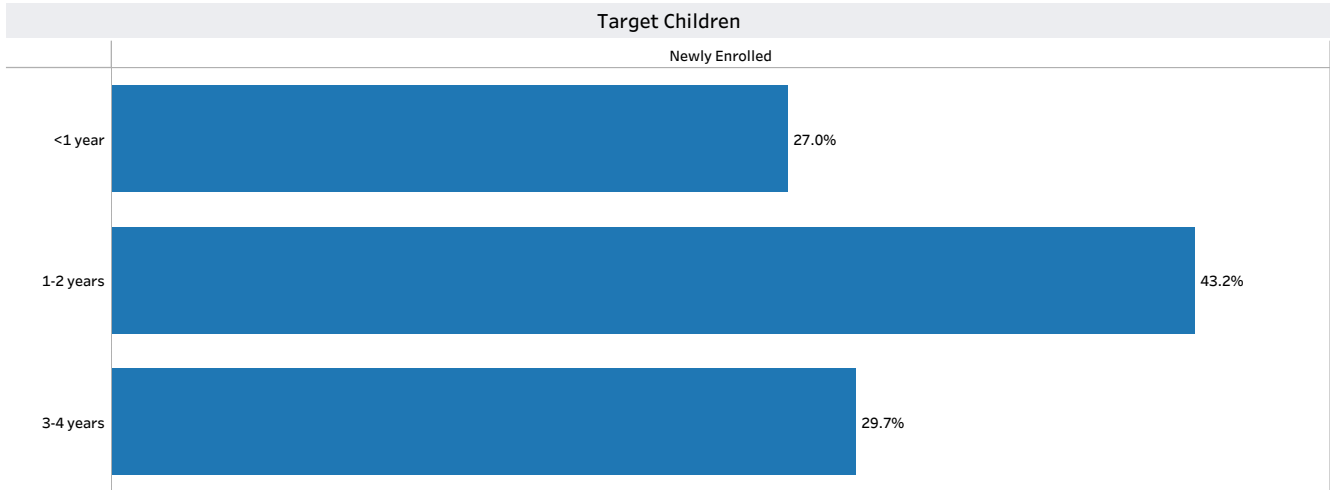
If you have questions about these reports, please visit <http://daiseyiowa.daiseysolutions.org/> or contact the Iowa Help Desk at daisey.iowa@ku.edu.

Service & Demographics - Participant Demographics

Reporting Period:

Select Reporting Year Jul 2025 to Jun 2026	Select Reporting Period Quarters 1, 2, & 3	Grantee Tri-County Head Start gra..	Organization All	County All	Home Visiting Model All	Home Visit Type All
---	---	--	---------------------	---------------	----------------------------	------------------------

Table 5 - Target Children by Age



Target Children				
	<1 year	1-2 years	3-4 years	Total
Newly Enrolled	20	32	22	74
Total	20	32	22	74

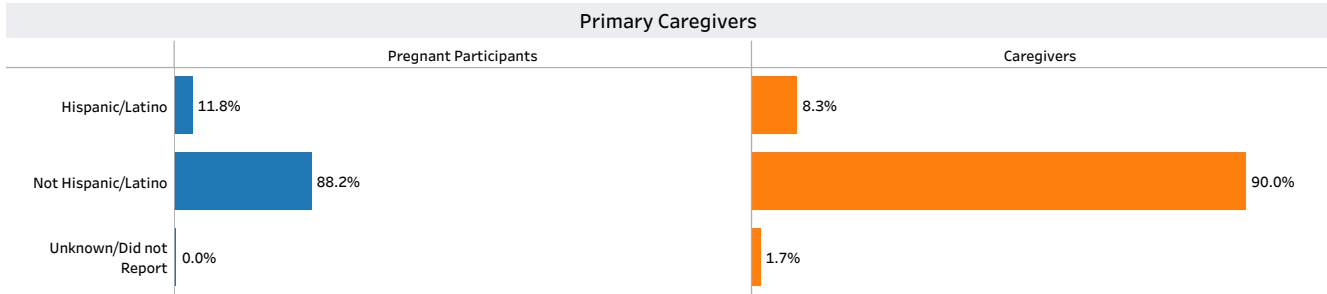
If you have questions about these reports, please visit <http://daiseyiowa.daiseysolutions.org/> or contact the Iowa Help Desk at daisey.iowa@ku.edu.

Service & Demographics - Participant Demographics

Reporting Period:

Select Reporting Year Jul 2025 to Jun 2026	Select Reporting Period Quarters 1, 2, & 3	Grantee Tri-County Head Start gra..	Organization All	County All	Home Visiting Model All	Home Visit Type All
---	---	--	---------------------	---------------	----------------------------	------------------------

Table 6 - Participants by Ethnicity



Primary Caregivers				
	Hispanic/Latino	Not Hispanic/Latino	Unknown/Did not Report	Total
Pregnant Participants	2	15	0	17
Caregivers	5	54	1	60
Total	7	69	1	77

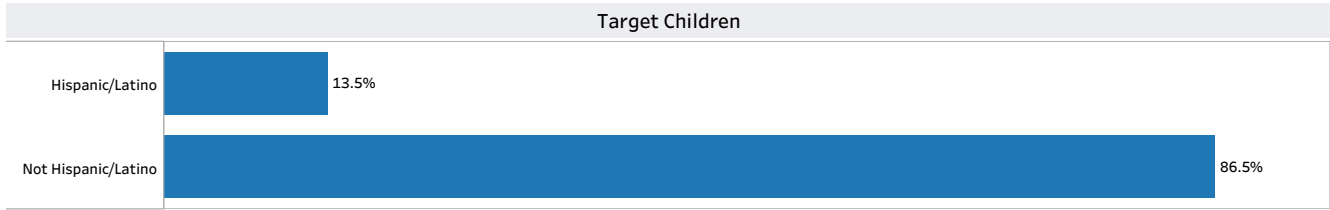
If you have questions about these reports, please visit <http://daiseyiowa.daiseysolutions.org/> or contact the Iowa Help Desk at daisey.iowa@ku.edu.

Service & Demographics - Participant Demographics

Reporting Period:

Select Reporting Year	Select Reporting Period	Grantee	Organization	County	Home Visiting Model	Home Visit Type
Jul 2025 to Jun 2026	Quarters 1, 2, & 3	Tri-County Head Start gra..	All	All	All	All

Table 6 - Participants by Ethnicity



Target Children		
Hispanic/Latino	Not Hispanic/Latino	Total
10	64	74

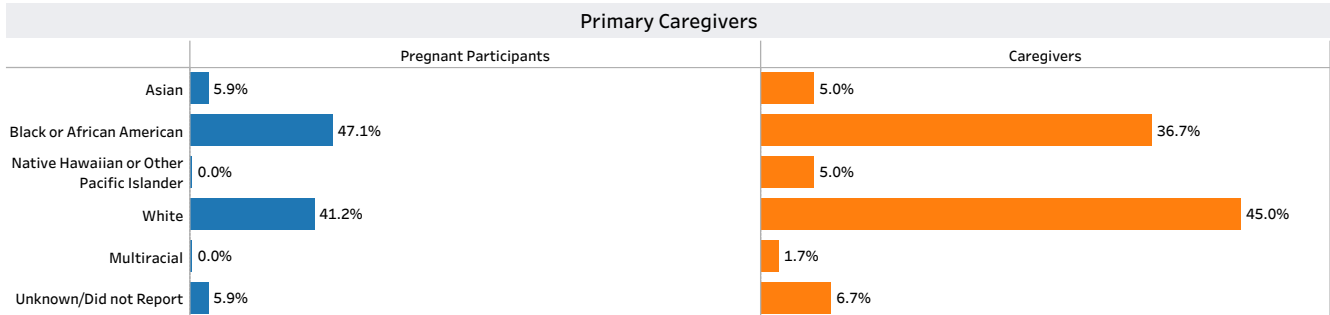
If you have questions about these reports, please visit <http://daiseyiowa.daiseysolutions.org/> or contact the Iowa Help Desk at daisey.iowa@ku.edu.

Service & Demographics - Participant Demographics

Reporting Period:

Select Reporting Year Jul 2025 to Jun 2026	Select Reporting Period Quarters 1, 2, & 3	Grantee Tri-County Head Start gra..	Organization All	County All	Home Visiting Model All	Home Visit Type All
---	---	--	---------------------	---------------	----------------------------	------------------------

Table 7 - Participants by Race



	Asian	Black or African American	Native Hawaiian or Other Pacific Islan..	White	Multiracial	Unknown/Did not Report	Total
Pregnant Participants	1	8	0	7	0	1	17
Caregivers	3	22	3	27	1	4	60
Total	4	30	3	34	1	5	77

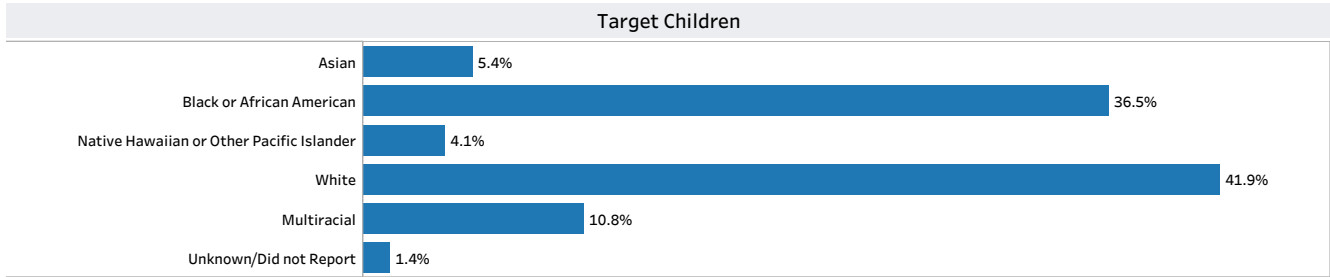
If you have questions about these reports, please visit <http://daiseyiowa.daiseysolutions.org/> or contact the Iowa Help Desk at daisey.iowa@ku.edu.

Service & Demographics - Participant Demographics

Reporting Period:

Select Reporting Year Jul 2025 to Jun 2026	Select Reporting Period Quarters 1, 2, & 3	Grantee Tri-County Head Start gra..	Organization All	County All	Home Visiting Model All	Home Visit Type All
---	---	--	---------------------	---------------	----------------------------	------------------------

Table 7 - Participants by Race



Asian	Black or African American	Native Hawaiian or Other Pacific Islander	White	Multiracial	Unknown/Did not Report	Total
4	27	3	31	8	1	74

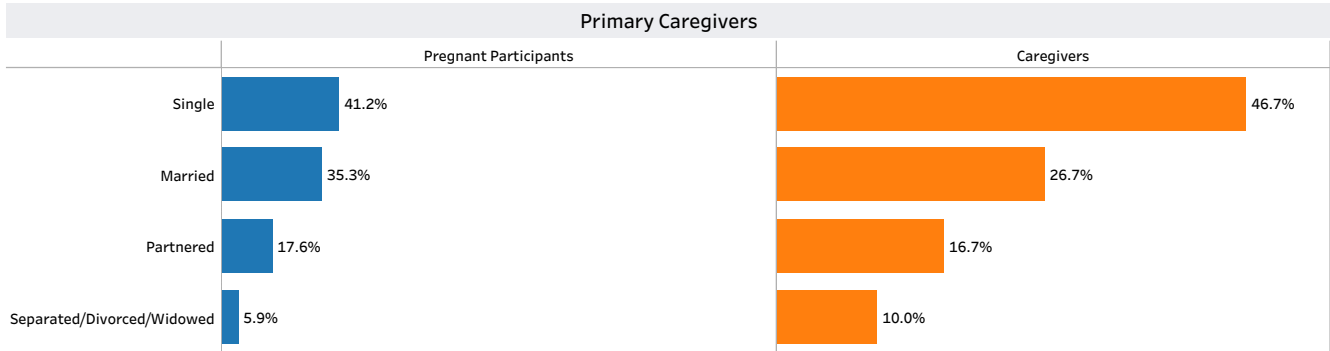
If you have questions about these reports, please visit <http://daiseyiowa.daiseysolutions.org/> or contact the Iowa Help Desk at daisey.iowa@ku.edu.

Service & Demographics - Participant Demographics

Reporting Period:

Select Reporting Year Jul 2025 to Jun 2026	Select Reporting Period Quarters 1, 2, & 3	Grantee Tri-County Head Start gra..	Organization All	County All	Home Visiting Model All	Home Visit Type All
---	---	--	---------------------	---------------	----------------------------	------------------------

Table 8 - Adult Participants by Marital Status



Primary Caregivers					
	Single	Married	Partnered	Separated/Divorced/Widowed	Total
Pregnant Participants	7	6	3	1	17
Caregivers	28	16	10	6	60
Total	35	22	13	7	77

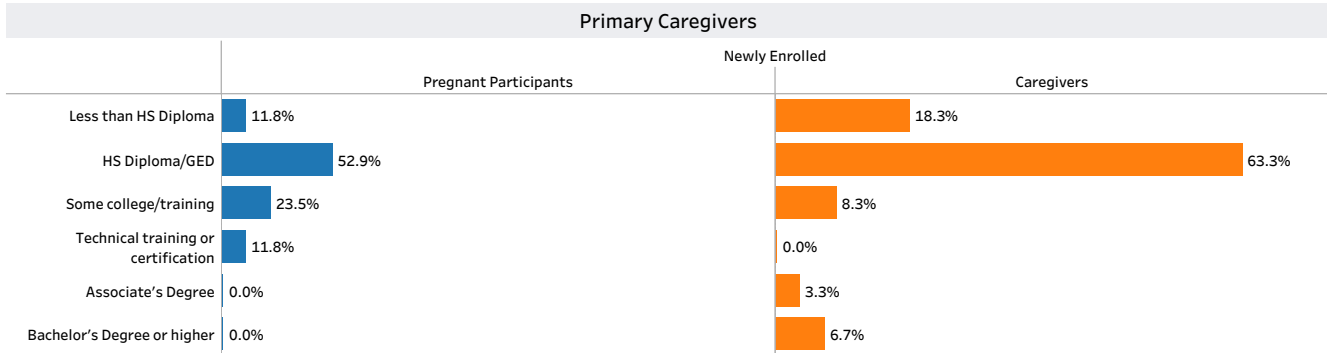
If you have questions about these reports, please visit <http://daiseyiowa.daiseysolutions.org/> or contact the Iowa Help Desk at daisey.iowa@ku.edu.

Service & Demographics - Participant Demographics

Reporting Period:

Select Reporting Year Jul 2025 to Jun 2026	Select Reporting Period Quarters 1, 2, & 3	Grantee Tri-County Head Start gra..	Organization All	County All	Home Visiting Model All	Home Visit Type All
---	---	--	---------------------	---------------	----------------------------	------------------------

Table 9 - Adult Participants by Educational Attainment



		Primary Caregivers						
		Less than HS Diploma	HS Diploma/GED	Some college/training	Technical training or cert..	Associate's Degree	Bachelor's Degree or higher	Total
Newly Enrolled	Pregnant Participants	2	9	4	2	0	0	17
	Caregivers	11	38	5	0	2	4	60
Total		13	47	9	2	2	4	77

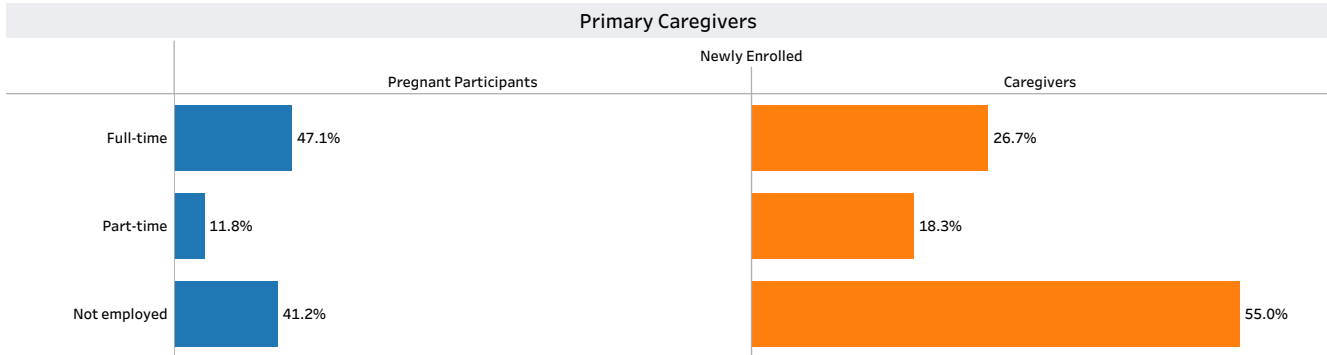
If you have questions about these reports, please visit <http://daiseyiowa.daiseysolutions.org/> or contact the Iowa Help Desk at daisey.iowa@ku.edu.

Service & Demographics - Participant Demographics

Reporting Period:

Select Reporting Year Jul 2025 to Jun 2026	Select Reporting Period Quarters 1, 2, & 3	Grantee Tri-County Head Start gra..	Organization All	County All	Home Visiting Model All	Home Visit Type All
---	---	--	---------------------	---------------	----------------------------	------------------------

Table 10 - Adult Participants by Employment Status



	Full-time	Part-time	Not employed	Total
Newly Enrolled Pregnant Participants	8	2	7	17
Caregivers	16	11	33	60
Total	24	13	40	77

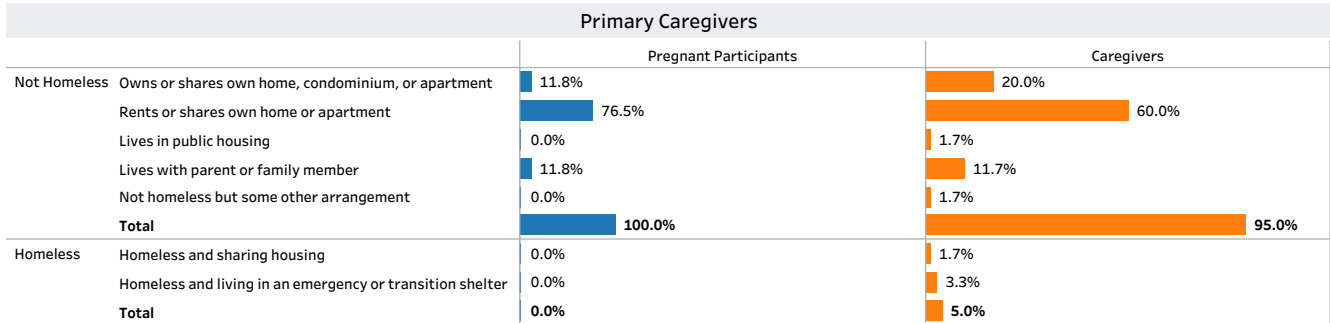
If you have questions about these reports, please visit <http://daiseyiowa.daiseysolutions.org/> or contact the Iowa Help Desk at daisey.iowa@ku.edu.

Service & Demographics - Participant Demographics

Reporting Period:

Select Reporting Year Jul 2025 to Jun 2026	Select Reporting Period Quarters 1, 2, & 3	Grantee Tri-County Head Start gra..	Organization All	County All	Home Visiting Model All	Home Visit Type All
---	---	--	---------------------	---------------	----------------------------	------------------------

Table 11 - Adult Participants by Housing Status



		Primary Caregivers									
		Not Homeless					Homeless			Total	
		Owens or shares own home, condominium, ..	Rents or shares own home or apartment	Lives in public housing	Lives with parent or family member	Not homeless but some other arrangement	Total	Homeless and sharing housing	Homeless and living in an emergency or t..	Total	Total
Pregnant Participants		2	13	0	2	0	17	0	0	0	17
Caregivers		12	36	1	7	1	57	1	2	3	60
Total		14	49	1	9	1	74	1	2	3	77

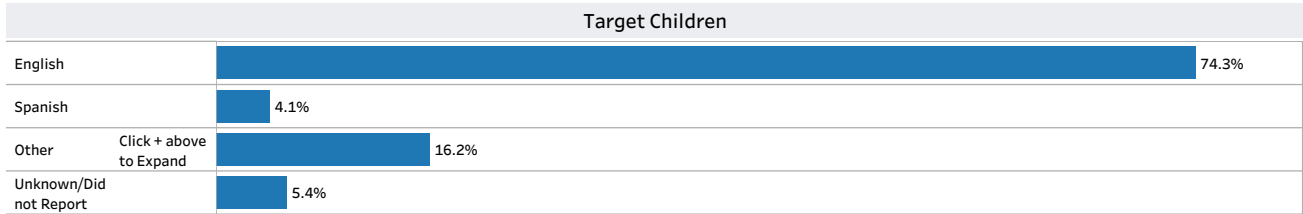
If you have questions about these reports, please visit <http://daiseyiowa.daiseysolutions.org/> or contact the Iowa Help Desk at daisey.iowa@ku.edu.

Service & Demographics - Participant Demographics

Reporting Period:

Select Reporting Year Jul 2025 to Jun 2026	Select Reporting Period Quarters 1, 2, & 3	Grantee Tri-County Head Start gra..	Organization All	County All	Home Visiting Model All	Home Visit Type All
---	---	--	---------------------	---------------	----------------------------	------------------------

Table 12 - Primary Language Spoken at Home



Target Children		
	Children	Percent of Children
English	55	74.3%
Spanish	3	4.1%
Other	12	16.2%
Unknown/Did not Report	4	5.4%
Grand Total	74	100.0%

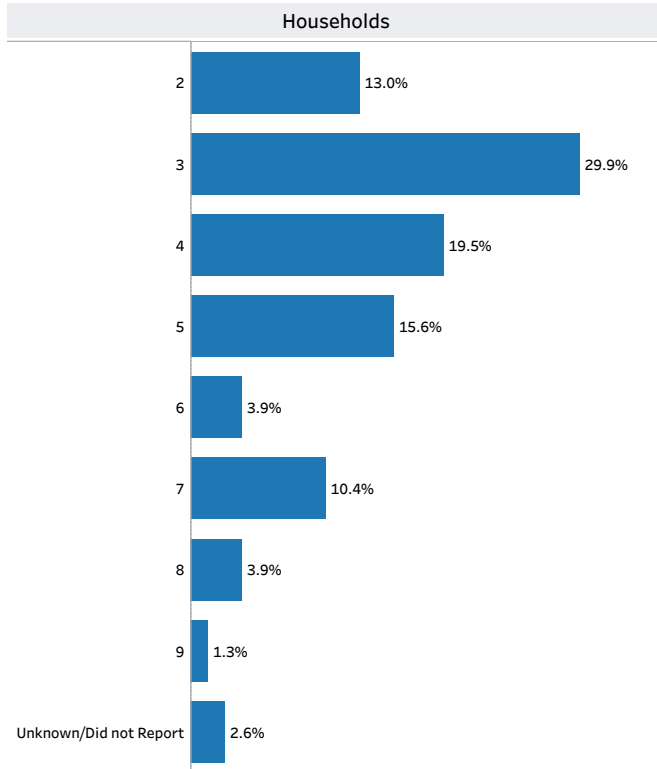
If you have questions about these reports, please visit <http://daiseyiowa.daiseysolutions.org/> or contact the Iowa Help Desk at daisey.iowa@ku.edu.

Service & Demographics - Participant Demographics

Reporting Period:

Select Reporting Year Jul 2025 to Jun 2026	Select Reporting Period Quarters 1, 2, & 3	Grantee Tri-County Head Start gra..	Organization All	County All	Home Visiting Model All	Home Visit Type All
---	---	--	---------------------	---------------	----------------------------	------------------------

Household Size



Household Size	Households	
	Caregivers	Percent of Caregivers
2	10	13.0%
3	23	29.9%
4	15	19.5%
5	12	15.6%
6	3	3.9%
7	8	10.4%
8	3	3.9%
9	1	1.3%
Unknown/Did not Report	2	2.6%
Grand Total	77	100.0%

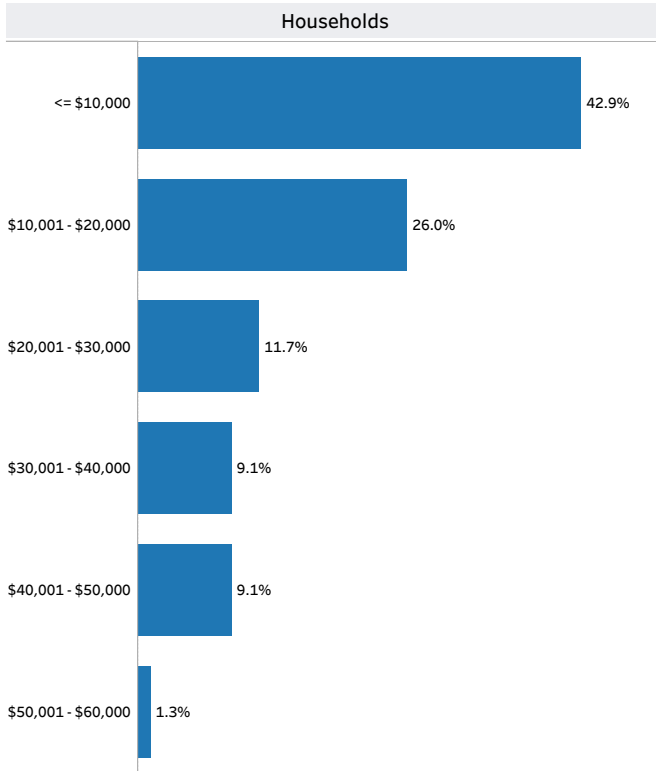
If you have questions about these reports, please visit <http://daiseyiowa.daiseysolutions.org/> or contact the Iowa Help Desk at daisey.iowa@ku.edu.

Service & Demographics - Participant Demographics

Reporting Period:

Select Reporting Year Jul 2025 to Jun 2026	Select Reporting Period Quarters 1, 2, & 3	Grantee Tri-County Head Start gra..	Organization All	County All	Home Visiting Model All	Home Visit Type All
---	---	--	---------------------	---------------	----------------------------	------------------------

Annual Household Income



Households		
	Caregivers	Percent of Caregivers
<= \$10,000	33	42.9%
\$10,001 - \$20,000	20	26.0%
\$20,001 - \$30,000	9	11.7%
\$30,001 - \$40,000	7	9.1%
\$40,001 - \$50,000	7	9.1%
\$50,001 - \$60,000	1	1.3%
Grand Total	77	100.0%

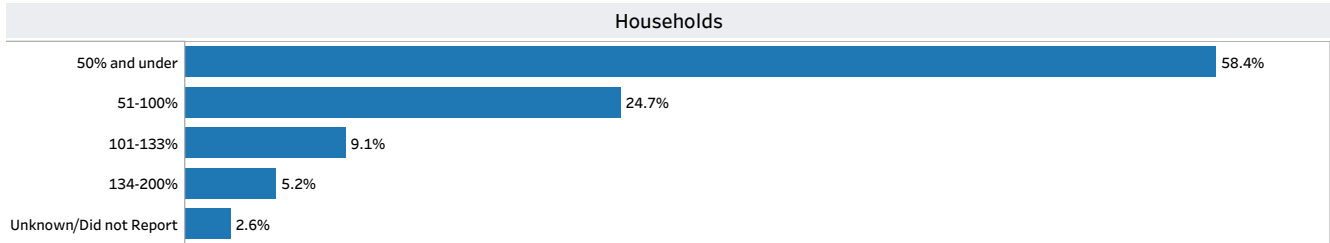
If you have questions about these reports, please visit <http://daiseyiowa.daiseysolutions.org/> or contact the Iowa Help Desk at daisey.iowa@ku.edu.

Service & Demographics - Participant Demographics

Reporting Period:

Select Reporting Year	Select Reporting Period	Grantee	Organization	County	Home Visiting Model	Home Visit Type
Jul 2025 to Jun 2026	Quarters 1, 2, & 3	Tri-County Head Start gra..	All	All	All	All

Table 13 - Household Income in Relation to Federal Poverty Guidelines



Households		
	Caregivers	Percent of Caregivers
50% and under	45	58.4%
51-100%	19	24.7%
101-133%	7	9.1%
134-200%	4	5.2%
Unknown/Did not Report	2	2.6%
Total	77	100.0%

If you have questions about these reports, please visit <http://daiseyiowa.daiseysolutions.org/> or contact the Iowa Help Desk at daisey.iowa@ku.edu.

Service & Demographics - Participant Demographics

Reporting Period:

Select Reporting Year Jul 2025 to Jun 2026	Select Reporting Period Quarters 1, 2, & 3	Grantee Tri-County Head Start gra..	Organization All	County All	Home Visiting Model All	Home Visit Type All
---	---	--	---------------------	---------------	----------------------------	------------------------

Table 14 - For Each Household Indicate the Priority Population Characteristics

	Households			Total
	Yes	No	Unknown/Did not Report	
1. Low Income Household	64	11	2	77

	Households		Total
	No		
2. Household contains an enrollee who is pregnant and under age 21	77		77

	Households			Total
	Yes	No	Unknown/Did not Report	
3. Household has a history of child abuse and neglect or involvement with child welfare services	7	69	1	77

	Households			Total
	Yes	No	Unknown/Did not Report	
4. Household has a history of substance abuse or needs substance abuse treatment	3	70	4	77

	Households		Total
	Yes	No	
5. Someone in the household uses tobacco products in the home	5	72	77

	Households			Total
	Yes	No	Unknown/Did not Report	
6. Someone in the household has attained low student achievement or has a child with low student achievement	12	64	1	77

	Households		Total
	Yes	No	
7. Household has a child with developmental delays or disabilities	14	63	77

	Households		Total
	Yes	No	
8. Household includes individuals who are serving or formerly served in the US armed forces	2	75	77

If you have questions about these reports, please visit <http://daiseyiowa.daiseysolutions.org/> or contact the Iowa Help Desk at daisey.iowa@ku.edu.

Service & Demographics - Service Utilization

Reporting Period:

Select Reporting Year Jul 2025 to Jun 2026	Select Reporting Period Quarters 1, 2, & 3	Grantee Tri-County Head Start gra..	Organization All	County All	Home Visiting Model All	Home Visit Type All
---	---	--	---------------------	---------------	----------------------------	------------------------

Table 15 - Home Visits

Primary Caregivers		
	Home Visits EHS	Home Visits Total
In-Person Home Visits	1,141	1,141
Grand Total	1,141	1,141

Table 15 - Home Visits Percentage

Primary Caregivers		
	Percent of Home Visits EHS	Percent of Home Visits Total
In-Person Home Visits	100.0%	100.0%
Grand Total	100.0%	100.0%

If you have questions about these reports, please visit <http://daiseyiowa.daiseysolutions.org/> or contact the Iowa Help Desk at daisey.iowa@ku.edu.

Service & Demographics - Service Utilization

Reporting Period:

Select Reporting Year Jul 2025 to Jun 2026	Select Reporting Period Quarters 1, 2, & 3	Grantee Tri-County Head Start gra..	Organization All	County All	Home Visiting Model All	Home Visit Type All
---	---	--	---------------------	---------------	----------------------------	------------------------

Table 16 - Family Engagement by Household

Primary Caregivers		
	Caregivers EHS	Percent of Caregivers EHS
Currently receiving services	47	61.0%
Completed Program	10	13.0%
Stopped services before completion	9	11.7%
Other reason for discharge	9	11.7%
Unknown/Did not report reason for discharge	2	2.6%
Total	77	100.0%

If you have questions about these reports, please visit <http://daiseyiowa.daiseysolutions.org/> or contact the Iowa Help Desk at daisey.iowa@ku.edu.

Service & Demographics - Service Utilization

Reporting Period:

Select Reporting Year	Select Reporting Period	Grantee	Organization	County	Home Visiting Model	Home Visit Type
Jul 2025 to Jun 2026	Quarters 1, 2, & 3	Tri-County Head Start gra..	All	All	All	All

Table 17 - Unduplicated Count of Households by Evidence-Based Home Visiting Model or Promising Approach

Households	
Home Visiting Model	Newly Enrolled
EHS- Early Head Start	100.0%

Households		
	Newly Enrolled	Total
EHS- Early Head Start	77	77
Total	77	77

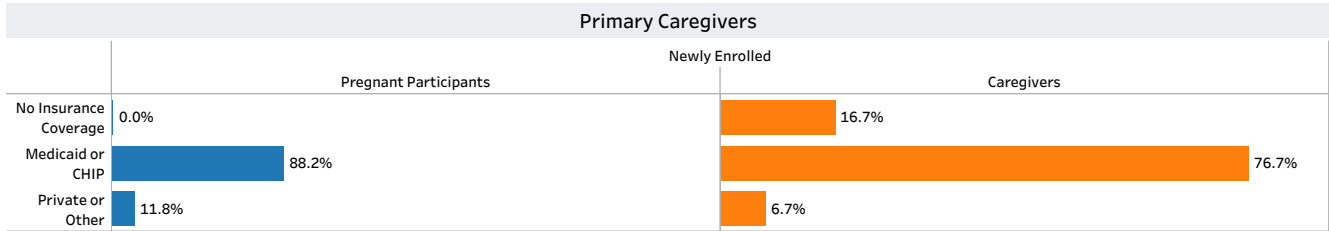
If you have questions about these reports, please visit <http://daiseyiowa.daiseysolutions.org/> or contact the Iowa Help Desk at daisey.iowa@ku.edu.

Service & Demographics - Insurance and Clinical Indicators

Reporting Period:

Select Reporting Year Jul 2025 to Jun 2026	Select Reporting Period Quarters 1, 2, & 3	Grantee Tri-County Head Start gra..	Organization All	County All	Home Visiting Model All	Home Visit Type All
---	---	--	---------------------	---------------	----------------------------	------------------------

Table 18 - Participants by Type of Health Insurance Coverage



		Primary Caregivers			
		No Insurance Coverage	Medicaid or CHIP	Private or Other	Total
Newly Enrolled	Pregnant Participants	0	15	2	17
	Caregivers	10	46	4	60
Total		10	61	6	77

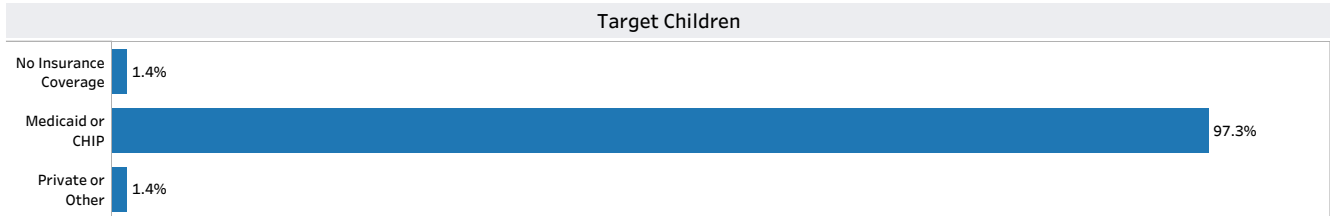
If you have questions about these reports, please visit <http://daiseyiowa.daiseysolutions.org/> or contact the Iowa Help Desk at daisey.iowa@ku.edu.

Service & Demographics - Insurance and Clinical Indicators

Reporting Period:

Select Reporting Year	Select Reporting Period	Grantee	Organization	County	Home Visiting Model	Home Visit Type
Jul 2025 to Jun 2026	Quarters 1, 2, & 3	Tri-County Head Start gra..	All	All	All	All

Table 18 - Participants by Type of Health Insurance Coverage



	No Insurance Coverage	Medicaid or CHIP	Private or Other	Total
Target Children	1	72	1	74

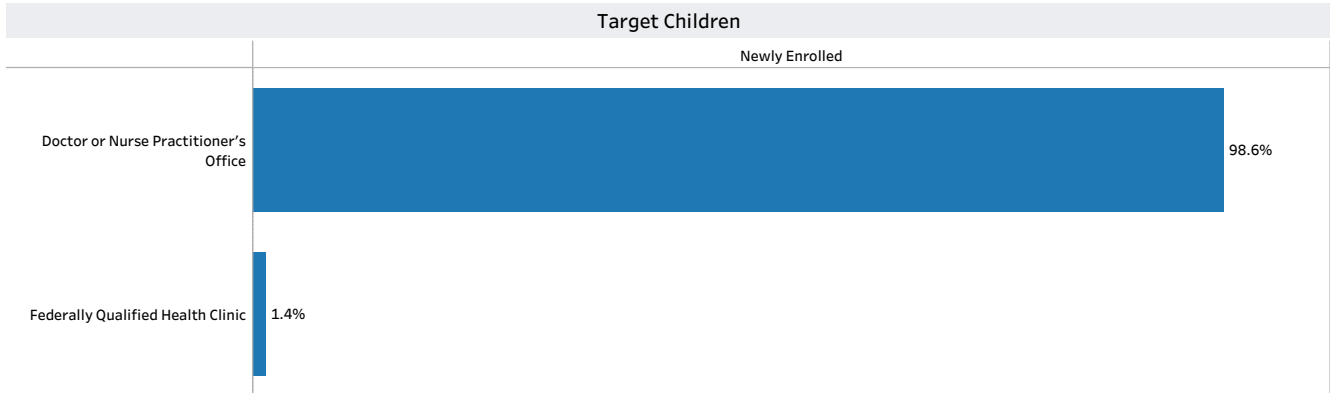
If you have questions about these reports, please visit <http://daiseyiowa.daiseysolutions.org/> or contact the Iowa Help Desk at daisey.iowa@ku.edu.

Service & Demographics - Insurance and Clinical Indicators

Reporting Period:

Select Reporting Year Jul 2025 to Jun 2026	Select Reporting Period Quarters 1, 2, & 3	Grantee Tri-County Head Start gra..	Organization All	County All	Home Visiting Model All	Home Visit Type All
---	---	--	---------------------	---------------	----------------------------	------------------------

Table 19 - Target Children by Usual Source of Medical Care



Target Children			
	Doctor or Nurse Practitioner's Office	Federally Qualified Health Clinic	Total
Newly Enrolled	73	1	74
Total	73	1	74

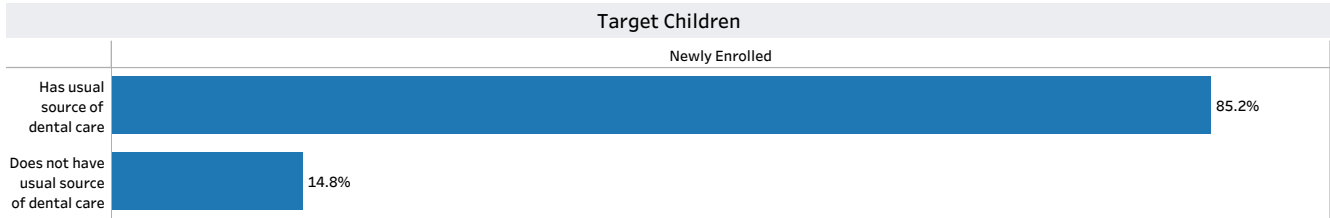
If you have questions about these reports, please visit <http://daiseyiowa.daiseysolutions.org/> or contact the Iowa Help Desk at daisey.iowa@ku.edu.

Service & Demographics - Insurance and Clinical Indicators

Reporting Period:

Select Reporting Year Jul 2025 to Jun 2026	Select Reporting Period Quarters 1, 2, & 3	Grantee Tri-County Head Start gra..	Organization All	County All	Home Visiting Model All	Home Visit Type All
---	---	--	---------------------	---------------	----------------------------	------------------------

Table 20 - Target Children (≥ 12 months of age) by Usual Source Dental Care



Target Children			
	Has usual source of dental care	Does not have usual source of dental care	Total
Newly Enrolled	46	8	54
Total	46	8	54

If you have questions about these reports, please visit <http://daiseyiowa.daiseysolutions.org/> or contact the Iowa Help Desk at daisey.iowa@ku.edu.