

Service & Demographics - Participant Demographics

Reporting Period:

Select Reporting Year Jul 2025 to Jun 2026	Select Reporting Period Quarters 1, 2, & 3	Grantee Operation Threshold grant..	Organization All	County All	Home Visiting Model All	Home Visit Type All
---	---	--	---------------------	---------------	----------------------------	------------------------

Table 1 - Unduplicated Count of New and Continuing Program Participants Served by IHV

Primary Caregivers					
Family New or Continuing Status	Caregiver or Pregnant	Pregnant Participants	Caregivers - Male	Caregivers - Female	
Newly Enrolled	Caregivers		100.0%		100.0%
	Pregnant Participants	100.0%			

Primary Caregivers					
	Newly Enrolled			Total	Total
	Pregnant Participants	Caregivers - Female	Caregivers - Male		
Caregivers	0	61	2	63	63
Pregnant Participants	7	0	0	7	7
Grand Total	7	61	2	70	70

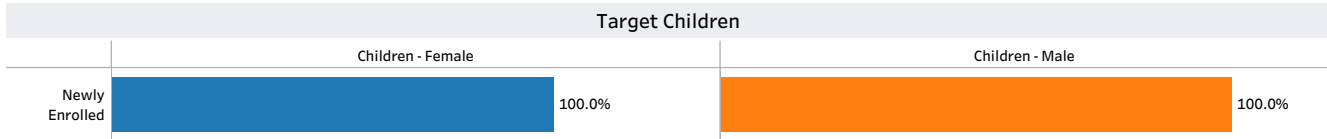
If you have questions about these reports, please visit <http://daiseyiowa.daiseysolutions.org/> or contact the Iowa Help Desk at daisey.iowa@ku.edu.

Service & Demographics - Participant Demographics

Reporting Period:

Select Reporting Year Jul 2025 to Jun 2026	Select Reporting Period Quarters 1, 2, & 3	Grantee Operation Threshold grant..	Organization All	County All	Home Visiting Model All	Home Visit Type All
---	---	--	---------------------	---------------	----------------------------	------------------------

Table 1 - Unduplicated Count of New and Continuing Program Participants Served by IHV



Target Children		
	Newly Enrolled	Total
Children - Female	32	32
Children - Male	37	37
Total	69	69

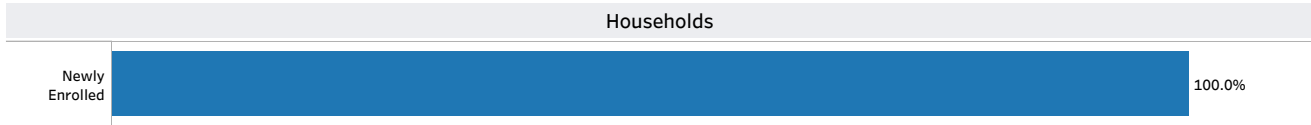
If you have questions about these reports, please visit <http://daiseyiowa.daiseysolutions.org/> or contact the Iowa Help Desk at daisey.iowa@ku.edu.

Service & Demographics - Participant Demographics

Reporting Period:

Select Reporting Year Jul 2025 to Jun 2026	Select Reporting Period Quarters 1, 2, & 3	Grantee Operation Threshold grant..	Organization All	County All	Home Visiting Model All	Home Visit Type All
---	---	--	---------------------	---------------	----------------------------	------------------------

Table 2 - Unduplicated Count of Households Served by IHV



Households		
	Newly Enrolled	Total
Number of Households	70	70

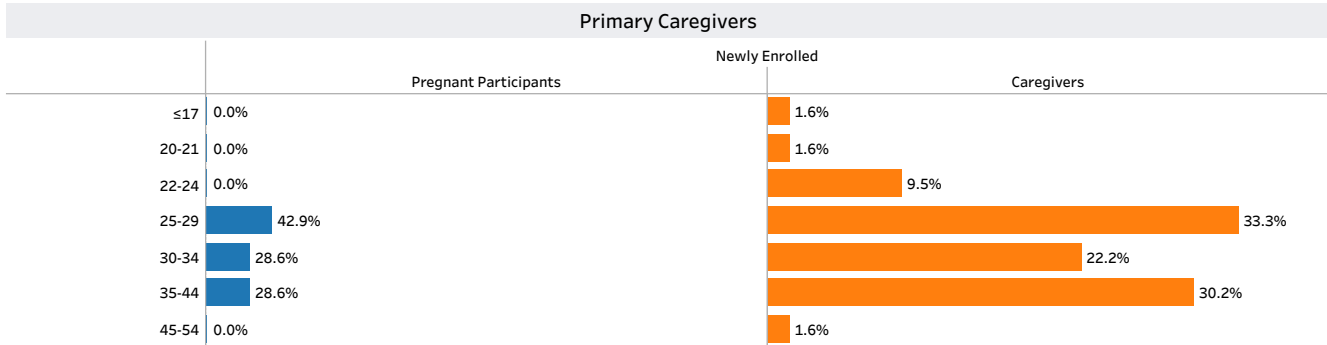
If you have questions about these reports, please visit <http://daiseyiowa.daiseysolutions.org/> or contact the Iowa Help Desk at daisey.iowa@ku.edu.

Service & Demographics - Participant Demographics

Reporting Period:

Select Reporting Year Jul 2025 to Jun 2026	Select Reporting Period Quarters 1, 2, & 3	Grantee Operation Threshold grant..	Organization All	County All	Home Visiting Model All	Home Visit Type All
---	---	--	---------------------	---------------	----------------------------	------------------------

Table 4 - Adult Participants by Age



		Primary Caregivers							
		≤17	20-21	22-24	25-29	30-34	35-44	45-54	Total
Newly Enrolled	Pregnant Participants	0	0	0	3	2	2	0	7
	Caregivers	1	1	6	21	14	19	1	63
Total		1	1	6	24	16	21	1	70

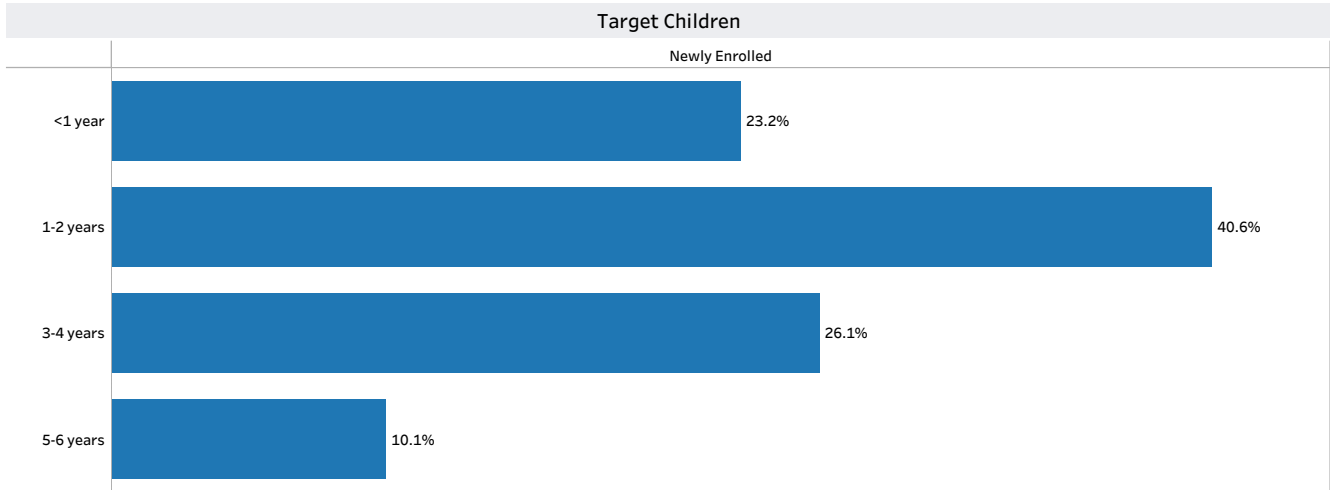
If you have questions about these reports, please visit <http://daiseyiowa.daiseysolutions.org/> or contact the Iowa Help Desk at daisey.iowa@ku.edu.

Service & Demographics - Participant Demographics

Reporting Period:

Select Reporting Year Jul 2025 to Jun 2026	Select Reporting Period Quarters 1, 2, & 3	Grantee Operation Threshold grant..	Organization All	County All	Home Visiting Model All	Home Visit Type All
---	---	--	---------------------	---------------	----------------------------	------------------------

Table 5 - Target Children by Age



Target Children					
	<1 year	1-2 years	3-4 years	5-6 years	Total
Newly Enrolled	16	28	18	7	69
Total	16	28	18	7	69

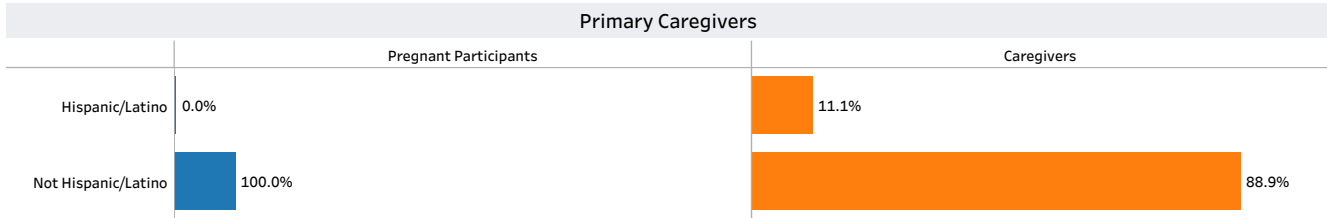
If you have questions about these reports, please visit <http://daiseyiowa.daiseysolutions.org/> or contact the Iowa Help Desk at daisey.iowa@ku.edu.

Service & Demographics - Participant Demographics

Reporting Period:

Select Reporting Year Jul 2025 to Jun 2026	Select Reporting Period Quarters 1, 2, & 3	Grantee Operation Threshold grant..	Organization All	County All	Home Visiting Model All	Home Visit Type All
---	---	--	---------------------	---------------	----------------------------	------------------------

Table 6 - Participants by Ethnicity



Primary Caregivers			
	Hispanic/Latino	Not Hispanic/Latino	Total
Pregnant Participants	0	7	7
Caregivers	7	56	63
Total	7	63	70

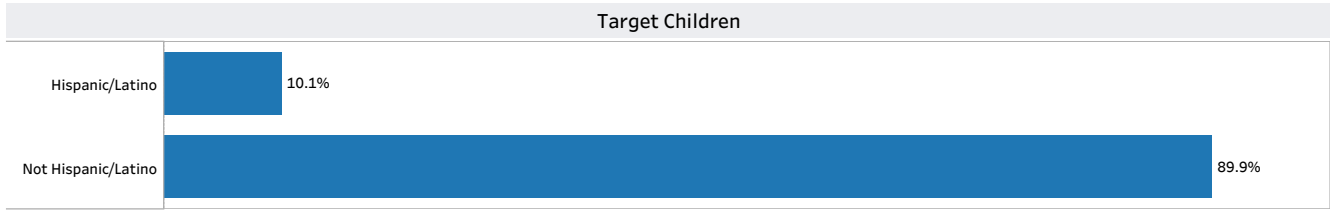
If you have questions about these reports, please visit <http://daiseyiowa.daiseysolutions.org/> or contact the Iowa Help Desk at daisey.iowa@ku.edu.

Service & Demographics - Participant Demographics

Reporting Period:

Select Reporting Year Jul 2025 to Jun 2026	Select Reporting Period Quarters 1, 2, & 3	Grantee Operation Threshold grant..	Organization All	County All	Home Visiting Model All	Home Visit Type All
---	---	--	---------------------	---------------	----------------------------	------------------------

Table 6 - Participants by Ethnicity



Target Children		
Hispanic/Latino	Not Hispanic/Latino	Total
7	62	69

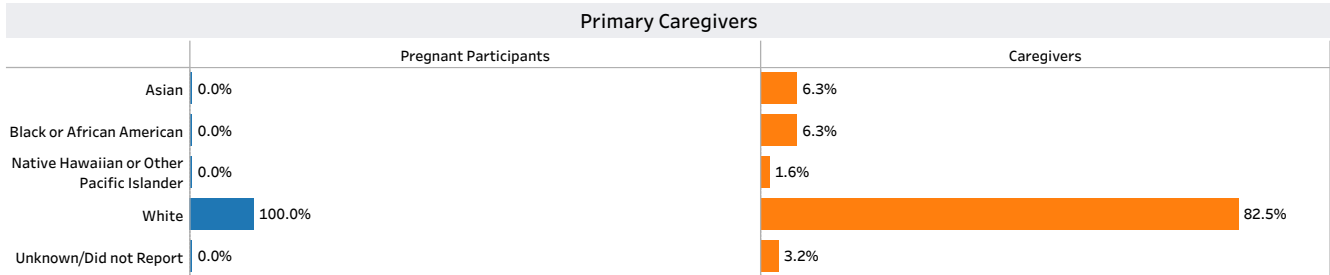
If you have questions about these reports, please visit <http://daiseyiowa.daiseysolutions.org/> or contact the Iowa Help Desk at daisey.iowa@ku.edu.

Service & Demographics - Participant Demographics

Reporting Period:

Select Reporting Year Jul 2025 to Jun 2026	Select Reporting Period Quarters 1, 2, & 3	Grantee Operation Threshold grant..	Organization All	County All	Home Visiting Model All	Home Visit Type All
---	---	--	---------------------	---------------	----------------------------	------------------------

Table 7 - Participants by Race



Primary Caregivers						
	Asian	Black or African American	Native Hawaiian or Other Pacific Islan..	White	Unknown/Did not Report	Total
Pregnant Participants	0	0	0	7	0	7
Caregivers	4	4	1	52	2	63
Total	4	4	1	59	2	70

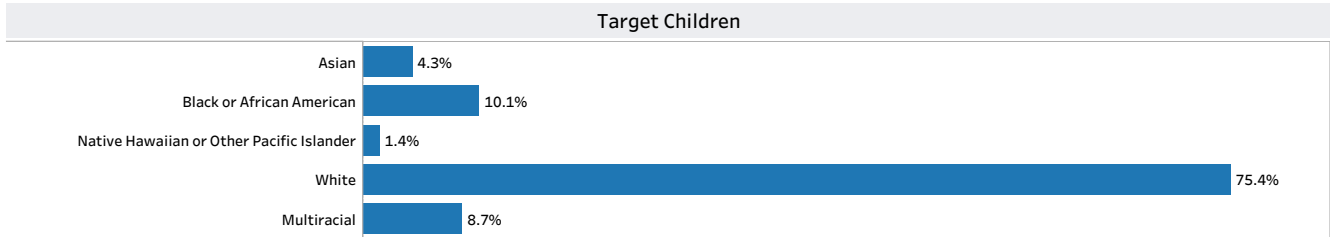
If you have questions about these reports, please visit <http://daiseyiowa.daiseysolutions.org/> or contact the Iowa Help Desk at daisey.iowa@ku.edu.

Service & Demographics - Participant Demographics

Reporting Period:

Select Reporting Year Jul 2025 to Jun 2026	Select Reporting Period Quarters 1, 2, & 3	Grantee Operation Threshold grant..	Organization All	County All	Home Visiting Model All	Home Visit Type All
---	---	--	---------------------	---------------	----------------------------	------------------------

Table 7 - Participants by Race



Race	Count
Asian	3
Black or African American	7
Native Hawaiian or Other Pacific Islander	1
White	52
Multiracial	6
Total	69

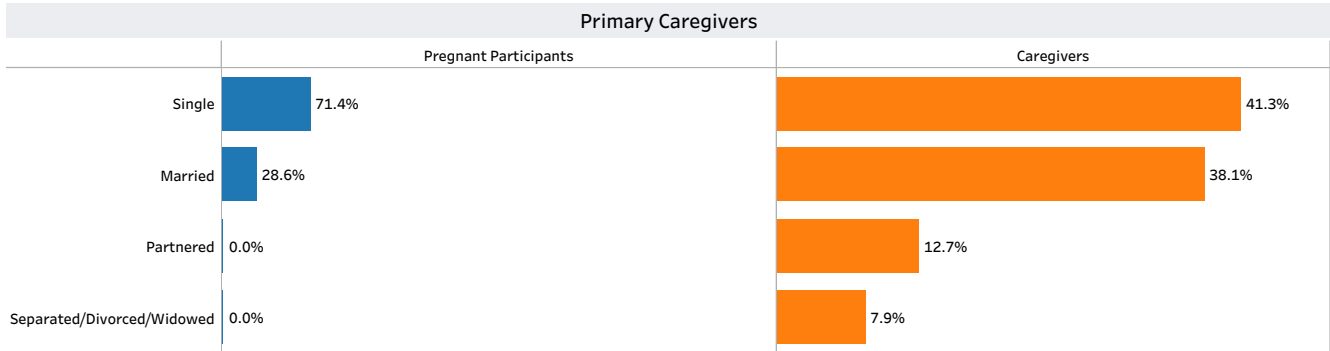
If you have questions about these reports, please visit <http://daiseyiowa.daiseysolutions.org/> or contact the Iowa Help Desk at daisey.iowa@ku.edu.

Service & Demographics - Participant Demographics

Reporting Period:

Select Reporting Year Jul 2025 to Jun 2026	Select Reporting Period Quarters 1, 2, & 3	Grantee Operation Threshold grant..	Organization All	County All	Home Visiting Model All	Home Visit Type All
---	---	--	---------------------	---------------	----------------------------	------------------------

Table 8 - Adult Participants by Marital Status



Primary Caregivers					
	Single	Married	Partnered	Separated/Divorced/Widowed	Total
Pregnant Participants	5	2	0	0	7
Caregivers	26	24	8	5	63
Total	31	26	8	5	70

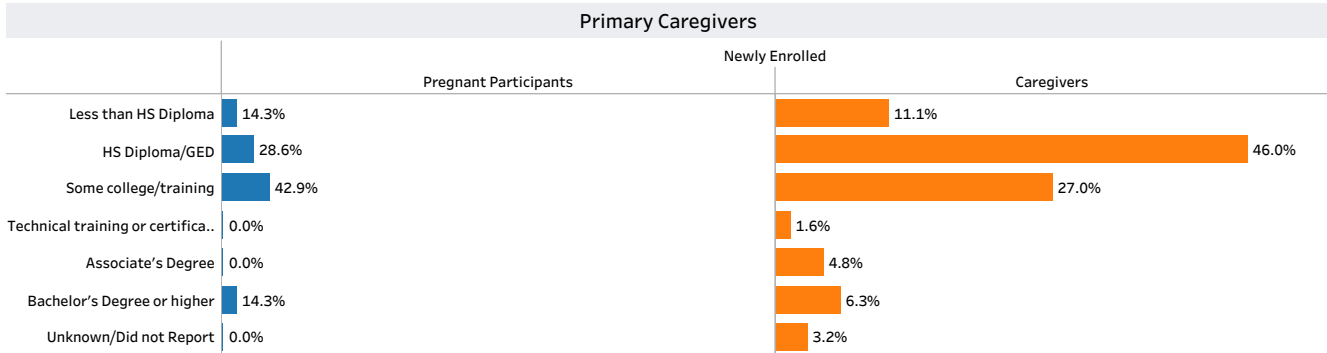
If you have questions about these reports, please visit <http://daiseyiowa.daiseysolutions.org/> or contact the Iowa Help Desk at daisey.iowa@ku.edu.

Service & Demographics - Participant Demographics

Reporting Period:

Select Reporting Year Jul 2025 to Jun 2026	Select Reporting Period Quarters 1, 2, & 3	Grantee Operation Threshold grant..	Organization All	County All	Home Visiting Model All	Home Visit Type All
---	---	--	---------------------	---------------	----------------------------	------------------------

Table 9 - Adult Participants by Educational Attainment



Primary Caregivers

		Less than HS Diploma	HS Diploma/GED	Some college/training	Technical training or cert..	Associate's Degree	Bachelor's Degree or higher	Unknown/Did not Report	Total
Newly Enrolled	Pregnant Participants	1	2	3	0	0	1	0	7
	Caregivers	7	29	17	1	3	4	2	63
Total		8	31	20	1	3	5	2	70

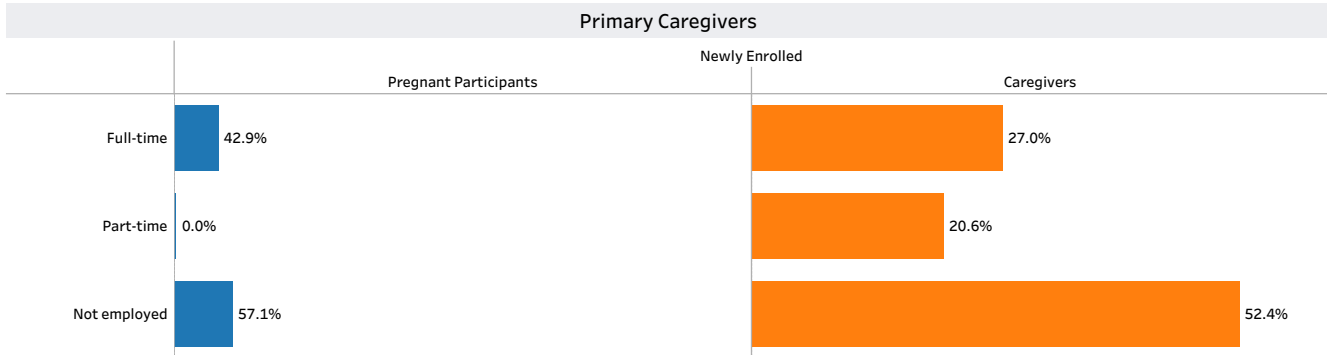
If you have questions about these reports, please visit <http://daiseyiowa.daiseysolutions.org/> or contact the Iowa Help Desk at daisey.iowa@ku.edu.

Service & Demographics - Participant Demographics

Reporting Period:

Select Reporting Year Jul 2025 to Jun 2026	Select Reporting Period Quarters 1, 2, & 3	Grantee Operation Threshold grant..	Organization All	County All	Home Visiting Model All	Home Visit Type All
---	---	--	---------------------	---------------	----------------------------	------------------------

Table 10 - Adult Participants by Employment Status



		Full-time	Part-time	Not employed	Total
Newly Enrolled	Pregnant Participants	3	0	4	7
	Caregivers	17	13	33	63
Total		20	13	37	70

If you have questions about these reports, please visit <http://daiseyiowa.daiseysolutions.org/> or contact the Iowa Help Desk at daisey.iowa@ku.edu.

Service & Demographics - Participant Demographics

Reporting Period:

Select Reporting Year Jul 2025 to Jun 2026	Select Reporting Period Quarters 1, 2, & 3	Grantee Operation Threshold grant..	Organization All	County All	Home Visiting Model All	Home Visit Type All
---	---	--	---------------------	---------------	----------------------------	------------------------

Table 11 - Adult Participants by Housing Status

		Primary Caregivers	
		Pregnant Participants	Caregivers
Not Homeless	Owens or shares own home, condominium, or apartment	28.6%	38.1%
	Rents or shares own home or apartment	57.1%	54.0%
	Lives in public housing	0.0%	1.6%
	Lives with parent or family member	14.3%	1.6%
	Not homeless but some other arrangement	0.0%	1.6%
	Total	100.0%	96.8%
Homeless	Homeless and sharing housing	0.0%	1.6%
	Homeless and living in an emergency or transition shelter	0.0%	1.6%
	Total	0.0%	3.2%

		Primary Caregivers									
		Not Homeless					Homeless			Total	
		Owens or shares own home, condominium, ..	Rents or shares own home or apartment	Lives in public housing	Lives with parent or family member	Not homeless but some other arrangement	Total	Homeless and sharing housing	Homeless and living in an emergency or t..	Total	Total
Pregnant Participants		2	4	0	1	0	7	0	0	0	7
Caregivers		24	34	1	1	1	61	1	1	2	63
Total		26	38	1	2	1	68	1	1	2	70


If you have questions about these reports, please visit <http://daiseyiowa.daiseysolutions.org/> or contact the Iowa Help Desk at daisey.iowa@ku.edu.

Service & Demographics - Participant Demographics

Reporting Period:

Select Reporting Year Jul 2025 to Jun 2026	Select Reporting Period Quarters 1, 2, & 3	Grantee Operation Threshold grant..	Organization All	County All	Home Visiting Model All	Home Visit Type All
---	---	--	---------------------	---------------	----------------------------	------------------------

Table 12 - Primary Language Spoken at Home



Target Children		
	Children	Percent of Children
English	59	85.5%
Spanish	5	7.2%
Other	5	7.2%
Grand Total	69	100.0%

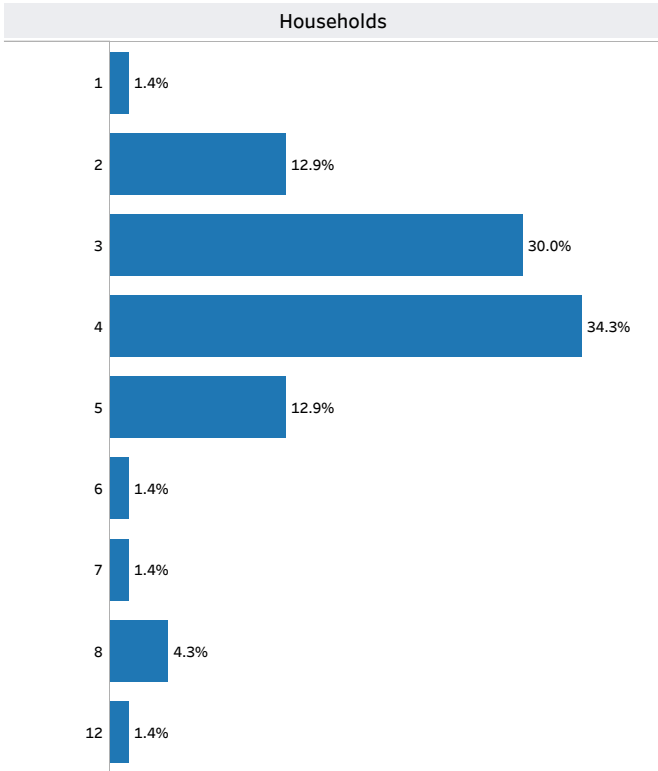
If you have questions about these reports, please visit <http://daiseyiowa.daiseysolutions.org/> or contact the Iowa Help Desk at daisey.iowa@ku.edu.

Service & Demographics - Participant Demographics

Reporting Period:

Select Reporting Year Jul 2025 to Jun 2026	Select Reporting Period Quarters 1, 2, & 3	Grantee Operation Threshold grant..	Organization All	County All	Home Visiting Model All	Home Visit Type All
---	---	--	---------------------	---------------	----------------------------	------------------------

Household Size



Households		
	Caregivers	Percent of Caregivers
1	1	1.4%
2	9	12.9%
3	21	30.0%
4	24	34.3%
5	9	12.9%
6	1	1.4%
7	1	1.4%
8	3	4.3%
12	1	1.4%
Grand Total	70	100.0%

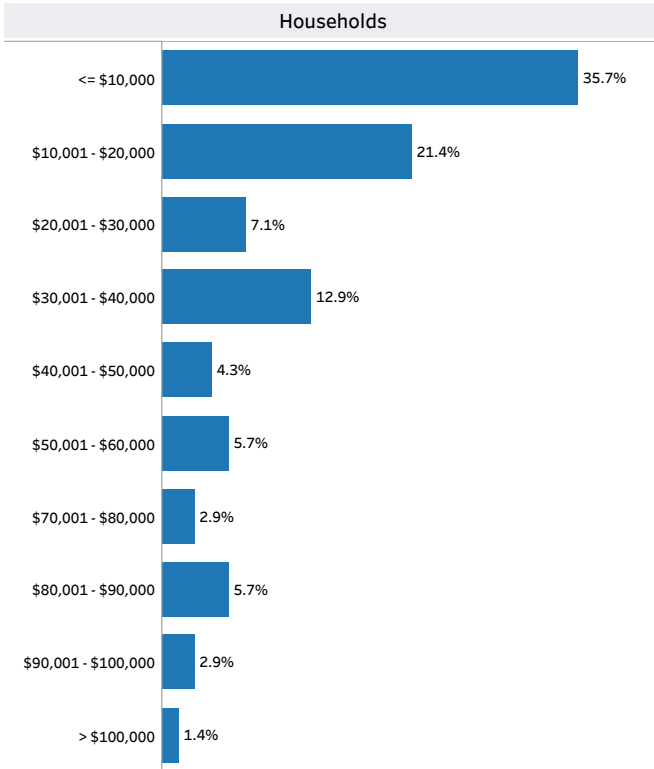
If you have questions about these reports, please visit <http://daiseyiowa.daiseysolutions.org/> or contact the Iowa Help Desk at daisey.iowa@ku.edu.

Service & Demographics - Participant Demographics

Reporting Period:

Select Reporting Year Jul 2025 to Jun 2026	Select Reporting Period Quarters 1, 2, & 3	Grantee Operation Threshold grant..	Organization All	County All	Home Visiting Model All	Home Visit Type All
---	---	--	---------------------	---------------	----------------------------	------------------------

Annual Household Income



Income Bracket	Households	
	Caregivers	Percent of Caregivers
<= \$10,000	25	35.7%
\$10,001 - \$20,000	15	21.4%
\$20,001 - \$30,000	5	7.1%
\$30,001 - \$40,000	9	12.9%
\$40,001 - \$50,000	3	4.3%
\$50,001 - \$60,000	4	5.7%
\$70,001 - \$80,000	2	2.9%
\$80,001 - \$90,000	4	5.7%
\$90,001 - \$100,000	2	2.9%
> \$100,000	1	1.4%
Grand Total	70	100.0%

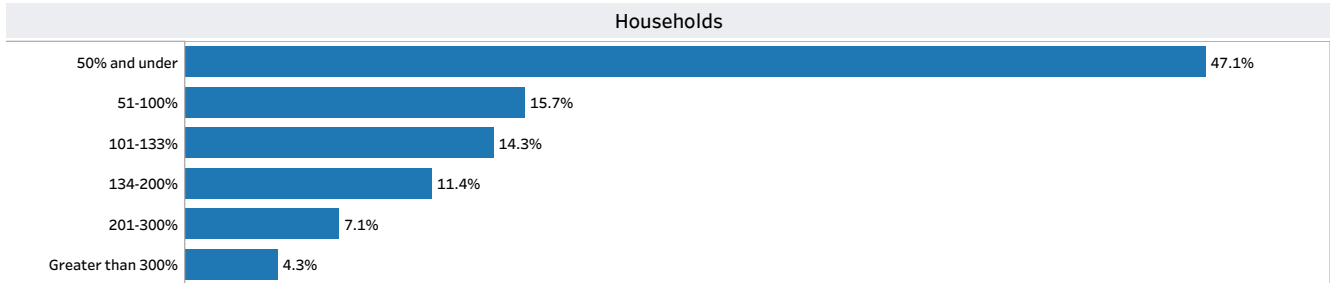
If you have questions about these reports, please visit <http://daiseyiowa.daiseysolutions.org/> or contact the Iowa Help Desk at daisey.iowa@ku.edu.

Service & Demographics - Participant Demographics

Reporting Period:

Select Reporting Year Jul 2025 to Jun 2026	Select Reporting Period Quarters 1, 2, & 3	Grantee Operation Threshold grant..	Organization All	County All	Home Visiting Model All	Home Visit Type All
---	---	--	---------------------	---------------	----------------------------	------------------------

Table 13 - Household Income in Relation to Federal Poverty Guidelines



Households		
	Caregivers	Percent of Caregivers
50% and under	33	47.1%
51-100%	11	15.7%
101-133%	10	14.3%
134-200%	8	11.4%
201-300%	5	7.1%
Greater than 300%	3	4.3%
Total	70	100.0%

If you have questions about these reports, please visit <http://daiseyiowa.daiseysolutions.org/> or contact the Iowa Help Desk at daisey.iowa@ku.edu.

Service & Demographics - Participant Demographics

Reporting Period:

Select Reporting Year Jul 2025 to Jun 2026	Select Reporting Period Quarters 1, 2, & 3	Grantee Operation Threshold grant..	Organization All	County All	Home Visiting Model All	Home Visit Type All
---	---	--	---------------------	---------------	----------------------------	------------------------

Table 14 - For Each Household Indicate the Priority Population Characteristics

	Households		Total
	Yes	No	
1. Low Income Household	44	26	70

	Households		Total
	No		
2. Household contains an enrollee who is pregnant and under age 21	70		70

	Households		Total
	Yes	No	
3. Household has a history of child abuse and neglect or involvement with child welfare services	8	62	70

	Households			Total
	Yes	No	Unknown/Did not Report	
4. Household has a history of substance abuse or needs substance abuse treatment	11	58	1	70

	Households		Total
	Yes	No	
5. Someone in the household uses tobacco products in the home	11	59	70

	Households			Total
	Yes	No	Unknown/Did not Report	
6. Someone in the household has attained low student achievement or has a child with low student achievement	16	52	2	70

	Households			Total
	Yes	No	Unknown/Did not Report	
7. Household has a child with developmental delays or disabilities	17	43	10	70

	Households		Total
	Yes	No	
8. Household includes individuals who are serving or formerly served in the US armed forces	2	68	70

If you have questions about these reports, please visit <http://daiseyiowa.daiseysolutions.org/> or contact the Iowa Help Desk at daisey.iowa@ku.edu.

Service & Demographics - Service Utilization

Reporting Period:

Select Reporting Year Jul 2025 to Jun 2026	Select Reporting Period Quarters 1, 2, & 3	Grantee Operation Threshold grant..	Organization All	County All	Home Visiting Model All	Home Visit Type All
---	---	--	---------------------	---------------	----------------------------	------------------------

Table 15 - Home Visits

Primary Caregivers		
	Home Visits PAT	Home Visits Total
In-Person Home Visits	826.0	826.0
Virtual Home Visits	84.0	84.0
Grand Total	910.0	910.0

Table 15 - Home Visits Percentage

Primary Caregivers		
	Percent of Home Visits PAT	Percent of Home Visits Total
In-Person Home Visits	90.8%	90.8%
Virtual Home Visits	9.2%	9.2%
Grand Total	100.0%	100.0%

If you have questions about these reports, please visit <http://daiseyiowa.daiseysolutions.org/> or contact the Iowa Help Desk at daisey.iowa@ku.edu.

Service & Demographics - Service Utilization

Reporting Period:

Select Reporting Year Jul 2025 to Jun 2026	Select Reporting Period Quarters 1, 2, & 3	Grantee Operation Threshold grant..	Organization All	County All	Home Visiting Model All	Home Visit Type All
---	---	--	---------------------	---------------	----------------------------	------------------------

Table 16 - Family Engagement by Household

	Primary Caregivers	
	Caregivers PAT	Percent of Caregivers PAT
Currently receiving services	53	75.7%
Completed Program	7	10.0%
Stopped services before completion	9	12.9%
Other reason for discharge	1	1.4%
Total	70	100.0%

If you have questions about these reports, please visit <http://daiseyiowa.daiseysolutions.org/> or contact the Iowa Help Desk at daisey.iowa@ku.edu.

Service & Demographics - Service Utilization

Reporting Period:

Select Reporting Year Jul 2025 to Jun 2026	Select Reporting Period Quarters 1, 2, & 3	Grantee Operation Threshold grant..	Organization All	County All	Home Visiting Model All	Home Visit Type All
---	---	--	---------------------	---------------	----------------------------	------------------------

Table 17 - Unduplicated Count of Households by Evidence-Based Home Visiting Model or Promising Approach

Households	
Home Visiting Model	Newly Enrolled
PAT- Parents as Teachers	100.0%

Households		
	Newly Enrolled	Total
PAT- Parents as Teachers	70	70
Total	70	70

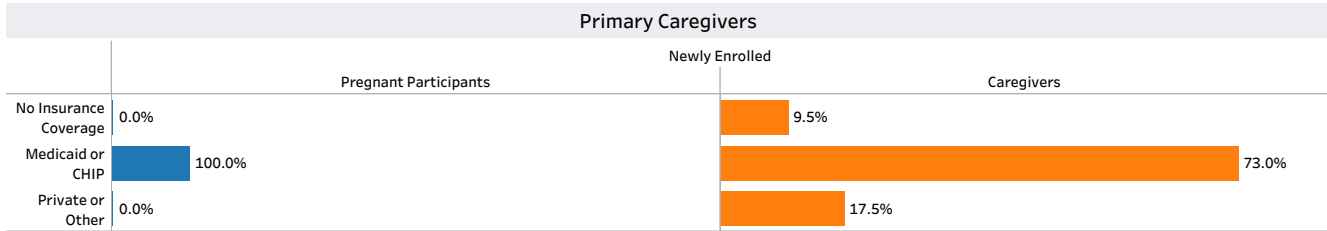
If you have questions about these reports, please visit <http://daiseyiowa.daiseysolutions.org/> or contact the Iowa Help Desk at daisey.iowa@ku.edu.

Service & Demographics - Insurance and Clinical Indicators

Reporting Period:

Select Reporting Year Jul 2025 to Jun 2026	Select Reporting Period Quarters 1, 2, & 3	Grantee Operation Threshold grant..	Organization All	County All	Home Visiting Model All	Home Visit Type All
---	---	--	---------------------	---------------	----------------------------	------------------------

Table 18 - Participants by Type of Health Insurance Coverage



		Primary Caregivers			
		No Insurance Coverage	Medicaid or CHIP	Private or Other	Total
Newly Enrolled	Pregnant Participants	0	7	0	7
	Caregivers	6	46	11	63
Total		6	53	11	70

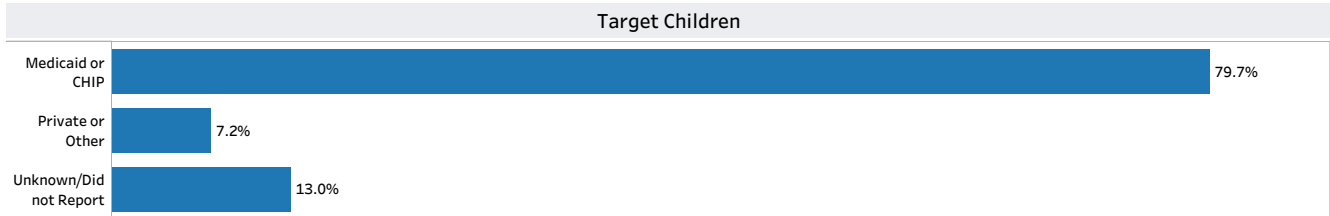
If you have questions about these reports, please visit <http://daiseyiowa.daiseysolutions.org/> or contact the Iowa Help Desk at daisey.iowa@ku.edu.

Service & Demographics - Insurance and Clinical Indicators

Reporting Period:

Select Reporting Year Jul 2025 to Jun 2026	Select Reporting Period Quarters 1, 2, & 3	Grantee Operation Threshold grant..	Organization All	County All	Home Visiting Model All	Home Visit Type All
---	---	--	---------------------	---------------	----------------------------	------------------------

Table 18 - Participants by Type of Health Insurance Coverage



	Medicaid or CHIP	Private or Other	Unknown/Did not Report	Total
Target Children	55	5	9	69

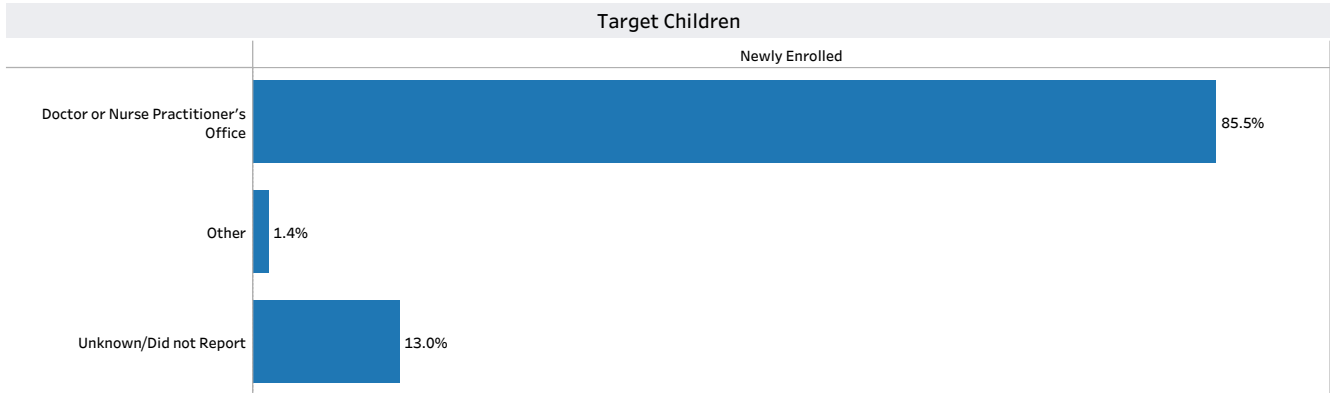
If you have questions about these reports, please visit <http://daiseyiowa.daiseysolutions.org/> or contact the Iowa Help Desk at daisey.iowa@ku.edu.

Service & Demographics - Insurance and Clinical Indicators

Reporting Period:

Select Reporting Year Jul 2025 to Jun 2026	Select Reporting Period Quarters 1, 2, & 3	Grantee Operation Threshold grant..	Organization All	County All	Home Visiting Model All	Home Visit Type All
---	---	--	---------------------	---------------	----------------------------	------------------------

Table 19 - Target Children by Usual Source of Medical Care



	Doctor or Nurse Practitioner's Office	Other	Unknown/Did not Report	Total
Newly Enrolled	59	1	9	69
Total	59	1	9	69

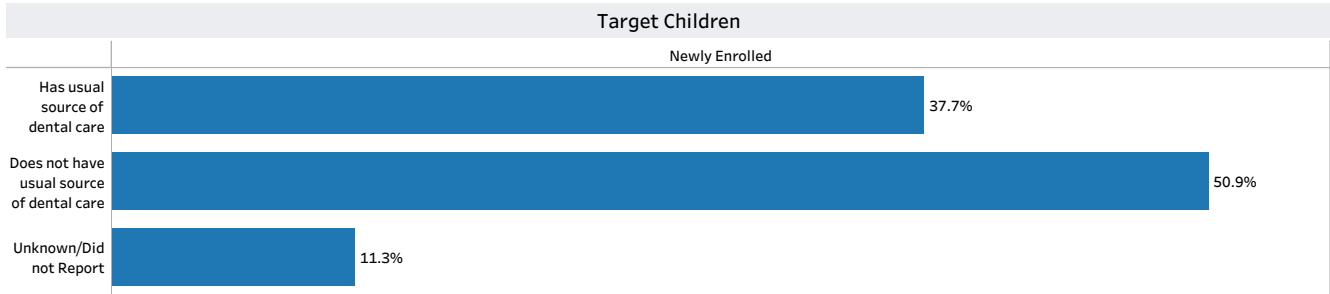
If you have questions about these reports, please visit <http://daiseyiowa.daiseysolutions.org/> or contact the Iowa Help Desk at daisey.iowa@ku.edu.

Service & Demographics - Insurance and Clinical Indicators

Reporting Period:

Select Reporting Year Jul 2025 to Jun 2026	Select Reporting Period Quarters 1, 2, & 3	Grantee Operation Threshold grant..	Organization All	County All	Home Visiting Model All	Home Visit Type All
---	---	--	---------------------	---------------	----------------------------	------------------------

Table 20 - Target Children (≥ 12 months of age) by Usual Source Dental Care



Target Children				
	Has usual source of dental care	Does not have usual source of dental care	Unknown/Did not Report	Total
Newly Enrolled	20	27	6	53
Total	20	27	6	53

If you have questions about these reports, please visit <http://daiseyiowa.daiseysolutions.org/> or contact the Iowa Help Desk at daisey.iowa@ku.edu.