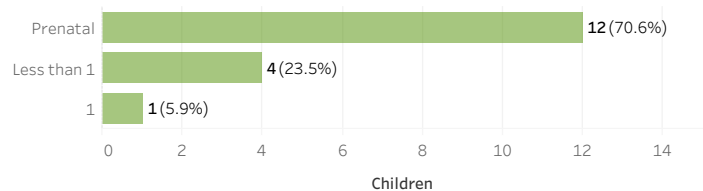


FSSD Service and Demographics
Reporting Period: Quarter 2, 2024-2025

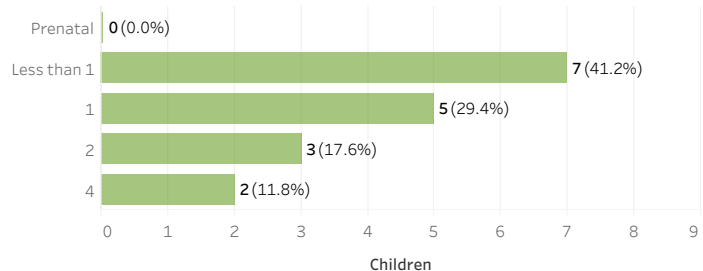
Reporting Year Jul 2024 to Jun 2025	Reporting Period Quarter 2	Organization SuccessLink	Program All	County All
Participants' Enrollment Status All		Newly Enrolled this Period All		



Child Age at Enrollment



Current Child Age



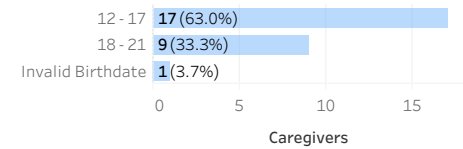
Total Children: 17

FSSD Service and Demographics

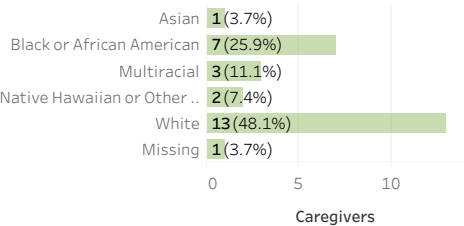
Reporting Period: Quarter 2, 2024-2025

Reporting Year	Reporting Period	Organization	Program	County
Jul 2024 to Jun 2025	Quarter 2	SuccessLink	All	All
Participants' Enrollment Status		Newly Enrolled this Period		
All		All		

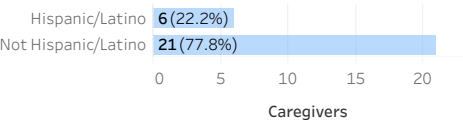
Caregiver Age at Enrollment



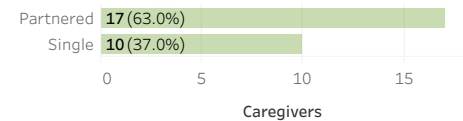
Caregiver Race



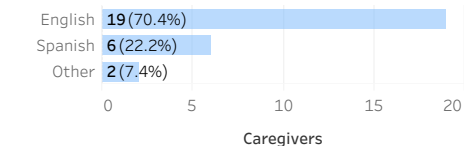
Caregiver Ethnicity



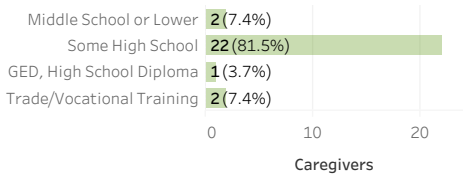
Caregiver Marital Status at Enrollment



Caregiver Primary Language



Caregiver Education at Enrollment



Total Caregivers: 27

FSSD Service and Demographics
Reporting Period: Quarter 2, 2024-2025

Reporting Year	Reporting Period	Organization	Program	County
Jul 2024 to Jun 2025	Quarter 2	SuccessLink	All	All
Participants' Enrollment Status		Newly Enrolled this Period		
All		All		

ECI eligibility of families at enrollment



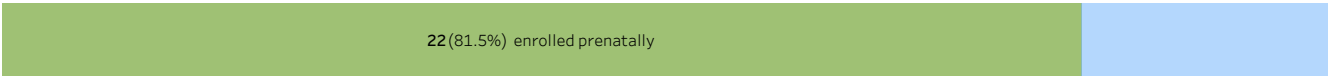
ECI Eligible families are those that meet one or more of the following criteria:

- 1) Income \leq 200% of the FPL,
- 2) A caregiver with \leq a high school education, and/or
- 3) Child(ren) 0-5 who has an IFSP or IEP.

Shared Visions' secondary requirement

This bar include families who **do not meet** Shared Visions' primary eligibility criteria (income \leq 125% of the FPL) but who **do meet** Shared Visions' secondary eligibility criteria.

Caregivers enrolled prenatally



Caregivers incarcerated



First-time caregivers

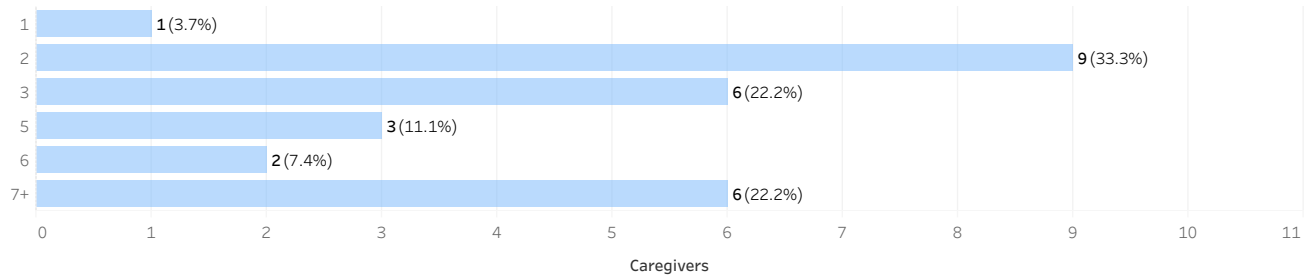


If you have questions about this report, please visit <http://daiseyiowa.daiseysolutions.org/> or contact the Iowa DAISEY Help Desk at daisey.iowa@ku.edu.

FSSD Service and Demographics
Reporting Period: Quarter 2, 2024-2025

Reporting Year	Reporting Period	Organization	Program	County
Jul 2024 to Jun 2025	Quarter 2	SuccessLink	All	All
Participants' Enrollment Status		Newly Enrolled this Period		
All		All		

Household Size at Enrollment



Poverty Level at Enrollment

