

Service & Demographics - Participant Demographics

Reporting Period:

Select Reporting Year Jul 2025 to Jun 2026	Select Reporting Period Quarters 1, 2, & 3	Grantee All	Organization LSI HFA 3	County All	Home Visiting Model All	Home Visit Type All
---	---	----------------	---------------------------	---------------	----------------------------	------------------------

Table 1 - Unduplicated Count of New and Continuing Program Participants Served by IHV

		Primary Caregivers	
Family New or Continuing Status	Caregiver or Pregnant	Pregnant Participants	Caregivers - Female
Newly Enrolled	Caregivers		100.0%
	Pregnant Participants	100.0%	

Primary Caregivers			
	Newly Enrolled		Total
	Pregnant Participants	Caregivers - Female	Total
Caregivers	0	34	34
Pregnant Participants	13	0	13
Grand Total	13	34	47

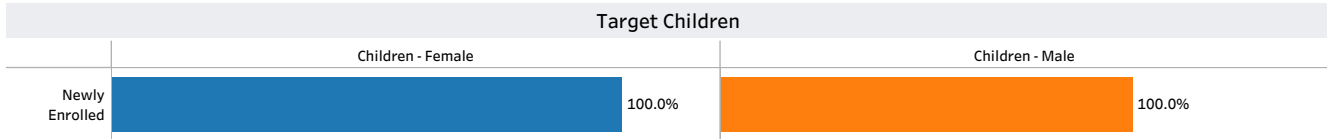
If you have questions about these reports, please visit <http://daiseyiowa.daiseysolutions.org/> or contact the Iowa Help Desk at daisey.iowa@ku.edu.

Service & Demographics - Participant Demographics

Reporting Period:

Select Reporting Year Jul 2025 to Jun 2026	Select Reporting Period Quarters 1, 2, & 3	Grantee All	Organization LSI HFA 3	County All	Home Visiting Model All	Home Visit Type All
---	---	----------------	---------------------------	---------------	----------------------------	------------------------

Table 1 - Unduplicated Count of New and Continuing Program Participants Served by IHV



Target Children		
	Newly Enrolled	Total
Children - Female	26	26
Children - Male	21	21
Total	47	47

If you have questions about these reports, please visit <http://daiseyiowa.daiseysolutions.org/> or contact the Iowa Help Desk at daisey.iowa@ku.edu.

Service & Demographics - Participant Demographics

Reporting Period:

Select Reporting Year Jul 2025 to Jun 2026	Select Reporting Period Quarters 1, 2, & 3	Grantee All	Organization LSI HFA 3	County All	Home Visiting Model All	Home Visit Type All
---	---	----------------	---------------------------	---------------	----------------------------	------------------------

Table 2 - Unduplicated Count of Households Served by IHV



Households		
	Newly Enrolled	Total
Number of Households	47	47

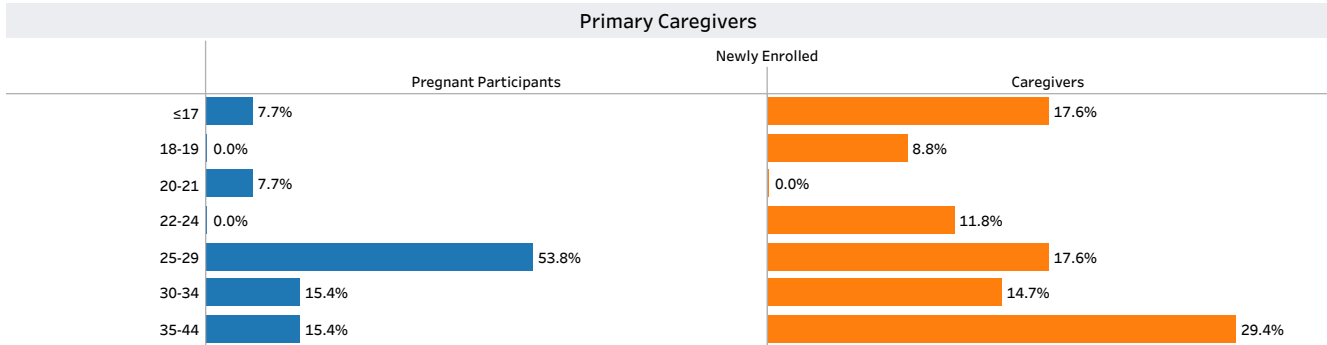
If you have questions about these reports, please visit <http://daiseyiowa.daiseysolutions.org/> or contact the Iowa Help Desk at daisey.iowa@ku.edu.

Service & Demographics - Participant Demographics

Reporting Period:

Select Reporting Year Jul 2025 to Jun 2026	Select Reporting Period Quarters 1, 2, & 3	Grantee All	Organization LSI HFA 3	County All	Home Visiting Model All	Home Visit Type All
---	---	----------------	---------------------------	---------------	----------------------------	------------------------

Table 4 - Adult Participants by Age



		≤17	18-19	20-21	22-24	25-29	30-34	35-44	Total
Newly Enrolled	Pregnant Participants	1	0	1	0	7	2	2	13
	Caregivers	6	3	0	4	6	5	10	34
Total		7	3	1	4	13	7	12	47

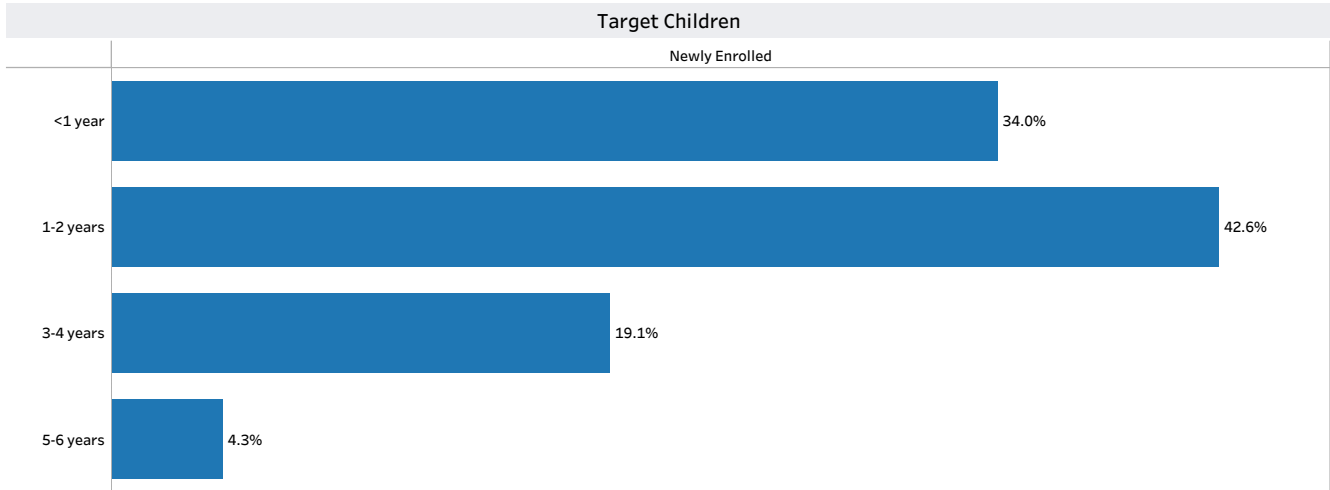
If you have questions about these reports, please visit <http://daiseyiowa.daiseysolutions.org/> or contact the Iowa Help Desk at daisey.iowa@ku.edu.

Service & Demographics - Participant Demographics

Reporting Period:

Select Reporting Year Jul 2025 to Jun 2026	Select Reporting Period Quarters 1, 2, & 3	Grantee All	Organization LSI HFA 3	County All	Home Visiting Model All	Home Visit Type All
---	---	----------------	---------------------------	---------------	----------------------------	------------------------

Table 5 - Target Children by Age



	<1 year	1-2 years	3-4 years	5-6 years	Total
Newly Enrolled	16	20	9	2	47
Total	16	20	9	2	47

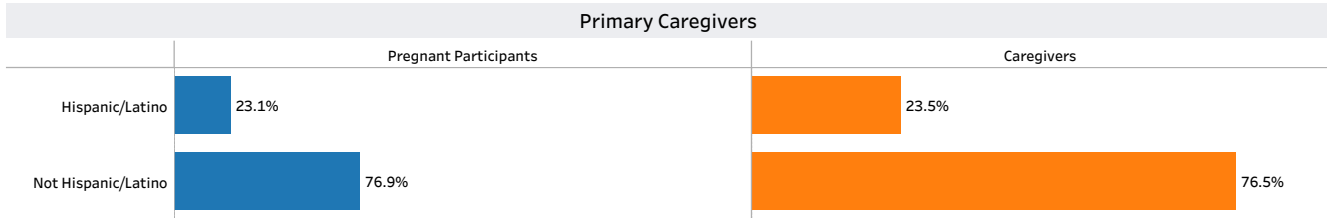
If you have questions about these reports, please visit <http://daiseyiowa.daiseysolutions.org/> or contact the Iowa Help Desk at daisey.iowa@ku.edu.

Service & Demographics - Participant Demographics

Reporting Period:

Select Reporting Year Jul 2025 to Jun 2026	Select Reporting Period Quarters 1, 2, & 3	Grantee All	Organization LSI HFA 3	County All	Home Visiting Model All	Home Visit Type All
---	---	----------------	---------------------------	---------------	----------------------------	------------------------

Table 6 - Participants by Ethnicity



Primary Caregivers			
	Hispanic/Latino	Not Hispanic/Latino	Total
Pregnant Participants	3	10	13
Caregivers	8	26	34
Total	11	36	47

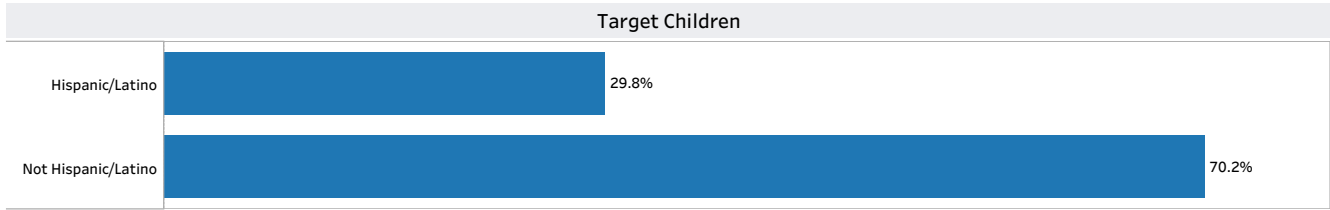
If you have questions about these reports, please visit <http://daiseyiowa.daiseysolutions.org/> or contact the Iowa Help Desk at daisey.iowa@ku.edu.

Service & Demographics - Participant Demographics

Reporting Period:

Select Reporting Year Jul 2025 to Jun 2026	Select Reporting Period Quarters 1, 2, & 3	Grantee All	Organization LSI HFA 3	County All	Home Visiting Model All	Home Visit Type All
---	---	----------------	---------------------------	---------------	----------------------------	------------------------

Table 6 - Participants by Ethnicity



Target Children		
Hispanic/Latino	Not Hispanic/Latino	Total
14	33	47


If you have questions about these reports, please visit <http://daiseyiowa.daiseysolutions.org/> or contact the Iowa Help Desk at daisey.iowa@ku.edu.

Service & Demographics - Participant Demographics

Reporting Period:

Select Reporting Year Jul 2025 to Jun 2026	Select Reporting Period Quarters 1, 2, & 3	Grantee All	Organization LSI HFA 3	County All	Home Visiting Model All	Home Visit Type All
---	---	----------------	---------------------------	---------------	----------------------------	------------------------

Table 7 - Participants by Race



Primary Caregivers					
	Asian	Black or African American	White	Unknown/Did not Report	Total
Pregnant Participants	1	0	9	3	13
Caregivers	0	6	26	2	34
Total	1	6	35	5	47

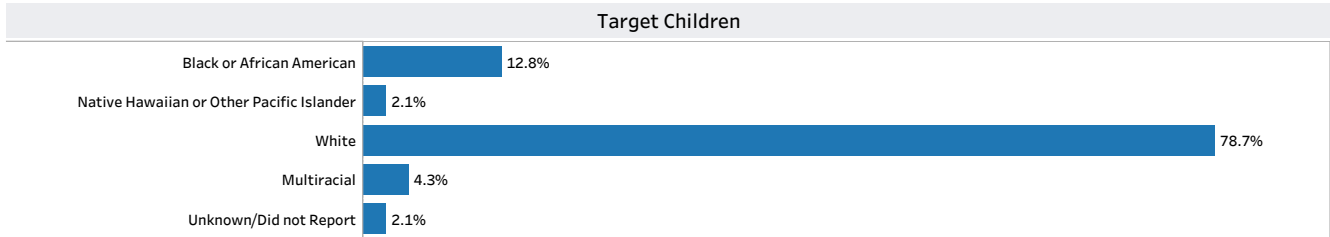
If you have questions about these reports, please visit <http://daiseyiowa.daiseysolutions.org/> or contact the Iowa Help Desk at daisey.iowa@ku.edu.

Service & Demographics - Participant Demographics

Reporting Period:

Select Reporting Year Jul 2025 to Jun 2026	Select Reporting Period Quarters 1, 2, & 3	Grantee All	Organization LSI HFA 3	County All	Home Visiting Model All	Home Visit Type All
---	---	----------------	---------------------------	---------------	----------------------------	------------------------

Table 7 - Participants by Race



Race	Count
Black or African American	6
Native Hawaiian or Other Pacific Islander	1
White	37
Multiracial	2
Unknown/Did not Report	1
Total	47

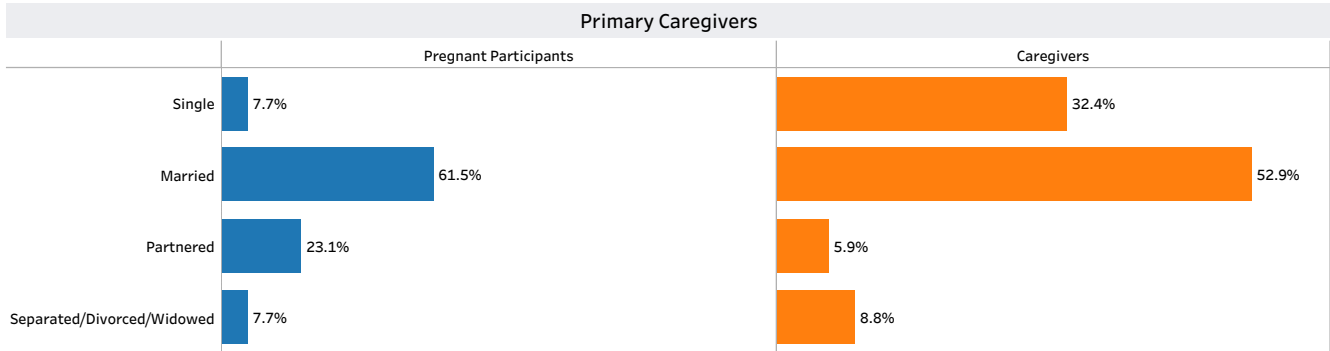
If you have questions about these reports, please visit <http://daiseyiowa.daiseysolutions.org/> or contact the Iowa Help Desk at daisey.iowa@ku.edu.

Service & Demographics - Participant Demographics

Reporting Period:

Select Reporting Year Jul 2025 to Jun 2026	Select Reporting Period Quarters 1, 2, & 3	Grantee All	Organization LSI HFA 3	County All	Home Visiting Model All	Home Visit Type All
---	---	----------------	---------------------------	---------------	----------------------------	------------------------

Table 8 - Adult Participants by Marital Status



Primary Caregivers					
	Single	Married	Partnered	Separated/Divorced/Widowed	Total
Pregnant Participants	1	8	3	1	13
Caregivers	11	18	2	3	34
Total	12	26	5	4	47

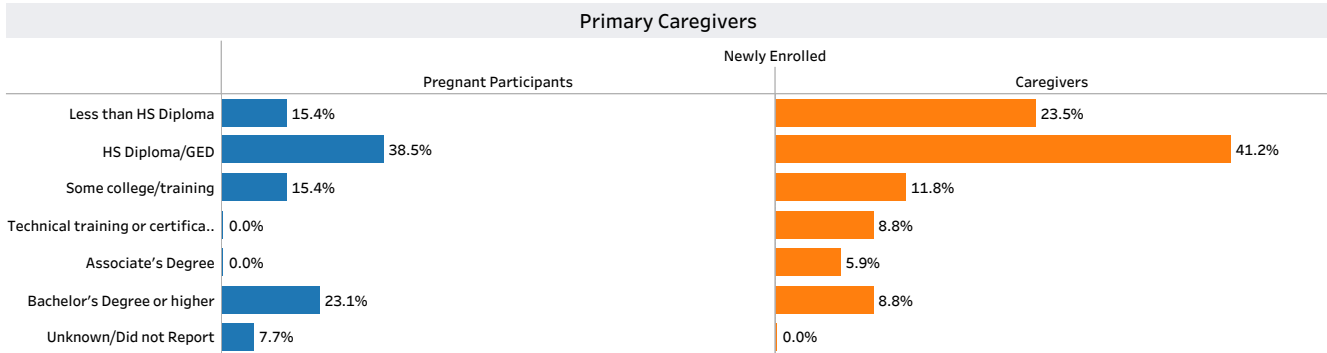
If you have questions about these reports, please visit <http://daiseyiowa.daiseysolutions.org/> or contact the Iowa Help Desk at daisey.iowa@ku.edu.

Service & Demographics - Participant Demographics

Reporting Period:

Select Reporting Year Jul 2025 to Jun 2026	Select Reporting Period Quarters 1, 2, & 3	Grantee All	Organization LSI HFA 3	County All	Home Visiting Model All	Home Visit Type All
---	---	----------------	---------------------------	---------------	----------------------------	------------------------

Table 9 - Adult Participants by Educational Attainment



Primary Caregivers

		Less than HS Diploma	HS Diploma/GED	Some college/training	Technical training or cert..	Associate's Degree	Bachelor's Degree or higher	Unknown/Did not Report	Total
Newly Enrolled	Pregnant Participants	2	5	2	0	0	3	1	13
	Caregivers	8	14	4	3	2	3	0	34
Total		10	19	6	3	2	6	1	47

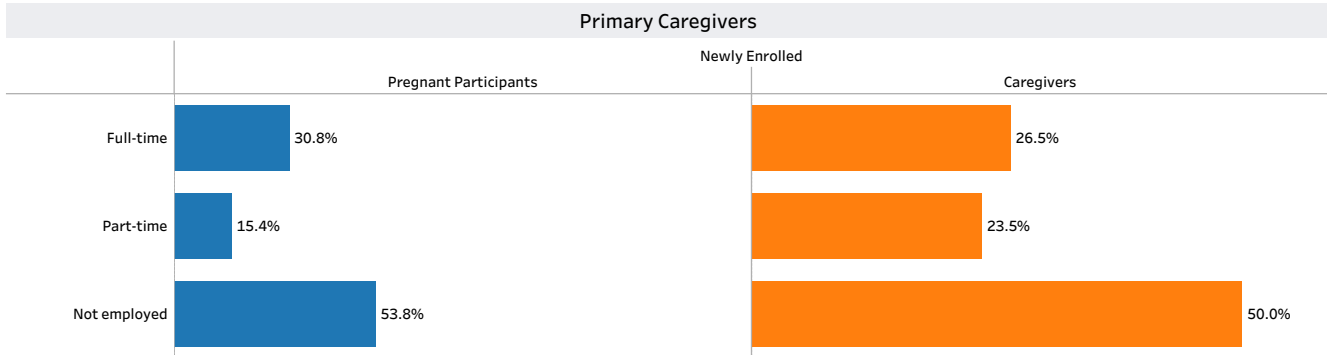
If you have questions about these reports, please visit <http://daiseyiowa.daiseysolutions.org/> or contact the Iowa Help Desk at daisey.iowa@ku.edu.

Service & Demographics - Participant Demographics

Reporting Period:

Select Reporting Year Jul 2025 to Jun 2026	Select Reporting Period Quarters 1, 2, & 3	Grantee All	Organization LSI HFA 3	County All	Home Visiting Model All	Home Visit Type All
---	---	----------------	---------------------------	---------------	----------------------------	------------------------

Table 10 - Adult Participants by Employment Status



		Primary Caregivers			
		Full-time	Part-time	Not employed	Total
Newly Enrolled	Pregnant Participants	4	2	7	13
	Caregivers	9	8	17	34
Total		13	10	24	47












If you have questions about these reports, please visit <http://daiseyiowa.daiseysolutions.org/> or contact the Iowa Help Desk at daisey.iowa@ku.edu.

Service & Demographics - Participant Demographics

Reporting Period:

Select Reporting Year Jul 2025 to Jun 2026	Select Reporting Period Quarters 1, 2, & 3	Grantee All	Organization LSI HFA 3	County All	Home Visiting Model All	Home Visit Type All
---	---	----------------	---------------------------	---------------	----------------------------	------------------------

Table 11 - Adult Participants by Housing Status

		Primary Caregivers	
		Pregnant Participants	Caregivers
Not Homeless	Owens or shares own home, condominium, or apartment	 38.5%	 35.3%
	Rents or shares own home or apartment	 38.5%	 47.1%
	Lives with parent or family member	 15.4%	 14.7%
	Not homeless but some other arrangement	0.0%	 2.9%
	Total	 92.3%	 100.0%
Homeless	Homeless and living in an emergency or transition shelter	 7.7%	0.0%
	Total	 7.7%	0.0%

		Primary Caregivers						
		Not Homeless				Homeless		Total
		Owens or shares own home, condominium, or apartment	Rents or shares own home or apartment	Lives with parent or family member	Not homeless but some other arrangement	Total	Homeless and living in an emergency or transition shelter	Total
Pregnant Participants		5	5	2	0	12	1	13
Caregivers		12	16	5	1	34	0	34
Total		17	21	7	1	46	1	47

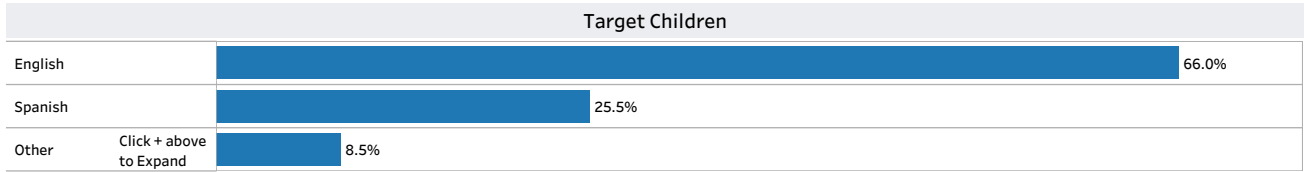
If you have questions about these reports, please visit <http://daiseyiowa.daiseysolutions.org/> or contact the Iowa Help Desk at daisey.iowa@ku.edu.

Service & Demographics - Participant Demographics

Reporting Period:

Select Reporting Year Jul 2025 to Jun 2026	Select Reporting Period Quarters 1, 2, & 3	Grantee All	Organization LSI HFA 3	County All	Home Visiting Model All	Home Visit Type All
---	---	----------------	---------------------------	---------------	----------------------------	------------------------

Table 12 - Primary Language Spoken at Home



Target Children		
	Children	Percent of Children
English	31	66.0%
Spanish	12	25.5%
Other	4	8.5%
Grand Total	47	100.0%

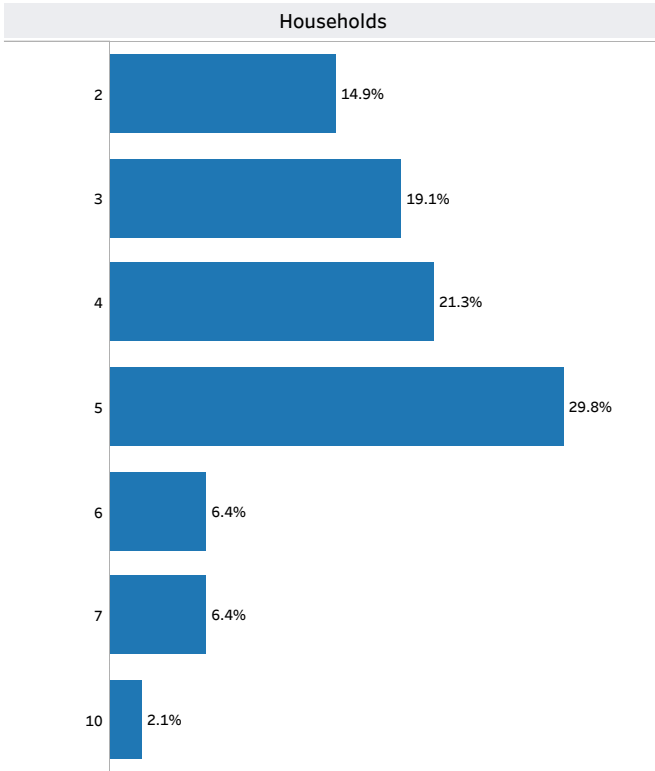
If you have questions about these reports, please visit <http://daiseyiowa.daiseysolutions.org/> or contact the Iowa Help Desk at daisey.iowa@ku.edu.

Service & Demographics - Participant Demographics

Reporting Period:

Select Reporting Year Jul 2025 to Jun 2026	Select Reporting Period Quarters 1, 2, & 3	Grantee All	Organization LSI HFA 3	County All	Home Visiting Model All	Home Visit Type All
---	---	----------------	---------------------------	---------------	----------------------------	------------------------

Household Size



Households		
	Caregivers	Percent of Caregivers
2	7	14.9%
3	9	19.1%
4	10	21.3%
5	14	29.8%
6	3	6.4%
7	3	6.4%
10	1	2.1%
Grand Total	47	100.0%

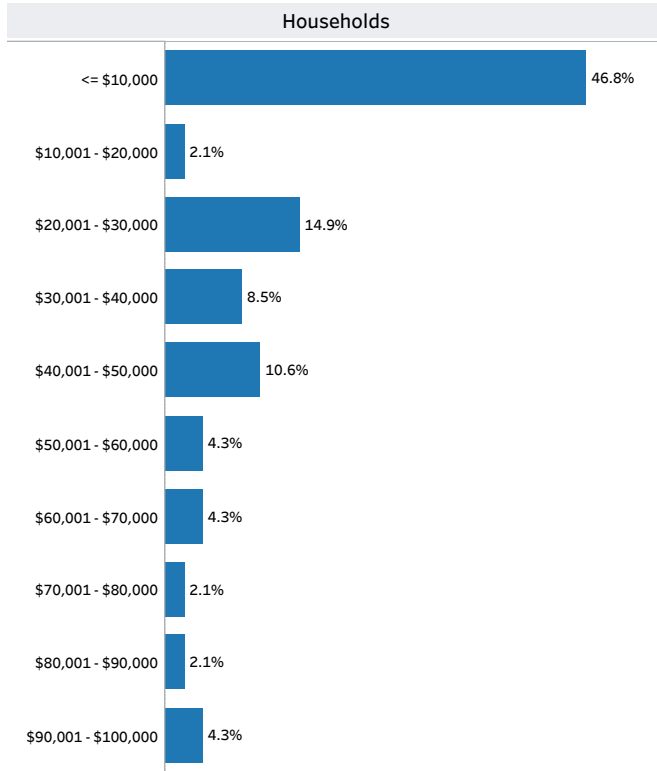
If you have questions about these reports, please visit <http://daiseyiowa.daiseysolutions.org/> or contact the Iowa Help Desk at daisey.iowa@ku.edu.

Service & Demographics - Participant Demographics

Reporting Period:

Select Reporting Year Jul 2025 to Jun 2026	Select Reporting Period Quarters 1, 2, & 3	Grantee All	Organization LSI HFA 3	County All	Home Visiting Model All	Home Visit Type All
---	---	----------------	---------------------------	---------------	----------------------------	------------------------

Annual Household Income



Households	Caregivers	Percent of Caregivers
<= \$10,000	22	46.8%
\$10,001 - \$20,000	1	2.1%
\$20,001 - \$30,000	7	14.9%
\$30,001 - \$40,000	4	8.5%
\$40,001 - \$50,000	5	10.6%
\$50,001 - \$60,000	2	4.3%
\$60,001 - \$70,000	2	4.3%
\$70,001 - \$80,000	1	2.1%
\$80,001 - \$90,000	1	2.1%
\$90,001 - \$100,000	2	4.3%
Grand Total	47	100.0%

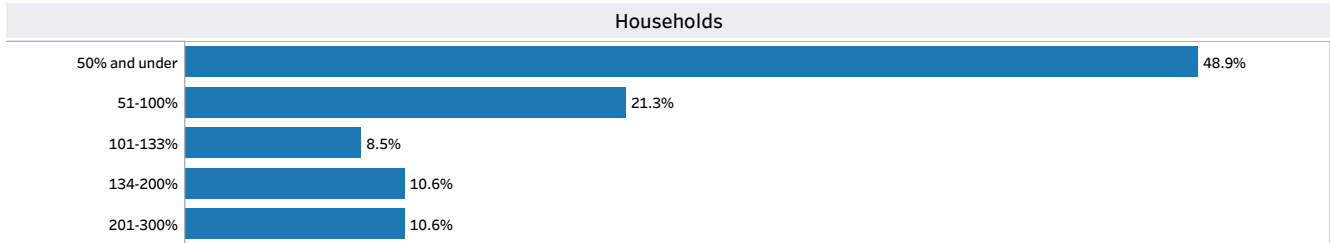
If you have questions about these reports, please visit <http://daiseyiowa.daiseysolutions.org/> or contact the Iowa Help Desk at daisey.iowa@ku.edu.

Service & Demographics - Participant Demographics

Reporting Period:

Select Reporting Year Jul 2025 to Jun 2026	Select Reporting Period Quarters 1, 2, & 3	Grantee All	Organization LSI HFA 3	County All	Home Visiting Model All	Home Visit Type All
---	---	----------------	---------------------------	---------------	----------------------------	------------------------

Table 13 - Household Income in Relation to Federal Poverty Guidelines



Households		
	Caregivers	Percent of Caregivers
50% and under	23	48.9%
51-100%	10	21.3%
101-133%	4	8.5%
134-200%	5	10.6%
201-300%	5	10.6%
Total	47	100.0%

If you have questions about these reports, please visit <http://daiseyiowa.daiseysolutions.org/> or contact the Iowa Help Desk at daisey.iowa@ku.edu.

Service & Demographics - Participant Demographics

Reporting Period:

Select Reporting Year Jul 2025 to Jun 2026	Select Reporting Period Quarters 1, 2, & 3	Grantee All	Organization LSI HFA 3	County All	Home Visiting Model All	Home Visit Type All
---	---	----------------	---------------------------	---------------	----------------------------	------------------------

Table 14 - For Each Household Indicate the Priority Population Characteristics

	Households		Total
	Yes	No	
1. Low Income Household	33	14	47

	Households		Total
	Yes	No	
2. Household contains an enrollee who is pregnant and under age 21	2	45	47

	Households			Total
	Yes	No	Unknown/Did not Report	
3. Household has a history of child abuse and neglect or involvement with child welfare services	7	39	1	47

	Households			Total
	Yes	No	Unknown/Did not Report	
4. Household has a history of substance abuse or needs substance abuse treatment	2	41	4	47

	Households		Total
	Yes	No	
5. Someone in the household uses tobacco products in the home	5	42	47

	Households			Total
	Yes	No	Unknown/Did not Rep..	
6. Someone in the household has attained low student achievement or has a child with low student achievement	1	42	4	47

	Households		Total
	Yes	No	
7. Household has a child with developmental delays or disabilities	5	42	47

	Households		Total
	No	Unknown/Did not Report	
8. Household includes individuals who are serving or formerly served in the US armed forces	46	1	47

If you have questions about these reports, please visit <http://daiseyiowa.daiseysolutions.org/> or contact the Iowa Help Desk at daisey.iowa@ku.edu.

Service & Demographics - Service Utilization

Reporting Period:

Select Reporting Year	Select Reporting Period	Grantee	Organization	County	Home Visiting Model	Home Visit Type
Jul 2025 to Jun 2026	Quarters 1, 2, & 3	All	LSI HFA 3	All	All	All

Group-based Parent Education Meetings Attended

Group Meetings		
	Group Meetings in Reporting Period	Percent Group Meetings
HFA- Healthy Families America	16.00	100.0%
Grand Total	16.00	100.0%

If you have questions about these reports, please visit <http://daiseyiowa.daiseysolutions.org/> or contact the Iowa Help Desk at daisey.iowa@ku.edu.

Service & Demographics - Service Utilization

Reporting Period:

Select Reporting Year Jul 2025 to Jun 2026	Select Reporting Period Quarters 1, 2, & 3	Grantee All	Organization LSI HFA 3	County All	Home Visiting Model All	Home Visit Type All
---	---	----------------	---------------------------	---------------	----------------------------	------------------------

Table 15 - Home Visits

Primary Caregivers		
	Home Visits HFA	Home Visits Total
In-Person Home Visits	483.0	483.0
Virtual Home Visits	42.0	42.0
Unknown/Did not Report	1.0	1.0
Grand Total	526.0	526.0

Table 15 - Home Visits Percentage

Primary Caregivers		
	Percent of Home Visits HFA	Percent of Home Visits Total
In-Person Home Visits	91.8%	91.8%
Virtual Home Visits	8.0%	8.0%
Unknown/Did not Report	0.2%	0.2%
Grand Total	100.0%	100.0%

If you have questions about these reports, please visit <http://daiseyiowa.daiseysolutions.org/> or contact the Iowa Help Desk at daisey.iowa@ku.edu.

Service & Demographics - Service Utilization

Reporting Period:

Select Reporting Year	Select Reporting Period	Grantee	Organization	County	Home Visiting Model	Home Visit Type
Jul 2025 to Jun 2026	Quarters 1, 2, & 3	All	LSI HFA 3	All	All	All

Table 16 - Family Engagement by Household

	Primary Caregivers	
	Caregivers HFA	Percent of Caregivers HFA
Currently receiving services	36	76.6%
Completed Program	1	2.1%
Stopped services before completion	10	21.3%
Total	47	100.0%

If you have questions about these reports, please visit <http://daiseyiowa.daiseysolutions.org/> or contact the Iowa Help Desk at daisey.iowa@ku.edu.

Service & Demographics - Service Utilization

Reporting Period:

Select Reporting Year	Select Reporting Period	Grantee	Organization	County	Home Visiting Model	Home Visit Type
Jul 2025 to Jun 2026	Quarters 1, 2, & 3	All	LSI HFA 3	All	All	All

Table 17 - Unduplicated Count of Households by Evidence-Based Home Visiting Model or Promising Approach

Households	
Home Visiting Model	Newly Enrolled
HFA- Healthy Families America	100.0%

Households		
	Newly Enrolled	Total
HFA- Healthy Families America	47	47
Total	47	47

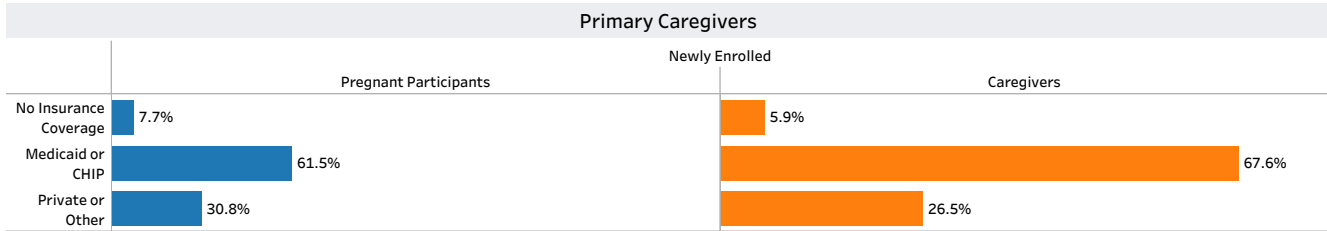
If you have questions about these reports, please visit <http://daiseyiowa.daiseysolutions.org/> or contact the Iowa Help Desk at daisey.iowa@ku.edu.

Service & Demographics - Insurance and Clinical Indicators

Reporting Period:

Select Reporting Year Jul 2025 to Jun 2026	Select Reporting Period Quarters 1, 2, & 3	Grantee All	Organization LSI HFA 3	County All	Home Visiting Model All	Home Visit Type All
---	---	----------------	---------------------------	---------------	----------------------------	------------------------

Table 18 - Participants by Type of Health Insurance Coverage



		Primary Caregivers			Total
		No Insurance Coverage	Medicaid or CHIP	Private or Other	
Newly Enrolled	Pregnant Participants	1	8	4	13
	Caregivers	2	23	9	34
Total		3	31	13	47

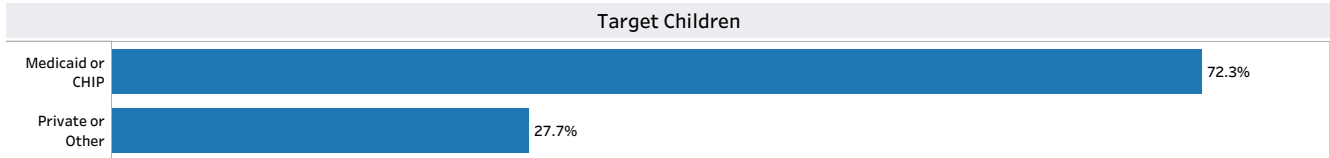
If you have questions about these reports, please visit <http://daiseyiowa.daiseysolutions.org/> or contact the Iowa Help Desk at daisey.iowa@ku.edu.

Service & Demographics - Insurance and Clinical Indicators

Reporting Period:

Select Reporting Year Jul 2025 to Jun 2026	Select Reporting Period Quarters 1, 2, & 3	Grantee All	Organization LSI HFA 3	County All	Home Visiting Model All	Home Visit Type All
---	---	----------------	---------------------------	---------------	----------------------------	------------------------

Table 18 - Participants by Type of Health Insurance Coverage



Target Children			
	Medicaid or CHIP	Private or Other	Total
Target Children	34	13	47

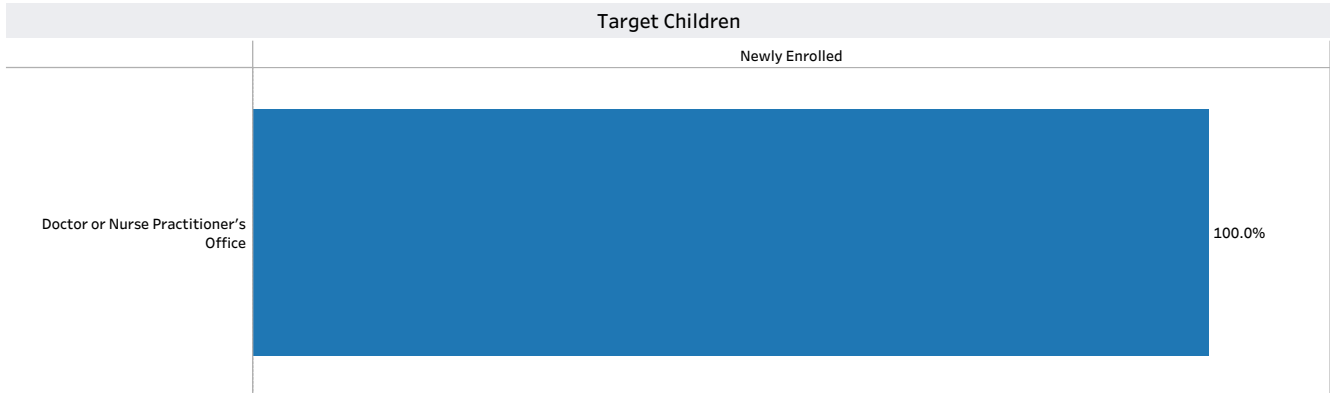
If you have questions about these reports, please visit <http://daiseyiowa.daiseysolutions.org/> or contact the Iowa Help Desk at daisey.iowa@ku.edu.

Service & Demographics - Insurance and Clinical Indicators

Reporting Period:

Select Reporting Year Jul 2025 to Jun 2026	Select Reporting Period Quarters 1, 2, & 3	Grantee All	Organization LSI HFA 3	County All	Home Visiting Model All	Home Visit Type All
---	---	----------------	---------------------------	---------------	----------------------------	------------------------

Table 19 - Target Children by Usual Source of Medical Care



Target Children		
	Doctor or Nurse Practitioner's Office	Total
Newly Enrolled	47	47
Total	47	47

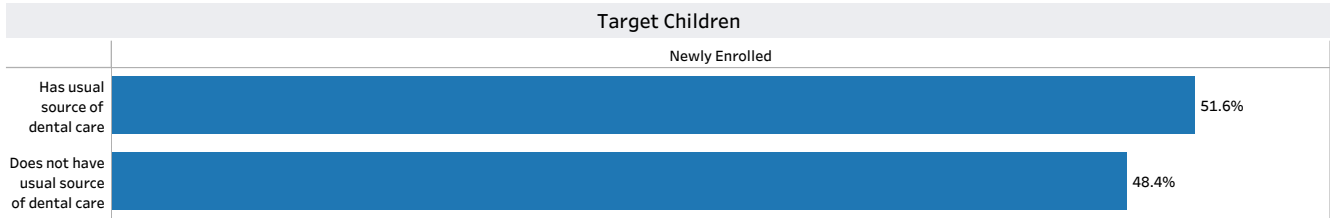
If you have questions about these reports, please visit <http://daiseyiowa.daiseysolutions.org/> or contact the Iowa Help Desk at daisey.iowa@ku.edu.

Service & Demographics - Insurance and Clinical Indicators

Reporting Period:

Select Reporting Year Jul 2025 to Jun 2026	Select Reporting Period Quarters 1, 2, & 3	Grantee All	Organization LSI HFA 3	County All	Home Visiting Model All	Home Visit Type All
---	---	----------------	---------------------------	---------------	----------------------------	------------------------

Table 20 - Target Children (≥ 12 months of age) by Usual Source Dental Care



Target Children			
	Has usual source of dental care	Does not have usual source of dental care	Total
Newly Enrolled	16	15	31
Total	16	15	31

If you have questions about these reports, please visit <http://daiseyiowa.daiseysolutions.org/> or contact the Iowa Help Desk at daisey.iowa@ku.edu.