



MOLLY



DNA Test Report

Test Date: February 25th, 2019

embk.me/molly382

GENETIC STATS

Wolfiness: 0.9 % **MEDIUM**

Predicted adult weight: **38 lbs**

Genetic age: **18 human years**

TEST DETAILS

Kit number: EM-1007591

Swab number: 31001811296934

PORTUGUESE WATER DOG



Fun Fact Bo, a Portuguese Water Dog, was the White House family pet for the Obamas during Barack Obama's presidency.

Portuguese Water Dogs are native to the coastal regions of Portugal. When the Portuguese needed a versatile dog that loved to swim, they set to work developing the breed.

They came into existence a long time ago—the first written record of them dates back to the 1200s. It is very likely that they are the descendants of the German Poodle, which was introduced to Portugal by the Goths many years before. While Poodles are excellent swimmers, the Portuguese wanted a dog that was smaller, yet more robustly built—one that easily could fit onto their ships as they sailed the shores of the Atlantic.

They were saved from extinction during World War II by breed enthusiasts, and they eventually made their way to the United States in the 1950s. By the 1970s, the first breed club had been established, and they have enjoyed popularity in the United States ever since.

Portuguese Water Dogs still look a bit like Poodles. They have the same curly, tightly wound hair. They have a few extras, however, like webbed toes! They make excellent family dogs and are loving with children. They also like other dogs—overall they are just affable companions. They have a tendency to bond with one person in the household. This tendency might stem from their history of riding in small fishing boats with only their masters for long periods of time.

Portuguese Water Dogs are extremely intelligent and will really thrive if trained properly and given plenty of jobs to do. They love dog sports, especially ones that involve water, and they really relish their exercise and time outdoors. That being said, Portuguese Water Dogs can make very good apartment and city dogs provided they are given enough time outside to exercise. If they are confined in the house all day without anything to entertain them, they may become destructive. Also unpleasant

RELATED BREEDS



**German
Shepherd Dog**
Cousin breed

MATERNAL LINE



Through Molly's mitochondrial DNA we can trace her mother's ancestry back to where dogs and people first became friends. This map helps you visualize the routes that her ancestors took to your home. Their story is described below the map.

HAPLOGROUP: C1

Congratulations, C1 is a very exotic female lineage! It is more closely associated with maternal lineages found in wolves, foxes and jackals than with other dog lineages. So it seems dogs in this group have a common male dog ancestor who, many thousands of years ago, mated with a female wolf! This is not a common lineage in any breed, though a good number of German Shepherds and Doberman Pinchers are C1. It is also found in breeds as diverse as Peruvian Inca Orchids and Pekingese; it is rarely found amongst Labrador Retrievers, Border Collies, Siberian Huskies, or Cocker Spaniels. Despite its fascinating origins, it is widely distributed around the globe, and even shows up frequently among Peruvian village dogs. It almost certainly survived at low frequency in Europe for millennia and then was dispersed outside of Europe by colonialism, though not as successfully as some other lineages.

HAPLOTYPE: C36

Part of the C1 haplogroup, the C36 haplotype occurs most commonly in Karelian Bear Dogs, West Highland White Terriers and Portuguese Water Dogs.

TRAITS

Coat Color

E Locus (Mask, Grizzle, Recessive Red)	E^mE^m
K Locus (Dominant Black)	K^Bk^y
A Locus (Agouti, Sable)	a^ta
D Locus (Dilute, Blue, Fawn)	DD
B Locus (Brown, Chocolate, Liver, Red, Dudley)	Bb
Saddle Tan	NI

Other Coat Traits

Furnishings / Improper Coat (RSPO2)	FF
Long Haircoat (FGF5)	TT
Shedding (MC5R)	CC
Curly Coat (KRT71)	CT
Hairlessness (FOXI3)	N/N
Hairlessness (SGK3)	NN
Oculocutaneous Albinism Type 2 - OCA2, Doberman Z Factor Albinism (SLC45A2)	N/N

Other Body Features

Brachycephaly (BMP3)	AC
Natural Bobtail (T)	CC
Hind Dewclaws (LMBR1)	CC
Blue Eye Color	N/N

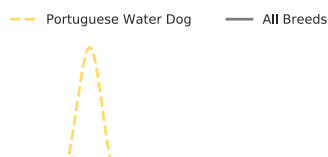
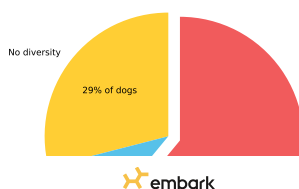
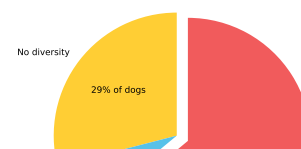
Performance

Altitude Adaptation (EPAS1)	GG
-----------------------------	-----------

Body Size

Body Size - IGF1	II
Body Size - IGF1R	GG
Body Size - STC2	TT
Body Size - GHR (E195K)	GG
Body Size - GHR (P177L)	CC

Genetic Diversity

 Inbreeding Coefficient **18%**

 MHC Class II - DLA DRB1
High Diversity

 MHC Class II - DLA DQA1 and DQB1
High Diversity




CLINICAL TRAITS

These clinical genetic traits can inform clinical decisions and diagnoses. These traits do not predict a disease state or increased risk for disease. We currently assess one clinical trait: Alanine Aminotransferase Activity.

Alanine Aminotransferase Activity result: Normal

Molly has two normal alleles at ALT.

More information on Alanine Aminotransferase Activity:

This result helps your vet understand what your dog's baseline ALT activity is. The enzyme alanine aminotransferase, or ALT, is commonly used to evaluate liver health. Dogs with one or more copies of the "A" allele are likely to have a lower baseline ALT activity ("low normal") than dogs with zero copies of the "A" allele ("normal"). This means that you and your vet might adjust what you consider your dog's baseline ALT levels to be, and consider deviations from this as "abnormal." Please note that this mutation should never increase your dog's ALT activity. If your dog has high ALT activity, please consult your veterinarian.



MOLLY



DNA Test Report

Test Date: February 25th, 2019

embk.me/molly382

HEALTH

Good news! Molly did not test positive for any of the genetic diseases that Embark screens for.

0

AT RISK

0

CARRIER



MOLLY



DNA Test Report

Test Date: February 25th, 2019

embk.me/molly382

OTHER CONDITIONS

Good news! Molly tested clear for 4 genetic conditions that are common in her breed.

- Von Willebrand Disease Type II (VWF Exon 28)
- GM1 Gangliosidosis (GLB1 Exon 2)
- Progressive Retinal Atrophy - prcd
Progressive rod-cone degeneration (PRCD Exon 1)
- Degenerative Myelopathy (SOD1A)



DNA Test Report

Test Date: February 25th, 2019

embk.me/molly382

FULL TEST PANEL

Molly is also clear of 168 other genetic health conditions that Embark tests for.

To help ensure healthy breeds, every test includes analysis of our full panel of over 160 genetic health conditions.

The following pages list out all the other genetic health conditions that Molly tested clear for.

CLEAR CONDITIONS

- MDR1 Drug Sensitivity (MDR1) (Chromosome 14)
- P2Y12 Receptor Platelet Disorder (P2RY12) (Chromosome 23)
- Factor IX Deficiency, Hemophilia B (F9 Exon 7, Terrier Variant) (Chromosome X)
- Factor IX Deficiency, Hemophilia B (F9 Exon 7, Rhodesian Ridgeback Variant) (Chromosome X)
- Factor VII Deficiency (F7 Exon 5) (Chromosome 22)
- Factor VIII Deficiency, Hemophilia A (F8 Exon 10, Boxer Variant) (Chromosome X)
- Factor VIII Deficiency, Hemophilia A (F8 Exon 11, Shepherd Variant 1) (Chromosome X)
- Factor VIII Deficiency, Hemophilia A (F8 Exon 1, Shepherd Variant 2) (Chromosome X)
- Thrombopathia (RASGRP2 Exon 5, Basset Hound Variant) (Chromosome 18)
- Thrombopathia (RASGRP2 Exon 8) (Chromosome 18)
- Thrombopathia (RASGRP2 Exon 5, American Eskimo Dog Variant) (Chromosome 18)
- Von Willebrand Disease Type III (VWF Exon 4) (Chromosome 27)
- Von Willebrand Disease Type I (VWF) (Chromosome 27)
- Canine Leukocyte Adhesion Deficiency Type III (LAD3) (FERMT3) (Chromosome 18)
- Congenital Macrothrombocytopenia (TUBB1 Exon 1, Cavalier King Charles Spaniel Variant) (Chromosome 24)
- Canine Elliptocytosis (SPTB Exon 30) (Chromosome 8)
- Cyclic Neutropenia, Gray Collie Syndrome (AP3B1 Exon 20) (Chromosome 31)
- Glanzmann's Thrombasthenia Type I (ITGA2B Exon 12) (Chromosome 9)
- May-Hegglin Anomaly (MYH9) (Chromosome 10)
- Prekallikrein Deficiency (KLKB1 Exon 8) (Chromosome 16)
- Pyruvate Kinase Deficiency (PKLR Exon 5) (Chromosome 7)
- Pyruvate Kinase Deficiency (PKLR Exon 7 Labrador Variant) (Chromosome 7)
- Pyruvate Kinase Deficiency (PKLR Exon 7 Pug Variant) (Chromosome 7)
- Pyruvate Kinase Deficiency (PKLR Exon 7 Beagle Variant) (Chromosome 7)
- Pyruvate Kinase Deficiency (PKLR Exon 10) (Chromosome 7)
- Trapped Neutrophil Syndrome (VPS13B) (Chromosome 13)
- Ligneous Membranitis (PLG) (Chromosome 1)
- Congenital Hypothyroidism (TPO, Tenterfield Terrier Variant) (Chromosome 17)
- Complement 3 (C3) deficiency (C3) (Chromosome 20)
- Severe Combined Immunodeficiency (PRKDC) (Chromosome 29)
- Severe Combined Immunodeficiency (RAG1) (Chromosome 18)
- X-linked Severe Combined Immunodeficiency (IL2RG Variant 1) (Chromosome X)
- X-linked Severe Combined Immunodeficiency (IL2RG Variant 2) (Chromosome X)
- Progressive Retinal Atrophy - rcd1 Rod-cone dysplasia, rcd1 (PDE6B Exon 21 Irish Setter Variant) (Chromosome 3)
- Progressive Retinal Atrophy Rod-cone dysplasia, rcd1a (PDE6B Exon 21 Sloughi Variant) (Chromosome 3)
- Progressive Retinal Atrophy - rcd3 Rod-cone dysplasia, rcd3 (PDE6A) (Chromosome 4)
- Progressive Retinal Atrophy - CNGA (CNGA1 Exon 9) (Chromosome 13)
- Progressive Retinal Atrophy (CNGB1) (Chromosome 2)



CLEAR CONDITIONS

- Progressive Retinal Atrophy (SAG) (Chromosome 25)
- Golden Retriever Progressive Retinal Atrophy 1 (SLC4A3) (Chromosome 37)
- Golden Retriever Progressive Retinal Atrophy 2 (TTC8) (Chromosome 8)
- Progressive Retinal Atrophy - crd1 (PDE6B) (Chromosome 3)
- Progressive Retinal Atrophy - crd2 (IQCB1) (Chromosome 33)
- Progressive Retinal Atrophy - crd4/cord1 (RPGRIP1) (Chromosome 15)
- Collie Eye Anomaly, Choroidal Hypoplasia (NHEJ1) (Chromosome 37)
- Achromatopsia (CNGA3 Exon 7 German Shepherd Variant) (Chromosome 10)
- Achromatopsia (CNGA3 Exon 7 Labrador Retriever Variant) (Chromosome 10)
- Autosomal Dominant Progressive Retinal Atrophy (RHO) (Chromosome 20)
- Canine Multifocal Retinopathy cmr1 (BEST1 Exon 2) (Chromosome 18)
- Canine Multifocal Retinopathy cmr2 (BEST1 Exon 5) (Chromosome 18)
- Canine Multifocal Retinopathy cmr3 (BEST1 Exon 10 Deletion) (Chromosome 18)
- Canine Multifocal Retinopathy cmr3 (BEST1 Exon 10 SNP) (Chromosome 18)
- Glaucoma Primary Open Angle Glaucoma (ADAMTS10 Exon 9) (Chromosome 20)
- Glaucoma Primary Open Angle Glaucoma (ADAMTS10 Exon 17) (Chromosome 20)
- Glaucoma Primary Open Angle Glaucoma (ADAMTS17 Exon 11) (Chromosome 3)
- Glaucoma Primary Open Angle Glaucoma (ADAMTS17 Exon 2) (Chromosome 3)
- Hereditary Cataracts, Early-Onset Cataracts, Juvenile Cataracts (HSF4 Exon 9 Shepherd Variant) (Chromosome 5)
- Primary Lens Luxation (ADAMTS17) (Chromosome 3)
- Congenital stationary night blindness (RPE65) (Chromosome 6)
- Macular Corneal Dystrophy (MCD) (CHST6) (Chromosome 5)
- 2,8-Dihydroxyadenine (2,8-DHA) Urolithiasis (APRT) (Chromosome 5)
- Cystinuria Type I-A (SLC3A1) (Chromosome 10)
- Cystinuria Type II-A (SLC3A1) (Chromosome 10)
- Cystinuria Type I-A (SLC7A9) (Chromosome 1)
- Hyperuricosuria and Hyperuricemia or Urolithiasis (SLC2A9) (Chromosome 3)
- Polycystic Kidney Disease (PKD1) (Chromosome 6)
- Primary Hyperoxaluria (AGXT) (Chromosome 25)
- Protein Losing Nephropathy (NPHS1) (Chromosome 1)
- X-Linked Hereditary Nephropathy (Samoyed Variant 2) (COL4A5 Exon 35) (Chromosome X)
- Autosomal Recessive Hereditary Nephropathy, Familial Nephropathy (COL4A4 Exon 3) (Chromosome 25)
- Primary Ciliary Dyskinesia (CCDC39 Exon 3) (Chromosome 34)
- Congenital Keratoconjunctivitis Sicca and Ichthyosiform Dermatitis (CKCSID), Dry Eye Curly Coat Syndrome (FAM83H Exon 5) (Chromosome 13)
- X-linked Ectodermal Dysplasia, Anhidrotic Ectodermal Dysplasia (EDA Intron 8) (Chromosome X)
- Renal Cystadenocarcinoma and Nodular Dermatofibrosis (RCND) (FLCN Exon 7) (Chromosome 5)
- Canine Fucosidosis (FUCA1) (Chromosome 2)
- Glycogen Storage Disease Type II, Pompe's Disease (GAA) (Chromosome 9)



DNA Test Report

Test Date: February 25th, 2019

embk.me/molly382

CLEAR CONDITIONS

- Glycogen Storage Disease Type Ia, Von Gierke Disease (G6PC) (Chromosome 9)
- Glycogen Storage Disease Type IIIa (GSD IIIa) (AGL) (Chromosome 6)
- Mucopolysaccharidosis Type I (IDUA) (Chromosome 3)
- Mucopolysaccharidosis Type IIIA, Sanfilippo Syndrome Type A (SGSH Exon 6 Variant 1) (Chromosome 9)
- Mucopolysaccharidosis Type IIIA, Sanfilippo Syndrome Type A (SGSH Exon 6 Variant 2) (Chromosome 9)
- Mucopolysaccharidosis Type VII, Sly Syndrome (GUSB Exon 5) (Chromosome 6)
- Mucopolysaccharidosis Type VII, Sly Syndrome (GUSB Exon 3) (Chromosome 6)
- Glycogen storage disease Type VII, Phosphofructokinase deficiency (PFKM Whippet and English Springer Spaniel Variant) (Chromosome 27)
- Glycogen storage disease Type VII, Phosphofructokinase deficiency (PFKM Wachtelhund Variant) (Chromosome 27)
- Lagotto Storage Disease (ATG4D) (Chromosome 20)
- Neuronal Ceroid Lipofuscinosis 1 (PPT1 Exon 8) (Chromosome 15)
- Neuronal Ceroid Lipofuscinosis 2 (TPP1 Exon 4) (Chromosome 21)
- Neuronal Ceroid Lipofuscinosis 1, Cerebellar Ataxia - NCL-A (ARSG Exon 2) (Chromosome 9)
- Neuronal Ceroid Lipofuscinosis 1 (CLN5 Border Collie Variant) (Chromosome 22)
- Neuronal Ceroid Lipofuscinosis 6 (CLN6 Exon 7) (Chromosome 30)
- Neuronal Ceroid Lipofuscinosis 8 (CLN8 Exon 2) (Chromosome 37)
- Neuronal Ceroid Lipofuscinosis (MFSD8) (Chromosome 19)
- Neuronal Ceroid Lipofuscinosis (CLN8) (Chromosome 37)
- Neuronal Ceroid Lipofuscinosis 10 (CTSD Exon 5) (Chromosome 18)
- Neuronal Ceroid Lipofuscinosis (CLN5 Golden Retriever Variant) (Chromosome 22)
- Adult-Onset Neuronal Ceroid Lipofuscinosis (ATP13A2) (Chromosome 2)
- GM1 Gangliosidosis (GLB1 Exon 15 Shiba Inu Variant) (Chromosome 23)
- GM1 Gangliosidosis (GLB1 Exon 15 Alaskan Husky Variant) (Chromosome 23)
- GM2 Gangliosidosis (HEXB, Poodle Variant) (Chromosome 2)
- GM2 Gangliosidosis (HEXA) (Chromosome 30)
- Globoid Cell Leukodystrophy, Krabbe disease (GALC Exon 5) (Chromosome 8)
- Autosomal Recessive Amelogenesis Imperfecta (Italian Greyhound Variant) (Chromosome 13)
- Persistent Mullerian Duct Syndrome (AMHR2) (Chromosome 27)
- Deafness and Vestibular Syndrome of Dobermans (DVDob, DINGS) (Chromosome 21)
- Shar-Pei Autoinflammatory Disease (SPAID, Shar-Pei Fever) (MTBP) (Chromosome 13)
- Alaskan Husky Encephalopathy, Subacute Necrotizing Encephalomyelopathy (SLC19A3) (Chromosome 25)
- Alexander Disease (GFAP) (Chromosome 9)
- Cerebellar Abiotrophy, Neonatal Cerebellar Cortical Degeneration (SPTBN2) (Chromosome 18)
- Cerebellar Ataxia, Progressive Early-Onset Cerebellar Ataxia (SEL1L) (Chromosome 8)
- Cerebellar Hypoplasia (VLDLR) (Chromosome 1)
- Spinocerebellar Ataxia, Late-Onset Ataxia (CAPN1) (Chromosome 18)
- Spinocerebellar Ataxia with Myokymia and/or Seizures (KCNJ10) (Chromosome 38)
- Benign Familial Juvenile Epilepsy, Remitting Focal Epilepsy (LG12) (Chromosome 3)



CLEAR CONDITIONS

- Fetal-Onset Neonatal Neuroaxonal Dystrophy (MFN2) (Chromosome 2)
- Hypomyelination and Tremors (FNIP2) (Chromosome 15)
- Shaking Puppy Syndrome, X-linked Generalized Tremor Syndrome (PLP) (Chromosome X)
- L-2-Hydroxyglutaricaciduria (L2HGDH) (Chromosome 0)
- Neonatal Encephalopathy with Seizures (NEWS) (ATF2) (Chromosome 36)
- Polyneuropathy, NDRG1 Greyhound Variant (NDRG1 Exon 15) (Chromosome 13)
- Polyneuropathy, NDRG1 Malamute Variant (NDRG1 Exon 4) (Chromosome 13)
- Narcolepsy (HCRTR2 Intron 6) (Chromosome 12)
- Progressive Neuronal Abiotrophy (Canine Multiple System Degeneration) (SERAC1 Exon 15) (Chromosome 1)
- Progressive Neuronal Abiotrophy (Canine Multiple System Degeneration) (SERAC1 Exon 4) (Chromosome 1)
- Juvenile Laryngeal Paralysis and Polyneuropathy (RAB3GAP1) (Chromosome 19)
- Hereditary Sensory Autonomic Neuropathy (HSAN), Acral Mutilation Syndrome (GDNF-AS) (Chromosome 4)
- Juvenile-Onset Polyneuropathy, Leonberger Polyneuropathy 1 (LPN1, ARHGEF10) (Chromosome 16)
- Spongy Degeneration with Cerebellar Ataxia 1 (SDCA1), SeSAME/EAST (KCNJ10) (Chromosome 38)
- Spongy Degeneration with Cerebellar Ataxia 2 (SDCA2) (ATP1B2) (Chromosome 5)
- Dilated Cardiomyopathy (PDK4) (Chromosome 14)
- Long QT Syndrome (KCNQ1) (Chromosome 18)
- Muscular Dystrophy Cavalier King Charles Spaniel Variant 1 (Chromosome X)
- Muscular Dystrophy Muscular Dystrophy (DMD Pembroke Welsh Corgi Variant) (Chromosome X)
- Muscular Dystrophy Muscular Dystrophy (DMD Golden Retriever Variant) (Chromosome X)
- Centronuclear Myopathy (PTPLA) (Chromosome 2)
- Exercise-Induced Collapse (DNM1) (Chromosome 9)
- Inherited Myopathy of Great Danes (BIN1) (Chromosome 19)
- Myostatin Deficiency, Bully Whippet Syndrome (MSTN) (Chromosome 37)
- Myotonia Congenita (CLCN1 Exon 7) (Chromosome 16)
- Myotonia Congenita (CLCN1 Exon 23) (Chromosome 16)
- Myotubular Myopathy 1, X-linked Myotubular Myopathy (MTM1) (Chromosome X)
- Hypocatalasia, Acatlasemia (CAT) (Chromosome 18)
- Pyruvate Dehydrogenase Deficiency (PDP1) (Chromosome 29)
- Malignant Hyperthermia (RYR1) (Chromosome 1)
- Imerslund-Grasbeck Syndrome, Selective Cobalamin Malabsorption (CUBN Exon 53) (Chromosome 2)
- Imerslund-Grasbeck Syndrome, Selective Cobalamin Malabsorption (CUBN Exon 8) (Chromosome 2)
- Congenital Myasthenic Syndrome (CHAT) (Chromosome 28)
- Congenital Myasthenic Syndrome (COLQ) (Chromosome 23)
- Episodic Falling Syndrome (BCAN) (Chromosome 7)
- Dystrophic Epidermolysis Bullosa (COL7A1) (Chromosome 20)
- Ectodermal Dysplasia, Skin Fragility Syndrome (PKP1) (Chromosome 7)
- Ichthyosis, Epidermolytic Hyperkeratosis (KRT10) (Chromosome 9)



CLEAR CONDITIONS

- Ichthyosis (PNPLA1) (Chromosome 12)
- Ichthyosis (SLC27A4) (Chromosome 9)
- Ichthyosis (NIPAL4) (Chromosome 4)
- Focal Non-Epidermolytic Palmoplantar Keratoderma, Pachyonychia Congenita (KRT16) (Chromosome 9)
- Hereditary Footpad Hyperkeratosis (FAM83G) (Chromosome 5)
- Hereditary Nasal Parakeratosis (SUV39H2) (Chromosome 2)
- Musladin-Lueke Syndrome (ADAMTSL2) (Chromosome 9)
- Cleft Lip and/or Cleft Palate (ADAMTS20) (Chromosome 27)
- Hereditary Vitamin D-Resistant Rickets (VDR) (Chromosome 27)
- Oculoskeletal Dysplasia 1, Dwarfism-Retinal Dysplasia (COL9A3, Labrador Retriever) (Chromosome 24)
- Osteogenesis Imperfecta, Brittle Bone Disease (COL1A2) (Chromosome 14)
- Osteogenesis Imperfecta, Brittle Bone Disease (SERPINH1) (Chromosome 21)
- Osteogenesis Imperfecta, Brittle Bone Disease (COL1A1) (Chromosome 9)
- Osteochondrodysplasia, Skeletal Dwarfism (SLC13A1) (Chromosome 14)
- Skeletal Dysplasia 2 (COL11A2) (Chromosome 12)
- Craniomandibular Osteopathy (CMO) (SLC37A2) (Chromosome 5)