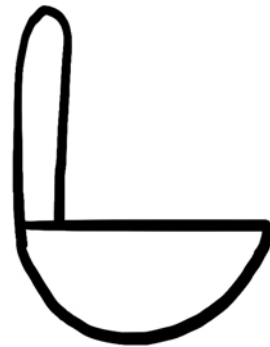



How to Draw a Duck




1. Draw a big sideways capital D make the round side pointing down.




2. Starting at the corner of the D, draw a tall skinny upside down U.




3. Add two dotty eyes and a bill.



4. Add a wing.



5. And two stick legs. Make three toes on the end of each leg.



6. Connect the toes. Erase the line between the neck and the body.