
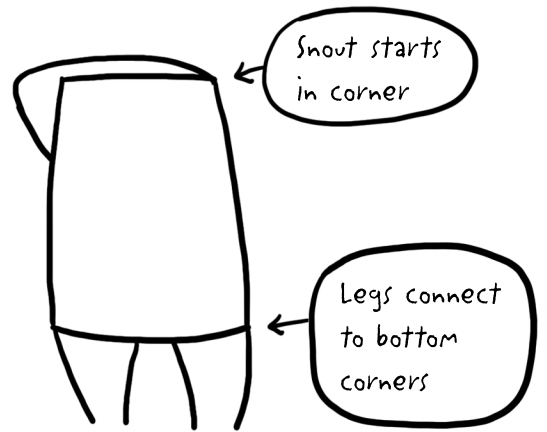



# How to Draw Orson the Bear



1. With a pencil, draw a rectagle shape that is a little bit smaller at the top.




2. Add the snout and the legs.




3. Draw triangle shaped ears, and arch for the eyes and feet.



4. Add arms.



5. Erase the construction lines.



6. Add details as shown. For a professional look, trace over everything in ink and er ase the pencil lines.