



# FLUBBY

## Caring for Your Cat




by J. E. Morris









Be patient with your pet. Remember, you see this...




But your kitty sees this...






Cats can't talk like people. They use their bodies to tell you how they feel. Learn to talk like a cat!



"I'm relaxed"



"I'm scared"



"Hello!"




"I'm annoyed"




"I'm very scared!"


Pick up your kitty by putting your hands under their body just behind their front legs. Never EVER pick up a cat by their tail, legs or by the back of the neck. You could really hurt them.



Cats need to scratch to keep their claws healthy.  
Give them plenty of things to dig their claws into.




A little cat nip will encourage them to scratch here...






...and not here.



Cats don't like to get their paws sticky. Covering the edges of sofas in chairs with double stick tape will help keep them claw free.




Make sure your cat has fresh food every day.  
Only feed them food that is made for cats.



Also clean and  
fill their water  
dish every day.






Cats are very curious and can injure themselves. Here are some ways to make your home kitty safe.



Cats can play with paper bags, but **NEVER** give them plastic ones. They could choke.

rattle  
rattle



Remove or secure cords on blinds and curtains. Cats can get tangled and hurt themselves.



Some household items are poisonous to cats.  
Keep these things away from your pet.

**NO**

house plants



**NO**

pesticides  
or cleaners



**NO**


medicines



Do not feed your kitty food from your plate. Some  
foods that are good for you can make your cat  
sick. Here are a few...

**NO**

onions or  
garlic



**NO**

grapes or  
raisins




**NO**

chocolate




Cats go to the bathroom in a litter box. Give your kitty at least one.



Keep their box clean. Scoop out the dirty litter every day.



It is a good rule to have the same number of litter boxes as you have cats plus one.




2 cats

3 litter boxes

Don't put the litter box near your cat's food and water. Cats don't like their toilet near their food. Would you?

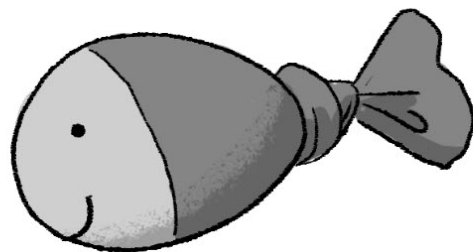


Most kitties love to play. You can buy cat toys at the store but it's more fun to make them yourself!



Make cuts in the end of a toilet paper tube and bend outwards.

Knot a strip of fleece fabric and tie to a string.




Cut the toe off an old sock. Fill it with catnip and tie shut. Draw a face on it for a fun and fishy toy.



Make a puzzle toy out of a clean pizza box. With the help of an adult, cut holes in the box. Then put a small ball or treat inside.



A larger cardboard box makes a great kitty hide-away.



Flubby and I hope these tips help get you and your kitty off to a great start.


I'm sure the two of you will become the best of friends!




# FLUBBY

Look for Flubby's easy-to-read picture book series available in stores April 23, 2019!

For more info go to [www.jemorris.com](http://www.jemorris.com).



**Flubby Is Not  
a Good Pet!**  
by J.E. Morris  
ISBN: 978-1524787769




**Flubby Will Not  
Play With That!**  
by J.E. Morris  
ISBN: 978-1524787783

Published by Penguin Workshop



# For Cat Lovers

Being a pet parent can be a lot of work but it is also a lot of fun. We hope the information in this comic will give children and their parents some tips and ideas for taking good care of their four legged friend (or friends!)



Read all of Kami and Flubby's fun adventures in the new Flubby book series published by Penguin Workshop. (ages 4-8)



This book may be reproduced for non-commercial purposes.  
Text and Images ©Jennifer E. Morris 2019  
[www.jemorris.com](http://www.jemorris.com)