

Abstract geometric lines and polygons in the top-left corner of the page.

ANALYSIS ON ELECTIONS CONTRIBUTIONS DATA

AGENDA

Overview

Dashboard

Feature Importance

Closing Thoughts

An abstract graphic consisting of two thin, dark grey lines that intersect on a light grey background. One line is oriented diagonally from the top-left towards the bottom-right, while the other is oriented from the top-right towards the bottom-left. The intersection point is located in the upper-left quadrant of the image.

OVERVIEW

QUICK HISTORY ON ELECTIONS CONTRIBUTIONS/DONATIONS

- Since 2003, all corporate and union donations have been banned and caps on donations were introduced.
- Additional regulations and changes have been added in to further enforce and reduce the caps to limit the impact of large donors on elections.
- Elections Canada keeps an open database on all contributions over \$200 as part of their attempt to keep all donations transparent since the 38th general election (2004).

GOALS

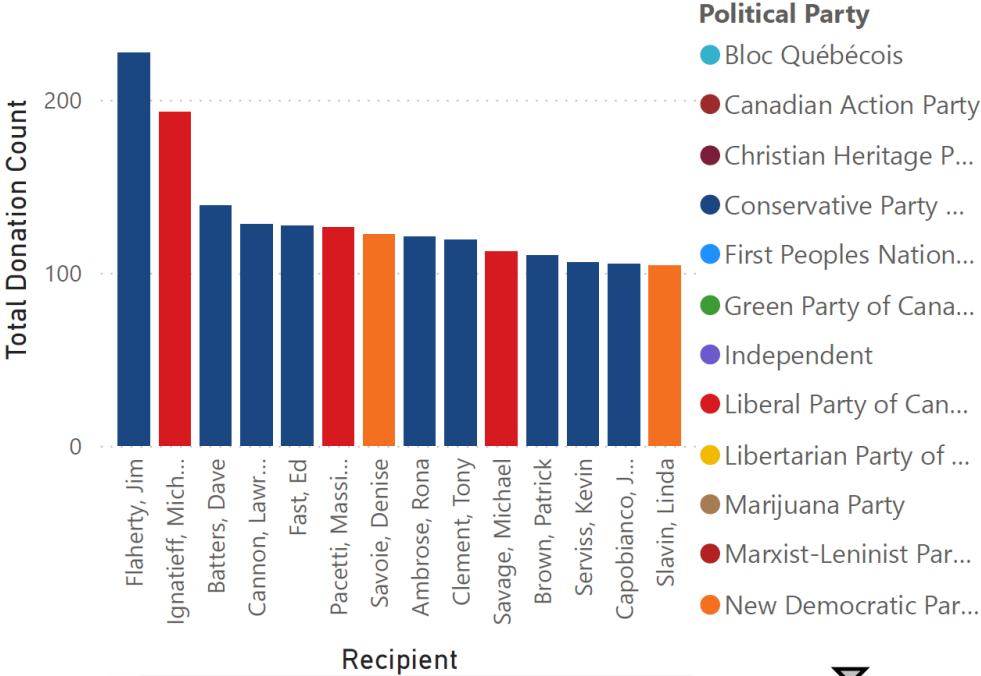
- Utilize available data to analyze potential impact of donations/contributions for elections.
- Create a visualization dashboard to illustrate additional key insights on the data.

An abstract graphic featuring two thin, dark grey lines that intersect on a light grey background. One line is oriented diagonally from the top-left towards the bottom-right, while the other is more horizontal, sloping slightly downwards from left to right. The intersection point is located in the upper-left quadrant of the image. To the right of this intersection, the word "DASHBOARD" is written in a bold, black, sans-serif typeface.

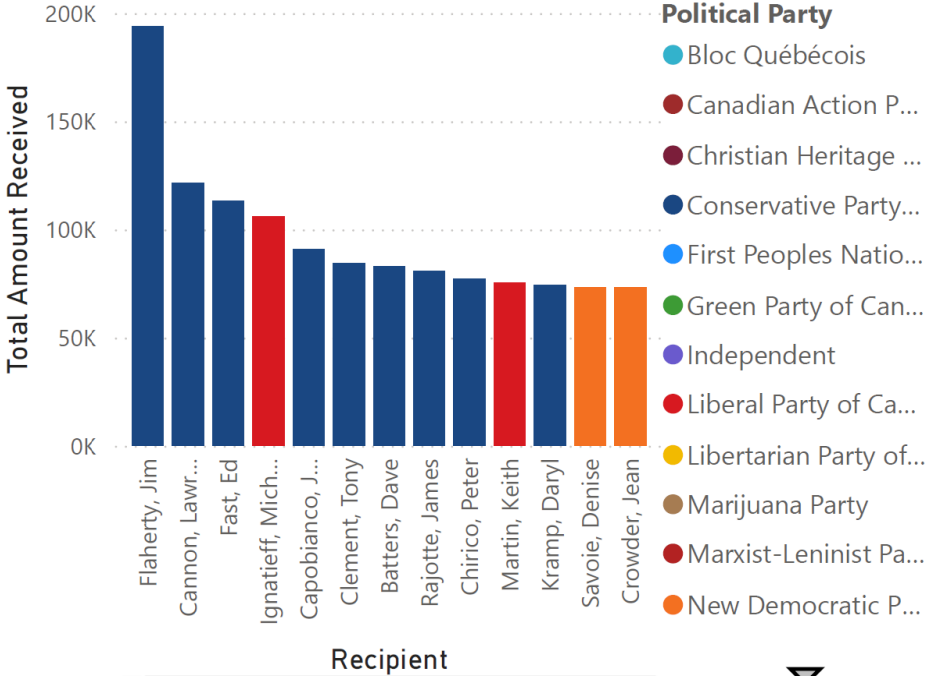
DASHBOARD

Overview - Political Contributions/Donations

Total Number of Donations for Each Recipient



Total Amount Received in Donations for Each Recipient



Electoral event

39th general election

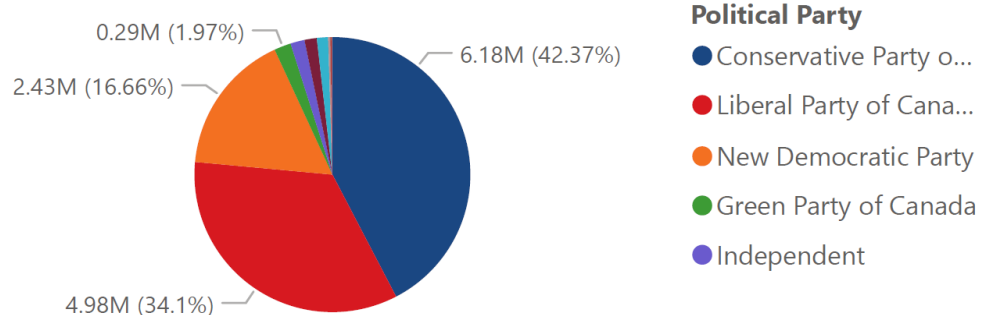
Electoral District

All

Contribution Caps

Election	Contribution Cap
38	5000
39	5000
40	1000
41	1000
42	1500
43	1500
44	1500

Total Donations Received by Political Party



699.07

Average Donation Amount

Key Insights

- In general, the Conservatives tend to be the most successful at fundraising, often being the dominant party in terms of donation share
- While contribution caps have generally decreased over time, the average amount in terms of donations has remained similar.

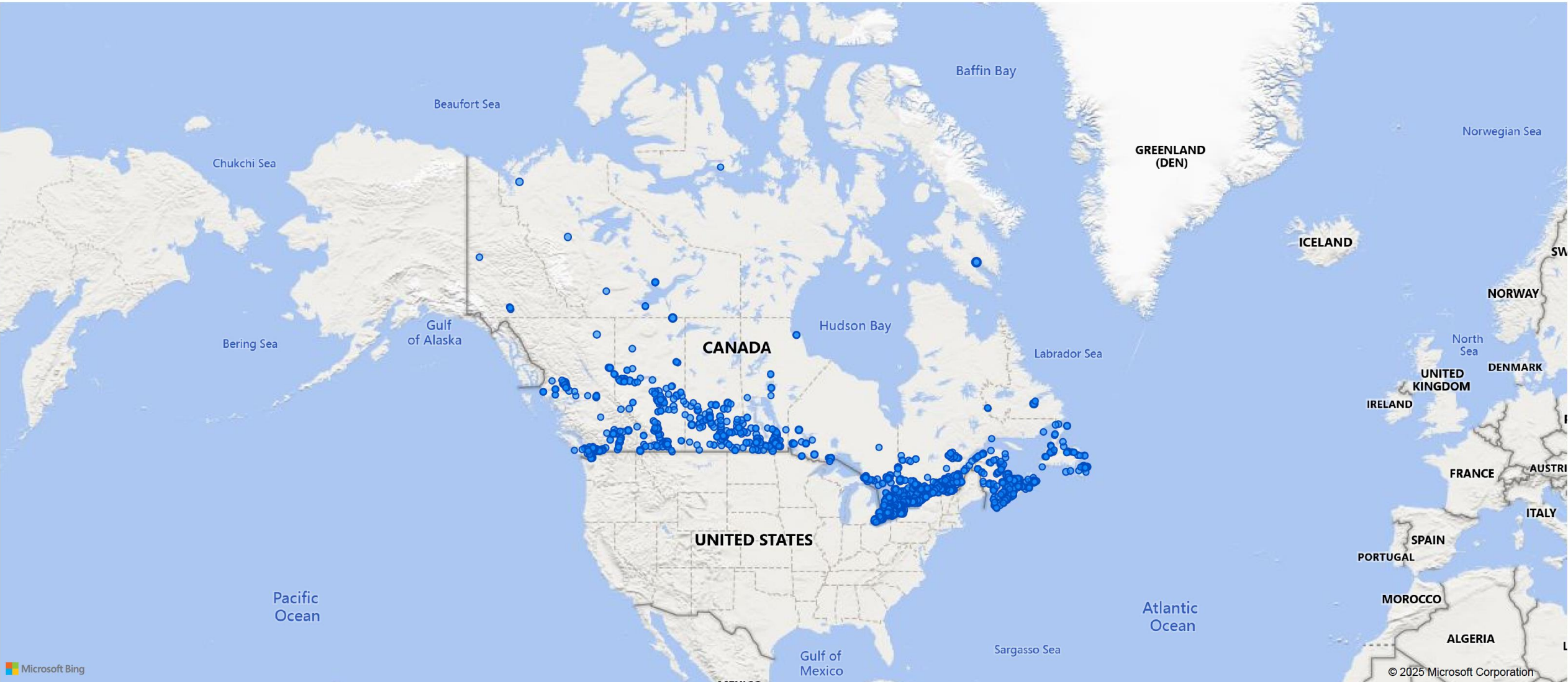
49.76K


Total Unique Donors

Map of Donor Locations

Electoral event

All





FEATURE
IMPORTANCE



MODEL CHOICE AND EXPLANATION

Gradient-Boosted Random Forest

Machine learning model that combines many “decision trees” to make more accurate predictions:

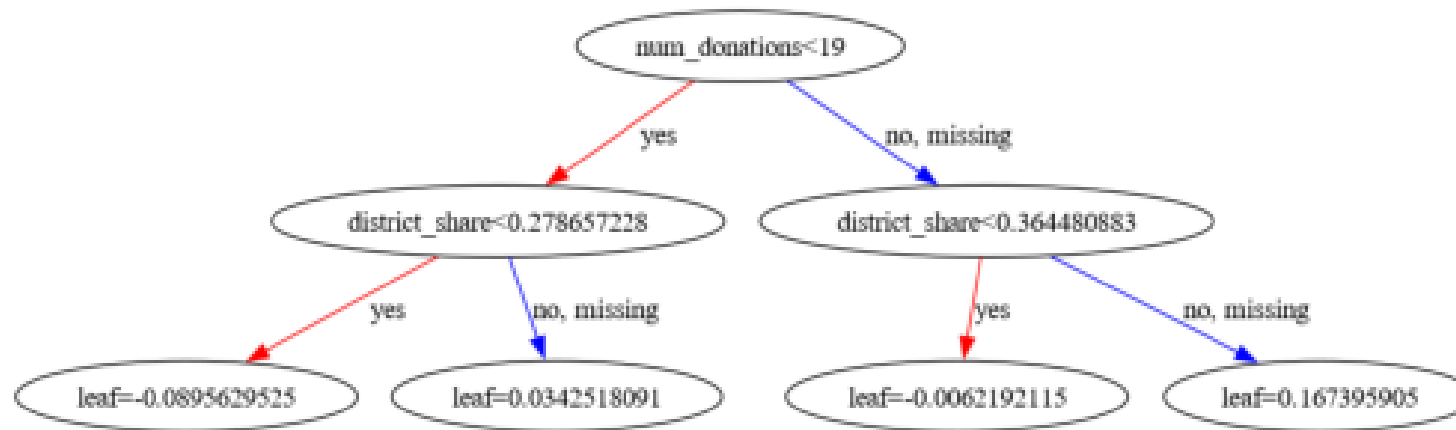
- Handles both numerical and categorical data well
- Run both classification and regression models

SHAP Values (SHapley Additive exPlanations)

Method for explaining ML model decisions

- Shows which inputs have the most influence on the prediction output
- Game theory-based calculations to divide up the “credit” on the input’s influence on the result

EXAMPLE TREE






FEATURES ANALYZED


- District share (i.e. what % of donations recorded was captured by the candidate)
- Highest donation amount received
- Total donation amount received
- Number of donations
- Which election this happened in
- Which district the candidate was based in
- Which political party the candidate was in

SHAP GRAPHS

Classification




Regression





KEY INSIGHTS

- The model results aren't stellar – about 50% accuracy in terms of prediction, and ~10% error in vote share.
- However, this level of performance is expected: the goal wasn't to predict accurately, but to test whether donation patterns relate to outcomes.
- Based on the results, it shows that fundraising/donation support does have some potential influence on election results.
- It could represent meaningful proxy for voter support and potentially used in combination with other data to elevate models.



CLOSING
THOUGHTS



FINAL TAKEAWAYS

- While it may seem obvious as a conclusion, this suggests that tracking donations can be a signal for campaign momentum.
- This signals that strong grassroots campaigns that really work to interact and engage within the members of a district to be financially engaged could lead to better election results
- While the pool of generous donors is small, this group alone shows the potential influence of fundraising on results.
- The reduced contribution caps in general does not seem to have detrimentally affected average donation size.
- Canada has established a transparent system of tracking contributions but needs to better translate this to the public in a more accessible way.

A series of white, thin, overlapping geometric lines on a black background, forming a complex, abstract shape on the left side of the slide.

THANK YOU!

REFERENCES

- Bill c-24: An act to amend the Canada Elections Act and the Income Tax Act (political financing) [Accessed August 2, 2025]. (2003). <https://publications.gc.ca/Collection-R/LoPBdP/LS/372/372c24-e.htm>
- Elections Canada. (n.d.-a). Open data. <https://www.elections.ca/content.aspx?section=fin&dir=oda&document=index&lang=e>
- Elections Canada. (n.d.-b). Understanding contributions. <https://www.elections.ca/content.aspx?section=fin&dir=cont&document=index&lang=e>
- Fair Elections Act (Bill C-23) [Accessed August 2, 2025]. (2014). https://laws-lois.justice.gc.ca/eng/annualstatutes/2014_12/FullText.html
- Federal Accountability Act (Bill C-2) [Accessed August 2, 2025]. (2006). https://lop.parl.ca/sites/PublicWebsite/default/en_CA/ResearchPublications/LegislativeSummaries/391LS522E
- Garnett, H. A. (2024). Where do donors come from? using census data to predict donations to Canadian federal election candidates. Political Geography, 110, 103077. <https://doi.org/https://doi.org/10.1016/j.polgeo.2024.103077>
- Government of Canada, S. C. (2025, January). Consumer Price Index, annual average, not seasonally adjusted. <https://www150.statcan.gc.ca/t1/tbl1/en/tv.action?pid=1810000501>
- MacDermid, R. (2007). Campaign finance and campaign success in municipal elections in the Toronto region. <https://www.cpsa-acsp.ca/papers-2007/MacDermid.pdf>
- Political Fundraising Transparency (Bill C-50) [Accessed August 2, 2025]. (2017). https://lop.parl.ca/sites/PublicWebsite/default/en_CA/ResearchPublications/LegislativeSummaries/421C50E
- Scarrow, S. E. (2016). The state of political finance regulations in Canada, the United Kingdom and the United States (tech. rep.). International Institute for Democracy and Electoral Assistance. International IDEA. <https://www.idea.int/sites/default/files/publications/the-state-of-political-finance-regulations-in-canada-uk-usa.pdf>
- Young, L. (2025). Royal Commission on Electoral Reform and Party Financing, report (tech. rep.). Royal Commission on Electoral Reform and Party Financing. https://foreigninterferencecommission.ca/fileadmin/foreign_interference_commission/Documents/Policy_Consultation_Documents/Summaries/7_YOUNG_-_Summaryreport.pdf