

# TIPPECANOE COUNTY

## Soil & Water Conservation District

---

**ANNUAL REPORT  
2025**



# PROGRAMS AND EVENTS 2025

Native Plant Fest &  
Native Plant Sale

Native Tree Sale

Annual Meeting

Beneficial Insect Habitat on Small Farms

Invasive Plant Removal Workdays  
(TICT Tuesday)

Invasive Swap Replacement Program

Invasive Cost-Share Program


GrowLocal Soil Health Garden Tour

Master Gardeners' Community Garden  
Program

No-Till Planter Setup Clinic

Small Farm Soil Sampling

Womens Learning Circle Coservation  
Easements



# PARTNERSHIPS

BOY SCOUTS OF AMERICA  
CITY OF LAFAYETTE  
CITY OF WEST LAFAYETTE  
CONSERVATION CROPPING SYSTEMS INITIATIVE  
FARM SERVICE AGENCY  
GOOD SAMARITAN PROJECT  
GROW LOCAL LAFAYETTE  
INDIANA ASSOCIATION OF SOIL & WATER CONSERVATION DISTRICTS  
URBAN SOIL HEALTH  
INDIANA DEPARTMENT OF NATURAL RESOURCES  
INDIANA NATIVE PLANT SOCIETY  
INDIANA STATE DEPARTMENT OF AGRICULTURE  
NATIONAL ASSOCIATION OF CONSERVATION DISTRICTS  
NICHES LAND TRUST  
NATURAL RESOURCES CONSERVATION SERVICE  
PURDUE EXTENSION  
STATE OF INDIANA COOPERATIVE INVASIVE MANAGEMENT  
THE NATURE CONSERVANCY  
THE OUIATENON PRESERVE: A ROY WHISTLER FOUNDATION PROJECT  
TIPPECANOE INVASIVE COOPERATIVE INVASIVE TASKFORCE  
TIPPECANOE COUNTY PARKS & RECREATION DEPARTMENT  
UNIVERSITY OF WISCONSIN  
WABASH RIVER ENHANCEMENT CORPORATION



# PARTNER EVENTS

ABCs of AG  
Cole Elementary pond Day  
Cargill Producer Field Day  
Evonic Sustainability Days  
Fall Into Nature  
Garden Expo  
Greater Lafayette Ag Club  
Lafayette Farmers Market  
Merit Badge University  
Riverfest  
Tate & Lyle Employee Environmental Day  
Tippecanoe County 4H Fair  
Tippecanoe County Farm Bureau Annual Meeting

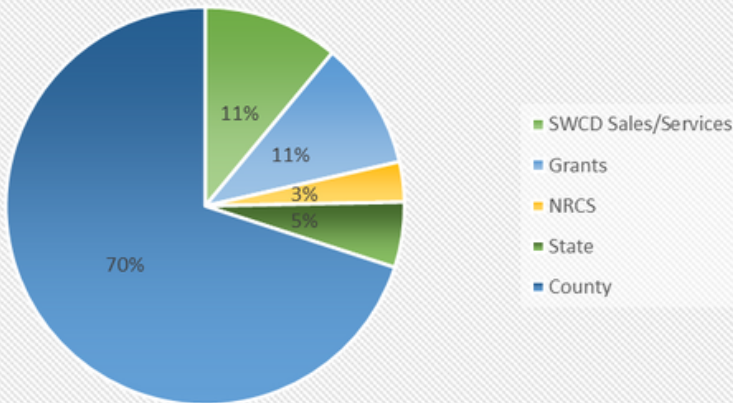


# FINANCIAL OVERVIEW

The Tippecanoe Soil & Water Conservation District had an income of \$115,663.30 plus \$248,644.00 of in-kind support. The total expenses were \$124,665.34 plus in-kind expenses. Our net gain for 2025 was **\$(8,992.04)**



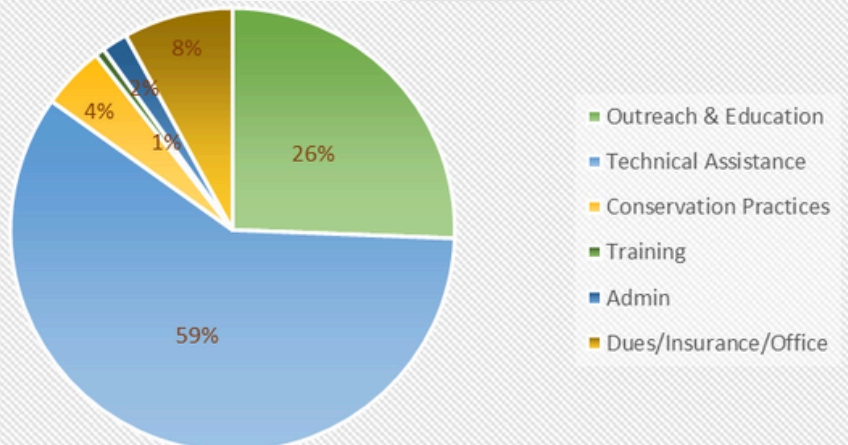
Sources of Funding



The graph to the left represents the income sources both monetary and in-kind.

The graph to the right represents where all funds are distributed by category.

Sources of Expenses



# ANNUAL FINANCIAL REPORT

Balance Brought Forward	\$ 130,959.16
<b>RECEIPTS</b>	
State for District Operations (R122)	\$ 20,000.00
Clean Water Indiana Grant (competitive CWI Grants) (R134)	\$ 11,570.00
County for District Operations (R121)	\$ 15,000.00
Federal and State Funds (not CWI) (R134)	\$ 24,808.23
Non Government Grants (R914)	\$ 2,838.00
<b>Total Intergovernmental Receipts</b>	<b>\$ 74,216.23</b>
Equipment Rental & Farm Income (R413)	\$ 1,700.00
Donations & Memberships (908)	\$ 7.79
<b>TOTAL OTHER CHARGES FOR SERVICES</b>	<b>\$ -</b>
<b>Total Charges for Services</b>	<b>\$ 1,707.79</b>
Interest from Checking, CDs, Savings, Etc. (R902)	\$ 4.96
Reimbursements & Refunds (R906)	\$ 1,435.23
Sales Income (R423)	\$ 36,065.88
Workshop/Field Day Income (R423)	\$ 355.84
Other Miscellaneous Revenue (Sales Tax Collected) (R913)	\$ 1,877.37
<b>TOTAL OTHER MISCELLANEOUS REVENUE</b>	<b>\$ 1,877.37</b>
<b>Total Miscellaneous Revenue</b>	<b>\$ 39,739.28</b>
Sub-Total (before investment activity)	\$ 115,663.30
Sale of Investments (CDs, transfers) (R901)	\$ -
<b>TOTAL (balance forward + receipts + investments)</b>	<b>\$ 246,622.46</b>
<b>DISBURSEMENTS</b>	
Annual Meeting Expenses (D312)	\$ 240.56
Bonding and Liability Insurance (D304)	\$ 3,355.00
CWI Projects or other State grant funded projects (D707)	\$ -
Conservation Education Programs (D202)	\$ 4,182.69
Contractual Services (D301)	\$ 73,858.19
Cost-Share Projects/Federally-Funded (D707)	\$ -
Cost-Share Projects/SWCD-Funded (D707)	\$ 2,784.92
Dues & Subscriptions (D312)	\$ 3,790.84
Office Supplies (D201)	\$ 734.74
Postage & Delivery & Operating Expenses (D202)	\$ 600.94
Printing/Copying Expense (D303)	\$ 34.52
Repair Expenses (D306)	\$ 1,791.86
Taxes Paid (D702)	\$ 1,919.86
Supplies for Resale (D204)	\$ 24,710.92
Telephone or Other Utilities (D305)	\$ 2,070.60
Travel/Lodging/Mileage/Registration/Meals (D302)	\$ 849.75
Other Disbursements (Credit Card Fees) (D707)	\$ 865.86
Other Disbursements (Vehicle) (D707)	\$ 1,156.13
Other Disbursements (Software) (D707)	\$ 1,707.96
<b>TOTAL OTHER DISBURSEMENTS</b>	<b>\$ 3,729.95</b>
<b>Total General Government Disbursements</b>	<b>\$ 124,655.34</b>
Sub-Total (before investment activity)	\$ 124,655.34
<b>TOTAL DISBURSEMENTS (disbursements + investments)</b>	<b>\$ 124,655.34</b>
<b>BALANCE AT DECEMBER 31</b>	<b>\$ 121,967.12</b>
<b>CLAIMS PAID BY COUNTY</b>	
Salaries	\$ 182,836.66
Fringe	\$ 65,807.34
<b>CASH BOXES</b>	
Petty Cash	\$ 300.00



# SOIL HEALTH

GOAL 1: NO-TILL PRACTICES SHALL BE INCREASED BY 2,500 ACRES.

WHAT WE'VE ACCOMPLISHED...

2021 - 320 ACRES  
 2022 - 377 ACRES  
 2023 - 117 ACRES  
 2024 - 118 ACRES  
2025 - 117 ACRES  
**TOTAL - 1,049 ACRES  
 CONVERTED TO NO-TILL**

(RESIDUE AND TILLAGE MANAGEMENT, NO-TILL 329)

GOAL 2: COVER CROPS SHALL BE INCREASED BY 2,500 ACRES.

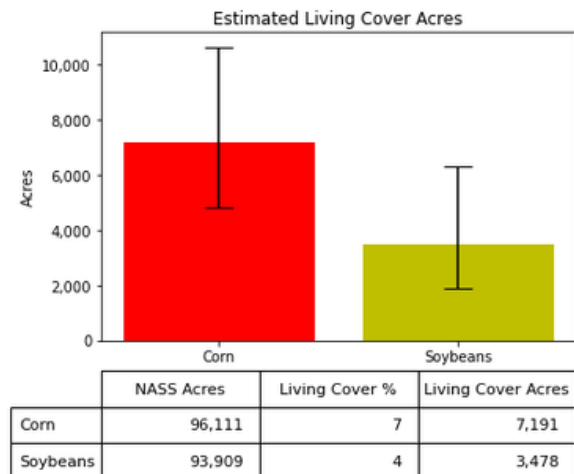
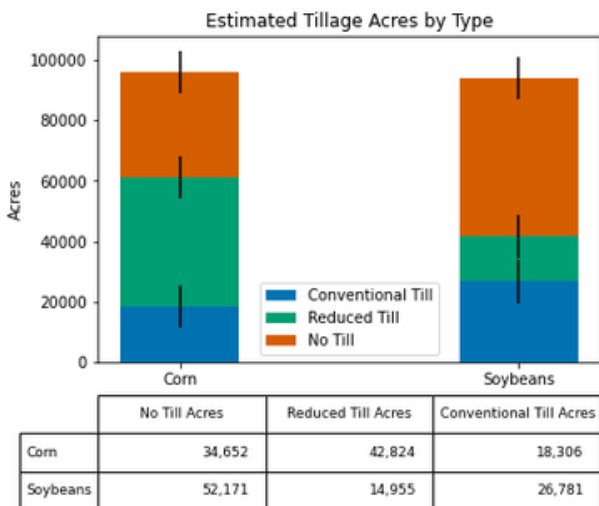

WHAT WE'VE ACCOMPLISHED...

2021 - 3,326 ACRES  
 2022 - 5,575 ACRES  
 2023 - 3,230 ACRES  
 2024 - 6,603 ACRES  
2025 - 8,043 ACRES  
**TOTAL - 26,777 ACRES**

OF COVER CROPS PLANTED THROUGH COST-SHARE PROGRAMS

2021 - 20,840 ACRES  
 2022 - 19,930 ACRES  
 2023 - 18,295 ACRES  
 2024 - 10,968 ACRES  
2025 - 10,669 ACRES  
**TOTAL - 80,702 ACRES**

OF LIVING COVER CROPS IN TIPPECANOE COUNTY



\*Living Cover includes living cover crops and cereal grains planted into cash crops  
 \*Data is estimated by ISDA tillage transect surveys  
 \*Living Coverage Acres are estimated values, error bars show 95% confidence levels

\*Data is estimated by ISDA tillage transect surveys  
 \*Tillage Acres are estimated values, error bars show 95% confidence levels



# SOIL HEALTH

GOAL 3: FIVE-HUNDRED (500) LANDOWNERS WILL BE EDUCATED ON IMPROVING SOIL HEALTH.

WHAT WE'VE ACCOMPLISHED...

2021 - 3,135 LANDOWNERS

2022 - 7,780 LANDOWNERS

2023 - 1,807 LANDOWNERS

2024 - 926 LANDOWNERS

2025 - 3,916 LANDOWNERS

---

TOTAL - 17564 LANDOWNERS EDUCATED



# WATER QUALITY

---

GOAL 1: SEVENTY-FIVE (75) ACRES OF WATER QUALITY PRACTICES WILL BE INSTALLED.

WHAT WE'VE ACCOMPLISHED...

2021 - 4 ACRES

2022 - 2 ACRES

2023 - 118 ACRES

2024 - 0 ACRES

2025 - 0 ACRES

---

TOTAL - 124 ACRES

OF WATER QUALITY PRACTICES INSTALLED

GOAL 2: THREE HUNDRED (300) LANDOWNERS WILL BE EDUCATED ON BEST MANAGEMENT PRACTICES TO ADDRESS WATER QUALITY.

WHAT WE'VE ACCOMPLISHED...

2021 - 2,065 LANDOWNERS

2022 - 1,050 LANDOWNERS

2023 - 17,556 LANDOWNERS

2024 - 2,044 LANDOWNERS

2025 - 3,142 LANDOWNERS

---

TOTAL - 25,857 LANDOWNERS EDUCATED



# INVASIVE SPECIES

**GOAL 1:** FIVE HUNDRED (500) ACRES OF INVASIVE SPECIES CONTROL WILL BE IMPLEMENTED.

WHAT WE'VE ACCOMPLISHED...

2021 - 320 ACRES

2022 - 420 ACRES

2023 - 735 ACRES

2024 - 419 ACRES

2025 - 63 ACRES

---

**TOTAL - 1,957 ACRES**

OF INVASIVE SPECIES CONTROL

**GOAL 2:** FIVE HUNDRED (500) LANDOWNERS WILL BE EDUCATED ABOUT THE NEGATIVE IMPACTS OF INVASIVE SPECIES.

WHAT WE'VE ACCOMPLISHED...

2021 - 5,258 LANDOWNERS

2022 - 45,259 LANDOWNERS

2023 - 3,562 LANDOWNERS

2024 - 1,500 LANDOWNERS

2025 - 3,131 LANDOWNERS

---

**TOTAL - 58,710 LANDOWNERS EDUCATED**





# WILDLIFE HABITAT

GOAL 1: TWO HUNDRED FIFTY (250) ACRES OF UPLAND GRASSLAND/POLLINATOR HABITAT WILL BE INSTALLED IN TIPPECANOE COUNTY.

WHAT WE'VE ACCOMPLISHED...

2021 - 72 ACRES

2022 - 36 ACRES

2023- 135 ACRES

2024 - 40 ACRES

2025 - 52 ACRES

TOTAL - 335 ACRES PLANTED

GOAL 2: TWO HUNDRED (200) ACRES OF WETLAND RESTORATION HABITAT WILL BE INSTALLED IN TIPPECANOE COUNTY.

WHAT WE'VE ACCOMPLISHED...

2021 - 0 ACRES

2022 - 103 ACRES

2023 - 124 ACRES

2024 - 0 ACRES

2025 - 0 ACRES

TOTAL- 227 ACRES

OF WETLAND RESTORATION INSTALLED

GOAL 3: TEN THOUSAND (10,000) TREES WILL BE PLANTED IN TIPPECANOE COUNTY.

WHAT WE'VE ACCOMPLISHED...

2021 - 317 TREES

2022 - 2,936 TREES

2023 - 521 TREES

2024 - 8,261 TREES

2025 - 5,674 TREES

TOTAL- 17,709 TREES

GOAL 4: FIVE HUNDRED (500) LANDOWNERS WILL BE EDUCATED ON THE IMPORTANCE OF WILDLIFE HABITAT.

WHAT WE'VE ACCOMPLISHED...

2021 - 8,150 LANDOWNERS

2022 - 804 LANDOWNERS

2023 - 17,916 LANDOWNERS

2024 - 5,949 LANDOWNERS

2025 - 17,506 LANDOWNERS

TOTAL - 50,325 LANDOWNERS EDUCATED

# Join us for our 2026 Events

## 2026 SWCD Events- (Tentative)

### JANUARY

13, 20, 27 -TICT Tuesday Invasive Workdays  
14 - SWCD Board Meeting

### FEBRUARY

3, 10, 17, 24 -TICT Tuesday Invasive Workdays  
11 - SWCD Annual Meeting @ Martell Forestry Center

### MARCH

3, 10, 17, 24 -TICT Tuesday Invasive Workdays  
11 - SWCD Board Meeting  
13 - Landscaping with Natives 201  
TBD - Strip Till & Cover Crop Field Day

### APRIL

6 - Deadline to Order Plants  
7, 14, 21, 28 TICT Tuesday Invasive Workdays  
8 - SWCD Board Meeting  
TBD - Invasive transect survey  
TBD - Ag transect survey  
21-28 Native Plant Fest  
21 - End Result of Winter Sowing Natives  
24 & 25 - Native Plant Sale  
25 - Garden Expo  
27- Woodland Walk

### MAY

7 - Conservation on Small Farm Series  
10 - SWCD Board Meeting - Historically cancelled  
12, 19, 26 TICT Tuesday Invasive Workdays  
21 - Soil Health & Beneficial Insect on Small Farms

### JUNE

2, 9, 16, 23, 30 TICT Tuesday Invasive Workdays  
4 - Conservation on Small Farm Series  
10 - SWCD Board Meeting  
11 - Outdoor Explore!  
18 - Conservation on Small Farm Series

### JULY

8 - SWCD Board Meeting  
11- Riverfest  
7, 14, 21, 28 TICT Tuesday Invasive Workdays  
17 - 25 - 4H Fair

### AUGUST

4, 11, 18, 25 TICT Tuesday Invasive Workdays  
6 - Conservation on Small Farm Series  
12 - SWCD Board Meeting  
20 - Conservation on Small Farm Series

### SEPTEMBER

1, 8, 15, 22, 29 TICT Tuesday Invasive Workdays  
7 - Last Day to Order Trees  
9 - SWCD Board Meeting  
24 - Native Tree Sale Pick up

### OCTOBER

6,13,20,27 TICT Tuesday Invasive Workdays  
14 - SWCD Board Meeting

### NOVEMBER

4 - SWCD Board Meeting  
10, 17, 24 TICT Tuesday Invasive Workdays

### DECEMBER

4, 11, 18, 25 TICT Tuesday Invasive Workdays  
9 - SWCD Board Meeting

# Serving Tippecanoe County

## 2025 Board of Directors

MARK EASTMAN, CHAIRMAN

MELODY CLOUSER, VICE CHAIR

DOUG OSBORN, SUPERVISOR

DEB GRADY-RUTH, SUPERVISOR

STEVE KERKHOVE, SUPERVISOR

## SWCD Staff

KRIS GERTZ  
DISTRICT ADMINISTRATOR

MIKE SMITH  
RURAL CONSERVATIONIST- CONSERVATION  
AGRICULTURE SPECIALIST

ROBERT SUSELAND  
RURAL CONSERVATIONIST - HABITAT  
SPECIALIST