



"Mystery Quilt-Along" - Clue 2

- Mark a diagonal line on the wrongside of (14) Background "A" Squares as shown.




- Layout (1) Background "A" Square on top of (1) Assorted "A" Square as shown and sew a 1/4" seam on both sides of the drawn line.



- Cut in half on the diagonal line and press in the direction of the arrow to make (1) HST Unit. Square Blocks up to
 - Small Version 4-1/2" x 4-1/2"
 - Large Version 9-1/2" x 9-1/2"
- Repeat to make a total of (28) Assorted HST Units.

- Layout (4) Assorted HST units and (1) 8-patch unit as shown.
- Sew units together, pressing seam in the direction of the arrows to make (1) Side Unit. Side Unit should measure
 - Small Version 8-1/2" x 12-1/2"
 - Large Version 18-1/2" x 27-1/2"



- Repeat previous (2) steps to make a total of (4) Side Units.