












## Color Chart Reference - Cutting Sashing

The "Goosus Interruptus" Sampler was created with Banyan Batik Essentials, below you find SKU's for the fabric used.

Background 1 81000-125 2-1/2 yards		
Fabric 1 81300-86 3/8 yard		
Fabric 2 81000-782 3/8 yard		
Fabric 3 81000-633 3/8 yard		
Fabric 4 81000-56 3/8 yard		
Fabric 5 81300-85 3/8 yard		
Fabric 6 81300-94 1/4 yard		
Fabric 7 81000-625 1/4 yard		



Fabric 8 81000-377 3/8 yard		
Fabric 9 81300-99 5/8 yard		(8) 1-1/2" x WOF subcut - (8) 1-1/2" x 30-1/2" - (8) 1-1/2" x 12-1/2"
Outer Border & Binding 81000-495 1-1/4 yards		(3) 1-1/2" x WOF



## “Sashing”

50” x 62” Finished

### Piecing Instructions

- Sew together the (3) Fabric 9 1-1/2” x WOF strips along the short side to make one long strip.
- Cut strip into (2) 1-1/2 x 62-1/2” Rectangles
- Layout all “Left” and “Right” units made previously and the Fabric 9 units as shown.
- Sew units together pressing towards Fabric 9, each section should measure 62-1/2” long before sewing them together.

