
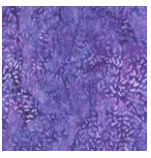

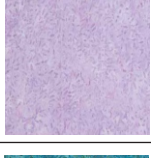



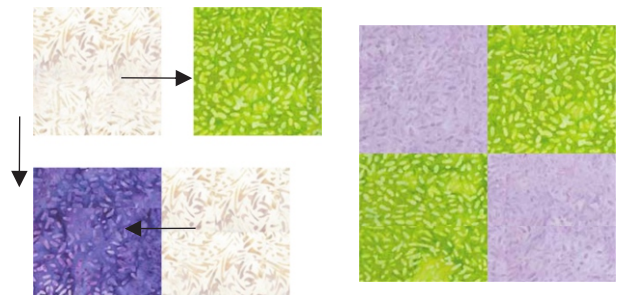
# “Feathered Star Sampler Revisited” Irish Chain

Light Background		- (128) 1-1/2" x 1-1/2" (A) - (64) 2" x 2-1/2" (B) - (64) 2-1/2" x 5-1/2" (C)
From the Dk Purple cut:		- (64) 1-1/2" x 1-1/2" (A)
From the Med Lime Green cut:		- (96) 1-1/2" x 1-1/2" (A)
From the Lt Purple cut:		- (64) 1-1/2" x 1-1/2" (A)
From the Med Teal cut:		- (64) 2" x 2" (D)



## Piecing Instructions

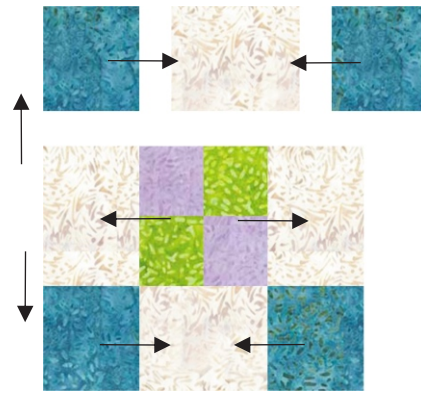
- Layout: (2) Background “A” (1) Dk Purple “A” (1) Med Lime Green “A” as shown.
- Sew units together, pressing seams in the direction of the arrows to make (1) Corner 4-patch Unit. Unit should measure 2-1/2" x 2-1/2"
- Repeat previous (3) steps to make a total of:
  - (64) Corner 4-patch Units
  - (16) Center 4-Patch Units using (2) Med Green “A” and (2) Lt Purple “A” as shown.



- Layout: (1) Center 4-patch Unit (4) Background "B"  
(4) Medium Teal "D" as shown

- Sew units together, pressing seams in the direction of the arrows to make (1) Center Unit.  
Center Unit should measure 5-1/2" x 5-1/2"

- Repeat previous (2) steps to make a total of:  
(16) Center Units



- Layout: (1) Center Unit (4) Background "C"  
(4) Corner 4-patch Units as shown.

- Sew Units together, pressing seams in the direction of the arrows to make (1) Irish Chain Block.  
Block should measure 9-1/2" x 9-1/2"

- Repeat previous (2) steps to make a total of:  
(16) Irish Chain Blocks.

