



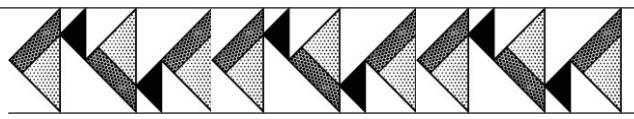
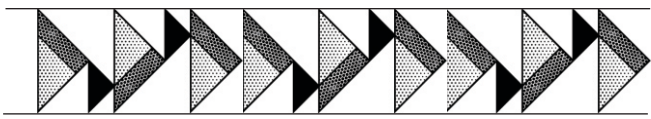
"Stars and Bars Sampler"

80" x 96"



4th & Main
Designs By: Scott A. Flanagan





Welcome

My favorite quilts to design and create are pre-cut friendly quilts, especially for Jelly Rolls, and Sampler style quilts. For our 2024 Summer quilt along, I again looked into my archives and pulled out one of my favorite sampler quilts created by using one (40) strip Jelly Roll, two backgrounds and a border! This striking quilt was originally created using the “Bandana” Collection for Banyan Batiks creating a patriotic inspired quilt. BUT, my pattern tester did it in 30’s and I am going to be making my teaching sample in my newest collection “Quilting is My Voice” by Banyan Batiks! So pick your favorite pre-cut strip collection and lets start sewing!

Things to know before you begin

Fabric yardage and cutting was based on 40”-wide, 100% cotton fabrics.

All measurements include a 1/4” seam allowance, unless stated differently in the directions.

- WOF - Width of Fabric
- LOF - Length of Fabric
- HST - Half Square Triangle
- QST - Quarter Square Triangle
- FG - Flying Geese

Read through the instructions before beginning your project. Sew with right sides together unless otherwise stated. All directions have been tested and are presented in good faith, but no warranty can be given nor results guaranteed.

Follow me at:

www.4thandmainsdesigns.com

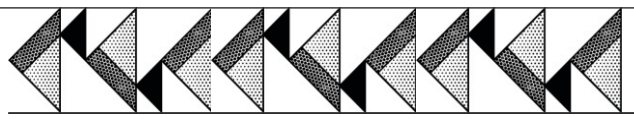
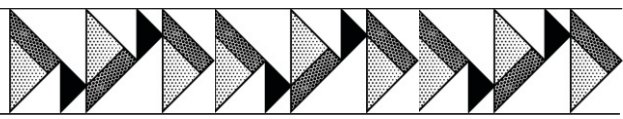
www.facebook.com/4thandmainsdesigns

Happy Quilting!

Scott A. Flanagan




Scott's quilting journey spans more than 20 years. With a passion for creating Scott started his own pattern design company, “4th & Main Designs” and spends much of his free time designing quilt patterns for Quilters World, Quiltmaker, McCalls Quilting, and Fons & Porter. When asked what his favorite part of quilting is, his response sums it up, “All of it, From designing to cutting, to piecing, to quilting, to binding. It is all part of the creative process and by skipping a step it feels as though part of the project is missing.”



"Stars and Bars Sampler"

Color Chart Reference & Yardage

Background 1 2-2/3 yards	
Background 2 1-3/4 yards	
Accent 3/8 yard	
(1) Jelly Roll or (42) 2-1/2" x WOF Strips	
Border/Binding 2-1/2 yards	
Backing 6 yards (40" wide) or 2-1/2 yards (108" wide)	



"Stars and Bars Sampler"

Quilt- Along Time Line

<p>Stars and Bars Sampler KICK OFF! Week 1 - May 27th</p>	<p>Cutting</p> 	<p>Stars & Bars Sampler CATCH-UP WEEK Week 9 - July 22nd</p>	
<p>Stars & Bars Sampler Week 2 - June 3rd Log Cabin</p>		<p>Stars & Bars Sampler Week 10 - July 29th Geese in the Air</p>	
<p>Stars & Bars Sampler Week 3 - June 10th LeMoyne Star</p>		<p>Stars & Bars Sampler Week 11 - August 5th Prairie Point</p>	
<p>Stars & Bars Sampler Week 4 - June 17th Strippy HST</p>		<p>Stars & Bars Sampler Week 12 - August 12th 4-Patch</p>	
<p>Stars & Bars Sampler CATCH-UP WEEK Week 5 - June 24th</p>		<p>Stars & Bars Sampler CATCH-UP WEEK Week 13 - August 19th</p>	
<p>Stars & Bars Sampler Week 6 - July 1st Long Star Point</p>		<p>Stars & Bars Sampler Week 14 - August 26th Center Assembly</p>	
<p>Stars & Bars Sampler Week 7 - July 8th Large Star Point</p>		<p>Stars & Bars Sampler Week 15 - September 2nd Borders</p>	
<p>Stars & Bars Sampler Week 8 - July 15th Criss Cross</p>			