

Happy 2025 to everyone!

To help everyone know where I am going to be and where they can find me, here is the official 2025 Calendar! Throughout this calendar you will see where I will be teaching, speaking, or vending at, along with the Summer 2025 Quilt-along "City Square" schedule (more information will be coming). Also included is a simple sampler quilt!

**Note:** There will be additions/revisions as the year goes on!

#### Calendar Key

- Quilt Guild Event —————
- Quilt Store Event —————
- Quilt Show —————
- 4th & Main Retreat —————
- Travel Days —————
- Blackout days - Days that are blacked out I am not available via email or social Media

Happy Quilting ~ Scott



### "Calendar Sampler"

60" x 60"

- Background 2-3/4 yards
- Asst Prints 2 yards
- Accent 2/3 yard
- Inner Border 1/2 yard
- Outer Border 1 yard
- Binding 2/3 yard
- Backing 4 yards

To streamline the instructions in coming months, here is a reference page on how to make various units used in the quilt: Half Square Triangles (HST), Tri-Triangles, Quarter Square Triangles (QST), Square-in-a-Square & Flying Geese (FG). Each block's instructions will tell you which size or piece to use, and what they should square up to.

#### Half Square Triangles



#### Tri-Triangles




#### Quarter Square Triangles



#### Square-in-a-Square Units



#### Flying Geese



Website: [www.4thandmaindesigns.com](http://www.4thandmaindesigns.com)

Facebook:  
[www.facebook.com/4thandmaindesigns](https://www.facebook.com/4thandmaindesigns)

4th & Main Fanatics Group:  
[www.facebook.com/groups/2977120415943173](https://www.facebook.com/groups/2977120415943173)

Email:  
[4thandmaindesigns@gmail.com](mailto:4thandmaindesigns@gmail.com)

# January 2025

## Cutting



- Background:** - (1) 5-1/2"x5-1/2" Square. Cut Square in half diagonally both directions to make a total of (4) QSTs (A)
- Asst Prints:** - (4) 4-1/2"x4-1/2" Squares. (B)
- (3) 5-1/2"x5-1/2" Square. Cut Square in half diagonally both directions to make a total of (4) QSTs (A)
- (1) 4-1/2"x4-1/2" Square. (B)

## Block Assembly

- Make (4) identical QST units.  
Square units up to 4-1/2" x 4-1/2"



- Layout: (4) Background "B"
- (4) Asst QST Units
- (1) Assorted "B" Square as shown



- Sew Unit together, pressing seams in the direction of the arrows to make (1) Block 1.  
Block should measure 12-1/2"x 12-1/2"


	mon	Tue	Wed	THU	FRI	SAT
			1	2	3	4
			New Years			
5	6	7	8	9	10	11
					Prairie Piecemakers Retreat	
12	13	14	15	16	17	18
		Longmont Quilt Guild		The Presser Foot		
Travel Day		7pm Lecture Faith Lutheran Church	Aurora Sky Class 9am - 4pm	Book Signing 5-7pm		
19	20	21	22	23	24	25
	Road to California Quilt Show - Ontario Convention Center, Ontario California					
Travel Days			Show Hours 6pm - 8pm	Show Hours 9:30am - 5:30pm	Show Hours 9:30am - 5:30pm	Show Hours 9:30am - 4:30pm
26	27	28	29	30	31	
	Seaside Quilters Guild					
	Changes In Seasons II Class					
			Travel Days			

## Cutting


- Background:** - (1) 5-1/2"x5-1/2" Square. Cut Square in half diagonally both directions to make a total of (4) QSTs (A)
- Green:** - (8) 2-1/2" x 2-1/2" (B)
- Gold:** - (1) 4-1/2" x 4-1/2" (C)
- Red:** - (8) 2-1/2" x 2-1/2" (B)
- Gold:** - (1) 5-1/2"x5-1/2" Square. Cut Square in half diagonally both directions to make a total of (4) QSTs (A)
- Red:** - (2) 5" x 5" Squares. Subcut in half diagonally once to make (4) HST (D)

## Block Assembly

- Make (4) identical Tri-Triangle units using Background "A" Gold "A", & Red "D". Square units up to 4-1/2" x 4-1/2"



- Layout (2) Background "B" and (2) Green "B" as shown to make (1) 4-patch Unit. Square unit up to 4-1/2" x 4-1/2". Make a total of (4) 4-patch units.



- Layout: (4) Tri-Triangles  
(4) 4-patches  
(1) Green "C" Square as shown



- Sew Unit together, pressing seams in the direction of the arrows to make (1) Block 2. Block should measure 12-1/2"x 12-1/2"

# February 2025


sun	mon	tue	wed	thu	fri	sat
						1
2	3	4	5	6	7	8
	4th & Main Retreat - St. Benedictine Center					
9	10	11	12	13	14	15
16	17	18	19	20	21	22
	Covered Bridge Quilt guild - 1A					
	Class & Lecture Madison County Historical Complex					
23	24	25	26	27	28	
				Nebraska Quilt Company		
				Bernina Owners Class 10am-4pm	Pfaff Owners Class 10am-4pm	

## Cutting

- Background:** - (1) 4-1/2" x 4-1/2" Square. Cut in half diagonally both directions to make a total of (4) QSTs (A)
- Red:** - (4) 3-1/2" x 6-1/2" (B)
- Gold:** - (4) 3-1/2" x 3-1/2" (C)
- Green:** - (1) 4-1/2" x 4-1/2" Square. Cut in half diagonally both directions to make a total of (4) QSTs (A)
- Gold:** - (1) 4" x 4" Square. Cut in half diagonally both directions to make a total of (4) HSTs (D)
- Green:** - (8) 3-1/2" x 3-1/2" (C)

## Block Assembly


- Make (4) identical Triangle units using Bkgd "A", Red "A", and Gold "D". Square units up to 3-1/2" x 3-1/2"



- Make (4) Flying Geese units, using Bkgd "B" and Green "C". Square units up to 3-1/2" x 6-1/2"



- Layout: (4) Background "C"
- (4) Tri-Triangle Units
- (4) Flying Geese as shown



- Sew Unit together, pressing seams in the direction of the arrows to make (1) Block 3.

# March 2025

sun	mon	tue	wed	thu	fri	sat
						1
2	3	4	5	6	7	8
9	10	11	12	13	14	15
AQS Branson MO. Quilt Show - Branson Convention Center						
Travel Day			Show Hours 9am - 5pm	Show Hours 9am - 5pm	Show Hours 9am - 5pm	Show Hours 9am - 4pm
16	17	18	19	20	21	22
Travel Day						
23	24	25	26	27	28	29
		NE City Quilt Guild			Oklahoma State Quilt Guild	
		7pm Lecture First Lutheran Church		Travel Day	Linked Together Class 1 - 5pm	Fresh Grapes Class 8am - 5pm
					7pm Lecture	
30	31					
Travel Day						



# April 2025

## Cutting

**Background:** - (4) 4-1/2" x 4-1/2" (A)

**Green:** - (4) 2-1/2" x 4-1/2" (B)



- (8) 2-1/2" x 2-1/2" (C)

**Gold & Red:** - (8) 2-1/2" x 2-1/2" (C)


**Grey:** - (1) 4-1/2" x 4-1/2" (A)

## Block Assembly



- Make (4) Flying Geese of each colorway using Bkgd "B", Green "C" and Green "B", Red "C". Square units up to 2-1/2" x 4-1/2"



- Make (1) Square-in-a-Square unit using Gold "C" and Grey "A". Square units up to 4-1/2" x 4-1/2"




- Layout: (4) Background "A"  
(8) Flying geese  
(1) Square-in-a-Square as shown



- Sew Unit together, pressing seams in the direction of the arrows to make (1) Block 2.  
Block should measure 12-1/2"x 12-1/2"

sun	mon	tue	wed	thu	fri	sat
		1	2	3	4	5
	Travel Day	Blue Valley Quilt Guild, KS				
		9am Lecture Village on Antioch Church	Tuscan Vintage Class 10am - 4pm	Travel Day		
6	7	8	9	10	11	12
Travel Days		Midland TX Quilters		Torrington Wyoming		
		Please Repeat Class 10am - 4pm Lecture 7pm		Summer Chorus Class 9am - 4pm Lecture 7pm Aurora Sky Class 9 am - 4pm		
13	14	15	16	17	18	19
Quest Organist at Bethlehem Lutheran		Cheyenne WY				
		Lecture 7pm First United Methodist Church,	Travel Day			
20	21	22	23	24	25	26
AQS Paducah KY Quilt Show, Schroeder Expo & Carroll Convention Center						
Travel Day		Show Hours 7pm - 9pm (excludes dome)	Show Hours 9am - 5pm	Show Hours 9am - 5pm	Show Hours 9am - 5pm	Show Hours 9am - 4pm
27	28	29	30			
Travel Day						

May 2025



Summer Quilt Along 2025  
"City Square"  
Starts May 5th

sun	mon	tue	wed	THU	FRI	SAT
				1	2	3
4	5	6	7	8	9	10
11	12	13	14	15	16	17
City Square - week 1		Iowa City Guild		Panhandle Quilt Guild		
		Lecture 7pm Our Redeemer Lutheran	Milky Way runner Class 9am - 4pm	Travel Days		Lecture 7pm Our Redeemer Lutheran
18	19	20	21	22	23	24
City Square - week 2		Iowa City Guild		Panhandle Quilt Guild		
		Lecture 7pm Our Redeemer Lutheran	Milky Way runner Class 9am - 4pm	Travel Days		Lecture 7pm Our Redeemer Lutheran
25	26	27	28	29	30	31


- Sew Units together, pressing seams in the direction of the arrows to make (1) Block 5.  
Block should measure 12-1/2"x 12-1/2"

### Cutting

**Background:** - (10) 2-1/2" x 12-1/2" (A)  
- (10) 2-1/2" x 16-1/2" (B)

### Block Assembly

- Frame each of the Month 1-5 blocks with (2) Background "A" and (2) Background "B".  
Block should measure 16-1/2"x 16-1/2"



# July 2025

sun	mon	tue	wed	thu	fri	sat
		1	2	3	4	5
6	City Square - week 7	7	8	9	10	11
12						
13	14	15	16	17	18	19
			Travel Day	4th & main Retreat - Osage Hills OK		
20	City Square - week 8	21	22	23	24	25
				4th & main Retreat - Osage Hills OK		
27	City Square - week 9	28	29	30	31	
	Travel Day			Omaha Quilt Show		
				Show Hours 5pm - 8pm		



### Cutting

- Background:** - (8) 2-1/2" x 16-1/2" (A)  
- (32) 2-1/2 x 2-1/2" (B)  
**Asst Prints** - (32) 2-1/2" x 2-1/2" (B)

### Block Assembly

- Layout: (2) Background "A", (8) Background "B", (8) Asst "B" as shown



- Sew Units together, pressing seams in the direction of the arrows to make (1) Block 6. Block should measure 8-1/2"x 16-1/2"
- Repeat to make a total of (4) Block 6

# August 2025

sun	mon	tue	wed	thu	fri	sat
					1	2
					Omaha Quilt Show	
					Show Hours 9am - 6pm	Show Hours 9am - 4pm
3	4	5	6	7	8	9
	City Square - 10	Tri- Country Quilt Guild - TX		Travel Day		
	Travel Day					
10	11	12	13	14	15	16
	City Square - 11			Arapahoe CO- County Quilt		Arapahoe CO County Quilt
		Travel Day		Lecture 6:30		Tuscan Vintage Class 10am - 4pm
17	18	19	20	21	22	23
	AQS Grand Rapids MI. Quilt Show - DeVos Place Convention Center					
Travel Day			Show Hours 9am - 5pm	Show Hours 9am - 5pm	Show Hours 9am - 5pm	Show Hours 9am - 4pm
24	25	26	27	28	29	30
	City Square - 12					
31						

# September 2025

## Cutting

**Background:** - (4) 8-1/2" x 16-1/2" (A)

**Accent:** - (8) 8-1/2" x 8-1/2" (B)

## Block Assembly

- Make (8) Flying Geese Units.  
Square units up to 8-1/2" x 16-1/2"



sun	mon	tue	wed	thu	fri	sat
	<div>City Square - week 13</div> <div>1</div>	2	3	4	5	<div>6</div> <div>Calico Cut-ups - MO</div> <div>Lecture 9am Class following</div>
7	8	<div>Prairie Quilt Guild - KS</div> <div>Lectures 1pm &amp; 7pm Pleasant Valley UNMC</div>	<div>10</div> <div>Class TBD 10am - 4pm</div>	11	12	13
Travel Day				Travel Day		
14	15	16	17	18	19	20
21	22	23	24	25	26	27
		Travel Day		<div>Show Hours 9am - 5pm</div>	<div>Show Hours 9am - 5pm</div>	<div>Show Hours 9am - 3pm</div>
28	29	30				
	Travel Day					

### Block Assembly

- Layout (1) Block 6 and (1) FG Unit as shown.



- Sew Units together, pressing seams in the direction of the arrows to make (1) Block 7. Block should measure 16-1/2"x 16-1/2"
- Repeat to make a total of (4) Block 7

# October 2025

sun	mon	tue	wed	thu	fri	sat
			1	2	3	4
			International Quilt Market			
5	6	7	8	9	10	11
International Quilt Market			International Quilt Festival			
			Show Hours 7pm - 9pm	Show Hours 9am - 6pm	Show Hours 9am - 6pm	Show Hours 9am - 6pm
12	13	14	15	16	17	18
Show Hours 9am - 4pm	Travel Day				CO Quilt Council Retreat	
					Lectures 1pm & 7pm Pleasant Valley UNMC	Class TBD 10am - 4pm
19	20	21	22	23	24	25
Travel Day						
26	27	28	29	30	31	

November 2025

Block Assembly

- Layout blocks 1-7 as shown.



- Sew units together, pressing seams towards blocks 1-5

sun	mon	tue	wed	THU	FRI	SAT
						1
2	3	4	5	6	7	8
9	10	11	12	13	14	15
16	17	18	19	20	21	22
23	24	25	26	27	28	29
30						



### Cutting

- Inner Border:** - (6) 2" x WOF  
**Outer Border:** - (7) 5" x WOF  
**Binding:** - (7) 2-1/2" x WOF

### Borders & Finishing

- Sew Inner Border Strips together and attach to quilt center pressing towards the Inner Border.



- Sew Outer Border Strips together and attach to quilt center pressing towards the Outer Border.



- Quilt, Bind, and Enjoy

# December 2025

sun	mon	tue	wed	thu	fri	sat
	1	2	3	4	5	6
7	8	9	10	11	12	13
14	15	16	17	18	19	20
21	22	23	24	25	26	27
28	29	30	31			