

SAMPLE RESTAURANT

SUNDAY 12-22-24 through SATURDAY 12-28-24

SALES \$ 76,516



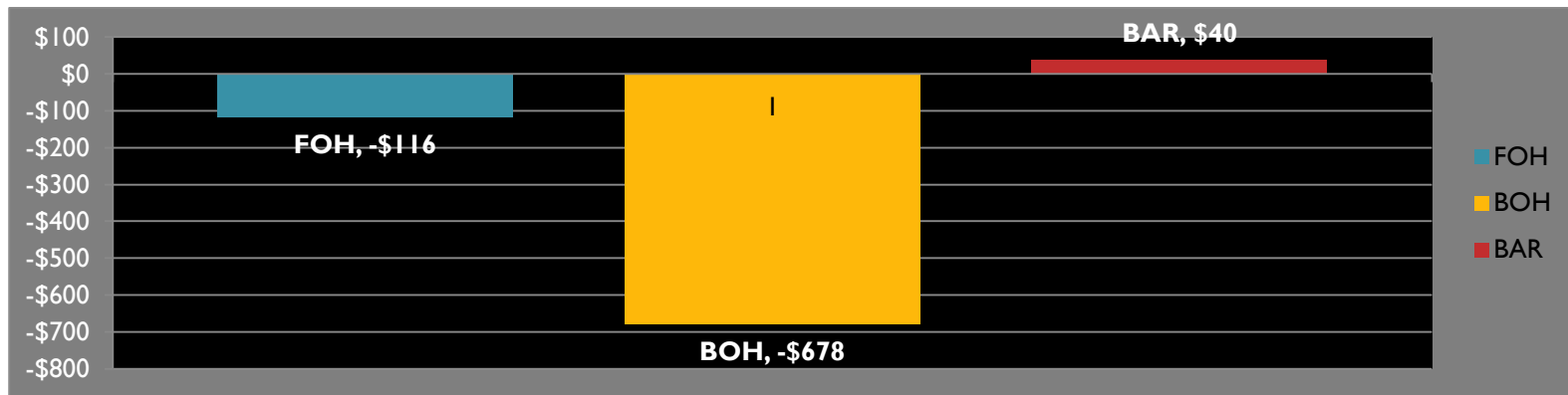
STAFF MATH

DOLLARS over or under -\$754
HOURS over or under -39
PERCENTAGE over or under -0.99%
LABOR DOLLARS for the week \$22,923
LABOR % for the week 29.96%

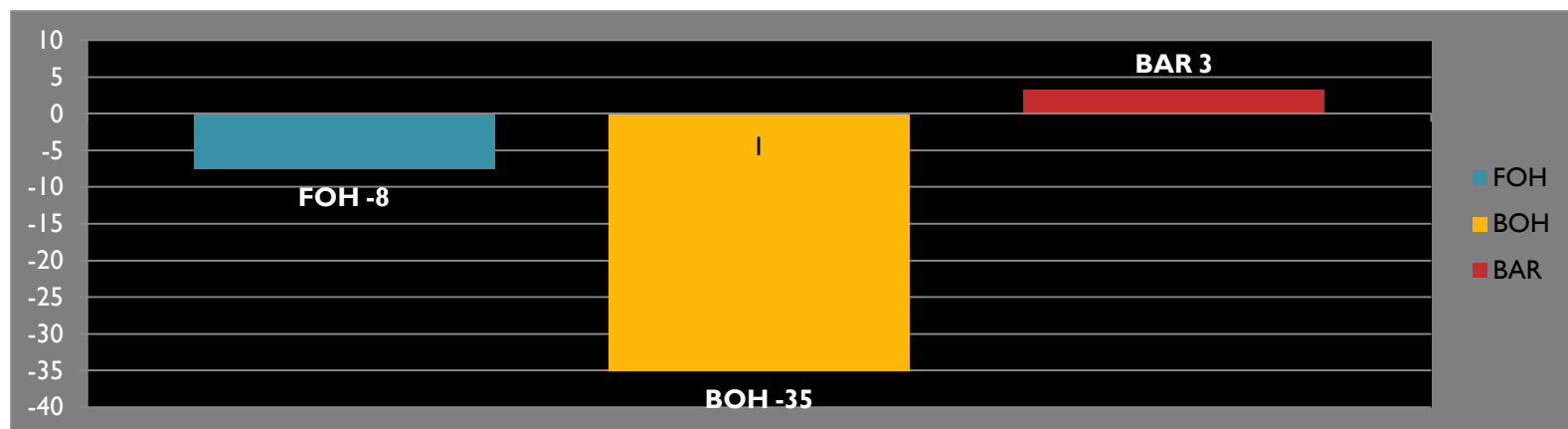
COMBINED GRADE

A

DOLLARS OVER or UNDER



HOURS OVER or UNDER

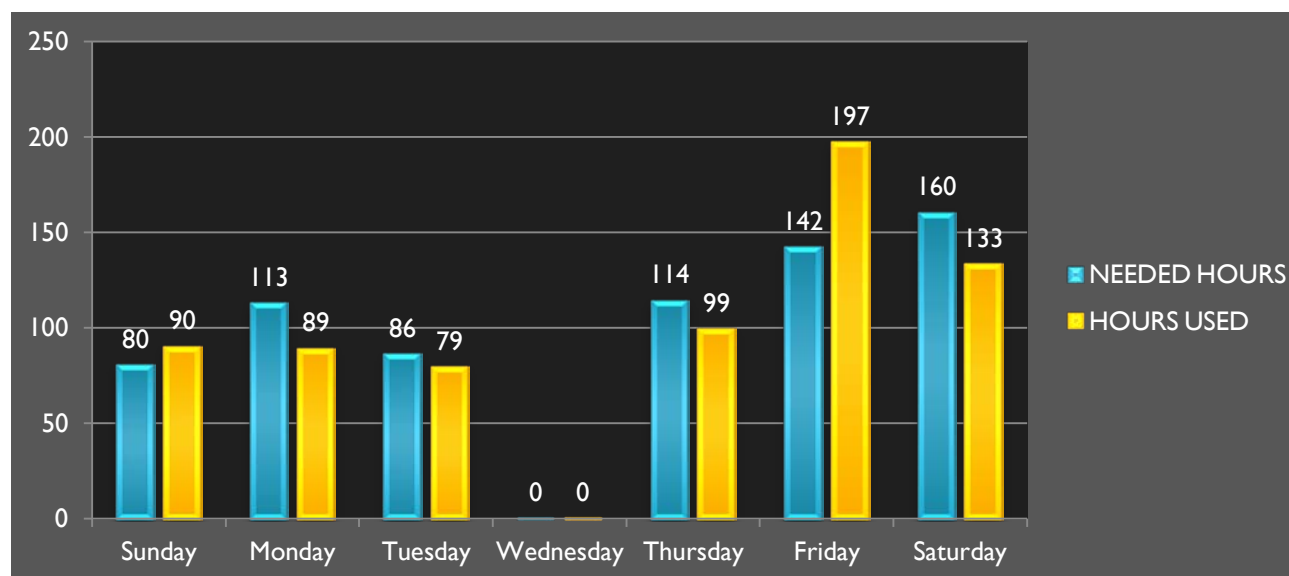




STAFF MATH

FRONT OF HOUSE RESULTS

| Day | NEEDED HOURS | HOURS USED | DIFFERENCE |
|-----------------------|--------------|------------|------------|
| Sunday | 80 | 90 | 10 |
| Monday | 113 | 89 | -24 |
| Tuesday | 86 | 79 | -7 |
| Wednesday | 0 | 0 | 0 |
| Thursday | 114 | 99 | -15 |
| Friday | 142 | 197 | 55 |
| Saturday | 160 | 133 | -27 |
| HOURS OVER or UNDER | | | -8 |
| AVERAGE HOURLY RATE | | | \$15.30 |
| DOLLARS OVER or UNDER | | | -\$116 |

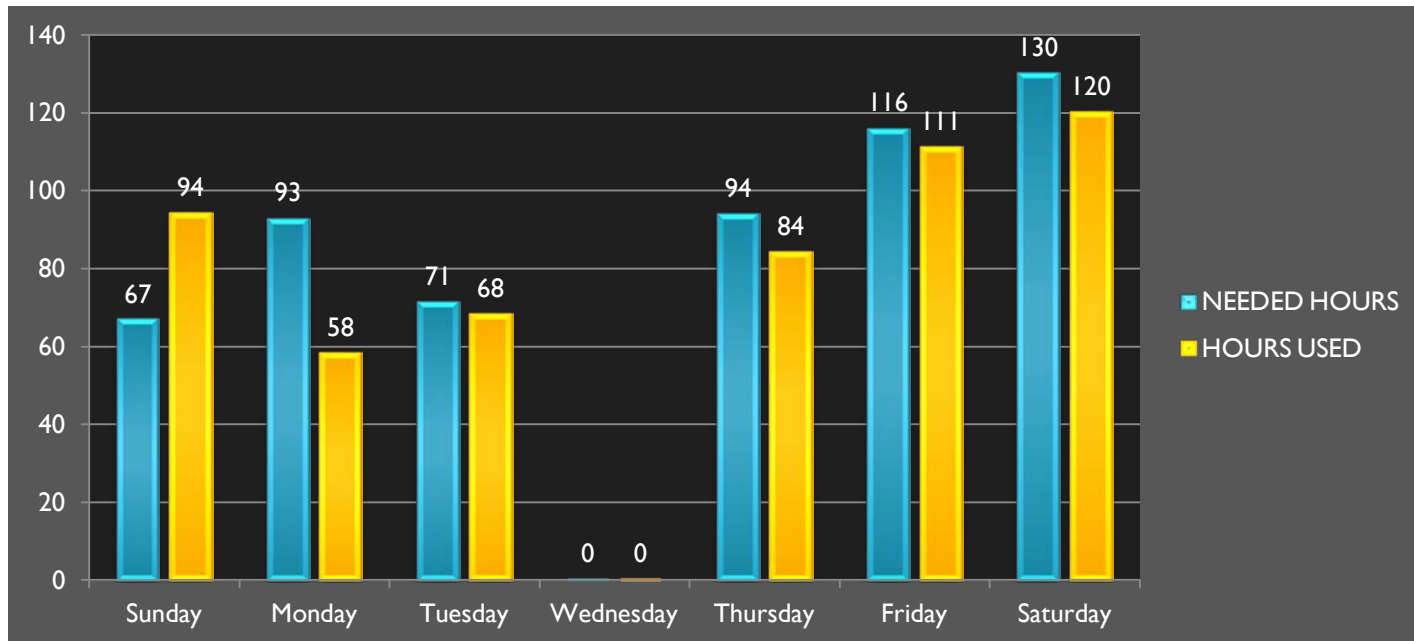


BACK OF HOUSE RESULTS



STAFF MATH

| Day | NEEDED | HOURS | DIFFERENCE |
|-----------------------|--------|-------|------------|
| Sunday | 67 | 94 | 27 |
| Monday | 93 | 58 | -35 |
| Tuesday | 71 | 68 | -3 |
| Wednesday | 0 | 0 | 0 |
| Thursday | 94 | 84 | -10 |
| Friday | 116 | 111 | -5 |
| Saturday | 130 | 120 | -10 |
| HOURS OVER or UNDER | | | -35 |
| AVERAGE HOURLY RATE | | | \$19.33 |
| DOLLARS OVER or UNDER | | | -\$678 |

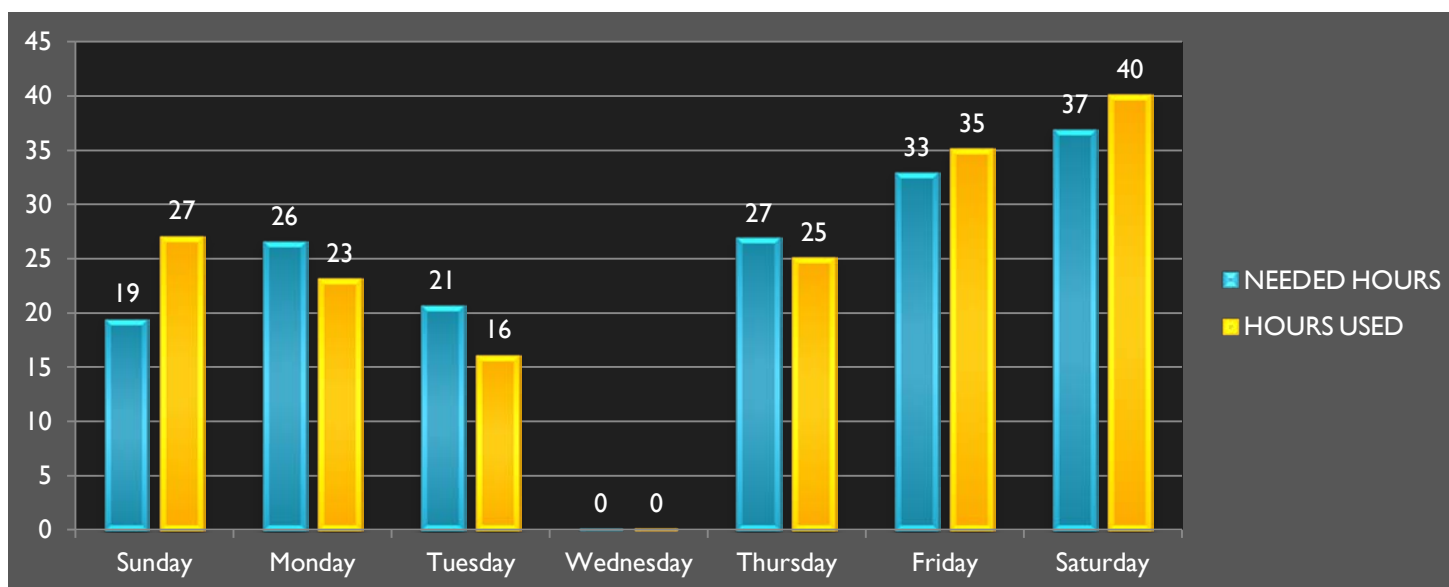




STAFF MATH

BAR RESULTS

| Day | NEEDED HOURS | HOURS USED | DIFFERENCE |
|-----------------------|--------------|------------|------------|
| Sunday | 19 | 27 | 8 |
| Monday | 26 | 23 | -3 |
| Tuesday | 21 | 16 | -5 |
| Wednesday | 0 | 0 | 0 |
| Thursday | 27 | 25 | -2 |
| Friday | 33 | 35 | 2 |
| Saturday | 37 | 40 | 3 |
| HOURS OVER or UNDER | | | 3 |
| AVERAGE HOURLY RATE | | | \$12.47 |
| DOLLARS OVER or UNDER | | | \$40 |





MONTH TO DATE ANALYSIS

STAFF MATH

Proj. Sales \$250,000
 Month Aug-24
 FOH Average Hourly Rate \$ 15.30
 BOH Average Hourly Rate \$ 19.33
 Total Restaurant Projected Labor % using allowed hours 35.63%
 BAR Average Hourly Rate \$ 12.47

| DAY | DATE | SALES | FOH HRS | F.O.H. +/- | FOH LABOR % | DOLLARS +/- | BOH HRS | BOH +/- | BOH LABOR % | DOLLARS +/- | BAR HRS | BAR +/- | BAR LABOR % | DOLLARS +/- | TOTAL HRS +/- | TOTAL \$ +/- | TOTAL HRS | TOTAL LABOR % | TOTAL WAGES |
|-----------|------------|-----------|------------|---------------|----------------|----------------|------------|------------|----------------|----------------|------------|------------|----------------|----------------|------------------|-----------------|--------------|------------------|----------------|
| Sunday | 12/1/2024 | \$7,328 | 93 | 15 | 19.42% | \$237 | 85 | 20 | 22.42% | \$392 | 17 | (2) | 2.89% | (\$22) | 34 | \$607 | 195 | 44.73% | \$3,278 |
| Monday | 12/2/2024 | \$5,431 | 62 | (1) | 17.47% | (\$17) | 55 | 2 | 19.58% | \$33 | 19 | 3 | 4.36% | \$42 | 4 | \$59 | 136 | 41.40% | \$2,249 |
| Tuesday | 12/3/2024 | \$5,519 | 68 | 4 | 18.85% | \$63 | 67 | 13 | 23.47% | \$253 | 17 | 1 | 3.84% | \$15 | 18 | \$332 | 152 | 46.16% | \$2,548 |
| Wednesday | 12/4/2024 | \$6,332 | 77 | 8 | 18.61% | \$123 | 74 | 16 | 22.59% | \$312 | 19 | 2 | 3.74% | \$27 | 26 | \$463 | 170 | 44.94% | \$2,845 |
| Thursday | 12/5/2024 | \$7,222 | 77 | 0 | 16.31% | \$6 | 60 | (4) | 16.06% | (\$77) | 21 | 2 | 3.63% | \$30 | (1) | (\$40) | 158 | 36.00% | \$2,600 |
| Friday | 12/6/2024 | \$11,876 | 140 | 28 | 18.04% | \$430 | 113 | 21 | 18.39% | \$407 | 32 | 6 | 3.36% | \$71 | 55 | \$908 | 285 | 39.79% | \$4,725 |
| Saturday | 12/7/2024 | \$14,257 | 132 | 5 | 14.17% | \$73 | 113 | 9 | 15.32% | \$172 | 40 | 10 | 3.50% | \$129 | 24 | \$373 | 285 | 32.99% | \$4,703 |
| Sunday | 12/8/2024 | \$8,054 | 93 | 9 | 17.67% | \$141 | 74 | 4 | 17.76% | \$83 | 20 | (0) | 3.10% | (\$2) | 13 | \$222 | 187 | 38.52% | \$3,103 |
| Monday | 12/9/2024 | \$5,257 | 65 | 3 | 18.92% | \$53 | 63 | 11 | 23.17% | \$212 | 18 | 3 | 4.27% | \$34 | 17 | \$299 | 146 | 46.35% | \$2,437 |
| Tuesday | 12/10/2024 | \$6,559 | 66 | (5) | 15.40% | (\$75) | 69 | 10 | 20.33% | \$186 | 25 | 8 | 4.75% | \$96 | 12 | \$207 | 160 | 40.48% | \$2,655 |
| Wednesday | 12/11/2024 | \$6,533 | 71 | 0 | 16.63% | \$5 | 71 | 12 | 21.01% | \$228 | 18 | 1 | 3.44% | \$10 | 13 | \$242 | 160 | 41.07% | \$2,683 |
| Thursday | 12/12/2024 | \$8,095 | 69 | (15) | 13.04% | (\$232) | 67 | (3) | 16.00% | (\$58) | 17 | (3) | 2.62% | (\$40) | (21) | (\$330) | 153 | 31.66% | \$2,563 |
| Friday | 12/13/2024 | \$15,828 | 146 | 11 | 14.11% | \$167 | 93 | (17) | 11.36% | (\$333) | 29 | (2) | 2.28% | (\$29) | (9) | (\$195) | 268 | 27.76% | \$4,393 |
| Saturday | 12/14/2024 | \$17,333 | 139 | (6) | 12.27% | (\$91) | 101 | (17) | 11.26% | (\$331) | 43 | 10 | 3.09% | \$119 | (14) | (\$303) | 283 | 26.63% | \$4,615 |
| Sunday | 12/15/2024 | \$8,842 | 92 | 3 | 15.92% | \$50 | 82 | 8 | 17.93% | \$164 | 19 | (2) | 2.68% | (\$27) | 10 | \$187 | 193 | 36.53% | \$3,230 |
| Monday | 12/16/2024 | \$5,652 | 76 | 11 | 20.57% | \$167 | 61 | 6 | 20.86% | \$119 | 16 | (0) | 3.53% | (\$1) | 17 | \$286 | 153 | 44.97% | \$2,541 |
| Tuesday | 12/17/2024 | \$6,921 | 70 | (4) | 15.47% | (\$62) | 66 | 4 | 18.43% | \$79 | 17 | (1) | 3.06% | (\$12) | (1) | \$6 | 153 | 36.97% | \$2,559 |
| Wednesday | 12/18/2024 | \$6,156 | 78 | 11 | 19.39% | \$162 | 68 | 11 | 21.35% | \$220 | 18 | 1 | 3.65% | \$18 | 23 | \$400 | 164 | 44.38% | \$2,732 |
| Thursday | 12/19/2024 | \$7,924 | 80 | (3) | 15.45% | (\$41) | 73 | 4 | 17.81% | \$81 | 24 | 4 | 3.78% | \$51 | 6 | \$91 | 177 | 37.03% | \$2,934 |
| Friday | 12/20/2024 | \$12,185 | 142 | 28 | 17.83% | \$421 | 114 | 20 | 18.08% | \$387 | 36 | 9 | 3.68% | \$114 | 57 | \$922 | 292 | 39.60% | \$4,825 |
| Saturday | 12/21/2024 | \$13,759 | 147 | 24 | 16.35% | \$363 | 107 | 6 | 15.03% | \$117 | 40 | 11 | 3.63% | \$140 | 41 | \$620 | 294 | 35.00% | \$4,816 |
| Sunday | 12/22/2024 | \$7,617 | 90 | 10 | 18.08% | \$152 | 94 | 27 | 23.85% | \$528 | 27 | 8 | 4.42% | \$96 | 45 | \$776 | 211 | 46.35% | \$3,531 |
| Monday | 12/23/2024 | \$11,979 | 89 | (24) | 11.37% | (\$363) | 58 | (35) | 9.36% | (\$670) | 23 | (3) | 2.39% | (\$43) | (62) | (\$1,076) | 170 | 23.12% | \$2,770 |
| Tuesday | 12/24/2024 | \$8,270 | 79 | (7) | 14.62% | (\$102) | 68 | (3) | 15.89% | (\$61) | 16 | (5) | 2.41% | (\$57) | (14) | (\$220) | 163 | 32.92% | \$2,723 |
| Wednesday | 12/25/2024 | \$0 | 0 | 0 | | \$0 | 0 | 0 | | \$0 | 0 | 0 | | \$0 | 0 | \$0 | - | | |
| Thursday | 12/26/2024 | \$12,134 | 99 | (15) | 12.48% | (\$230) | 84 | (10) | 13.38% | (\$187) | 25 | (2) | 2.57% | (\$22) | (26) | (\$439) | 208 | 28.43% | \$3,450 |
| Friday | 12/27/2024 | \$16,956 | 137 | (5) | 12.36% | (\$78) | 111 | (5) | 12.65% | (\$93) | 35 | 2 | 2.57% | \$27 | (8) | (\$144) | 283 | 27.59% | \$4,678 |
| Saturday | 12/28/2024 | \$19,560 | 133 | (27) | 10.40% | (\$414) | 120 | (10) | 11.86% | (\$195) | 40 | 3 | 2.55% | \$40 | (34) | (\$569) | 293 | 24.81% | \$4,853 |
| Sunday | 12/29/2024 | \$0 | 0 | 0 | | \$0 | 0 | 0 | | \$0 | 0 | 0 | | \$0 | 0 | \$0 | - | | |
| Monday | 12/30/2024 | \$0 | 0 | 0 | | \$0 | 0 | 0 | | \$0 | 0 | 0 | | \$0 | 0 | \$0 | - | | |
| Tuesday | 12/31/2024 | \$0 | 0 | 0 | | \$0 | 0 | 0 | | \$0 | 0 | 0 | | \$0 | 0 | \$0 | - | | |
| | TOTALS | \$263,579 | 2,610 | 59 | 15.15% | \$910 | 2211 | 102 | 16.21% | \$1,969 | 671 | 64 | 3.17% | \$804 | 226 | \$3,684 | 5,492 | 34.54% | \$91,039 |