

# BY

BRADINGTON-YOUNG

A Hooker Furnishings Company

August 1, 2025  
Suggested Retail Price List

4040 10<sup>th</sup> Avenue Drive SW

Hickory, NC 28602

P: 276-656-3322

F: 1-800-388-2289

Orders: [byorders@hookerfurniture.com](mailto:byorders@hookerfurniture.com)

Customer Care: [by@hookerfurniture.com](mailto:by@hookerfurniture.com)

[www.bradington-young.com](http://www.bradington-young.com)

## Table of Contents

<b>Style/Name Reference Grid:</b>	Pages 1 - 2
<b>How to Write a Bradington-Young Order:</b>	Page 3
<b>Construction Story:</b>	Page 4
<b>Manufacturer's Warranty:</b>	Page 5
<b>COM Identification Form:</b>	Page 6
<b>COM Customer COC Form:</b>	Page 7
<b>Pillow/Special Pricing Grid:</b>	Pages 8 -10
<b>Recliner Description Page:</b>	Page 11
<b>Price Grid by Style:</b>	Pages 12 - 78
<b>Leather Manifest by Grade:</b>	Page 79
<b>Fabric Manifest - Numeric Sequence</b>	Pages 80 - 81
<b>Married Cover Pricing Grid:</b>	Pages 82 - 83
<b>BYX - Fast Ship Program:</b>	Pages 84 - 86
<b>Sectional Seating by Design:</b>	Pages 87 - 89
<b>Plaza Midwood Program:</b>	Pages 90 - 92
<b>Luxe For Living Program:</b>	Pages 93 - 97
<b>Luxury Motion Programs:</b>	Pages 98 - 104
<b>Collage Program:</b>	Page 105
<b>Leather Descriptions:</b>	Pages 106 - 110
<b>Leather/Fabric Care:</b>	Page 111
<b>Novetly Upcharge Grid:</b>	Page 112

## Style/Name Reference Grid

Style Name	Style Number	Page Number	Style Name	Style Number	Page Number
Abbott	7003 Recliner	76	Carrado	780 Series	46-47
Adrian	451-25SW	28	Carter	457-25SW	28
Aisley	458-25SW	29	Charlotte	3080 Recliner	68
Alora	745 Group	41	Chippendale	4114 Recliner	74
Alta	4104 Recliner	74	Christopher	318 Series/ 3318	21; 69
Amos	360-25SW	23	Celestial	6452ZG-PH	76
Andre	301-25 SG	20	Cloud	6451ZG-PH	76
Ani	3032 / 7032 & SG	68; 76	Crew	742 Series	40-41
Ari	474-25	29	Davidson	4534 / 7534 & SG	75; 78
Arya	970 Series	66	Discovery	962 Series	62-66
Artemis	344-25SW	22	Donovan	881 Group	54-56
Atmosphere	6453ZG-PH	76	Drue	434-25 & OT	26
Attison	436-25 & OT	26	Eliana	634 Group	38
Attison	3436	70	Ellary	633 Group	37-38
Aurora	445-25	27	Emyrsen	624 Group: 3624	34; 71
Bancroft	3001BY Recliner	67	Essex	2202 Recliner	67
Barcelo	7411 & SG	77	Everett	3632 Recliner	72
Barker	478 Series, 3478	30; 70	Fair n Square	804, 805, 806, 807-SQ	47-49
Barnabus	406 / 486 Series	23; 31	Finley	7501	77
Beckham	642 Group	39-40	Fredricksen	358-25/OT/SW	22
Benson	951 Series	61-62	Gabriel	3307 Recliner	69
Blair	302-25SW	20	Gallaway	3007 Recliner	67
Broderick	4003 Recliner	73	Gallin	408-25 & OT	24
Brynley	430-25SW	25	Halcyon	3642 Recliner	73
Carlee	420-25/-OT/3420	25; 69	Hambrick	950 Series	61-62

Style Name	Style Number	Page Number	Style Name	Style Number	Page Number
Hanley	223 Series; 3223	17-20;69	Noah	477 Group	29-30
Haskins	5007 Recliner	75	Norman	7101 & SG	77
Henley	3076 / 7076 & SG	68; 76	Oaklee	990 Series	66
Hoff	880 Series	54	Oliver	448 Series	27-28
Howell	3505 Recliner	70	Patrick	421-25 and -OT	25
Hughes	4020 Recliner	73	Patrick	3421 Recliner	70
Huss	3020 Recliner	67	Pearce	2203 Recliner	67
Imagine	960 Series	62-66	Presidential	4128 / 4130-BY	74-75
Jaden	517 Series	31-32	Raiden	204 Group	12-17
Johnston	949 Series	61-62	Raymond	201 Group	12-17
Kaisen	432-25SW	26	Rects	804,805,806,807-REC	47-49
Kara	3084,7084 & SG	68; 77	Reddish	579 Series	32
Kashton	3516	70	Reddish	3079 / 7079/SG	68; 77
Kempton	631 Group	37	Reece	202 Group	12-17
Kipton	3033 Recliner	68	Relaxan	3640 Recliner	72
Kirby	463-25 & OTT	29	Restin	3641 Recliner	72
Kylan	910 Series	57	Revelin	203 Group	12-17
Kyler	3521	71	Richardson	866 Series; 4866	49; 75
Laken	453-25	28	Riverside	454-25	28
Lancaster	3410 Recliner	69	Robinson	206 Group	12-17
Lennon	732 Series; 3732	40; 73	Roen	411-25-SW, 411-OT/SW	24
Loftin	627 Group / 3672	36-37; 72	Ryder	8010 Lift Chair	78
Lorelai	431-25SW	26	Saxton	2201 Recliner	67
Luna	316-25 SW	20	Schaumburg	4009 Recliner	73
Madison	770 Grp; 3770/7770	42-46; 73; 78	Sky	6450ZG-PH	75
Madison	870 Series	50-53	Sterling	221 Series; 3221	17-20; 69
Magnolia	3501 Recliner	70	Sutton	641 Group	39
Mallory	774 Grp; 3774/7774	42-46; 73; 78	Tatum	626 Group; 3626	36; 72
Mallory	874 Series	50-53	Thomas	3156 / 7156 & SG	69; 77
Manning	773 Grp; 3773/7773	42-46; 73; 78	Timber	3547 Recliner	71
Manning	873 Series	50-53	Traynor	317-25SW	21
Marietta	340-25 SW/SG	22	Warner	220 Series; 3220	17-20;69
Marleigh	772 Grp; 3772/7772	42-46; 73; 78	Waylon	3524 Recliner	71
Marleigh	872 Series	50-53	Well-Rounded	804, 805, 806, 807-RD	47-49
Maxwell	4115 Recliner	74	West Haven	759 Series	42
Melville	771 Grp; 3771/7771	42-46; 73; 78	Whitaker	920 Series	57-61
Melville	871 Series	50-53	William	4068 Recliner	74
Mila	335-25SW	22	Winter	625 Group	34-36
Miller	4040 Recliner	74	Winter	3625 Recliner	72
Mills	622 Group / 3622	33-34; 71	Yorba	4508-BY / 7508 & SG	75; 78
Monaco	442-25 & OT	27	Zion	600 Series; 3600	33; 71
Newman	916 Series	57-61			
Nico	429-25SW	25			
Nicoletta	968 Series	62-66			

## HOW TO WRITE A BRADINGTON-YOUNG ORDER

**1 CONDITIONS OF SALE:** Merchandise is manufactured to customer's specifications **CANCELLATIONS WILL NOT BE ACCEPTED AFTER A STYLE(LINE-ITEM) ON AN ORDER IS SCHEDULED FOR PRODUCTION!** Prices, Dimensions and Manufacturing Specifications are subject to change without notice.

**2 TERMS:** Our standard terms are Net 30, unless otherwise specified.

**3 CALIFORNIA TB117-2013 FLAMMABILITY CODE:** All styles meet California TB117-2013 Flammability Code

**4 ORDER INFORMATION REQUIRED:** The following information should be included with any order to avoid delays in processing and to insure that you receive what you wanted:

- |   |   |
|---|---|
| * <b>Dealer Name</b>                                | * <b>Description</b>                            |
| * <b>Dealer Billing Address</b>                     | * <b>Cover Number (xxxx-xx)/Numbers (combo)</b> |
| * <b>Dealer Ship to Address</b>                     | * <b>Finish choice</b>                          |
| * <b>Any Special Instructions including routing</b> | * <b>Nail choice (if available)</b>             |
| * <b>Quantity</b>                                   | * <b>Any other options requested</b>            |

\* **Style Number** (See Pricing Grid for Required Options per Style)

\* **Orders:** Our orders are entered by style numbers, not names. We make every effort to proof all orders for errors but we request that you carefully review your order acknowledgement for accuracy.

You may send your order via email to: [byorders@hookerfurniture.com](mailto:byorders@hookerfurniture.com)

**5 BRADINGTON-YOUNG WOOD FINISHES:** Below is a list of our available wood finishes.

- |                              |  |
|------------------------------|--|
| * <b>Bramble (BR)</b>        | White toner with a brown glaze and dry brushing. Low Sheen                                 |
| * <b>Casablanca (CB)</b>     | Deep rich brown with flyspecks and hand distressing.                                       |
| * <b>Cobblestone (CO)</b>    | Deep rich taupe/brown in color accented by medium dry brushing and distressing.            |
| * <b>Dockside (DS)</b>       | Warm taupe tones accented with distressing. Two coats of sheen lacquer glazed and brushed. |
| * <b>Ebony (EB)</b>          | One coat of black enamel.  |
| * <b>Mahogany (MH)</b>       | One coat of dark brown stain.  |
| * <b>New Classiques (NC)</b> | Medium Brown in color with dark light highlights and light flyspecks.                      |
| * <b>Nutshell (NS)</b>       | Light Brown toner with medium brown glaze and 2 clear coats. Low Sheen                     |
| * <b>Plantation (PL)</b>     | Deep rich brown in color. No distressing or flyspecks.                                     |
| * <b>Stone (ST)</b>          | Warm gray tones accented by dry hand brushing.   |
| * <b>Toast (TS)</b>          | Toast spray stain with sealer and clear coat. Low Sheen                                    |
| * <b>Whitewash (WW)</b>      | White spray stain that has been wiped and finished with a clear coat. Low Sheen            |

Any order received without a specified finish will be produced in our standard finish: (Mahogany) unless the standard for that style is listed otherwise.

**6 BRADINGTON-YOUNG DECORATIVE NAIL FINISHES:** Below is a list of our available nail finishes.

All of our nails are available in 4 sizes. Any deviation from the standard size for each style will result in an upcharge.

- |                              |                        |
|------------------------------|------------------------|
| * <b>French Natural (FN)</b> | * <b>Nickel (NI)</b>   |
| * <b>Gunmetal (GM)</b>       | * <b>Old Gold (OG)</b> |
| * <b>Natural (BN)</b>        | * <b>Pewter (PN)</b>   |



7/8"

5/8"

7/16"

Any order received without a specified nail finish will be produced in our standard nail finish: Natural unless the standard nail finish for that style is listed otherwise.

A change in size from the standard nail for any given style will require an upcharge per piece unless that style cannot be produced with an alternate size nail.

Please refer to our website: [www.bradington-young.com](http://www.bradington-young.com) for a color reference of our wood and decorative nail finishes



## CONSTRUCTION STORY INSIDE AND OUTSIDE

**FRAME:** Multi-ply, 7/8" engineered laminated hardwood frames are precision machined for an exact fit. Mortise and Tenon joints are reinforced with cross-banding to create frames with superior dimensional stability.

**SEAT DECK:** Motion styles utilize a rigid bar spring unit that evenly distributes the weight load offering unparalleled seating comfort for our reclining chairs. Stationary styles employ double-cone coil springs that are eight-way hand tied and then secured to polypropylene webbing that is reinforced with steel banded grids for additional support.

**SEAT CUSHIONS:** Standard seat cushioning is style specific and consists of one of three offerings:

**HR FOAM:** A high resilient (HR) polyurethane core cut to boxing size and wrapped in a layer of polyester fiber. The fiber-wrapped core is then topped with a channeled envelope generously filled with virgin polyester fibers encased in a down-proof muslin ticking providing a slow release of air for the occupant.

**PREMIER DOWN:** These cushions are constructed from a two-tier foam foundation. The bottom layer is firm for lasting support and the top layer is soft for sink-in comfort. The cushions are then wrapped in a down proof ticking filled with a generous blend of down, feathers and fibers. This cushion is designed to relax and "puddle" for a luxurious, lived-in look that complements our more casually styled offerings.

**SPRING DOWN:** Cushions consist of a 4 1/2" **MARSHALL** coil unit encased in premium foam. The cushion is then wrapped with a low-melt fiber on top and bottom. The Spring Down cushion is then surrounded by a down-proof ticking filled with a luxurious blend of down, feathers and fibers. This cushion is designed to provide superior comfort combined with great resiliency.

**BACK AND HEAD PILLOWS:** Filled with 100% virgin polyester fibers enclosed in a special ticking designed to provide pillow-soft comfort.

**RECLINING MECHANISMS:** Heavy gauge, high tensile strength steel is used to create mechanisms that provide years of trouble-free operation. Our mechanisms are secured to the frames using a welded steel chassis assembly for superior strength and stability. All reclining styles are also available with a motorized (power) option (excluding certain swivel gliders). Standard Power on these styles will use a Power Button (PB). Battery Pack option for all Power Recliner Mechanisms uses a Power Battery Pack Button (BB). **All Wall-Hugger styles (7000 Series)** are standard with an outside mechanism release located on the outside of the arm. For Wallhugger and Swivel Glider recliners, an Inside release option is now available. This inside release option can be located between the seat deck and the inside arm.

**INTERIOR FILLING:** Pattern cut urethane foam is padded with polyester fibers for increased comfort, loft, resilience and shape retention.

**OUTSIDE PADDING:** For quality tailoring and durability, the outsides of our offerings are padded with strong bonded fibers.

### STANDARD MATTRESS

The manufacturer's standard mattress (-79) is a queen size (60" X 72") featuring 6-inch innerspring coils, 13 across and 10 length-wise, for a total of 130 coils. The mattress is 5 1/2" thick and features the finest materials standard in the furniture industry today. See individual styles for pricing.

### AIR DREAM MATTRESS

The manufacturer's air dream ultra-mattress (-69) is a queen size (60" x 72") featuring a 6" Air bladder and a total of 276 coils. The mattress is 10" fully inflated, 5" deflated and features the finest materials standard in the furniture industry today.

### FIRE RETARDANCE

We are following the studied recommendations of the TB117-2013 in engineering our materials so that we can reduce the possible ignition of a burning cigarette. **Care needs to be exerted by all in order to prevent needless fires.**

**Dimensions** for each style are listed in the body of the price list grid. Please note these dimensions are approximate and may vary up to 2 inches because each style is handmade.

# MANUFACTURER'S WARRANTY

**MANUAL RECLINING MECHANISMS, HOME OFFICE MECHANISMS AND SPRINGS:** Bradington-Young warrants to you, the original retail purchaser, protection against defective materials or workmanship for a period of five (5) years from the original date of purchase, based on reasonable use. Bradington-Young will, at its discretion, repair or replace the part of the mechanism that is defective. After the first year of use, the mechanism warranty covers replacement parts only and does not cover any associated labor or shipping costs.

**FRAME PARTS:** Bradington-Young warrants to you, the original retail purchaser, protection against materials or workmanship for the useful life of the product, as long as it remains upholstered in the original covering and is used under normal conditions. Bradington-Young will, at its discretion, repair or replace the part that is defective. After the first year of use, the frame warranty covers replacement parts only and does not cover any associated labor or shipping costs.

**FILLING MATERIALS:** Bradington-Young warrants to you, the original retail purchaser, protection against defective materials or workmanship of the inside back filler, padding and other filling materials for a period of one (1) year from the date of original retail purchase. Compression of filling materials with use is normal and should not be considered loss of resiliency.

**CUSHION CORES:** Bradington-Young warrants to you, the original retail purchaser, protection against abnormal loss of resiliency for the useful life of the product, as long as it remains upholstered in the original covering and is used under normal conditions. Some softening and flattening of the foam core and fiber/feather wraps should be expected and will not be considered defective. After the first year of use, the cushion core warranty covers replacement cores only and does not cover any associated labor or shipping costs.

**POWER RECLINE:** Bradington-Young warrants to you, the original retail purchaser, protection against a defective power recline mechanism for a period of (3) years from the date of original retail purchase. Bradington-Young will, at its discretion, repair or replace the part of the mechanism that is defective. After the first year of use, the mechanism warranty only covers replacement parts and does not cover any associated labor or shipping costs. Please understand that Bradington-Young will invoice you for the new parts but will be glad to credit you for the old parts if returned within 30 days.

**BATTERY PACK (POWER RECLINER OPTION):** Bradington-Young warrants to you, the original retail purchaser, protection against a defective battery pack associated with the power recliner option for a period of one (1) year from the original date of purchase. The mechanism warranty only covers replacement parts and does not cover any associated labor or shipping costs. Battery pack cycle will vary based on use and the use of the USB for devices. Battery packs recharge in 8 hours and can retro-fit to past motors and control boxes (cable needed). More battery pack information can be found on our website, [www.bradington-young.com](http://www.bradington-young.com).

**CLAIMS:** To make a claim under this Warranty, contact the dealer from whom the product was purchased with your dated proof of purchase. If the dealer finds return to the factory to be necessary, repair or replacement of defective parts will be made through the dealer during the first year at no cost to the customer, except for the cost of packing and shipping to and from the factory. **After the first year of purchase, the above warranty covers REPLACEMENT PARTS ONLY and does not cover labor or shipping costs of parts. After the first three years, the mechanism must be returned to Bradington-Young in order to take advantage of the Warranty.**

**WARRANTY LIMITATIONS:** This warranty does **NOT** include:

- The wearing quality, durability, and color fastness of **FABRICS OR LEATHERS**.
- Any condition resulting from incorrect or inadequate maintenance, cleaning, or care.
- Any condition resulting from other than ordinary residential wear, or from any use for which the product was not designed.
- Bradington-Young is **NOT** responsible for fading or discoloration of leather due to sunlight (direct or indirect) or body oils.
- Bradington-Young is **NOT** responsible for pickup and delivery charges for local repairs or inspections under the above warranty.
- Any condition resulting from the use of **ANY** aftermarket product up to and including cleaning/conditioning product or power supply components.

Bradington-Young's obligation under this Warranty is limited to repair or replacement in accordance with the terms of this warranty. There are no warranties, either expressed or implied, offered by Bradington-Young other than those herein described. Coverage under this Warranty does not include incidental or consequential damages other than the coverage described above. Some states do not allow limitation on how long an implied warranty lasts or the exclusion or limitation of incidental or consequential damages, so the above limitations or exclusions may not apply to you. This warranty gives you specific legal rights, and you may also have other rights, which vary from state to state. Any questions concerning the product or this Warranty should be addressed to Bradington-Young

Attn: Director of Customer Service; 4040 10<sup>th</sup> Ave DR SW, Hickory, NC 28603.

To avoid problems, written authorization from the factory is needed before the return of merchandise for any reason. All inquiries should be sent to the following address: **Bradington-Young, Attention: Parts & Service, 4040 10<sup>th</sup> Ave DR SW, Hickory, NC 28603. Phone: 276-656-3322 and Fax: 1-800-388-2289 or email us at: [by@hookerfurniture.com](mailto:by@hookerfurniture.com).** Authorization for local repairs of goods manufactured by Bradington-Young must be obtained from the Bradington-Young Parts & Service department, prior to repairs.



BRADINGTON-YOUNG

## COM Identification Form

\*COM orders will not be acknowledged until our office receives this completed form or a COM waiver form in its place.

Customer Order #: \_\_\_\_\_

Dealer Name: \_\_\_\_\_

Dealer Address: \_\_\_\_\_

\_\_\_\_\_

Tag For: \_\_\_\_\_

Fabric Source: \_\_\_\_\_  
(Shipping From)

Product Style #'s: \_\_\_\_\_

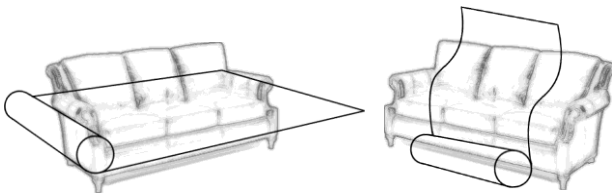
Contact Person: \_\_\_\_\_

Phone #: (\_\_\_\_) \_\_\_\_\_ - \_\_\_\_\_

**ATTACH PRIMARY  
SWATCH HERE**

Attach swatch facing “**Right Side Up**” and in correct direction for application (top to bottom).

## Fabric Application



Railroad  
“Across the roll” (Circle One)

Non-Railroad  
“Up the roll”

**ATTACH CONTRASTING  
FABRIC CORD, FRINGE,  
OR BULLION HERE**

Attach application instructions.

**If the swatch attached does not comply with the “Fabric Application” noted to the left, we will proceed with production according to the direction of the attached swatch.**

Same Fabric All Over? \_\_\_\_\_

If using more than one fabric, please complete special instructions section. This information should spell out in detail which pillows to contrast, cording and fringe applications, etc. Use back of this page and / or an additional page, if necessary. Pictures or drawings are welcomed. If you would like us to use our own discretion in cutting, please sign below and fax back.

Signature \_\_\_\_\_ Date \_\_\_\_\_

Primary Yardage Shipped: \_\_\_\_\_

Contrasting Yardage Shipped: \_\_\_\_\_

Cord, Fringe, Bullion Shipped: \_\_\_\_\_

# of Tassels Shipped: \_\_\_\_\_

**NOTE:** If desired, a request for the return of excess yardage must accompany this order. Yes, Please return excess yardage. ☐

If Backing is required for COM fabric, there will be an additional \$125.00 charge per roll for this service. We will obtain dealer's consent before proceeding with the backing process.

### SPECIAL INSTRUCTIONS

\_\_\_\_\_  
\_\_\_\_\_  
\_\_\_\_\_

Bradington-Young COM Shipping Address: 941 Tot Dellinger Road, Cherryville, NC 28021

Bradington-Young Correspondence Address: 4040 10<sup>TH</sup> Ave Dr. SW, Hickory, NC 28602

Phone: (704) 435-5881 Fax: (800) 388-2289

## CUSTOMER'S OWN MATERIAL

### CERTIFICATION OF COMPLIANCE & INDEMNIFICATION OF HOOKER FURNISHINGS

Hooker Furnishings and its family of upholstery brands – including Bradington Young, Sam Moore Furniture, and H Contract (collectively “Hooker Furnishings”) – provide the option for Customer Owned Materials (“COMs”) to be used in upholstered products. It is of course necessary that these materials comply with applicable laws. The Safer Occupancy Furniture Flammability Act (“SOFFA”) regulates the flammability of upholstery in the United States by mandating the adoption of California’s TB 117-2013. There are also a growing number of state laws pertaining to the use of flame retardants and stain resistant substances known as per-and polyfluoroalkyl substances (“PFAS”). As a condition of Hooker Furnishings accepting COMs, the company requires certification that the materials comply with applicable laws and that the customer will indemnify and hold Hooker Furnishings harmless for the use of the COMs selected and supplied by the customer.

Hooker Furnishings offers a wide variety of fabrics, all of which comply with applicable federal and state laws. Should you prefer to use COMs, Hooker Furnishings requires that both sections of the certification below be completed, and that this form be signed by an authorized representative of the customer.

I certify that the cover fabric meets one of the two conditions below:

- ☐ The fabric I am supplying passes section 1 of SOFFA/California TB117-2013.  
or  
☐ The fabric I am supplying does not pass section 1 of SOFFA/California TB117-2013. I understand an approved barrier material must be used, and I agree to the additional corresponding charge of such barrier material.

Additionally, Hooker Furnishings requires that COMs be free of flame retardants and PFAS.

- ☐ By checking this box, I certify that the materials I am supplying to Hooker Furnishings are free of all flame retardants and PFAS.

I further state that I am authorized representative of the company listed below and that the company (the Indemnitor) will indemnify and hold harmless Hooker Furnishings and its officers, employees, agents, and insurers (Indemnitees) from any and all claims, liabilities, demands, suits, cause of action or proceedings of any kind or nature, losses or damages, including attorneys’ fees and costs of defense, which may result from any material supplied to Hooker Furnishings.

Signed: \_\_\_\_\_

Name Printed: \_\_\_\_\_

Title: \_\_\_\_\_

Company: \_\_\_\_\_

Date: \_\_\_\_\_

Accentrics Home

Bradington-Young

H Contract

Hooker Furniture

PRI

Pulaski

Sam Moore





















Shenandoah Furniture

SLF

SLH

Sunset West

## Toss Pillows Price Grid

							
ITEM NUMBER: DESCRIPTION:	<b>150-16</b> 16" SQUARE PILLOW WITH SELF-WELT  Measured corner to corner	<b>150-18</b> 18" SQUARE PILLOW WITH SELF-WELT  Measured corner to corner	<b>150-20</b> 20" SQUARE PILLOW WITH SELF-WELT  Measured corner to corner	<b>150-22</b> 22" SQUARE PILLOW WITH SELF-WELT  Measured corner to corner	<b>150-24</b> 24" SQUARE PILLOW WITH SELF-WELT  Measured corner to corner	<b>150-26</b> 26" SQUARE PILLOW WITH SELF-WELT  Measured corner to corner	<b>151-16</b> 16" SQUARE PILLOW WITH DOUBLE- NEEDLE STITCHING  Measured corner to corner
STANDARD FILL:	TRILLIUM 100% Micro-Denier Fiber	TRILLIUM 100% Micro-Denier Fiber	TRILLIUM 100% Micro-Denier Fiber	TRILLIUM 100% Micro-Denier Fiber	TRILLIUM 100% Micro-Denier Fiber	TRILLIUM 100% Micro-Denier Fiber	TRILLIUM 100% Micro-Denier Fiber
FRINGE UPCHARGE (COM ONLY):	\$45	\$45	\$45	\$45	\$45	\$45	N/A
CONTRASTING WELT OPTION:	YES	YES	YES	YES	YES	YES	N/A
CONTRASTING FABRIC WELT:	\$30	\$30	\$30	\$30	\$30	\$30	NO
CONTRASTING LEATHER WELT:	\$60	\$60	\$60	\$60	\$60	\$60	N/A
FABRIC GRADE I / COM / II & FABRIC GRADE III	\$146	\$156	\$165	\$175	\$185	\$198	\$146
FABRIC GRADE IV, V, & VI	\$179	\$189	\$202	\$212	\$222	\$231	\$179
				278			
LEATHER (ANY GRADE)	\$231	\$241	\$258	\$84	\$294	\$314	\$231
							
ITEM NUMBER: DESCRIPTION:	<b>151-18</b> 18" SQUARE PILLOW WITH DOUBLE- NEEDLE STITCHING  Measured corner to corner	<b>151-20</b> 20" SQUARE PILLOW WITH DOUBLE- NEEDLE STITCHING  Measured corner to corner	<b>151-22</b> 22" SQUARE PILLOW WITH DOUBLE- NEEDLE STITCHING  Measured corner to corner	<b>151-24</b> 24" SQUARE PILLOW WITH DOUBLE- NEEDLE STITCHING  Measured corner to corner	<b>151-26</b> 26" SQUARE PILLOW WITH DOUBLE- NEEDLE STITCHING  Measured corner to corner	<b>152-16</b> 16" SQUARE PILLOW WITH FLANGE  Measured corner to corner	<b>152-18</b> 18" SQUARE PILLOW WITH FLANGE  Measured corner to corner
STANDARD FILL:	TRILLIUM 100% Micro-Denier Fiber	TRILLIUM 100% Micro-Denier Fiber	TRILLIUM 100% Micro-Denier Fiber	TRILLIUM 100% Micro-Denier Fiber	TRILLIUM 100% Micro-Denier Fiber	TRILLIUM 100% Micro-Denier Fiber	TRILLIUM 100% Micro-Denier Fiber
FRINGE UPCHARGE (COM ONLY):	N/A	N/A	N/A	N/A	N/A	N/A	N/A
CONTRASTING WELT OPTION:	N/A	NO	NO	NO	NO	NO	NO
CONTRASTING FABRIC WELT:	NO	N/A	N/A	N/A	N/A	N/A	N/A
CONTRASTING LEATHER WELT:	N/A	N/A	N/A	N/A	N/A	N/A	N/A
FABRIC GRADE I / COM / II & FABRIC GRADE III	\$156	\$165	\$175	\$185	\$198	\$146	\$156
FABRIC GRADE IV, V, & VI	\$189	\$202	\$212	\$222	\$231	\$179	\$189
			278				
LEATHER (ANY GRADE)	\$241	\$258	\$84	\$294	\$314	\$231	\$241
							
ITEM NUMBER: DESCRIPTION:	<b>152-20</b> 20" SQUARE PILLOW WITH FLANGE  Measured corner to corner	<b>152-22</b> 22" SQUARE PILLOW WITH FLANGE  Measured corner to corner	<b>152-24</b> 24" SQUARE PILLOW WITH FLANGE  Measured corner to corner	<b>152-26</b> 26" SQUARE PILLOW WITH FLANGE  Measured corner to corner	<b>153-08</b> 8 X 18 RECTANGULAR WITH SELF-WELT	<b>153-10</b> 10 X 20 RECTANGULAR WITH SELF-WELT	
STANDARD FILL:	TRILLIUM 100% Micro-Denier Fiber	TRILLIUM 100% Micro-Denier Fiber	TRILLIUM 100% Micro-Denier Fiber	TRILLIUM 100% Micro-Denier Fiber	TRILLIUM 100% Micro-Denier Fiber	TRILLIUM 100% Micro-Denier Fiber	
FRINGE UPCHARGE (COM ONLY):	N/A	N/A	N/A	N/A	\$45	\$45	
CONTRASTING WELT OPTION:	NO	NO	NO	NO	YES	YES	
CONTRASTING FABRIC WELT:	N/A	N/A	N/A	N/A	\$30	\$30	
CONTRASTING LEATHER WELT:	N/A	N/A	N/A	N/A	\$60	\$60	
FABRIC GRADE I / COM / II & FABRIC GRADE III	\$165	\$175	\$185	\$198	\$156	\$175	
FABRIC GRADE IV, V, & VI	\$202	\$212	\$222	\$231	\$189	\$212	
		278					
LEATHER (ANY GRADE)	\$258	\$84	\$294	\$314	\$225	\$258	

Toss Pillows Price Grid (Continued...)							
ITEM NUMBER: DESCRIPTION:	<b>153-12</b> 12x20 RECTANGULAR LEATHER/FABRIC COMBINATION	<b>153-13</b> 12x20 RECTANGULAR LEATHER/FABRIC COMBINATION	<b>154-20</b> 20" SQUARE PILLOW BORDERED LEATHER FABRIC COMBINATION	<b>Novelty / HOH Pillow</b>  <b>ANY SIZE</b>	<b>ARM COVERS</b>  <b>17 X 17</b>	<b>HEADREST COVER</b>  <b>17 X 17</b>	
STANDARD FILL:	TRILLIUM 100% Micro-Denier Fiber	TRILLIUM 100% Micro-Denier Fiber	TRILLIUM 100% Micro-Denier Fiber	TRILLIUM 100% Micro-Denier Fiber	N/A	N/A	
FRINGE UPCHARGE (COM ONLY):	N/A	N/A	N/A	N/A	N/A	N/A	
CONTRASTING WELT OPTION:	YES	NO	NO	<b>REQUIRED</b>	NO	NO	
CONTRASTING FABRIC WELT:	N/A	N/A	N/A	Must choose Fabric or Leather Contrasting Welt; Novelty/HOH	CUT FROM RANDOM PLACEMENT IN FABRIC	CUT FROM RANDOM PLACEMENT IN FABRIC	
CONTRASTING LEATHER WELT:	N/A	N/A	N/A				
FABRIC GRADE I / COM / II & FABRIC GRADE III	Primary Cover - Choice of any grade of leather Contrasting Fabric - Choice of any grade of fabric	Primary Cover - Choice of any grade of fabric Contrasting Leather Panels - Choice of any grade of leather	Primary Cover - Choice of any grade of fabric Contrasting Leather Border - Choice of any grade of leather	Novelty/HOH will only be applied to one side of the pillow; will not breathe with both sides. Choice on backside cover.	\$150 PER PAIR	\$75	
FABRIC GRADE IV, V, & VI	Wellt - Choice of Any leather or fabric  <b>Placement MUST remain the same</b>	<b>Placement MUST remain the same</b>	<b>Placement MUST remain the same</b>				
PO1 / PO2 (PILLOW & OTTOMAN PGRM)							
LEATHER (ANY GRADE)	\$248	\$248	\$248	<b>NV - \$429 NVPR - \$195</b>	\$240 PER PAIR	\$120	

SPECIAL PRICING INFORMATION						
FABRIC CUT YARDAGE:						
FABRIC GRADES	I	II	III	IV	V	VI
Cut Yardage (Per Yard)	\$63	\$93	\$123	\$152	\$182	\$212
LEATHER BY THE SQUARE FOOT:						
LEATHER GRADES	Grade 1	Grade 2	Grade 3	Grade 4	Novelty	Novelty Premium
Sold by the Hide Only (Per SF)	\$24.75	\$28.25	\$34.75	\$41.25	\$49.50	\$57.75
CONTRASTING WELT UPCHARGE GRID:				CUSHION CHANGE UPCHARGE GRID:		
CONTRASTING WELT OPTION ON ALL PIECES			ITEM		Charge	
ITEM	FABRIC	LEATHER				
SOFA/SLEEPER	\$120	\$375	SOFA/SLEEPER		\$225	
LOVESEAT/ WEDGE/CHAISE	\$105	\$300	LOVESEAT/ WEDGE/CHAISE		\$150	
CHAIR/ ARMLESS/RECLINER	\$90	\$225	CHAIR/ ARMLESS/RECLINER		\$75	
OTTOMAN	\$90	\$180	<b>**Any change from non-standard cushion will result in these charges. This will include choice of Extra Firm, Spring Down, HR Foam or Premier Down**</b>			
<b>NOTE: Inverted welt out of same leather - no charge.</b>						
Upcharge to Finish Sectional Pieces to Stand Alone						
Sectional Pieces that are built to hook up to other Sectional Pieces are not completely finished to stand alone. To do so will add a \$225 upcharge.						
Upcharge to Change Nail Size						
A \$150 upcharge will apply anytime the nail size is changed from the standard nail size listed in price list.						
Decorative / Cocktail Ottoman Contrasting Border Upcharge						
Contrasting Border in Fabric: \$300 upcharge Contrasting Border in Leather: \$450 upcharge Contrasting Border in Novelty/Novelty Premium Leather: See Novelty Pricing in Pricing Grid						

## POWER RECLINE OPTIONS:

Recliners (some are standard with PB....see grid for details)		Luxury Motion/Luxe For Living (per motorized unit)	
Power Button (PB)	\$300	Power Button with Battery Pack (BB)	\$300
Power Button with Battery Pack (BB)....if PB is Standard	\$300		
Power Button with Battery Pack (BB)... if PB is not standard	\$600		
Power Buttons		Power Supply Options	
 <p><b>Soft Touch Power Button</b></p> <p>Photo of Soft Touch Power button Available on Recliners only</p> <p><b>Actual size: 2 5/8" x 1 1/4"</b></p>		 <p><b>Wall-mount Transformer</b></p> <p>Included with PB upcharge. (additional cord pictured is to be used along with the transformer for additional plug-in length). Transformer will plug directly into the wall.</p> <p><b>Actual size:</b> <b>3 1/2" x 2 1/4" x 1 1/2"</b></p>	
 <p><b>2 Button Soft Touch w/ USB-C</b></p> <p>Photo of 2 Button Soft Touch w/ USB-C Available only on 990 Group and 3516 Recliner only</p> <p><b>Actual size: 4 1/2" x 1 3/4"</b></p>		 <p><b>Battery Pack</b></p> <p>Included with wall-mount transformer pictured above with BB upcharge</p> <p><b>Actual size:</b> <b>6 1/2" x 3 3/4" x 2"</b></p>	
<p><b>Power Headrest Power</b></p>  <p>Photo of Power Headrest Power Button featuring buttons for operation of footrests and headrests. Also features memory and on/off USB switch</p> <p><b>Actual size: 3 1/4" x 2"</b></p>		<p><b>Battery Pack (If ordered separately): \$100</b></p> <p><b>**To receive optimum battery performance, do NOT leave battery plugged in all the time. Also, please do NOT have battery and transformer plugged in at the same time**</b></p>	

## Choose a Recliner series & customize for the "Best Seat in the House"

### 2000 #'s: Swivel Recliner Series

This smaller scale series fits easily into any room in the house. Simply push on the arms to recline, or consider upgrading to Power Recline (upcharge applies) with the soft touch power button. Consider adding battery pack (upcharge applies) These recliners also swivel when upright making these chairs extremely versatile. These chairs need between 14"- 17" to be fully reclined



### 3000/4000/5000 #'s: 3-way Recliner Series

Simply push on the arms to recline. Consider upgrading to Power recline (upcharge applies) with the soft-touch power button (linked to transformer that plugs in the wall) or 5 button switch for recliners with power headrest. Power recline also available with a battery pack (additional upcharge applies). This recliner series needs 14" to 19" away from wall for full recline. Recliners with a hi-leg feature an extra small footrest, making this more ideal for taller people.



### 6000 #'s: Defy Gravity Series (Zero Gravity) with Power Headrest

This recliner series is standard with power (soft-touch power button) to allow any position for extreme comfort (linked to transformer that plugs in the wall).

Consider upgrading to the battery pack option (upcharge applies). This recliner series needs 6" to 8" away from wall for full recline.



### 7000 #'s: Wallhugger/Swivel Glider Series

The wallhugger series uses one of two "release" options to recline (Outside lever or Inside Handle). Consider upgrading to Power recline (upcharge applies) to the soft-touch power button (linked to transformer that plugs in the wall) or 5 button switch for recliners with power headrest. Power recline also available with a battery pack (additional upcharge applies). Also consider upgrading to the Swivel Glide Recline option (upcharge applies, can also be upgraded to power)

Wallhugger series needs 4" away from wall for full recline while the Swivel Glider series needs 12" to 14" .





ITEM NUMBER:	201/202/203/204/206 <b>-0T</b> Raymond/Reece/ Revelin/Raiden / Robinson	201/202/203/204/206 <b>-07</b> Raymond/Reece/ Revelin/Raiden / Robinson	201/202/203/204/206 <b>-17</b> Raymond/Reece/ Revelin/Raiden / Robinson	201/202/203/204/206 <b>-18</b> Raymond/Reece/ Revelin/Raiden / Robinson	201/202/203/204/206 <b>-25</b> Raymond/Reece/ Revelin/Raiden / Robinson	201/202/203/204/206 <b>-25SW</b> Raymond/Reece/ Revelin/Raiden / Robinson
DESCRIPTION:	OTTOMAN	STRAIGHT CONSOLE W/ BACK AND STORAGE	LAF RECLINER WITH POWER HEADREST	RAF RECLINER WITH POWER HEADREST	STATIONARY CHAIR 8-WAY HAND TIE	SWIVEL CHAIR 8-WAY HAND TIE
PROGRAM:	LUXE FOR LIVING	LUXE FOR LIVING	LUXE FOR LIVING	LUXE FOR LIVING	LUXE FOR LIVING	LUXE FOR LIVING
STANDARD FINISH:	MH-MAHOGANY	N/A	MH-MAHOGANY	MH-MAHOGANY	MH-MAHOGANY	N/A
SEE PG 3 FOR A COMPLETE LIST OF AVAIL FINISHES	OPTIONAL FINISHES AVAIL AT NO UPCHARGE	N/A	OPTIONAL FINISHES AVAIL AT NO UPCHARGE	OPTIONAL FINISHES AVAIL AT NO UPCHARGE	OPTIONAL FINISHES AVAIL AT NO UPCHARGE	N/A
STANDARD CUSHION:	N/A	N/A	SPRING DOWN	SPRING DOWN	SPRING DOWN	SPRING DOWN
ADDITIONAL CUSHION OPTIONS:			EXTRA FIRM - \$75	EXTRA FIRM - \$75	EXTRA FIRM - \$75	EXTRA FIRM - \$75
PILLOW TYPE:	N/A	N/A	SEMI-ATTACHED TWO PC BACK (-2)	SEMI-ATTACHED TWO PC BACK (-2)	LOOSE PILLOW TWO PC BACK (-2)	LOOSE PILLOW TWO PC BACK (-2)
SPECIAL PROGRAM OPTIONS:	Choice of Turned or Tapered Leg; Choice of Welt or Double-Needle seam treatment	N/A	Choice of Turned or Tapered Leg; Choice of Welt or Double-Needle seam treatment	Choice of Turned or Tapered Leg; Choice of Welt or Double-Needle seam treatment	Choice of Turned or Tapered Leg; Choice of Welt or Double-Needle seam treatment	Choice of Welt or Double- Needle seam treatment SWIVEL - STD MEMORY SWIVEL-AVAIL
STANDARD RELEASE:	N/A	N/A	POWER BUTTON IS STANDARD RELEASE	POWER BUTTON IS STANDARD RELEASE	N/A	N/A
POWER RECLINE OPTIONS:	N/A	N/A	BB: POWER BUTTON WITH BATTERY PACK: \$300 UPCHARGE	BB: POWER BUTTON WITH BATTERY PACK: \$300 UPCHARGE	N/A	N/A
POWER UPCHARGES INCLUDE ALL MOTORIZED SEATS PER SKU						
STANDARD NAIL:	201 - N/A 202/203/204/206-NAT#9	N/A	201 - N/A 202/203/204/206-NAT#9	201 - N/A 202/203/204/206-NAT#9	201 - N/A 202/203/204/206-NAT#9	201 - N/A 202/203/204/206-NAT#9
NO NAIL OPTION:	201 - STANDARD 202/203/204/206-AVAIL	STANDARD	201 - STANDARD 202/203/204/206-AVAIL	201 - STANDARD 202/203/204/206-AVAIL	201 - STANDARD 202/203/204/206-AVAIL	201 - STANDARD 202/203/204/206-AVAIL
OVERALL DIMENSIONS:	SEE SCHEMATIC ON PAGES 93 - 97 FOR DIMENSIONS PER STYLE	SEE SCHEMATIC ON PAGES 93 - 97 FOR DIMENSIONS PER STYLE	SEE SCHEMATIC ON PAGES 93 - 97 FOR DIMENSIONS PER STYLE	SEE SCHEMATIC ON PAGES 93 - 97 FOR DIMENSIONS PER STYLE	SEE SCHEMATIC ON PAGES 93 - 97 FOR DIMENSIONS PER STYLE	SEE SCHEMATIC ON PAGES 93 - 97 FOR DIMENSIONS PER STYLE
WEDGEWALL SPACE:			21	21	21	21
SEAT HEIGHT:			21.5	21.5	21.5	21.5
SEAT DEPTH:			25	25	25	23
SEAT WIDTH:			25.5	25.5	25.5	25.5
ARM HEIGHT:			20	20	20	19.5
SEAT TO BACK HEIGHT:			69.5	69.5		
DIST FRM WALL TO RECLNE:			151	151	136	139
CHAIR IN FULL RECLINE:			8 3/4	8 3/4	9 3/4	8 1/2
WEIGHT:	38	76				
54 " PLAIN COM YDG.	3 1/2	4 1/2				
CUBES:	11.71	44.22	44.22	44.22	44.22	44.22
FABRIC GRADE I / COM	1389	2409	4749	4749	3629	3829
FABRIC GRADE II	1489	2509	5919	5919	3799	3999
FABRIC GRADE III / COL	1589	2609	5079	5079	3959	4159
FABRIC GRADE IV	1689	2709	5249	5249	4129	4329
FABRIC GRADE V	1779	2809	5409	5409	4289	4489
FABRIC GRADE VI	1879	2909	5579	5579	4459	4659
MARRIED COVER						
LEATHER - GRADE 1	1719	2609	5879	5879	4849	5019
LEATHER - GRADE 2	1819	2709	6039	6039	5019	5179
LEATHER - GRADE 3	2019	2909	6369	6369	5349	5509
LEATHER - GRADE 4	2209	3099	6699	6699	5679	5839
LEATHER - NOVELTY	2509	3399	6869	6869	5839	6009
LEATHER - NOVELTY PREMIUM	3009	3899	7359	7359	6339	6499

ITEM NUMBER:	201/202/203/204/206 <b>-33</b> Raymond/Reece/ Revelin/Raiden / Robinson	201/202/203/204/206 <b>-35</b> Raymond/Reece/ Revelin/Raiden / Robinson	201/202/203/204/206 <b>-37</b> Raymond/Reece/ Revelin/Raiden / Robinson	201/202/203/204/206 <b>-38</b> Raymond/Reece/ Revelin/Raiden / Robinson	201/202/203/204/206 <b>-41</b> Raymond/Reece/ Revelin/Raiden / Robinson	201/202/203/204/206 <b>-42</b> Raymond/Reece/ Revelin/Raiden / Robinson
DESCRIPTION:	ARMLESS RECLINER WITH POWER HEADREST	MOTION RECLINER WITH POWER HEADREST	ARMLESS CHAIR	ARMLESS CHAIR 8-WAY HAND TIE	LAF CHAISE 8-WAY HAND TIE	RAF CHAISE 8-WAY HAND TIE
PROGRAM:	LUXE FOR LIVING	LUXE FOR LIVING	LUXE FOR LIVING	LUXE FOR LIVING	LUXE FOR LIVING	LUXE FOR LIVING
STANDARD FINISH:	MH-MAHOGANY	MH-MAHOGANY	MH-MAHOGANY	MH-MAHOGANY	MH-MAHOGANY	MH-MAHOGANY
SEE PG 3 FOR A COMPLETE LIST OF AVAIL FINISHES	OPTIONAL FINISHES AVAIL AT NO UPCHARGE	OPTIONAL FINISHES AVAIL AT NO UPCHARGE	OPTIONAL FINISHES AVAIL AT NO UPCHARGE	OPTIONAL FINISHES AVAIL AT NO UPCHARGE	OPTIONAL FINISHES AVAIL AT NO UPCHARGE	OPTIONAL FINISHES AVAIL AT NO UPCHARGE
STANDARD CUSHION:	SPRING DOWN	SPRING DOWN	SPRING DOWN	SPRING DOWN	SPRING DOWN	SPRING DOWN
ADDITIONAL CUSHION OPTIONS:	EXTRA FIRM - \$75	EXTRA FIRM - \$75	EXTRA FIRM - \$75	EXTRA FIRM - \$75	EXTRA FIRM - \$150	EXTRA FIRM - \$150
PILLOW TYPE:	SEMI-ATTACHED TWO PC BACK (-2)	SEMI-ATTACHED TWO PC BACK (-2)	SEMI-ATTACHED TWO PC BACK (-2)	LOOSE PILLOW TWO PC BACK (-2)	LOOSE PILLOW TWO PC BACK (-2)	LOOSE PILLOW TWO PC BACK (-2)
SPECIAL PROGRAM OPTIONS:	Choice of Turned or Tapered Leg; Choice of Welt or Double-Needle seam treatment	Choice of Turned or Tapered Leg; Choice of Welt or Double-Needle seam treatment	Choice of Turned or Tapered Leg; Choice of Welt or Double-Needle seam treatment	Choice of Turned or Tapered Leg; Choice of Welt or Double-Needle seam treatment	Choice of Turned or Tapered Leg; Choice of Welt or Double-Needle seam treatment	Choice of Turned or Tapered Leg; Choice of Welt or Double-Needle seam treatment
STANDARD RELEASE:	POWER BUTTON IS STANDARD RELEASE	POWER BUTTON IS STANDARD RELEASE	N/A	N/A	N/A	N/A
POWER RECLINE OPTIONS:	BB: POWER BUTTON WITH BATTERY PACK: \$300 UPCHARGE	BB: POWER BUTTON WITH BATTERY PACK: \$300 UPCHARGE	N/A	N/A	N/A	N/A
POWER UPCHARGES INCLUDE ALL MOTORIZED SEATS PER SKU						
STANDARD NAIL:	N/A	201 - N/A 202/203/204/206-NAT#9	N/A	N/A	201 - N/A 202/203/204/206-NAT#9	201 - N/A 202/203/204/206-NAT#9
NO NAIL OPTION:	STANDARD	201 - STANDARD 202/203/204/206-AVAIL	STANDARD	STANDARD	201 - STANDARD 202/203/204/206-AVAIL	201 - STANDARD 202/203/204/206-AVAIL
OVERALL DIMENSIONS:	SEE SCHEMATIC ON PAGES 93 - 97 FOR DIMENSIONS PER STYLE	SEE SCHEMATIC ON PAGES 93 - 97 FOR DIMENSIONS PER STYLE	SEE SCHEMATIC ON PAGES 93 - 97 FOR DIMENSIONS PER STYLE	SEE SCHEMATIC ON PAGES 93 - 97 FOR DIMENSIONS PER STYLE	SEE SCHEMATIC ON PAGES 93 - 97 FOR DIMENSIONS PER STYLE	SEE SCHEMATIC ON PAGES 93 - 97 FOR DIMENSIONS PER STYLE
WEDGEWALL SPACE:						
SEAT HEIGHT:	21	21	21	21	21	21
SEAT DEPTH:	21.5	21.5	21.5	21.5	50	50
SEAT WIDTH:	25	25	25	25	25	25
ARM HEIGHT:		25.5			25.5	25.5
SEAT TO BACK HEIGHT:	20	20	20	20	20	20
DIST FRM WALL TO RECLNE:	0	0				
CHAIR IN FULL RECLINE:	69.5	69.5				
WEIGHT:	136	147	136	136	210	210
54 " PLAIN COM YDG.	6 1/2	9 1/2	6 1/2	6 1/2	9 1/4	9 1/4
CUBES:	44.22	49.57	44.22	44.22	90.23	90.23
FABRIC GRADE I / COM	4329	5179	2579	2609	4329	4329
FABRIC GRADE II	4559	5409	2739	2769	4519	4519
FABRIC GRADE III / COL	4789	5649	2909	2939	4719	4719
FABRIC GRADE IV	5019	5879	3069	3099	5919	5919
FABRIC GRADE V	5249	6109	3239	3269	5119	5119
FABRIC GRADE VI	5479	6339	3399	3429	5319	5319
MARRIED COVER						
LEATHER - GRADE 1	5179	6569	3569	3799	5549	5549
LEATHER - GRADE 2	5409	6799	3729	3959	5739	5739
LEATHER - GRADE 3	5879	7259	4059	4289	6139	6139
LEATHER - GRADE 4	6339	7719	4389	4619	6539	6539
LEATHER - NOVELTY	6369	7759	4559	4789	6639	6639
LEATHER - NOVELTY PREMIUM	6869	8249	5049	5279	7129	7129

ITEM NUMBER:	201/202/203/204/206 <b>-55</b> Raymond/Reece/ Revelin/Raiden / Robinson	201/202/203/204/206 <b>-56</b> Raymond/Reece/ Revelin/Raiden / Robinson	201/202/203/204/206 <b>-57</b> Raymond/Reece/ Revelin/Raiden / Robinson	201/202/203/204/206 <b>-58</b> Raymond/Reece/ Revelin/Raiden / Robinson	201/202/203/204/206 <b>-61</b> Raymond/Reece/ Revelin/Raiden / Robinson	201/202/203/204/206 <b>-62</b> Raymond/Reece/ Revelin/Raiden / Robinson
DESCRIPTION:	LAF LOVESEAT RECLINER AT ARM W/ POWER HEADREST	RAF LOVESEAT RECLINER AT ARM W/ POWER HEADREST	LAF STATIONARY LOVESEAT 8-WAY HAND TIE	RAF STATIONARY LOVESEAT 8-WAY HAND TIE	LAF SOFA WITH POWER HEADREST	RAF SOFA WITH POWER HEADREST
PROGRAM:	LUXE FOR LIVING	LUXE FOR LIVING	LUXE FOR LIVING	LUXE FOR LIVING	LUXE FOR LIVING	LUXE FOR LIVING
STANDARD FINISH:	MH-MAHOGANY	MH-MAHOGANY	MH-MAHOGANY	MH-MAHOGANY	MH-MAHOGANY	MH-MAHOGANY
SEE PG 3 FOR A COMPLETE LIST OF AVAIL FINISHES	OPTIONAL FINISHES AVAIL AT NO UPCHARGE	OPTIONAL FINISHES AVAIL AT NO UPCHARGE	OPTIONAL FINISHES AVAIL AT NO UPCHARGE	OPTIONAL FINISHES AVAIL AT NO UPCHARGE	OPTIONAL FINISHES AVAIL AT NO UPCHARGE	OPTIONAL FINISHES AVAIL AT NO UPCHARGE
STANDARD CUSHION:	SPRING DOWN	SPRING DOWN	SPRING DOWN	SPRING DOWN	SPRING DOWN	SPRING DOWN
ADDITIONAL CUSHION OPTIONS:	EXTRA FIRM - \$150	EXTRA FIRM - \$150	EXTRA FIRM - \$150	EXTRA FIRM - \$150	EXTRA FIRM - \$225	EXTRA FIRM - \$225
PILLOW TYPE:	SEMI-ATTACHED TWO PC BACK (-2)	SEMI-ATTACHED TWO PC BACK (-2)	LOOSE PILLOW TWO PC BACK (-2)	LOOSE PILLOW TWO PC BACK (-2)	SEMI-ATTACHED TWO PC BACK (-2)	SEMI-ATTACHED TWO PC BACK (-2)
SPECIAL PROGRAM OPTIONS:	Choice of Turned or Tapered Leg; Choice of Welt or Double-Needle seam treatment	Choice of Turned or Tapered Leg; Choice of Welt or Double-Needle seam treatment	Choice of Turned or Tapered Leg; Choice of Welt or Double-Needle seam treatment	Choice of Turned or Tapered Leg; Choice of Welt or Double-Needle seam treatment	Choice of Turned or Tapered Leg; Choice of Welt or Double-Needle seam treatment	Choice of Turned or Tapered Leg; Choice of Welt or Double-Needle seam treatment
STANDARD RELEASE:	POWER BUTTON IS STANDARD RELEASE	POWER BUTTON IS STANDARD RELEASE	N/A	N/A	POWER BUTTON IS STANDARD RELEASE	POWER BUTTON IS STANDARD RELEASE
POWER RECLINE OPTIONS:	BB: POWER BUTTON WITH BATTERY PACK: \$300 UPCHARGE	BB: POWER BUTTON WITH BATTERY PACK: \$300 UPCHARGE	N/A	N/A	BB: POWER BUTTON WITH BATTERY PACK: \$300 UPCHARGE	BB: POWER BUTTON WITH BATTERY PACK: \$300 UPCHARGE
POWER UPCHARGES INCLUDE ALL MOTORIZED SEATS PER SKU						
STANDARD NAIL:	201 - N/A	201 - N/A	201 - N/A	201 - N/A	201 - N/A	201 - N/A
	202/203/204/206-NAT#9	202/203/204/206-NAT#9	202/203/204/206-NAT#9	202/203/204/206-NAT#9	202/203/204/206-NAT#9	202/203/204/206-NAT#9
NO NAIL OPTION:	201 - STANDARD	201 - STANDARD	201 - STANDARD	201 - STANDARD	201 - STANDARD	201 - STANDARD
	202/203/204/206-AVAIL	202/203/204/206-AVAIL	202/203/204/206-AVAIL	202/203/204/206-AVAIL	202/203/204/206-AVAIL	202/203/204/206-AVAIL
OVERALL DIMENSIONS:	SEE SCHEMATIC ON PAGES 93 - 97 FOR DIMENSIONS PER STYLE	SEE SCHEMATIC ON PAGES 93 - 97 FOR DIMENSIONS PER STYLE	SEE SCHEMATIC ON PAGES 93 - 97 FOR DIMENSIONS PER STYLE	SEE SCHEMATIC ON PAGES 93 - 97 FOR DIMENSIONS PER STYLE	SEE SCHEMATIC ON PAGES 93 - 97 FOR DIMENSIONS PER STYLE	SEE SCHEMATIC ON PAGES 93 - 97 FOR DIMENSIONS PER STYLE
WEDGEWALL SPACE:						
SEAT HEIGHT:	21	21	21	21	21	21
SEAT DEPTH:	21.5	21.5	21.5	21.5	21.5	21.5
SEAT WIDTH:	50	50	50	50	75	75
ARM HEIGHT:	25.5	25.5	25.5	25.5	25	25
SEAT TO BACK HEIGHT:	20	20	20	20	20	20
DIST FRM WALL TO RECLNE:	0	0			0	0
CHAIR IN FULL RECLINE:	69.5	69.5			69.5	69.5
WEIGHT:	217	217	207	207	290	290
54 " PLAIN COM YDG.	13	13	13 3/4	13 3/4	17 1/2	17 1/2
CUBES:	90.23	90.23	90.23	90.23	120.34	120.34
FABRIC GRADE I / COM	6569	6569	4849	4849	7459	7459
FABRIC GRADE II	6899	6899	5019	5019	7959	7959
FABRIC GRADE III / COL	7229	7229	5179	5179	8449	8449
FABRIC GRADE IV	7559	7559	5349	5349	8949	8949
FABRIC GRADE V	7889	7889	5509	5509	9439	9439
FABRIC GRADE VI	8219	8219	5679	5679	9939	9939
MARRIED COVER						
LEATHER - GRADE 1	8649	8649	6239	6239	10559	10559
LEATHER - GRADE 2	8979	8979	6399	6399	11059	11059
LEATHER - GRADE 3	9639	9639	6729	6729	12049	12049
LEATHER - GRADE 4	10299	10299	7059	7059	13039	13039
LEATHER - NOVELTY	10129	10129	7229	7229	12539	12539
LEATHER - NOVELTY PREMIUM	10629	10629	7719	7719	13039	13039

ITEM NUMBER:	201/202/203/204/206 <b>-65</b>	201/202/203/204/206 <b>-66</b>	201/202/203/204/206 <b>-67</b>	201/202/203/204/206 <b>-68</b>	201/202/203/204/206 <b>-70</b>	201/202/203/204/206 <b>-73</b>
DESCRIPTION:	Raymond/Reece/ Revelin/Raiden / Robinson TRUE CORNER WEDGE	Raymond/Reece/ Revelin/Raiden / Robinson TRUE CORNER WEDGE 8-WAY HAND TIE	Raymond/Reece/ Revelin/Raiden / Robinson CORNER WEDGE	Raymond/Reece/ Revelin/Raiden / Robinson CORNER WEDGE 8-WAY HAND TIE	Raymond/Reece/ Revelin/Raiden / Robinson LOVESEAT L & R FULL RECLINE W/ POWER HEADRESTS	Raymond/Reece/ Revelin/Raiden / Robinson LAF SOFA CORNER RETURN RECLINER AT ARM W/ POWER HEADREST
PROGRAM:	LUXE FOR LIVING	LUXE FOR LIVING	LUXE FOR LIVING	LUXE FOR LIVING	LUXE FOR LIVING	LUXE FOR LIVING
STANDARD FINISH:	MH-MAHOGANY	MH-MAHOGANY	MH-MAHOGANY	MH-MAHOGANY	MH-MAHOGANY	MH-MAHOGANY
SEE PG 3 FOR A COMPLETE LIST OF AVAIL FINISHES	OPTIONAL FINISHES AVAIL AT NO UPCHARGE	OPTIONAL FINISHES AVAIL AT NO UPCHARGE	OPTIONAL FINISHES AVAIL AT NO UPCHARGE	OPTIONAL FINISHES AVAIL AT NO UPCHARGE	OPTIONAL FINISHES AVAIL AT NO UPCHARGE	OPTIONAL FINISHES AVAIL AT NO UPCHARGE
STANDARD CUSHION: ADDITIONAL CUSHION OPTIONS:	SPRING DOWN EXTRA FIRM - \$150	SPRING DOWN EXTRA FIRM - \$150	SPRING DOWN EXTRA FIRM - \$150	SPRING DOWN EXTRA FIRM - \$150	SPRING DOWN EXTRA FIRM - \$150	SPRING DOWN EXTRA FIRM - \$225
PILLOW TYPE:	SEMI-ATTACHED TWO PC BACK (-2)	LOOSE PILLOW TWO PC BACK (-2)	SEMI-ATTACHED TWO PC BACK (-2)	LOOSE PILLOW TWO PC BACK (-2)	SEMI-ATTACHED TWO PC BACK (-2)	SEMI-ATTACHED TWO PC BACK (-2)
SPECIAL PROGRAM OPTIONS:	Choice of Turned or Tapered Leg; Choice of Welt or Double-Needle seam treatment	Choice of Turned or Tapered Leg; Choice of Welt or Double-Needle seam treatment	Choice of Turned or Tapered Leg; Choice of Welt or Double-Needle seam treatment	Choice of Turned or Tapered Leg; Choice of Welt or Double-Needle seam treatment	Choice of Turned or Tapered Leg; Choice of Welt or Double-Needle seam treatment	Choice of Turned or Tapered Leg; Choice of Welt or Double-Needle seam treatment
STANDARD RELEASE:	N/A	N/A	N/A	N/A	POWER BUTTON IS STANDARD RELEASE	POWER BUTTON IS STANDARD RELEASE
POWER RECLINE OPTIONS:	N/A	N/A	N/A	N/A	BB: POWER BUTTON WITH BATTERY PACK: \$600 UPCHARGE	BB: POWER BUTTON WITH BATTERY PACK: \$300 UPCHARGE
POWER UPCHARGES INCLUDE ALL MOTORIZED SEATS PER SKU						
STANDARD NAIL:	N/A	N/A	N/A	N/A	201 - N/A 202/203/204/206-NAT#9	201 - N/A 202/203/204/206-NAT#9
NO NAIL OPTION:	STANDARD	STANDARD	STANDARD	STANDARD	201 - STANDARD 202/203/204/206-AVAIL	201 - STANDARD 202/203/204/206-AVAIL
OVERALL DIMENSIONS:	SEE SCHEMATIC ON PAGES 93 - 97 FOR DIMENSIONS PER STYLE	SEE SCHEMATIC ON PAGES 93 - 97 FOR DIMENSIONS PER STYLE	SEE SCHEMATIC ON PAGES 93 - 97 FOR DIMENSIONS PER STYLE	SEE SCHEMATIC ON PAGES 93 - 97 FOR DIMENSIONS PER STYLE	SEE SCHEMATIC ON PAGES 93 - 97 FOR DIMENSIONS PER STYLE	SEE SCHEMATIC ON PAGES 93 - 97 FOR DIMENSIONS PER STYLE
WEDGEWALL SPACE:				53.5		
SEAT HEIGHT:	21	21	21	21	21	21
SEAT DEPTH:	21.5	21.5	21.5	21.5	21.5	21.5
SEAT WIDTH:	21.5	21.5	38	38	50	71
ARM HEIGHT:					25.5	25.5
SEAT TO BACK HEIGHT:	20	20	20	20	20	20
DIST FRM WALL TO RECLNE:					0	0
CHAIR IN FULL RECLINE:					69.5	69.5
WEIGHT:	145	130	137	127	217	290
54 " PLAIN COM YDG.	9 1/2	9 1/4	10 3/4	13 1/4	14 1/2	21
CUBES:	90.23	90.23	90.23	90.23	90.23	120.34
FABRIC GRADE I / COM	3629	3629	4329	4329	8909	8679
FABRIC GRADE II	3829	3829	4519	4519	9409	9009
FABRIC GRADE III / COL	4029	4029	4719	4719	9899	9339
FABRIC GRADE IV	4229	4229	5919	5919	10399	9669
FABRIC GRADE V	4419	4419	5119	5119	10889	9999
FABRIC GRADE VI	4619	4619	5319	5319	11389	10329
MARRIED COVER						
LEATHER - GRADE 1	5179	5179	5879	5879	12249	12109
LEATHER - GRADE 2	5379	5379	6069	6069	12734	12439
LEATHER - GRADE 3	5779	5779	6469	6469	13729	13099
LEATHER - GRADE 4	6169	6169	6869	6869	14719	13759
LEATHER - NOVELTY	6269	6269	6969	6969	14229	13599
LEATHER - NOVELTY PREMIUM	6769	6769	7459	7459	14719	14089

ITEM NUMBER:	201/202/203/204/206 <b>-74</b>	201/202/203/204/206 <b>-75</b>	201/202/203/204/206 <b>-90</b>	201/202/203/204/206 <b>-93</b>	201/202/203/204/206 <b>-94</b>	201/202/203/204/206 <b>-95</b>
DESCRIPTION:	Raymond/Reece/ Revelin/Raiden / Robinson RAF SOFA CORNER RETURN RECLINER AT ARM W/ POWER HEADREST	Raymond/Reece/ Revelin/Raiden / Robinson STATIONARY LOVESEAT 8-WAY HAND TIE	Raymond/Reece/ Revelin/Raiden / Robinson SOFA L & R FULL RECLINE WITH POWER HEADRESTS	Raymond/Reece/ Revelin/Raiden / Robinson LAF CORNER RETURN SOFA 8-WAY HAND TIE	Raymond/Reece/ Revelin/Raiden / Robinson RAF CORNER RETURN SOFA 8-WAY HAND TIE	Raymond/Reece/ Revelin/Raiden / Robinson STATIONARY SOFA 8-WAY HAND TIE
PROGRAM:	LUXE FOR LIVING	LUXE FOR LIVING	LUXE FOR LIVING	LUXE FOR LIVING	LUXE FOR LIVING	LUXE FOR LIVING
STANDARD FINISH:	MH-MAHOGANY	MH-MAHOGANY	MH-MAHOGANY	MH-MAHOGANY	MH-MAHOGANY	MH-MAHOGANY
SEE PG 3 FOR A COMPLETE LIST OF AVAIL FINISHES	OPTIONAL FINISHES AVAIL AT NO UPCHARGE	OPTIONAL FINISHES AVAIL AT NO UPCHARGE	OPTIONAL FINISHES AVAIL AT NO UPCHARGE	OPTIONAL FINISHES AVAIL AT NO UPCHARGE	OPTIONAL FINISHES AVAIL AT NO UPCHARGE	OPTIONAL FINISHES AVAIL AT NO UPCHARGE
STANDARD CUSHION: ADDITIONAL CUSHION OPTIONS:	SPRING DOWN EXTRA FIRM - \$225	SPRING DOWN EXTRA FIRM - \$150	SPRING DOWN EXTRA FIRM - \$225	SPRING DOWN EXTRA FIRM - \$225	SPRING DOWN EXTRA FIRM - \$225	SPRING DOWN EXTRA FIRM - \$225
PILLOW TYPE:	SEMI-ATTACHED TWO PC BACK (-2)	LOOSE PILLOW TWO PC BACK (-2)	SEMI-ATTACHED TWO PC BACK (-2)	LOOSE PILLOW TWO PC BACK (-2)	LOOSE PILLOW TWO PC BACK (-2)	LOOSE PILLOW TWO PC BACK (-2)
SPECIAL PROGRAM OPTIONS:	Choice of Turned or Tapered Leg; Choice of Welt or Double-Needle seam treatment	Choice of Turned or Tapered Leg; Choice of Welt or Double-Needle seam treatment	Choice of Turned or Tapered Leg; Choice of Welt or Double-Needle seam treatment	Choice of Turned or Tapered Leg; Choice of Welt or Double-Needle seam treatment	Choice of Turned or Tapered Leg; Choice of Welt or Double-Needle seam treatment	Choice of Turned or Tapered Leg; Choice of Welt or Double-Needle seam treatment
STANDARD RELEASE:	POWER BUTTON IS STANDARD RELEASE	N/A	POWER BUTTON IS STANDARD RELEASE	N/A	N/A	N/A
POWER RECLINE OPTIONS:	BB: POWER BUTTON WITH BATTERY PACK: \$300 UPCHARGE	N/A	BB: POWER BUTTON WITH BATTERY PACK: \$600 UPCHARGE	N/A	N/A	N/A
POWER UPCHARGES INCLUDE ALL MOTORIZED SEATS PER SKU						
STANDARD NAIL:	201 - N/A 202/203/204/206-NAT#9	201 - N/A 202/203/204/206-NAT#9	201 - N/A 202/203/204/206-NAT#9	201 - N/A 202/203/204/206-NAT#9	201 - N/A 202/203/204/206-NAT#9	201 - N/A 202/203/204/206-NAT#9
NO NAIL OPTION:	201 - STANDARD 202/203/204/206-AVAIL	201 - STANDARD 202/203/204/206-AVAIL	201 - STANDARD 202/203/204/206-AVAIL	201 - STANDARD 202/203/204/206-AVAIL	201 - STANDARD 202/203/204/206-AVAIL	201 - STANDARD 202/203/204/206-AVAIL
OVERALL DIMENSIONS:	SEE SCHEMATIC ON PAGES 93 - 97 FOR DIMENSIONS PER STYLE	SEE SCHEMATIC ON PAGES 93 - 97 FOR DIMENSIONS PER STYLE	SEE SCHEMATIC ON PAGES 93 - 97 FOR DIMENSIONS PER STYLE	SEE SCHEMATIC ON PAGES 93 - 97 FOR DIMENSIONS PER STYLE	SEE SCHEMATIC ON PAGES 93 - 97 FOR DIMENSIONS PER STYLE	SEE SCHEMATIC ON PAGES 93 - 97 FOR DIMENSIONS PER STYLE
WEDGEWALL SPACE:						
SEAT HEIGHT:	21	21	21	21	21	21
SEAT DEPTH:	21.5	21.5	21.5	21.5	21.5	21.5
SEAT WIDTH:	71	50	75	71	71	75
ARM HEIGHT:	25.5	25.5	25.5	25.5	25.5	25.5
SEAT TO BACK HEIGHT:	20	20	20	20	20	20
DIST FRM WALL TO RECLNE:	0		0			
CHAIR IN FULL RECLINE:	69.5		69.5			
WEIGHT:	290	207	290	290	290	270
54 " PLAIN COM YDG.	21	14 3/4	19 3/4	23 1/2	23 1/2	20 1/2
CUBES:	120.34	90.23	120.34	120.34	120.34	120.34
FABRIC GRADE I / COM	8679	5879	10029	7259	7259	6239
FABRIC GRADE II	9009	6209	10529	7589	7589	6569
FABRIC GRADE III / COL	9339	6539	11019	7919	7919	6899
FABRIC GRADE IV	9669	6869	11519	8249	8249	7229
FABRIC GRADE V	9999	7199	12009	8579	8579	7559
FABRIC GRADE VI	10329	7529	12509	8909	8909	7889
MARRIED COVER						
LEATHER - GRADE 1	12109	8679	13499	9699	9699	9009
LEATHER - GRADE 2	12439	9009	13989	10029	10029	9339
LEATHER - GRADE 3	13099	9669	14979	10689	10689	9669
LEATHER - GRADE 4	13759	10329	15969	11349	11349	9999
LEATHER - NOVELTY	13599	10169	15479	11189	11189	10499
LEATHER - NOVELTY PREMIUM	14089	10659	15969	11679	11679	10989

ITEM NUMBER:	201/202/203/204/206 <b>-97</b>	201/202/203/204/206 <b>-99</b>	220/221/223 <b>-OT</b>	220/221/223 <b>-25</b>	220/221/223 <b>-38</b>	220/221/223 <b>-41</b>
DESCRIPTION:	Raymond/Reece/ Revelin/Raiden / Robinson FULL RECLINE SOFA WITH POWER HEADRESTS	Raymond/Reece/ Revelin/Raiden / Robinson ANGLED SOFA 8-WAY HAND TIE	WARNER/STERLING/ HANLEY OTTOMAN	WARNER/STERLING/ HANLEY STATIONARY CHAIR 8-WAY HAND TIE	WARNER/STERLING/ HANLEY ARMLESS CHAIR 8-WAY HAND TIE	WARNER/STERLING/ HANLEY LAF CHAISE LOUNGE 8-WAY HAND TIE
PROGRAM:	LUXE FOR LIVING	LUXE FOR LIVING	SECT SEAT BY DESN	SECT SEAT BY DESN	SECT SEAT BY DESN	SECT SEAT BY DESN
STANDARD FINISH:	MH-MAHOGANY	MH-MAHOGANY	MH-MAHOGANY	MH-MAHOGANY	MH-MAHOGANY	MH-MAHOGANY
SEE PG 3 FOR A COMPLETE LIST OF AVAIL FINISHES	OPTIONAL FINISHES AVAIL AT NO UPCHARGE	OPTIONAL FINISHES AVAIL AT NO UPCHARGE	OPTIONAL FINISHES AVAIL AT NO UPCHARGE	OPTIONAL FINISHES AVAIL AT NO UPCHARGE	OPTIONAL FINISHES AVAIL AT NO UPCHARGE	OPTIONAL FINISHES AVAIL AT NO UPCHARGE
STANDARD CUSHION: ADDITIONAL CUSHION OPTIONS:	SPRING DOWN EXTRA FIRM - \$225	SPRING DOWN EXTRA FIRM - \$225	N/A	SPRING DOWN EXTRA FIRM - \$75	SPRING DOWN EXTRA FIRM - \$75	SPRING DOWN EXTRA FIRM - \$150
PILLOW TYPE:	SEMI-ATTACHED TWO PC BACK (-2)	LOOSE PILLOW TWO PC BACK (-2)	N/A	LOOSE PILLOW	LOOSE PILLOW	LOOSE PILLOW
SPECIAL PROGRAM OPTIONS:	Choice of Turned or Tapered Leg; Choice of Welt or Double-Needle seam treatment	Choice of Turned or Tapered Leg; Choice of Welt or Double-Needle seam treatment	Choice of Turned or Tapered Leg; Choice of Welt or Double-Needle seam treatment	Choice of Turned or Tapered Leg; Choice of Welt or Double-Needle seam treatment	Choice of Turned or Tapered Leg; Choice of Welt or Double-Needle seam treatment	Choice of Turned or Tapered Leg; Choice of Welt or Double-Needle seam treatment
STANDARD RELEASE:	POWER BUTTON IS STANDARD RELEASE	N/A	N/A	N/A	N/A	N/A
POWER RECLINE OPTIONS:	BB: POWER BUTTON WITH BATTERY PACK: \$900 UPCHARGE	N/A	N/A	N/A	N/A	N/A
POWER UPCHARGES INCLUDE ALL MOTORIZED SEATS PER SKU						
STANDARD NAIL:	201 - N/A 202/203/204/206-NAT#9	201 - N/A 202/203/204/206-NAT#9	220/221/229-NAT#9 223 - N/A	220/221/229-NAT#9 223 - N/A	220/221/229-NAT#9 223 - N/A	220/221/229-NAT#9 223 - N/A
NO NAIL OPTION:	201 - STANDARD 202/203/204/206-AVAIL	201 - STANDARD 202/203/204/206-AVAIL	220/221/229-AVAIL 223 - STD	220/221/229-AVAIL 223 - STD	220/221/229-AVAIL 223 - STD	220/221/229-AVAIL 223 - STD
OVERALL DIMENSIONS:	SEE SCHEMATIC ON PAGES 93 - 97 FOR DIMENSIONS PER STYLE	SEE SCHEMATIC ON PAGES 93 - 97 FOR DIMENSIONS PER STYLE	SEE SCHEMATIC ON PAGES 87 - 89 FOR DIMENSIONS PER STYLE	SEE SCHEMATIC ON PAGES 87 - 89 FOR DIMENSIONS PER STYLE	SEE SCHEMATIC ON PAGES 87 - 89 FOR DIMENSIONS PER STYLE	SEE SCHEMATIC ON PAGES 87 - 89 FOR DIMENSIONS PER STYLE
WEDGEWALL SPACE:						
SEAT HEIGHT:	21	21		21.5	21.5	21.5
SEAT DEPTH:	21.5	21.5		23	23	50
SEAT WIDTH:	75	78		21.5	24	26
ARM HEIGHT:	25.5	25		25.5		25.5
SEAT TO BACK HEIGHT:	20	20		15.5	15.5	15.5
DIST FRM WALL TO RECLNE: CHAIR IN FULL RECLINE:						
WEIGHT:	290	287	35	146	104	157
54 " PLAIN COM YDG.	19 1/2	21 3/4	2 3/4	9	6 1/2	11 1/4
CUBES:	120.34	120.34	11.71	44.22	44.22	90.23
FABRIC GRADE I / COM	11779	7459	1649	3529	2809	4289
FABRIC GRADE II	12279	7789	1749	3699	2969	4489
FABRIC GRADE III / COL	12769	8119	1849	3859	3139	4689
FABRIC GRADE IV	13269	8449	1949	4029	3299	4889
FABRIC GRADE V	13759	8779	2049	4189	3469	5079
FABRIC GRADE VI	14259	9109	2149	4359	3629	5279
MARRIED COVER						
LEATHER - GRADE 1	14889	10399	2019	4389	3759	5319
LEATHER - GRADE 2	15379	10729	2109	4559	3929	5509
LEATHER - GRADE 3	16369	11389	2309	4889	4259	5909
LEATHER - GRADE 4	17359	12049	2509	5219	4589	6309
LEATHER - NOVELTY	16869	11879	2809	5379	4749	6399
LEATHER - NOVELTY PREMIUM	17359	12379	3299	5879	5249	6899

ITEM NUMBER:	220/221/223 -42	220/221/223 -57	220/221/223 -58	220/221/223 -66	220/221/223 -68	220/221/223 -69
DESCRIPTION:	WARNER/STERLING/ HANLEY  RAF CHAISE LOUNGE 8-WAY HAND TIE	WARNER/STERLING/ HANLEY  LAF STATIONARY LOVESEAT 8-WAY HAND TIE	WARNER/STERLING/ HANLEY  RAF STATIONARY LOVESEAT 8-WAY HAND TIE	WARNER/STERLING/ HANLEY  TRUE CORNER WEDGE 8-WAY HAND TIE	WARNER/STERLING/ HANLEY  CORNER WEDGE 8-WAY HAND TIE	WARNER/STERLING/ HANLEY  QUEEN SLEEP SOFA AIR DREAM
PROGRAM:	SECT SEAT BY DESN	SECT SEAT BY DESN	SECT SEAT BY DESN	SECT SEAT BY DESN	SECT SEAT BY DESN	SECT SEAT BY DESN
STANDARD FINISH:	MH-MAHOGANY	MH-MAHOGANY	MH-MAHOGANY	MH-MAHOGANY	MH-MAHOGANY	MH-MAHOGANY
SEE PG 3 FOR A COMPLETE LIST OF AVAIL FINISHES	OPTIONAL FINISHES AVAIL AT NO UPCHARGE	OPTIONAL FINISHES AVAIL AT NO UPCHARGE	OPTIONAL FINISHES AVAIL AT NO UPCHARGE	OPTIONAL FINISHES AVAIL AT NO UPCHARGE	OPTIONAL FINISHES AVAIL AT NO UPCHARGE	OPTIONAL FINISHES AVAIL AT NO UPCHARGE
STANDARD CUSHION: ADDITIONAL CUSHION OPTIONS:	SPRING DOWN EXTRA FIRM - \$150	SPRING DOWN EXTRA FIRM - \$150	SPRING DOWN EXTRA FIRM - \$150	SPRING DOWN EXTRA FIRM - \$150	SPRING DOWN EXTRA FIRM - \$150	SPRING DOWN EXTRA FIRM - \$225
PILLOW TYPE:	LOOSE PILLOW	LOOSE PILLOW	LOOSE PILLOW	LOOSE PILLOW	LOOSE PILLOW	LOOSE PILLOW
SPECIAL PROGRAM OPTIONS:	Choice of Turned or Tapered Leg; Choice of Welt or Double-Needle seam treatment	Choice of Turned or Tapered Leg; Choice of Welt or Double-Needle seam treatment	Choice of Turned or Tapered Leg; Choice of Welt or Double-Needle seam treatment	Choice of Turned or Tapered Leg; Choice of Welt or Double-Needle seam treatment	Choice of Turned or Tapered Leg; Choice of Welt or Double-Needle seam treatment	Choice of Turned or Tapered Leg; Choice of Welt or Double-Needle seam treatment
STANDARD RELEASE:	N/A	N/A	N/A	N/A	N/A	N/A
POWER RECLINE OPTIONS:	N/A	N/A	N/A	N/A	N/A	N/A
POWER UPCHARGES INCLUDE ALL MOTORIZED SEATS PER SKU						
STANDARD NAIL:	220/221/229-NAT#9 223 - N/A	220/221/229-NAT#9 223 - N/A	220/221/229-NAT#9 223 - N/A	220/221/229-NAT#9 223 - N/A	220/221/229-NAT#9 223 - N/A	220/221/229-NAT#9 223 - N/A
NO NAIL OPTION:	220/221/229-AVAIL 223 - STD	220/221/229-AVAIL 223 - STD	220/221/229-AVAIL 223 - STD	220/221/229-AVAIL 223 - STD	220/221/229-AVAIL 223 - STD	220/221/229-AVAIL 223 - STD
OVERALL DIMENSIONS:	SEE SCHEMATIC ON PAGES 87 - 89 FOR DIMENSIONS PER STYLE	SEE SCHEMATIC ON PAGES 87 - 89 FOR DIMENSIONS PER STYLE	SEE SCHEMATIC ON PAGES 87 - 89 FOR DIMENSIONS PER STYLE	SEE SCHEMATIC ON PAGES 87 - 89 FOR DIMENSIONS PER STYLE	SEE SCHEMATIC ON PAGES 87 - 89 FOR DIMENSIONS PER STYLE	SEE SCHEMATIC ON PAGES 87 - 89 FOR DIMENSIONS PER STYLE
WEDGEWALL SPACE:					51	
SEAT HEIGHT:	21.5	21.5	21.5	21.5		21.5
SEAT DEPTH:	50	23	23	23	23	23
SEAT WIDTH:	26	48.5	48.5	23	40	66
ARM HEIGHT:	25.5	25.5	25.5			25.5
SEAT TO BACK HEIGHT:	15.5	15.5	15.5	15.5	15.5	15.5
DIST FRM WALL TO RECLNE:						
CHAIR IN FULL RECLINE:						
WEIGHT:	157	208	208	146	182	290
54 " PLAIN COM YDG.	11 1/4	12 1/2	12 1/2	11	11	18 1/4
CUBES:	90.23	90.23	90.23	90.23	90.23	120.34
FABRIC GRADE I / COM	4289	4559	4559	3799	4229	6869
FABRIC GRADE II	4489	4719	4719	3999	4419	7199
FABRIC GRADE III / COL	4689	4889	4889	4189	4619	7529
FABRIC GRADE IV	4889	5049	5049	4389	4819	7859
FABRIC GRADE V	5079	5219	5219	4589	5019	8189
FABRIC GRADE VI	5279	5379	5379	4789	5219	8519
MARRIED COVER						
LEATHER - GRADE 1	5319	6139	6139	5319	5679	9799
LEATHER - GRADE 2	5509	6309	6309	5509	5879	10129
LEATHER - GRADE 3	5909	6639	6639	5909	6269	10787
LEATHER - GRADE 4	6309	6969	6969	6309	6669	11449
LEATHER - NOVELTY	6399	7129	7129	6399	6769	11289
LEATHER - NOVELTY PREMIUM	6899	7629	7629	6899	7259	11779

ITEM NUMBER:	220/221/223 -75	220/221/223 -78	220/221/223 -79	220/221/223 -83	220/221/223 -84	220/221/223 -93
DESCRIPTION:	WARNER/STERLING/ HANLEY  STATIONARY LOVESEAT 8-WAY HAND TIE	WARNER/STERLING/ HANLEY  ARMLESS LOVESEAT 8-WAY HAND TIE	WARNER/STERLING/ HANLEY  QUEEN SLEEP SOFA	WARNER/STERLING/ HANLEY  LAF STATIONARY SOFA 8-WAY HAND TIE	WARNER/STERLING/ HANLEY  RAF STATIONARY SOFA 8-WAY HAND TIE	WARNER/STERLING/ HANLEY  LAF CORNER RETURN SOFA 8-WAY HAND TIE
PROGRAM:	SECT SEAT BY DESN	SECT SEAT BY DESN	SECT SEAT BY DESN	SECT SEAT BY DESN	SECT SEAT BY DESN	SECT SEAT BY DESN
STANDARD FINISH:	MH-MAHOGANY	MH-MAHOGANY	MH-MAHOGANY	MH-MAHOGANY	MH-MAHOGANY	MH-MAHOGANY
SEE PG 3 FOR A COMPLETE LIST OF AVAIL FINISHES	OPTIONAL FINISHES AVAIL AT NO UPCHARGE	OPTIONAL FINISHES AVAIL AT NO UPCHARGE	OPTIONAL FINISHES AVAIL AT NO UPCHARGE	OPTIONAL FINISHES AVAIL AT NO UPCHARGE	OPTIONAL FINISHES AVAIL AT NO UPCHARGE	OPTIONAL FINISHES AVAIL AT NO UPCHARGE
STANDARD CUSHION: ADDITIONAL CUSHION OPTIONS:	SPRING DOWN EXTRA FIRM - \$150	SPRING DOWN EXTRA FIRM - \$150	SPRING DOWN EXTRA FIRM - \$225	SPRING DOWN EXTRA FIRM - \$225	SPRING DOWN EXTRA FIRM - \$225	SPRING DOWN EXTRA FIRM - \$225
PILLOW TYPE:	LOOSE PILLOW	LOOSE PILLOW	LOOSE PILLOW	LOOSE PILLOW	LOOSE PILLOW	LOOSE PILLOW
SPECIAL PROGRAM OPTIONS:	Choice of Turned or Tapered Leg; Choice of Welt or Double-Needle seam treatment	Choice of Turned or Tapered Leg; Choice of Welt or Double-Needle seam treatment	Choice of Turned or Tapered Leg; Choice of Welt or Double-Needle seam treatment	Choice of Turned or Tapered Leg; Choice of Welt or Double-Needle seam treatment	Choice of Turned or Tapered Leg; Choice of Welt or Double-Needle seam treatment	Choice of Turned or Tapered Leg; Choice of Welt or Double-Needle seam treatment
STANDARD RELEASE:	N/A	N/A	N/A	N/A	N/A	N/A
POWER RECLINE OPTIONS:	N/A	N/A	N/A	N/A	N/A	N/A
POWER UPCHARGES INCLUDE ALL MOTORIZED SEATS PER SKU						
STANDARD NAIL:	220/221/229-NAT#9 223 - N/A	220/221/229-NAT#9 223 - N/A	220/221/229-NAT#9 223 - N/A	220/221/229-NAT#9 223 - N/A	220/221/229-NAT#9 223 - N/A	220/221/229-NAT#9 223 - N/A
NO NAIL OPTION:	220/221/229-AVAIL 223 - STD	220/221/229-AVAIL 223 - STD	220/221/229-AVAIL 223 - STD	220/221/229-AVAIL 223 - STD	220/221/229-AVAIL 223 - STD	220/221/229-AVAIL 223 - STD
OVERALL DIMENSIONS:	SEE SCHEMATIC ON PAGES 87 - 89 FOR DIMENSIONS PER STYLE	SEE SCHEMATIC ON PAGES 87 - 89 FOR DIMENSIONS PER STYLE	SEE SCHEMATIC ON PAGES 87 - 89 FOR DIMENSIONS PER STYLE	SEE SCHEMATIC ON PAGES 87 - 89 FOR DIMENSIONS PER STYLE	SEE SCHEMATIC ON PAGES 87 - 89 FOR DIMENSIONS PER STYLE	SEE SCHEMATIC ON PAGES 87 - 89 FOR DIMENSIONS PER STYLE
WEDGEWALL SPACE:						
SEAT HEIGHT:	21.5	21.5	21.5	21.5	21.5	21.5
SEAT DEPTH:	23	23	23	23	23	23
SEAT WIDTH:	43	48	66	72	72	71
ARM HEIGHT:	25.5		25.5	25.5	25.5	25.5
SEAT TO BACK HEIGHT:	15.5	15.5	15.5	15.5	15.5	15.5
DIST FRM WALL TO RECLNE:						
CHAIR IN FULL RECLINE:						
WEIGHT:	212	157	280	276	276	280
54 " PLAIN COM YDG.	14 3/4	10 1/2	18 1/4	15 3/4	15 3/4	22 1/2
CUBES:	90.23	90.23	120.34	120.34	120.34	120.34
FABRIC GRADE I / COM	5379	4389	6399	5679	5679	6169
FABRIC GRADE II	5709	4559	6729	6009	6009	6499
FABRIC GRADE III / COL	6039	4719	7059	6339	6339	6829
FABRIC GRADE IV	6369	4889	7389	6669	6669	7159
FABRIC GRADE V	6699	5049	7719	6999	6999	7489
FABRIC GRADE VI	7029	5219	8049	7329	7329	7819
MARRIED COVER						
LEATHER - GRADE 1	7629	5709	9209	8219	8219	9039
LEATHER - GRADE 2	7959	5879	9539	8549	8549	9369
LEATHER - GRADE 3	8919	6209	10199	9209	9209	10029
LEATHER - GRADE 4	9279	6539	10859	9869	9869	10689
LEATHER - NOVELTY	9109	6699	10689	9699	9699	10529
LEATHER - NOVELTY PREMIUM	9609	7199	11189	10199	10199	11019



ITEM NUMBER:	220/221/223 -94	220/221/223 -95	220/221/223 -96	301-25 SG	302-25SW	316-25SW
DESCRIPTION:	WARNER/STERLING/ HANLEY  RAF CORNER RETURN SOFA 8-WAY HAND TIE	WARNER/STERLING/ HANLEY  STATIONARY SOFA 8-WAY HAND TIE	WARNER/STERLING/ HANLEY  STATIONARY LARGE SOFA 8-WAY HAND TIE	ANDRE  SWIVEL GLIDER	BLAIR  SWIVEL TUB CHAIR 8-WAY HAND TIE	LUNA  SWIVEL TUB CHAIR 8-WAY HAND TIE
PROGRAM:	SECT SEAT BY DESN	SECT SEAT BY DESN	SECT SEAT BY DESN	LUXURY ACCENTS	LUXURY ACCENTS	LUXURY ACCENTS
STANDARD FINISH:	MH-MAHOGANY	MH-MAHOGANY	MH-MAHOGANY	N/A	N/A	N/A
SEE PG 3 FOR A COMPLETE LIST OF AVAIL FINISHES	OPTIONAL FINISHES AVAIL AT NO UPCHARGE	OPTIONAL FINISHES AVAIL AT NO UPCHARGE	OPTIONAL FINISHES AVAIL AT NO UPCHARGE	N/A	N/A	N/A
STANDARD CUSHION: ADDITIONAL CUSHION OPTIONS:	SPRING DOWN EXTRA FIRM - \$225	SPRING DOWN EXTRA FIRM - \$225	SPRING DOWN EXTRA FIRM - \$225	SPRING DOWN EXTRA FIRM - \$75	SPRING DOWN EXTRA FIRM - \$75	PREMIER DOWN EXTRA FIRM - \$75
PILLOW TYPE:	LOOSE PILLOW	LOOSE PILLOW	LOOSE PILLOW	LOOSE PILLOW	LOOSE PILLOW	TIGHT BACK
SPECIAL PROGRAM OPTIONS:	Choice of Turned or Tapered Leg; Choice of Welt or Double-Needle seam treatment	Choice of Turned or Tapered Leg; Choice of Welt or Double-Needle seam treatment	Choice of Turned or Tapered Leg; Choice of Welt or Double-Needle seam treatment	N/A	SWIVEL - STD MEMORY SWIVEL-AVAIL	SWIVEL - STD MEMORY SWIVEL-AVAIL
STANDARD RELEASE:	N/A	N/A	N/A	N/A	N/A	N/A
POWER RECLINE OPTIONS:	N/A	N/A	N/A	N/A	N/A	N/A
POWER UPCHARGES INCLUDE ALL MOTORIZED SEATS PER SKU						
STANDARD NAIL:	220/221/229-NAT#9 223 - N/A	220/221/229-NAT#9 223 - N/A	220/221/229-NAT#9 223 - N/A	NATURAL #9	N/A	NATURAL #54
NO NAIL OPTION:	220/221/229-AVAIL 223 - STD	220/221/229-AVAIL 223 - STD	220/221/229-AVAIL 223 - STD	NOT AVAILABLE	STANDARD	AVAILABLE
OVERALL DIMENSIONS:	SEE SCHEMATIC ON PAGES 87 - 89 FOR DIMENSIONS PER STYLE	SEE SCHEMATIC ON PAGES 87 - 89 FOR DIMENSIONS PER STYLE	SEE SCHEMATIC ON PAGES 87 - 89 FOR DIMENSIONS PER STYLE	W 35" D 40" H 34"	W 32 1/2" D 34 1/2" H 35"	W 32" D 37 1/2" H 34"
WEDGEWALL SPACE:						
SEAT HEIGHT:	21.5	21.5	21.5	19.5	20.5	20
SEAT DEPTH:	23	23	23	21	20	22.5
SEAT WIDTH:	71	65	75	21.5	23	19
ARM HEIGHT:	25.5	25.5	25.5	25.5	24.5	25
SEAT TO BACK HEIGHT:	15.5	15.5	15.5	14.5	14.5	14
DIST FRM WALL TO RECLNE:						
CHAIR IN FULL RECLINE:						
WEIGHT:	280	270	280	142	147	110
54 " PLAIN COM YDG.	22 1/2	17 1/4	24 1/4	7	6 1/2	6 3/4
CUBES:	120.34	120.34	120.34	44.22	44.22	44.22
FABRIC GRADE I / COM	6169	5909	6439	3009	2609	2409
FABRIC GRADE II	6499	6239	6769	3169	2769	2579
FABRIC GRADE III / COL	6829	6569	7099	3339	2939	2739
FABRIC GRADE IV	7159	6899	7429	3499	3099	2909
FABRIC GRADE V	7489	7229	7759	3669	3269	3069
FABRIC GRADE VI	7819	7559	8089	3829	3429	3239
MARRIED COVER						
LEATHER - GRADE 1	9039	7989	9209	4059	3469	3469
LEATHER - GRADE 2	9369	8319	9539	4229	3629	3629
LEATHER - GRADE 3	10029	8979	10199	4559	3959	3959
LEATHER - GRADE 4	10689	9639	10859	4889	4289	4289
LEATHER - NOVELTY	10529	9469	10689	5049	4459	4459
LEATHER - NOVELTY PREMIUM	11019	9969	11189	5549	4949	4949

ITEM NUMBER:	317-25SW TRAYNOR	318-OT CHRISTOPHER	318-25 CHRISTOPHER	318-25SW CHRISTOPHER	318-75 CHRISTOPHER	318-95 CHRISTOPHER
DESCRIPTION:	SWIVEL CHAIR 8-WAY HAND TIE	OTTOMAN	STATIONARY CHAIR 8-WAY HAND TIE	SWIVEL TUB CHAIR 8-WAY HAND TIE	STATIONARY LOVESEAT 8-WAY HAND TIE	STATIONARY SOFA 8-WAY HAND TIE
PROGRAM:	LUXURY ACCENTS	BYX (SEE PG 84 - 86)	BYX (SEE PG 84 - 86)	LUXURY ACCENTS		BYX (SEE PG 84 - 86)
STANDARD FINISH:	N/A	MH-MAHOGANY	MH-MAHOGANY	N/A	MH-MAHOGANY	MH-MAHOGANY
SEE PG 3 FOR A COMPLETE LIST OF AVAIL FINISHES	N/A	OPTIONAL FINISHES AVAIL AT NO UPCHARGE	OPTIONAL FINISHES AVAIL AT NO UPCHARGE	N/A	OPTIONAL FINISHES AVAIL AT NO UPCHARGE	OPTIONAL FINISHES AVAIL AT NO UPCHARGE
STANDARD CUSHION: ADDITIONAL CUSHION OPTIONS:	SPRING DOWN EXTRA FIRM - \$75	N/A	SPRING DOWN EXTRA FIRM - \$75	SPRING DOWN EXTRA FIRM - \$75	SPRING DOWN EXTRA FIRM - \$150	SPRING DOWN EXTRA FIRM - \$225
PILLOW TYPE:	BUSTLE BACK	N/A	LOOSE PILLOW	LOOSE PILLOW	LOOSE PILLOW	LOOSE PILLOW
SPECIAL PROGRAM OPTIONS:	SWIVEL - STD MEMORY SWIVEL-AVAIL	N/A	N/A	SWIVEL - STD MEMORY SWIVEL-AVAIL	N/A	N/A
STANDARD RELEASE:	N/A	N/A	N/A	N/A	N/A	N/A
POWER RECLINE OPTIONS:	N/A	N/A	N/A	N/A	N/A	N/A
POWER UPCHARGES INCLUDE ALL MOTORIZED SEATS PER SKU						
STANDARD NAIL:	N/A	NATURAL #9	NATURAL #9	NATURAL #9	NATURAL #9	NATURAL #9
NO NAIL OPTION:	STANDARD	AVAILABLE	AVAILABLE	AVAILABLE	AVAILABLE	AVAILABLE
OVERALL DIMENSIONS:	W 30 1/2" D 38 1/2" H 41 1/2"	W 27" D 20" H 18"	W 29 1/2" D 38" H 36"	W 29" D 38" H 36"	W 51 1/2" D 38" H 36"	W 74" D 38" H 36"
WEDGEWALL SPACE:						
SEAT HEIGHT:	20.5		20.5	20.5	20.5	20.5
SEAT DEPTH:	22.5		21.5	21.5	21.5	21.5
SEAT WIDTH:	23.5		22	22	44	66.5
ARM HEIGHT:	20.5		24	24	24	24
SEAT TO BACK HEIGHT:	21		15.5	15.5	15.5	15.5
DIST FRM WALL TO RECLNE:						
CHAIR IN FULL RECLINE:						
WEIGHT:	125	30	101	111	161	177
54 " PLAIN COM YDG.	7 1/2	3	7	7 1/4	10 3/4	15
CUBES:	44.22	11.71	44.22	44.22	90.23	120.34
FABRIC GRADE I / COM	3139	1109	2609	2939	4489	4849
FABRIC GRADE II	3299	1319	2769	3099	4819	5179
FABRIC GRADE III / COL	3469	1419	2939	3269	5149	5509
FABRIC GRADE IV	3629	1519	3099	3429	5479	5839
FABRIC GRADE V	3799	1619	3269	3599	5809	6169
FABRIC GRADE VI	3959	1719	3429	3759	6139	6499
MARRIED COVER		MARRIED COVER AVAILABLE. PRICING GRID ON PG 82 - 83	MARRIED COVER AVAILABLE. PRICING GRID ON PG 82 - 83	MARRIED COVER AVAILABLE. PRICING GRID ON PG 82 - 83		MARRIED COVER AVAILABLE. PRICING GRID ON PG 82 - 83
LEATHER - GRADE 1	4289	1549	3629	3999	6569	6929
LEATHER - GRADE 2	4459	1649	3799	4159	6899	7259
LEATHER - GRADE 3	4789	1849	4129	4489	7559	7919
LEATHER - GRADE 4	5119	2049	4459	4819	8219	8579
LEATHER - NOVELTY	5279	2349	4619	4989	8049	8419
LEATHER - NOVELTY PREMIUM	5779	2839	5119	5479	8549	8909

ITEM NUMBER:	335-25SW MILA	340-25SW MARIETTA	344-25SW ARTEMIS	358-OT FREDRICKSEN	358-25 FREDRICKSEN	358-25SW FREDRICKSEN
DESCRIPTION:	SWIVEL CHAIR	SWIVEL TUB CHAIR	SWIVEL CHAIR	OTTOMAN	STATIONARY CHAIR	SWIVEL CHAIR
PROGRAM:	LUXURY ACCENTS	LUXURY ACCENTS	LUXURY ACCENTS	LUXURY ACCENTS	LUXURY ACCENTS	LUXURY ACCENTS
STANDARD FINISH:	N/A	N/A	N/A	MH-MAHOGANY	MH-MAHOGANY	N/A
SEE PG 3 FOR A COMPLETE LIST OF AVAIL FINISHES	N/A	N/A	N/A	OPTIONAL FINISHES AVAIL AT NO UPCHARGE	OPTIONAL FINISHES AVAIL AT NO UPCHARGE	N/A
STANDARD CUSHION: ADDITIONAL CUSHION OPTIONS:	SPRING DOWN EXTRA FIRM - \$75	PREMIER DOWN EXTRA FIRM - \$75	SPRING DOWN EXTRA FIRM - \$75	N/A	SPRING DOWN EXTRA FIRM - \$75	SPRING DOWN EXTRA FIRM - \$75
PILLOW TYPE:	TIGHT BACK	TIGHT BACK	TIGHT BACK W/ TOSS PILLOWS	N/A	TIGHT BACK	TIGHT BACK
SPECIAL PROGRAM OPTIONS:	SWIVEL - STD MEMORY SWIVEL-AVAIL	SWIVEL - STD MEMORY SWIVEL-AVAIL UPCHARGE TO SWIVEL GLIDER - \$150	SWIVEL - STD MEMORY SWIVEL-AVAIL	N/A	N/A	SWIVEL - STD MEMORY SWIVEL-AVAIL
STANDARD RELEASE:	N/A	N/A	N/A	N/A	N/A	N/A
POWER RECLINE OPTIONS:	N/A	N/A	N/A	N/A	N/A	N/A
POWER UPCHARGES INCLUDE ALL MOTORIZED SEATS PER SKU						
STANDARD NAIL:	N/A	NATURAL #9	N/A	NATURAL #9	NATURAL #9	NATURAL #9
NO NAIL OPTION:	STANDARD	AVAILABLE	STANDARD	N/A	N/A	N/A
OVERALL DIMENSIONS:	W 32 1/2" D 33 1/2" H 34"	W 35" D 35" H 32"	W 41" D 40" H 31 1/2"	W 27" D 20" H 17 1/2"	W 31" D 39" H 35"	W 31" D 39" H 35"
WEDGEWALL SPACE:						
SEAT HEIGHT:	19	19	20.5		20	20
SEAT DEPTH:	22.5	20.5	27.5 / 21.5		23	23
SEAT WIDTH:	21	20.5	32.5		22.5	22.5
ARM HEIGHT:	29.5	29.5	25.5		25.5	25.5
SEAT TO BACK HEIGHT:	15	13	11		15	15
DIST FRM WALL TO RECLNE: CHAIR IN FULL RECLINE:						
WEIGHT:	111	110	141	30	101	111
54 " PLAIN COM YDG.	6 3/4	6	9	3	6	6 1/2
CUBES:	44.22	44.22	49.57	11.71	44.22	44.22
FABRIC GRADE I / COM	2939	2409	3469	1089	2769	2939
FABRIC GRADE II	3099	2579	3629	1189	2939	3099
FABRIC GRADE III / COL	3269	2739	3799	1289	3099	3269
FABRIC GRADE IV	3429	2909	3959	1389	3269	3429
FABRIC GRADE V	3599	3069	4129	1489	3429	3599
FABRIC GRADE VI	3759	3239	4289	1589	3599	3759
MARRIED COVER						
LEATHER - GRADE 1	3629	3299	4329	1389	3469	3629
LEATHER - GRADE 2	3799	3469	4489	1489	3629	3799
LEATHER - GRADE 3	4129	3799	4819	1689	3959	4129
LEATHER - GRADE 4	4459	4129	5149	1879	4289	4459
LEATHER - NOVELTY	4619	4289	5319	2179	4459	4619
LEATHER - NOVELTY PREMIUM	5119	4789	5809	2679	4949	5119

ITEM NUMBER:	360-25SW AMOS	406-OT BARNABUS	406-25 BARNABUS	406-25SW BARNABUS	406-75 BARNABUS	406-95 BARNABUS
DESCRIPTION:	SWIVEL CHAIR 8-WAY HAND TIE	OTTOMAN	CLUB CHAIR 8-WAY HAND TIE	SWIVEL CHAIR 8-WAY HAND TIE	LOVESEAT 8-WAY HAND TIE	STATIONARY SOFA 8-WAY HAND TIE
PROGRAM:	LUXURY ACCENTS	LUXURY ACCENTS	LUXURY ACCENTS	LUXURY ACCENTS		
STANDARD FINISH:	N/A	MH-MAHOGANY	MH-MAHOGANY	N/A	MH-MAHOGANY	MH-MAHOGANY
SEE PG 3 FOR A COMPLETE LIST OF AVAIL FINISHES	N/A	OPTIONAL FINISHES AVAIL AT NO UPCHARGE	OPTIONAL FINISHES AVAIL AT NO UPCHARGE	N/A	OPTIONAL FINISHES AVAIL AT NO UPCHARGE	OPTIONAL FINISHES AVAIL AT NO UPCHARGE
STANDARD CUSHION: ADDITIONAL CUSHION OPTIONS:	SPRING DOWN EXTRA FIRM - \$75	N/A	SPRING DOWN EXTRA FIRM - \$75	SPRING DOWN EXTRA FIRM - \$75	SPRING DOWN EXTRA FIRM - \$150	SPRING DOWN EXTRA FIRM - \$225
PILLOW TYPE:	TIGHT BACK	N/A	TIGHT CHANNEL BACK	TIGHT CHANNEL BACK	TIGHT CHANNEL BACK	TIGHT CHANNEL BACK
SPECIAL PROGRAM OPTIONS:	N/A	N/A	N/A	SWIVEL - STD MEMORY SWIVEL-AVAIL	N/A	N/A
STANDARD RELEASE:	N/A	N/A	N/A	N/A	N/A	N/A
POWER RECLINE OPTIONS:	N/A	N/A	N/A	N/A	N/A	N/A
POWER UPCHARGES INCLUDE ALL MOTORIZED SEATS PER SKU						
STANDARD NAIL:	N/A	N/A	N/A	N/A	N/A	N/A
NO NAIL OPTION:	STANDARD	STANDARD	STANDARD	STANDARD	STANDARD	STANDARD
OVERALL DIMENSIONS:	W 31" D 34" H 36"	W 23" D 17 1/2" H 17"	W 27 1/2" D 35" H 36"	W 27 1/2" D 35" H 36"	W 55" D 35" H 36"	W 78" D 35" H 36"
WEDGEWALL SPACE:						
SEAT HEIGHT:	20.5		20.5	20.5	20.5	20.5
SEAT DEPTH:	23		20.5	20	20.5	20.5
SEAT WIDTH:	25.5		20	20	47	70
ARM HEIGHT:	36		27	27	27	27
SEAT TO BACK HEIGHT:	15.5		15.5	15.5	15.5	15.5
DIST FRM WALL TO RECLNE: CHAIR IN FULL RECLINE:						
WEIGHT:	126	38	104	151	232	270
54 " PLAIN COM YDG.	6	2 1/2	5 1/2	6	8 3/4	11 1/4
CUBES:	44.22	11.71	44.22	44.22	90.23	120.34
FABRIC GRADE I / COM	2769	1489	2409	2609	4949	5379
FABRIC GRADE II	2939	1589	2579	2769	5279	5709
FABRIC GRADE III / COL	3099	1689	2739	2939	5609	6039
FABRIC GRADE IV	3269	1779	2909	3099	5939	6369
FABRIC GRADE V	3429	1879	3069	3269	6269	6699
FABRIC GRADE VI	3599	1979	3239	3429	6599	7029
MARRIED COVER						
LEATHER - GRADE 1	3469	1919	3099	3299	6169	6569
LEATHER - GRADE 2	3629	2019	3269	3469	6499	6899
LEATHER - GRADE 3	3959	2209	3599	3799	7159	7559
LEATHER - GRADE 4	4289	2409	3929	4129	7819	8219
LEATHER - NOVELTY	4459	2709	4089	4289	7659	8049
LEATHER - NOVELTY PREMIUM	4949	3199	4589	4789	8149	8549

ITEM NUMBER:	408-OT	408-25	411-OT	411-OTSW	411-25	411-25SW
DESCRIPTION:	GALLIN OTTOMAN	GALLIN CLUB CHAIR	ROEN OTTOMAN	ROEN SWIVEL OTTOMAN	ROEN STATIONARY CHAIR 8-WAY HAND TIE	ROEN SWIVEL TUB CHAIR
PROGRAM:	LUXURY ACCENTS	LUXURY ACCENTS	LUXURY ACCENTS	LUXURY ACCENTS	LUXURY ACCENTS	LUXURY ACCENTS
STANDARD FINISH:	MH-MAHOGANY	MH-MAHOGANY	MH-MAHOGANY	N/A	MH-MAHOGANY	N/A
SEE PG 3 FOR A COMPLETE LIST OF AVAIL FINISHES	OPTIONAL FINISHES AVAIL AT NO UPCHARGE	OPTIONAL FINISHES AVAIL AT NO UPCHARGE	OPTIONAL FINISHES AVAIL AT NO UPCHARGE	N/A	OPTIONAL FINISHES AVAIL AT NO UPCHARGE	N/A
STANDARD CUSHION: ADDITIONAL CUSHION OPTIONS:	N/A	SPRING DOWN EXTRA FIRM - \$75	N/A	N/A	SPRING DOWN EXTRA FIRM - \$75	SPRING DOWN EXTRA FIRM - \$75
PILLOW TYPE:	N/A	TIGHT/BUTTONS	N/A	N/A	SEMI-ATTACHED	SEMI-ATTACHED
SPECIAL PROGRAM OPTIONS:	N/A	N/A	N/A	Choice of Gun Metal or Pewter Base	N/A	Choice of Gun Metal or Pewter Base
STANDARD RELEASE:	N/A	N/A	N/A		N/A	N/A
POWER RECLINE OPTIONS:	N/A	N/A	N/A	N/A	N/A	N/A
POWER UPCHARGES INCLUDE ALL MOTORIZED SEATS PER SKU						
STANDARD NAIL:	N/A	N/A	N/A	N/A	N/A	N/A
NO NAIL OPTION:	STANDARD	STANDARD	STANDARD	STANDARD	STANDARD	STANDARD
OVERALL DIMENSIONS:	W 24" D 18" H 18 1/2"	W 31" D 39 1/2" H 45 1/2"	W 24" D 18" H 18"	W 24" D 18" H 18"	W 31" D 39" H 42 1/2"	W 31" D 39" H 42 1/2"
WEDGEWALL SPACE:						
SEAT HEIGHT:		20.5			21	21
SEAT DEPTH:		23			22	22
SEAT WIDTH:		20.5			23	23
ARM HEIGHT:		23.5			25	25
SEAT TO BACK HEIGHT:		25			21.5	21.5
DIST FRM WALL TO RECLNE:						
CHAIR IN FULL RECLINE:						
WEIGHT:	35	137	36	36	86	127
54 " PLAIN COM YDG.	3 1/2	6 1/4	2 1/4	2 1/4	6 1/2	6 1/2
CUBES:	11.71	44.22	11.71	11.71	44.22	44.22
FABRIC GRADE I / COM	1319	2769	1289	1549	3099	3629
FABRIC GRADE II	1419	2939	1389	1649	3269	3799
FABRIC GRADE III / COL	1519	3099	1489	1749	3429	3959
FABRIC GRADE IV	1619	3269	1589	1849	3599	4129
FABRIC GRADE V	1719	3429	1689	1949	3759	4289
FABRIC GRADE VI	1819	3599	1779	2049	3929	4459
MARRIED COVER						
LEATHER - GRADE 1	1879	3469	1389	1779	3799	4329
LEATHER - GRADE 2	1979	3629	1489	1879	3959	4489
LEATHER - GRADE 3	2179	3959	1689	2079	4289	4819
LEATHER - GRADE 4	2379	4289	1879	2279	4619	5149
LEATHER - NOVELTY	2679	4459	2179	2579	4789	5319
LEATHER - NOVELTY PREMIUM	3169	4949	2679	3069	5279	5809

ITEM NUMBER:	420-OT CARLEE	420-25 CARLEE	421-OT PATRICK	421-25 PATRICK	429-25SW NICO	430-25SW BRYNLEY
DESCRIPTION:	OTTOMAN	CLUB CHAIR	OTTOMAN	CLUB CHAIR	SWIVEL CHAIR 8-WAY HAND TIE	SWIVEL CHAIR 8-WAY HAND TIE
PROGRAM:	LUXURY ACCENTS	LUXURY ACCENTS	LUXURY ACCENTS	LUXURY ACCENTS	LUXURY ACCENTS	LUXURY ACCENTS
STANDARD FINISH:	MH-MAHOGANY	MH-MAHOGANY	MH-MAHOGANY	MH-MAHOGANY	N/A	N/A
SEE PG 3 FOR A COMPLETE LIST OF AVAIL FINISHES	OPTIONAL FINISHES AVAIL AT NO UPCHARGE	OPTIONAL FINISHES AVAIL AT NO UPCHARGE	OPTIONAL FINISHES AVAIL AT NO UPCHARGE	OPTIONAL FINISHES AVAIL AT NO UPCHARGE	N/A	N/A
STANDARD CUSHION: ADDITIONAL CUSHION OPTIONS:	N/A	SPRING DOWN EXTRA FIRM - \$75	N/A	SPRING DOWN EXTRA FIRM - \$75	SPRING DOWN EXTRA FIRM - \$75	SPRING DOWN EXTRA FIRM - \$75
PILLOW TYPE:	N/A	TUFTED BACK	N/A	TIGHT BACK	TIGHT BACK	TIGHT BACK
SPECIAL PROGRAM OPTIONS:	N/A	N/A	N/A	N/A	SWIVEL - STD MEMORY SWIVEL-AVAIL	SWIVEL - STD MEMORY SWIVEL-AVAIL
STANDARD RELEASE:	N/A	N/A	N/A	N/A	N/A	N/A
POWER RECLINE OPTIONS:	N/A	N/A	N/A	N/A	N/A	N/A
POWER UPCHARGES INCLUDE ALL MOTORIZED SEATS PER SKU						
STANDARD NAIL:	NATURAL #9	NATURAL #9	NATURAL #9	NATURAL #9	N/A	NATURAL #9
NO NAIL OPTION:	AVAILABLE	AVAILABLE	N/A	N/A	STANDARD	UNAVAILABLE
OVERALL DIMENSIONS:	W 25" D 19" H 17 1/2"	W 28 1/2" D 32 1/2" H 36"	W 29" D 22" H 17"	W 35" D 36" H 33"	W 31" D 38" H 33"	W 33" D 39" H 36 1/2"
WEDGEWALL SPACE:						
SEAT HEIGHT:		20		20.5	19	20.5
SEAT DEPTH:		22.5		23	22.5	23
SEAT WIDTH:		21		22	22.5	23
ARM HEIGHT:		24.5		25	25	22
SEAT TO BACK HEIGHT:		16		12.5	14	16
DIST FRM WALL TO RECLNE: CHAIR IN FULL RECLINE:						
WEIGHT:	30	106	30	112	111	126
54 " PLAIN COM YDG.	3 1/4	6 1/4	3 1/4	7 1/4	6 1/2	6 1/2
CUBES:	11.71	44.22	11.71	44.22	44.22	44.22
FABRIC GRADE I / COM	1029	2769	1029	2769	2769	2769
FABRIC GRADE II	1119	2939	1119	2939	2939	2939
FABRIC GRADE III / COL	1109	3099	1109	3099	3099	3099
FABRIC GRADE IV	1319	3269	1319	3269	3269	3269
FABRIC GRADE V	1419	3429	1419	3429	3429	3429
FABRIC GRADE VI	1519	3599	1519	3599	3599	3599
MARRIED COVER						
LEATHER - GRADE 1	1549	3629	1549	3469	3469	3469
LEATHER - GRADE 2	1649	3799	1649	3629	3629	3629
LEATHER - GRADE 3	1849	4129	1849	3959	3959	3959
LEATHER - GRADE 4	2049	4459	2049	4289	4289	4289
LEATHER - NOVELTY	2349	4619	2349	4459	4459	4459
LEATHER - NOVELTY PREMIUM	2839	5119	2839	4949	4949	4949

ITEM NUMBER:	431-25SW LORELAI	432-25SW KAISEN	434-OT DRUE	434-25 DRUE	436-OT ATTISON	436-25 ATTISON
DESCRIPTION:	SWIVEL CHAIR 8-WAY HAND TIE	SWIVEL CHAIR 8-WAY HAND TIE	OTTOMAN	CLUB CHAIR	OTTOMAN	CLUB CHAIR
PROGRAM:	LUXURY ACCENTS	LUXURY ACCENTS	LUXURY ACCENTS	LUXURY ACCENTS	LUXURY ACCENTS	LUXURY ACCENTS
STANDARD FINISH:	N/A	N/A	MH-MAHOGANY	MH-MAHOGANY	MH-MAHOGANY	MH-MAHOGANY
SEE PG 3 FOR A COMPLETE LIST OF AVAIL FINISHES	N/A	N/A	OPTIONAL FINISHES AVAIL AT NO UPCHARGE	OPTIONAL FINISHES AVAIL AT NO UPCHARGE	OPTIONAL FINISHES AVAIL AT NO UPCHARGE	OPTIONAL FINISHES AVAIL AT NO UPCHARGE
STANDARD CUSHION: ADDITIONAL CUSHION OPTIONS:	SPRING DOWN EXTRA FIRM - \$75	SPRING DOWN EXTRA FIRM - \$75	N/A	SPRING DOWN EXTRA FIRM - \$75	N/A	SPRING DOWN EXTRA FIRM - \$75
PILLOW TYPE:	TIGHT BACK	LOOSE PILLOW	N/A	TIGHT BACK	N/A	SEMI-ATTACHED
SPECIAL PROGRAM OPTIONS:	SWIVEL - STD MEMORY SWIVEL-AVAIL	SWIVEL - STD MEMORY SWIVEL-AVAIL	N/A	N/A	N/A	N/A
STANDARD RELEASE:	N/A	N/A	N/A	N/A	N/A	N/A
POWER RECLINE OPTIONS:	N/A	N/A	N/A	N/A	N/A	N/A
POWER UPCHARGES INCLUDE ALL MOTORIZED SEATS PER SKU						
STANDARD NAIL:	N/A	NAT #9 - AVAILABLE W/ UPCHARGE - \$50	N/A	NATURAL #6	N/A	NATURAL #6
NO NAIL OPTION:	STANDARD	STANDARD	STANDARD	UNAVAILABLE	STANDARD	UNAVAILABLE
OVERALL DIMENSIONS:	W 32" D 33" H 30 1/2"	W 28" D 36" H 34"	W 26" D 19" H 17"	W 29" D 36 1/2" H 37"	W 27" D 20" H 17 1/2"	W 31 1/2" D 39 1/2" H 37 1/2"
WEDGEWALL SPACE:						
SEAT HEIGHT:	20	20.5		20		20.5
SEAT DEPTH:	20.5	22		22		22.5
SEAT WIDTH:	24	22.5		21.5		22
ARM HEIGHT:	27			25.5		25
SEAT TO BACK HEIGHT:	10.5	13.5		17		17
DIST FRM WALL TO RECLNE:						
CHAIR IN FULL RECLINE:						
WEIGHT:	121	116	46	101	35	91
54 " PLAIN COM YDG.	6 1/4	7	2 1/2	6	3	6
CUBES:	44.22	44.22	11.71	44.22	11.71	44.22
FABRIC GRADE I / COM	2769	2769	1029	2609	1029	2409
FABRIC GRADE II	2939	2939	1119	2769	1119	2579
FABRIC GRADE III / COL	3099	3099	1109	2939	1109	2739
FABRIC GRADE IV	3269	3269	1319	3099	1319	2909
FABRIC GRADE V	3429	3429	1419	3269	1419	3069
FABRIC GRADE VI	3599	3599	1519	3429	1519	3239
MARRIED COVER						
LEATHER - GRADE 1	3469	3469	1109	3469	1109	3469
LEATHER - GRADE 2	3629	3629	1319	3629	1319	3629
LEATHER - GRADE 3	3959	3959	1519	3959	1519	3959
LEATHER - GRADE 4	4289	4289	1719	4289	1719	4289
LEATHER - NOVELTY	4459	4459	2019	4459	2019	4459
LEATHER - NOVELTY PREMIUM	4949	4949	2509	4949	2509	4949

ITEM NUMBER:	442-OT MONACO	442-25 MONACO	445-25 AURORA	448-OT OLIVER	448-25 OLIVER	448-25SW OLIVER
DESCRIPTION:	OTTOMAN	CLUB CHAIR 8-WAY HAND TIE	STATIONARY CHAIR 8-WAY HAND TIE	OTTOMAN	STATIONARY CHAIR 8-WAY HAND TIE	SWIVEL CHAIR
PROGRAM:	LUXURY ACCENTS	LUXURY ACCENTS	LUXURY ACCENTS			
STANDARD FINISH:	MH-MAHOGANY	MH-MAHOGANY	MH-MAHOGANY	MH-MAHOGANY	MH-MAHOGANY	N/A
SEE PG 3 FOR A COMPLETE LIST OF AVAIL FINISHES	OPTIONAL FINISHES AVAIL AT NO UPCHARGE	OPTIONAL FINISHES AVAIL AT NO UPCHARGE	OPTIONAL FINISHES AVAIL AT NO UPCHARGE	OPTIONAL FINISHES AVAIL AT NO UPCHARGE	OPTIONAL FINISHES AVAIL AT NO UPCHARGE	N/A
STANDARD CUSHION: ADDITIONAL CUSHION OPTIONS:	N/A	SPRING DOWN EXTRA FIRM - \$75	PREMIER DOWN EXTRA FIRM - \$75	N/A	SPRING DOWN EXTRA FIRM - \$75	SPRING DOWN EXTRA FIRM - \$75
PILLOW TYPE:	N/A	SEMI-ATTACHED	TIGHT BACK	N/A	LOOSE PILLOW	LOOSE PILLOW
SPECIAL PROGRAM OPTIONS:	N/A	N/A	N/A	N/A	N/A	SWIVEL - STD MEMORY SWIVEL-AVAIL
STANDARD RELEASE:	N/A	N/A	N/A	N/A	N/A	N/A
POWER RECLINE OPTIONS:	N/A	N/A	N/A	N/A	N/A	N/A
POWER UPCHARGES INCLUDE ALL MOTORIZED SEATS PER SKU						
STANDARD NAIL:	NATURAL #9	NATURAL #9	NATURAL #9	NATURAL #9	NATURAL #9	NATURAL #9
NO NAIL OPTION:	UNAVAILABLE	UNAVAILABLE	NOT AVAILABLE	AVAILABLE	AVAILABLE	AVAILABLE
OVERALL DIMENSIONS:	W 27" D 20" H 18"	W 33 1/2" D 34" H 36 1/2"	W 31 1/2" D 37 1/2" H 43 1/2"	W 26" D 20" H 17 1/2"	W 35 1/2" D 39" H 36"	W 35 1/2" D 39" H 36"
WEDGEWALL SPACE:						
SEAT HEIGHT:			21		20.5	20.5
SEAT DEPTH:			22		22	22
SEAT WIDTH:			21		21.5	21.5
ARM HEIGHT:			24.5		24.5	24.5
SEAT TO BACK HEIGHT:			22.5		15.5	15.5
DIST FRM WALL TO RECLNE:						
CHAIR IN FULL RECLINE:						
WEIGHT:			117		106	126
54 " PLAIN COM YDG.	3 1/4	7	7 1/4	35 3	8 1/4	8.5
CUBES:		49.57	44.22	11.71	44.22	44.22
FABRIC GRADE I / COM	1319	2639	2769	4489	3099	3339
FABRIC GRADE II	1419	2809	2939	1449	3269	3499
FABRIC GRADE III / COL	1519	2969	3099	1549	3429	3669
FABRIC GRADE IV	1619	3139	3269	1649	3599	3829
FABRIC GRADE V	1719	3299	3429	1749	3759	3999
FABRIC GRADE VI	1819	3469	3599	1849	3929	4159
MARRIED COVER				MARRIED COVER AVAILABLE. PRICING GRID ON PG 82 - 83	MARRIED COVER AVAILABLE. PRICING GRID ON PG 82 - 83	MARRIED COVER AVAILABLE. PRICING GRID ON PG 82 - 83
LEATHER - GRADE 1	1649	3629	3629	1719	4159	4359
LEATHER - GRADE 2	1749	3799	3799	1819	4329	4519
LEATHER - GRADE 3	1949	4129	4129	2019	4659	4849
LEATHER - GRADE 4	2149	4459	4459	2209	4989	5179
LEATHER - NOVELTY	2439	4619	4619	2509	5149	5349
LEATHER - NOVELTY PREMIUM	2939	5119	5119	3009	5649	5839



ITEM NUMBER:	448-75 OLIVER	448-95 OLIVER	451-25SW ADRIAN	453-25 LAKEN	454-25 RIVERSIDE	457-25SW CARTER
DESCRIPTION:	STATIONARY LOVESEAT 8-WAY HAND TIE	STATIONARY SOFA 8-WAY HAND TIE	SWIVEL CHAIR 8-WAY HAND TIE	EXPOSED WOOD CHAIR 8-WAY HAND TIE	EXPOSED WOOD CHAIR 8-WAY HAND TIE	SWIVEL CHAIR
PROGRAM:			LUXURY ACCENTS	LUXURY ACCENTS	LUXURY ACCENTS	LUXURY ACCENTS
STANDARD FINISH:	MH-MAHOGANY	MH-MAHOGANY	N/A	MH-MAHOGANY	MH-MAHOGANY	N/A
SEE PG 3 FOR A COMPLETE LIST OF AVAIL FINISHES	OPTIONAL FINISHES AVAIL AT NO UPCHARGE	OPTIONAL FINISHES AVAIL AT NO UPCHARGE	N/A	OPTIONAL FINISHES AVAIL AT NO UPCHARGE	OPTIONAL FINISHES AVAIL AT NO UPCHARGE	N/A
STANDARD CUSHION: ADDITIONAL CUSHION OPTIONS:	SPRING DOWN EXTRA FIRM - \$150	SPRING DOWN EXTRA FIRM - \$225	SPRING DOWN EXTRA FIRM - \$75	SPRING DOWN EXTRA FIRM - \$75	TIGHT POLY SEAT	SPRING DOWN EXTRA FIRM - \$75
PILLOW TYPE:	LOOSE PILLOW	LOOSE PILLOW	TIGHT BACK	TIGHT BACK	LOOSE PILLOW	LOOSE PILLOW
SPECIAL PROGRAM OPTIONS:	N/A	N/A	N/A	N/A	N/A	SWIVEL - STD MEMORY SWIVEL-AVAIL
STANDARD RELEASE:	N/A	N/A	N/A	N/A	N/A	N/A
POWER RECLINE OPTIONS:	N/A	N/A	N/A	N/A	N/A	N/A
POWER UPCHARGES INCLUDE ALL MOTORIZED SEATS PER SKU						
STANDARD NAIL:	NATURAL #9	NATURAL #9	N/A	# 54 NATURAL	N/A	N/A
NO NAIL OPTION:	AVAILABLE	AVAILABLE	STANDARD	UNAVAILABLE	STANDARD	STANDARD
OVERALL DIMENSIONS:	W 63 1/2" D 39" H 36"	W 88 1/2" D 39" H 36"	W 36" D 36" H 31"	W 30 1/2" D 33 1/2" H 34"	W 35 1/2" D 35 1/2" H 29"	W 37 1/2" D 36" H 32"
WEDGEWALL SPACE:						
SEAT HEIGHT:	20.5	20.5	20	21.5	20.5	20
SEAT DEPTH:	22	22	23	22.5	24	22
SEAT WIDTH:	49	74	27	24.5	23.5	24
ARM HEIGHT:	24.5	24.5	25	24.5	29	24.5
SEAT TO BACK HEIGHT:	15.5	16.5	11	12.5	8.5	12
DIST FRM WALL TO RECLNE:						
CHAIR IN FULL RECLINE:						
WEIGHT:	136	222	116	125	125	101
54 " PLAIN COM YDG.	14 1/2	18	6	4 1/4	6	7 1/2
CUBES:	90.23	120.34	44.22	49.57	49.57	44.22
FABRIC GRADE I / COM	5709	6069	3099	2639	3299	2769
FABRIC GRADE II	6039	6399	3269	2809	3469	2939
FABRIC GRADE III / COL	6369	6729	3429	2969	3629	3099
FABRIC GRADE IV	6699	7059	3599	3139	3799	3269
FABRIC GRADE V	7029	7389	3759	3299	3959	3429
FABRIC GRADE VI	7359	7719	3929	3469	4129	3599
MARRIED COVER		MARRIED COVER AVAILABLE. PRICING GRID ON PG 82 - 83				
LEATHER - GRADE 1	7459	7789	3799	3299	4289	3469
LEATHER - GRADE 2	7789	8119	3959	3469	4459	3629
LEATHER - GRADE 3	8449	8779	4289	3799	4789	3959
LEATHER - GRADE 4	9109	9439	4619	4129	5119	4289
LEATHER - NOVELTY	8949	9279	4789	4289	5279	4459
LEATHER - NOVELTY PREMIUM	9439	9769	5279	4789	5779	4949

ITEM NUMBER:	458-25SW AISLEY	463-OTT KIRBY	463-25 KIRBY	474-25 ARI	477-OT NOAH	477-25 NOAH
DESCRIPTION:	SWIVEL CHAIR	OTTOMAN	STATIONARY CHAIR 8-WAY HAND TIE	METAL CHAIR	OTTOMAN	STATIONARY CHAIR 8-WAY HAND TIE
PROGRAM:	LUXURY ACCENTS	LUXURY ACCENTS	LUXURY ACCENTS	LUXURY ACCENTS		
STANDARD FINISH:	N/A	MH-MAHOGANY	MH-MAHOGANY	N/A	MH-MAHOGANY	MH-MAHOGANY
SEE PG 3 FOR A COMPLETE LIST OF AVAIL FINISHES	N/A	OPTIONAL FINISHES AVAIL AT NO UPCHARGE	OPTIONAL FINISHES AVAIL AT NO UPCHARGE	N/A	OPTIONAL FINISHES AVAIL AT NO UPCHARGE	OPTIONAL FINISHES AVAIL AT NO UPCHARGE
STANDARD CUSHION: ADDITIONAL CUSHION OPTIONS:	SPRING DOWN EXTRA FIRM - \$75	N/A	PREMIER DOWN EXTRA FIRM - \$75	TIGHT POLY SEAT	N/A	SPRING DOWN EXTRA FIRM - \$75
PILLOW TYPE:	TIGHT BACK	N/A	TUFTED	LOOSE PILLOW	N/A	LOOSE PILLOW
SPECIAL PROGRAM OPTIONS:	SWIVEL - STD MEMORY SWIVEL-AVAIL	Choice of Turned or Tapered Leg	Choice of Turned or Tapered Leg	N/A	N/A	N/A
STANDARD RELEASE:	N/A	N/A	N/A	N/A	N/A	N/A
POWER RECLINE OPTIONS:	N/A	N/A	N/A	N/A	N/A	N/A
POWER UPCHARGES INCLUDE ALL MOTORIZED SEATS PER SKU						
STANDARD NAIL:	N/A	NATURAL #54	NATURAL #9/#54	N/A	NATURAL #54	NATURAL #54
NO NAIL OPTION:	STANDARD	AVAILABLE	AVAILABLE	STANDARD	AVAILABLE	AVAILABLE
OVERALL DIMENSIONS:	W 34 1/2" D 35 1/2" H 35"	W 22" D 16" H 17"	W 35 1/2" D 39" H 36"	W D H	W 34 1/2" D 28 1/2" H 17 1/2"	W 45" D 40" H 38"
WEDGEWALL SPACE:						
SEAT HEIGHT:	20.5		19			21
SEAT DEPTH:	22.5		23.5			23
SEAT WIDTH:	20.5		19.5			28
ARM HEIGHT:	26.5		26			27
SEAT TO BACK HEIGHT:	14.5		17			17
DIST FRM WALL TO RECLNE: CHAIR IN FULL RECLINE:						
WEIGHT:	101	35	117		45	131
54 " PLAIN COM YDG.	6 1/2	2 1/2	7 1/4	4 1/2	3.75	10
CUBES:	44.22	11.71	44.22		11.71	44.22
FABRIC GRADE I / COM	2769	1319	3299	2479	1919	3799
FABRIC GRADE II	2939	1419	3469	2639	2019	3959
FABRIC GRADE III / COL	3099	1519	3629	2809	2109	4129
FABRIC GRADE IV	3269	1619	3799	2969	2209	4289
FABRIC GRADE V	3429	1719	3959	3139	2309	4459
FABRIC GRADE VI	3599	1819	4129	3299	2409	4619
MARRIED COVER						
LEATHER - GRADE 1	3799	1689	4329	2969	2179	5079
LEATHER - GRADE 2	3959	1779	4489	3139	2279	5249
LEATHER - GRADE 3	4289	1979	4819	3469	2479	5579
LEATHER - GRADE 4	4619	2179	5149	3799	2679	5909
LEATHER - NOVELTY	4789	2479	5319	3959	2969	6069
LEATHER - NOVELTY PREMIUM	5279	2969	5809	4459	3469	6569

ITEM NUMBER:	477-86	477-95	478-OT	478-25	478-75	478-95
DESCRIPTION:	NOAH STATIONARY STUDIO SOFA 8-WAY HAND TIE	NOAH STATIONARY SOFA 8-WAY HAND TIE	BARKER OTTOMAN	BARKER STATIONARY CHAIR 8-WAY HAND TIE	BARKER STATIONARY LOVESEAT 8-WAY HAND TIE	BARKER STATIONARY SOFA 8-WAY HAND TIE
PROGRAM:						
STANDARD FINISH:	MH-MAHOGANY	MH-MAHOGANY	MH-MAHOGANY	MH-MAHOGANY	MH-MAHOGANY	MH-MAHOGANY
SEE PG 3 FOR A COMPLETE LIST OF AVAIL FINISHES	OPTIONAL FINISHES AVAIL AT NO UPCHARGE	OPTIONAL FINISHES AVAIL AT NO UPCHARGE	OPTIONAL FINISHES AVAIL AT NO UPCHARGE	OPTIONAL FINISHES AVAIL AT NO UPCHARGE	OPTIONAL FINISHES AVAIL AT NO UPCHARGE	OPTIONAL FINISHES AVAIL AT NO UPCHARGE
STANDARD CUSHION: ADDITIONAL CUSHION OPTIONS:	SPRING DOWN EXTRA FIRM - \$225	SPRING DOWN EXTRA FIRM - \$225	N/A	SPRING DOWN EXTRA FIRM - \$75	SPRING DOWN EXTRA FIRM - \$150	SPRING DOWN EXTRA FIRM - \$225
PILLOW TYPE:	LOOSE PILLOW	LOOSE PILLOW	N/A	LOOSE PILLOW	LOOSE PILLOW	LOOSE PILLOW
SPECIAL PROGRAM OPTIONS:	N/A	N/A	N/A	N/A	N/A	N/A
STANDARD RELEASE:	N/A	N/A	N/A	N/A	N/A	N/A
POWER RECLINE OPTIONS:	N/A	N/A	N/A	N/A	N/A	N/A
POWER UPCHARGES INCLUDE ALL MOTORIZED SEATS PER SKU						
STANDARD NAIL:	NATURAL #54	NATURAL #54	N/A	N/A	N/A	N/A
NO NAIL OPTION:	AVAILABLE	AVAILABLE	STANDARD	STANDARD	STANDARD	STANDARD
OVERALL DIMENSIONS:	W 76" D 40" H 38"	W 96" D 40" H 38"	W 31" D 23" H 18"	W 36" D 42" H 40"	W D 42" H 40"	W 93 1/2" D 42" H 40"
WEDGEWALL SPACE:						
SEAT HEIGHT:	21	21		21	21	21
SEAT DEPTH:	23	23		24	24	24
SEAT WIDTH:	59	79		25		83
ARM HEIGHT:	27	27		24.5	24.5	24.5
SEAT TO BACK HEIGHT:	17	17		19	19	19
DIST FRM WALL TO RECLNE:						
CHAIR IN FULL RECLINE:						
WEIGHT:	187	247	40	106	161	232
54 " PLAIN COM YDG.	17 1/4	17 1/2	2 3/4	6 3/4	16 1/4	23
CUBES:	120.34	120.34	11.71	44.20	90.23	120.34
FABRIC GRADE I / COM	6539	6899	1289	2939	5549	5879
FABRIC GRADE II	6869	7229	1389	3099	5879	6209
FABRIC GRADE III / COL	7199	7559	1489	3269	6209	6539
FABRIC GRADE IV	7529	7889	1589	3429	6539	6869
FABRIC GRADE V	7859	8219	1689	3599	6869	7199
FABRIC GRADE VI	8189	8549	1779	3759	7199	7529
MARRIED COVER						
LEATHER - GRADE 1	8379	8709	1549	3799	7259	7629
LEATHER - GRADE 2	8709	9039	1649	3959	7589	7959
LEATHER - GRADE 3	9369	9699	1849	4289	8249	8919
LEATHER - GRADE 4	10029	10359	2049	4619	8909	9279
LEATHER - NOVELTY	9869	10199	2349	4789	8749	9109
LEATHER - NOVELTY PREMIUM	10359	10689	2839	5279	9239	9609

ITEM NUMBER:	486-OT BARNABUS	486-25 BARNABUS	486-75 BARNABUS	486-95 BARNABUS	517-OT JADEN	517-25 JADEN
DESCRIPTION:	OTTOMAN	STATIONARY CHAIR 8-WAY HAND TIE	STATIONARY LOVESEAT W/ BENCH SEAT 8-WAY HAND TIE	STATIONARY SOFA W/ BENCH SEAT 8-WAY HAND TIE	OTTOMAN	STATIONARY CHAIR 8-WAY HAND TIE
PROGRAM:	LUXURY ACCENTS	LUXURY ACCENTS				
STANDARD FINISH:	MH-MAHOGANY	MH-MAHOGANY	MH-MAHOGANY	MH-MAHOGANY	MH-MAHOGANY	MH-MAHOGANY
SEE PG 3 FOR A COMPLETE LIST OF AVAIL FINISHES	OPTIONAL FINISHES AVAIL AT NO UPCHARGE	OPTIONAL FINISHES AVAIL AT NO UPCHARGE	OPTIONAL FINISHES AVAIL AT NO UPCHARGE	OPTIONAL FINISHES AVAIL AT NO UPCHARGE	OPTIONAL FINISHES AVAIL AT NO UPCHARGE	OPTIONAL FINISHES AVAIL AT NO UPCHARGE
STANDARD CUSHION: ADDITIONAL CUSHION OPTIONS:	N/A	SPRING DOWN EXTRA FIRM - \$75	SPRING DOWN EXTRA FIRM - \$150	SPRING DOWN EXTRA FIRM - \$225	N/A	SPRING DOWN EXTRA FIRM - \$75
PILLOW TYPE:	N/A	TIGHT CHANNEL BACK	TIGHT CHANNEL BACK	TIGHT CHANNEL BACK	N/A	TUFTED BACK
SPECIAL PROGRAM OPTIONS:	N/A	N/A	N/A	N/A	N/A	N/A
STANDARD RELEASE:	N/A	N/A	N/A	N/A	N/A	N/A
POWER RECLINE OPTIONS:	N/A	N/A	N/A	N/A	N/A	N/A
POWER UPCHARGES INCLUDE ALL MOTORIZED SEATS PER SKU						
STANDARD NAIL:	N/A	N/A	N/A	N/A	N/A	N/A
NO NAIL OPTION:	STANDARD	STANDARD	STANDARD	STANDARD	STANDARD	STANDARD
OVERALL DIMENSIONS:	W 23" D 17 1/2" H 17"	W 27.5" D 35" H 36"	W 55" D 35" H 36"	W 78" D 35" H 36"	W 30" D 22" H 17 1/2"	W 39 1/2" D 41" H 33"
WEDGEWALL SPACE:						
SEAT HEIGHT:		20.5	20.5	20.5		20
SEAT DEPTH:		20.5	20.5	20.5		23.5
SEAT WIDTH:		20	47	70		28.5
ARM HEIGHT:		27	27	27		30.5
SEAT TO BACK HEIGHT:		15.5	15.5	15.5		13
DIST FRM WALL TO RECLNE: CHAIR IN FULL RECLINE:						
WEIGHT:	38	104	207	280	35	121
54 " PLAIN COM YDG.	3 1/2	5 1/2	8 3/4	11 1/4	3 1/2	8 1/2
CUBES:	11.71	44.22	90.23	129.32	11.71	44.22
FABRIC GRADE I / COM	1489	2939	4949	5379	1449	3799
FABRIC GRADE II	1589	3099	5279	5709	1549	3959
FABRIC GRADE III / COL	1689	3269	5609	6039	1649	4129
FABRIC GRADE IV	1779	3429	5939	6369	1749	4289
FABRIC GRADE V	1879	3599	6269	6699	1849	4459
FABRIC GRADE VI	1979	3759	6599	7029	1949	4619
MARRIED COVER						
LEATHER - GRADE 1	1919	3629	6169	6569	1779	5179
LEATHER - GRADE 2	2019	3799	6499	6899	1879	5349
LEATHER - GRADE 3	2209	4129	7159	7559	2079	5679
LEATHER - GRADE 4	2409	4459	7819	8219	2279	6009
LEATHER - NOVELTY	2709	4619	7659	8049	2579	6169
LEATHER - NOVELTY PREMIUM	3199	5119	8149	8549	3069	6669

ITEM NUMBER:	517-25SW JADEN	517-95 JADEN	579-OT REDDISH	579-25 REDDISH	579-75 REDDISH	579-95 REDDISH
DESCRIPTION:	SWIVEL CHAIR	STATIONARY SOFA 8-WAY HAND TIE	OTTOMAN	STATIONARY CHAIR 8-WAY HAND TIE	LOVESEAT 8-WAY HAND TIE	STATIONARY SOFA 8-WAY HAND TIE
PROGRAM:						
STANDARD FINISH:	N/A	MH-MAHOGANY	MH-MAHOGANY	MH-MAHOGANY	MH-MAHOGANY	MH-MAHOGANY
SEE PG 3 FOR A COMPLETE LIST OF AVAIL FINISHES	N/A	OPTIONAL FINISHES AVAIL AT NO UPCHARGE	OPTIONAL FINISHES AVAIL AT NO UPCHARGE	OPTIONAL FINISHES AVAIL AT NO UPCHARGE	OPTIONAL FINISHES AVAIL AT NO UPCHARGE	OPTIONAL FINISHES AVAIL AT NO UPCHARGE
STANDARD CUSHION: ADDITIONAL CUSHION OPTIONS:	SPRING DOWN EXTRA FIRM - \$75	SPRING DOWN EXTRA FIRM - \$225	N/A	SPRING DOWN EXTRA FIRM - \$75	SPRING DOWN EXTRA FIRM - \$150	SPRING DOWN EXTRA FIRM - \$225
PILLOW TYPE:	TUFTED BACK	TUFTED BACK	N/A	LOOSE PILLOW	LOOSE PILLOW	LOOSE PILLOW
SPECIAL PROGRAM OPTIONS:	SWIVEL - STD MEMORY SWIVEL-AVAIL		Choice of Turned or Tapered Leg	Choice of Turned or Tapered Leg	Choice of Turned or Tapered Leg	Choice of Turned or Tapered Leg
STANDARD RELEASE:	N/A	N/A	N/A	N/A	N/A	N/A
POWER RECLINE OPTIONS:	N/A	N/A	N/A	N/A	N/A	N/A
POWER UPCHARGES INCLUDE ALL MOTORIZED SEATS PER SKU						
STANDARD NAIL:	N/A	N/A	NATURAL #9	NATURAL #9	NATURAL #9	NATURAL #9
NO NAIL OPTION:	STANDARD	STANDARD	AVAILABLE	AVAILABLE	AVAILABLE	AVAILABLE
OVERALL DIMENSIONS:	W 39 1/2" D 41" H 33"	W 86" D 41" H 33"	W 28 1/2" D 20 1/2" H 17"	W 38" D 40" H 38 1/2"	W 65" D 40" H 38 1/2"	W 88" D 40" H 38 1/2"
WEDGEWALL SPACE:						
SEAT HEIGHT:	20	20		20.5	20.5	20.5
SEAT DEPTH:	23.5	23.5		22	22	22
SEAT WIDTH:	28.5	74		24	49	73.5
ARM HEIGHT:	30.5	30.5		25	25	25
SEAT TO BACK HEIGHT:	13	13		19.5	19.5	19.5
DIST FRM WALL TO RECLNE:						
CHAIR IN FULL RECLINE:						
WEIGHT:	151	222	39	136	210	222
54 " PLAIN COM YDG.	8 1/2	16 1/4	4	8 1/2	13 1/2	16 3/4
CUBES:	44.22	120.34	11.71	44.22	90.23	120.34
FABRIC GRADE I / COM	3999	7259	1359	2769	4849	5179
FABRIC GRADE II	4159	7589	1449	2939	5179	5509
FABRIC GRADE III / COL	4329	7919	1549	3099	5509	5839
FABRIC GRADE IV	4489	8249	1649	3269	5839	6169
FABRIC GRADE V	4659	8579	1749	3429	6169	6499
FABRIC GRADE VI	4819	8909	1849	3599	6499	6829
MARRIED COVER			MARRIED COVER AVAILABLE. PRICING GRID ON PG 82 - 83	MARRIED COVER AVAILABLE. PRICING GRID ON PG 82 - 83	MARRIED COVER AVAILABLE. PRICING GRID ON PG 82 - 83	MARRIED COVER AVAILABLE. PRICING GRID ON PG 82 - 83
LEATHER - GRADE 1	5179	9179	1719	4159	7259	7629
LEATHER - GRADE 2	5349	9509	1819	4329	7589	7959
LEATHER - GRADE 3	5679	10169	2019	4659	8249	8919
LEATHER - GRADE 4	6009	10829	2209	4989	8909	9279
LEATHER - NOVELTY	6169	10659	2509	5149	8749	9109
LEATHER - NOVELTY PREMIUM	6669	11159	3009	5649	9239	9609

ITEM NUMBER:	600-OT ZION	600-25 ZION	600-75 ZION	600-95 ZION	622-OT MILLS	622-25 MILLS
DESCRIPTION:	OTTOMAN	STATIONARY CHAIR 8-WAY HAND TIE	LOVESEAT 8-WAY HAND TIE	STATIONARY SOFA 8-WAY HAND TIE	OTTOMAN	STATIONARY CHAIR 8-WAY HAND TIE
PROGRAM:						
STANDARD FINISH:	MH-MAHOGANY	MH-MAHOGANY	MH-MAHOGANY	MH-MAHOGANY	MH-MAHOGANY	MH-MAHOGANY
SEE PG 3 FOR A COMPLETE LIST OF AVAIL FINISHES	OPTIONAL FINISHES AVAIL AT NO UPCHARGE	OPTIONAL FINISHES AVAIL AT NO UPCHARGE	OPTIONAL FINISHES AVAIL AT NO UPCHARGE	OPTIONAL FINISHES AVAIL AT NO UPCHARGE	OPTIONAL FINISHES AVAIL AT NO UPCHARGE	OPTIONAL FINISHES AVAIL AT NO UPCHARGE
STANDARD CUSHION: ADDITIONAL CUSHION OPTIONS:	N/A	SPRING DOWN EXTRA FIRM - \$75	SPRING DOWN EXTRA FIRM - \$150	SPRING DOWN EXTRA FIRM - \$225	N/A	PREMIER DOWN EXTRA FIRM - \$75
PILLOW TYPE:	N/A	LOOSE PILLOW	LOOSE PILLOW	LOOSE PILLOW	N/A	LOOSE PILLOW
SPECIAL PROGRAM OPTIONS:	N/A	N/A	N/A	N/A	N/A	N/A
STANDARD RELEASE:	N/A	N/A	N/A	N/A	N/A	N/A
POWER RECLINE OPTIONS:	N/A	N/A	N/A	N/A	N/A	N/A
POWER UPCHARGES INCLUDE ALL MOTORIZED SEATS PER SKU						
STANDARD NAIL:	N/A	N/A	N/A	N/A	NATURAL #9	NATURAL #9
NO NAIL OPTION:	STANDARD	STANDARD	STANDARD	STANDARD	AVAILABLE	AVAILABLE
OVERALL DIMENSIONS:	W 25" D 19" H 17 1/2"	W 37" D 39 1/2" H 37"	W 63" D 39 1/2" H 37"	W 87" D 39 1/2" H 37"	W D H	W 37" D 39" H 38"
WEDGEWALL SPACE:						
SEAT HEIGHT:		20	20	20		20.5
SEAT DEPTH:		22	22	22		22.5
SEAT WIDTH:		24.5	49.5	73.5		23
ARM HEIGHT:		26	26	26		26.5
SEAT TO BACK HEIGHT:		17	17	17		17.5
DIST FRM WALL TO RECLNE: CHAIR IN FULL RECLINE:						
WEIGHT:	34	101	205	217		
54 " PLAIN COM YDG.	2 3/4	8 1/4	13	16 3/4	3 1/4	7 3/4
CUBES:	11.71	44.22	90.23	120.34		
FABRIC GRADE I / COM	1109	2409	4489	4849	1259	2969
FABRIC GRADE II	1319	2579	4819	5179	1359	3139
FABRIC GRADE III / COL	1419	2739	5149	5509	1449	3299
FABRIC GRADE IV	1519	2909	5479	5839	1549	3469
FABRIC GRADE V	1619	3069	5809	6169	1649	3629
FABRIC GRADE VI	1719	3239	6139	6499	1749	3799
MARRIED COVER					MARRIED COVER AVAILABLE. PRICING GRID ON PG 82 - 83	MARRIED COVER AVAILABLE. PRICING GRID ON PG 82 - 83
LEATHER - GRADE 1	1389	3799	6929	7259	1589	3959
LEATHER - GRADE 2	1489	3959	7259	7589	1689	4129
LEATHER - GRADE 3	1689	4289	7919	8249	1879	4459
LEATHER - GRADE 4	1879	4619	8579	8909	2079	4789
LEATHER - NOVELTY	2179	4789	8419	8749	2379	4949
LEATHER - NOVELTY PREMIUM	2679	5279	8909	9239	2869	5449

ITEM NUMBER:	622-95 MILLS	624-OT EMYRSEN	624-25 EMYRSEN	624-95 EMYRSEN	625-OT WINTER	625-25 WINTER
DESCRIPTION:	STATIONARY SOFA 8-WAY HAND TIE	OTTOMAN	STATIONARY CHAIR 8-WAY HAND TIE	STATIONARY SOFA 8-WAY HAND TIE	OTTOMAN	STATIONARY CHAIR 8-WAY HAND TIE
PROGRAM:						
STANDARD FINISH:	MH-MAHOGANY	MH-MAHOGANY	MH-MAHOGANY	MH-MAHOGANY	MH-MAHOGANY	MH-MAHOGANY
SEE PG 3 FOR A COMPLETE LIST OF AVAIL FINISHES	OPTIONAL FINISHES AVAIL AT NO UPCHARGE	OPTIONAL FINISHES AVAIL AT NO UPCHARGE	OPTIONAL FINISHES AVAIL AT NO UPCHARGE	OPTIONAL FINISHES AVAIL AT NO UPCHARGE	OPTIONAL FINISHES AVAIL AT NO UPCHARGE	OPTIONAL FINISHES AVAIL AT NO UPCHARGE
STANDARD CUSHION: ADDITIONAL CUSHION OPTIONS:	PREMIER DOWN EXTRA FIRM - \$225	N/A	SPRING DOWN EXTRA FIRM - \$75	SPRING DOWN EXTRA FIRM - \$225	N/A	SPRING DOWN EXTRA FIRM - \$75
PILLOW TYPE:	LOOSE PILLOW	N/A	LOOSE PILLOW	LOOSE PILLOW	N/A	LOOSE PILLOW
SPECIAL PROGRAM OPTIONS:	N/A	N/A	N/A	N/A	N/A	N/A
STANDARD RELEASE:	N/A	N/A	N/A	N/A	N/A	N/A
POWER RECLINE OPTIONS:	N/A	N/A	N/A	N/A	N/A	N/A
POWER UPCHARGES INCLUDE ALL MOTORIZED SEATS PER SKU						
STANDARD NAIL:	NATURAL #9	N/A	N/A	N/A	#9 NATURAL	#9 NATURAL
NO NAIL OPTION:	AVAILABLE	STANDARD	STANDARD	STANDARD	AVAILABLE	AVAILABLE
OVERALL DIMENSIONS:	W 82" D 39" H 38"	W 27 1/2" D 20 1/2" H 18"	W 38" D 41" H 36"	W 80 1/2" D 41" H 36"	W 27" D 20" H 17 1/2"	W 39 1/2" D 39 1/2" H 34"
WEDGEWALL SPACE:						
SEAT HEIGHT:	20.5		20.5	20.5		20.5
SEAT DEPTH:	22.5		23	23		22
SEAT WIDTH:	67		26.58	70		25
ARM HEIGHT:	26.5		24	24		26.5
SEAT TO BACK HEIGHT:	17.5		15.5	15.5		13.5
DIST FRM WALL TO RECLNE:						
CHAIR IN FULL RECLINE:						
WEIGHT:		35	101	197	35	131
54 " PLAIN COM YDG.	15 1/4	3	7 1/2	17 1/2	3	8 3/4
CUBES:		11.71	44.22	101.5	11.71	44.22
FABRIC GRADE I / COM	5279	1089	2769	5019	1289	3099
FABRIC GRADE II	5609	1189	2939	5349	1389	3269
FABRIC GRADE III / COL	5939	1289	3099	5679	1489	3429
FABRIC GRADE IV	6269	1389	3269	6009	1589	3599
FABRIC GRADE V	6599	1489	3429	6339	1689	3759
FABRIC GRADE VI	6929	1589	3599	6669	1779	3929
MARRIED COVER	MARRIED COVER AVAILABLE. PRICING GRID ON PG 82 - 83					
LEATHER - GRADE 1	7259	1549	3799	7099	1719	4159
LEATHER - GRADE 2	7589	1649	3959	7429	1819	4329
LEATHER - GRADE 3	8249	1849	4289	8089	2019	4659
LEATHER - GRADE 4	8909	2049	4619	8749	2209	4989
LEATHER - NOVELTY	8749	2349	4789	8579	2509	5149
LEATHER - NOVELTY PREMIUM	9239	2839	5279	5079	3009	5649

ITEM NUMBER:	625-25SW WINTER	625-57 WINTER	625-58 WINTER	625-83 WINTER	625-84 WINTER	625-93 WINTER
DESCRIPTION:	SWIVEL CHAIR 8-WAY HAND TIE	LAF STATIONARY LOVESEAT 8-WAY HAND TIE	RAF STATIONARY LOVESEAT 8-WAY HAND TIE	LAF STATIONARY SOFA 8-WAY HAND TIE	RAF STATIONARY SOFA 8-WAY HAND TIE	LAF CORNER RETURN SOFA 8-WAY HAND TIE
PROGRAM:						
STANDARD FINISH:	N/A	MH-MAHOGANY	MH-MAHOGANY	MH-MAHOGANY	MH-MAHOGANY	MH-MAHOGANY
SEE PG 3 FOR A COMPLETE LIST OF AVAIL FINISHES	N/A	OPTIONAL FINISHES AVAIL AT NO UPCHARGE	OPTIONAL FINISHES AVAIL AT NO UPCHARGE	OPTIONAL FINISHES AVAIL AT NO UPCHARGE	OPTIONAL FINISHES AVAIL AT NO UPCHARGE	OPTIONAL FINISHES AVAIL AT NO UPCHARGE
STANDARD CUSHION: ADDITIONAL CUSHION OPTIONS:	SPRING DOWN EXTRA FIRM - \$75	SPRING DOWN EXTRA FIRM - \$150	SPRING DOWN EXTRA FIRM - \$150	SPRING DOWN EXTRA FIRM - \$225	SPRING DOWN EXTRA FIRM - \$225	SPRING DOWN EXTRA FIRM - \$225
PILLOW TYPE:	LOOSE PILLOW	LOOSE PILLOW	LOOSE PILLOW	LOOSE PILLOW	LOOSE PILLOW	LOOSE PILLOW
SPECIAL PROGRAM OPTIONS:	N/A	N/A	N/A	N/A	N/A	N/A
STANDARD RELEASE:	N/A	N/A	N/A	N/A	N/A	N/A
POWER RECLINE OPTIONS:	N/A	N/A	N/A	N/A	N/A	N/A
POWER UPCHARGES INCLUDE ALL MOTORIZED SEATS PER SKU						
STANDARD NAIL:	#9 NATURAL	NATURAL #9	NATURAL #9	NATURAL #9	NATURAL #9	NATURAL #9
NO NAIL OPTION:	AVAILABLE	AVAILABLE	AVAILABLE	AVAILABLE	AVAILABLE	AVAILABLE
OVERALL DIMENSIONS:	W 39 1/2" D 39 1/2" H 34"	W D 39 1/2" H 34"	W D 39 1/2" H 34"	W 81" D 39 1/2" H 34"	W 81" D 39 1/2" H 34"	W 94" D 39 1/2" H 34"
WEDGEWALL SPACE:						
SEAT HEIGHT:	20.5			20.5	20.5	20.5
SEAT DEPTH:	22			22	22	22
SEAT WIDTH:	25			74	74	71
ARM HEIGHT:	26.5			26.5	26.5	26.5
SEAT TO BACK HEIGHT:	13.5			13.5	13.5	13.5
DIST FRM WALL TO RECLNE:						
CHAIR IN FULL RECLINE:						
WEIGHT:	136			222	222	242
54 " PLAIN COM YDG.	8 3/4	10 1/2	10 1/2	14 1/4	14 1/4	18 1/2
CUBES:	44.22			120.34	120.34	120.34
FABRIC GRADE I / COM	3299	4489	4489	5179	5179	6069
FABRIC GRADE II	3469	4819	4819	5509	5509	6399
FABRIC GRADE III / COL	3629	5149	5149	5839	5839	6729
FABRIC GRADE IV	3799	5479	5479	6169	6169	7059
FABRIC GRADE V	3959	5809	5809	6499	6499	7389
FABRIC GRADE VI	4129	6139	6139	6829	6829	7719
MARRIED COVER						
LEATHER - GRADE 1	4489	6569	6569	7099	7099	8649
LEATHER - GRADE 2	4659	6899	6899	7429	7429	8979
LEATHER - GRADE 3	4989	7559	7559	8089	8089	9639
LEATHER - GRADE 4	5319	8219	8219	8749	8749	10299
LEATHER - NOVELTY	5479	8049	8049	8579	8579	10129
LEATHER - NOVELTY PREMIUM	5979	8549	8549	5079	5079	10629



ITEM NUMBER:	625-94 WINTER	625-95 WINTER	626-OT TATUM	626-25 TATUM	626-95 TATUM	627-OT LOFTIN
DESCRIPTION:	RAF CORNER RETURN SOFA 8-WAY HAND TIE	STATIONARY SOFA 8-WAY HAND TIE	OTTOMAN	STATIONARY CHAIR 8-WAY HAND TIE	STATIONARY SOFA 8-WAY HAND TIE	OTTOMAN
PROGRAM:						
STANDARD FINISH:	MH-MAHOGANY	MH-MAHOGANY	MH-MAHOGANY	MH-MAHOGANY	MH-MAHOGANY	MH-MAHOGANY
SEE PG 3 FOR A COMPLETE LIST OF AVAIL FINISHES	OPTIONAL FINISHES AVAIL AT NO UPCHARGE	OPTIONAL FINISHES AVAIL AT NO UPCHARGE	OPTIONAL FINISHES AVAIL AT NO UPCHARGE	OPTIONAL FINISHES AVAIL AT NO UPCHARGE	OPTIONAL FINISHES AVAIL AT NO UPCHARGE	OPTIONAL FINISHES AVAIL AT NO UPCHARGE
STANDARD CUSHION: ADDITIONAL CUSHION OPTIONS:	SPRING DOWN EXTRA FIRM - \$225	SPRING DOWN EXTRA FIRM - \$225	N/A	SPRING DOWN EXTRA FIRM - \$75	SPRING DOWN EXTRA FIRM - \$225	N/A
PILLOW TYPE:	LOOSE PILLOW	LOOSE PILLOW	N/A	LOOSE PILLOW	LOOSE PILLOW	N/A
SPECIAL PROGRAM OPTIONS:	N/A	N/A	N/A	N/A	N/A	N/A
STANDARD RELEASE:	N/A	N/A	N/A	N/A	N/A	N/A
POWER RECLINE OPTIONS:	N/A	N/A	N/A	N/A	N/A	N/A
POWER UPCHARGES INCLUDE ALL MOTORIZED SEATS PER SKU						
STANDARD NAIL:	NATURAL #9	#9 NATURAL	#9 NATURAL	#9 NATURAL	#9 NATURAL	N/A
NO NAIL OPTION:	AVAILABLE	AVAILABLE	AVAILABLE	AVAILABLE	AVAILABLE	STANDARD
OVERALL DIMENSIONS:	W 94" D 39 1/2" H 34"	W 88" D 39 1/2" H 34"	W 29" D 22" H 17 1/2"	W 35 1/2" D 40 1/2" H 36 1/2"	W 83" D 40 1/2" H 36 1/2"	W D H
WEDGEWALL SPACE:						
SEAT HEIGHT:	20.5	20.5		20.5	20.5	
SEAT DEPTH:	22	22		22.5	22.5	
SEAT WIDTH:	71	73		24	72	
ARM HEIGHT:	26.5	26.5		25	25	
SEAT TO BACK HEIGHT:	13.5	13.5		16	16	
DIST FRM WALL TO RECLNE:						
CHAIR IN FULL RECLINE:						
WEIGHT:	242	247		147	197	
54 " PLAIN COM YDG.	18 1/2	16 1/2	3 1/4	7 3/4	16	3 1/2
CUBES:	120.34	120.34	11.71	44.22	120.34	
FABRIC GRADE I / COM	6069	5549	1089	2769	5249	1259
FABRIC GRADE II	6399	5879	1189	2939	5579	1359
FABRIC GRADE III / COL	6729	6209	1289	3099	5909	1449
FABRIC GRADE IV	7059	6539	1389	3269	6239	1549
FABRIC GRADE V	7389	6869	1489	3429	6569	1649
FABRIC GRADE VI	7719	7199	1589	3599	6899	1749
MARRIED COVER						MARRIED COVER AVAILABLE. PRICING GRID ON PG 82 - 83
LEATHER - GRADE 1	8649	7629	1549	3799	7259	1589
LEATHER - GRADE 2	8979	7959	1649	3959	7589	1689
LEATHER - GRADE 3	9639	8919	1849	4289	8249	1879
LEATHER - GRADE 4	10299	9279	2049	4619	8909	2079
LEATHER - NOVELTY	10129	9109	2349	4789	8749	2379
LEATHER - NOVELTY PREMIUM	10629	9609	2839	5279	9239	2869

ITEM NUMBER:	627-25 LOFTIN	627-95 LOFTIN	631-OT KEMPTON	631-25 KEMPTON	631-95 KEMPTON	633-OT ELLARY
DESCRIPTION:	STATIONARY CHAIR 8-WAY HAND TIE	STATIONARY SOFA 8-WAY HAND TIE	OTTOMAN	STATIONARY CHAIR 8-WAY HAND TIE	STATIONARY SOFA 8-WAY HAND TIE	OTTOMAN
PROGRAM:						
STANDARD FINISH:	MH-MAHOGANY	MH-MAHOGANY	MH-MAHOGANY	MH-MAHOGANY	MH-MAHOGANY	MH-MAHOGANY
SEE PG 3 FOR A COMPLETE LIST OF AVAIL FINISHES	OPTIONAL FINISHES AVAIL AT NO UPCHARGE	OPTIONAL FINISHES AVAIL AT NO UPCHARGE	OPTIONAL FINISHES AVAIL AT NO UPCHARGE	OPTIONAL FINISHES AVAIL AT NO UPCHARGE	OPTIONAL FINISHES AVAIL AT NO UPCHARGE	OPTIONAL FINISHES AVAIL AT NO UPCHARGE
STANDARD CUSHION: ADDITIONAL CUSHION OPTIONS:	PREMIER DOWN EXTRA FIRM - \$75	PREMIER DOWN EXTRA FIRM - \$225	N/A	SPRING DOWN EXTRA FIRM - \$75	SPRING DOWN EXTRA FIRM - \$225	N/A
PILLOW TYPE:	LOOSE PILLOW	LOOSE PILLOW	N/A	LOOSE PILLOW	LOOSE PILLOW	N/A
SPECIAL PROGRAM OPTIONS:	N/A	N/A	N/A	N/A	N/A	N/A
STANDARD RELEASE:	N/A	N/A	N/A	N/A	N/A	N/A
POWER RECLINE OPTIONS:	N/A	N/A	N/A	N/A	N/A	N/A
POWER UPCHARGES INCLUDE ALL MOTORIZED SEATS PER SKU						
STANDARD NAIL:	N/A	N/A	NATURAL #54	NATURAL #54	NATURAL #54	NATURAL #9
NO NAIL OPTION:	STANDARD	STANDARD	UNAVAILABLE	UNAVAILABLE	UNAVAILABLE	UNAVAILABLE
OVERALL DIMENSIONS:	W D H	W D H	W 34" D 25" H 16"	W 41" D 41 1/2" H 35"	W 87" D 41 1/2" H 35"	W 32" D 23" H 17"
WEDGEWALL SPACE: SEAT HEIGHT: SEAT DEPTH: SEAT WIDTH: ARM HEIGHT: SEAT TO BACK HEIGHT: DIST FRM WALL TO RECLNE: CHAIR IN FULL RECLINE: WEIGHT: 54 " PLAIN COM YDG.			40 4 1/4	19 23 25 26.5 16 136 10 1/4	19 23 72 26.5 16 247	35 4 1/4
CUBES:			11.71	44.22	120.34	11.71
FABRIC GRADE I / COM	2969	5279	1389	3469	5879	1389
FABRIC GRADE II	3139	5609	1489	3629	6209	1489
FABRIC GRADE III / COL	3299	5939	1589	3799	6539	1589
FABRIC GRADE IV	3469	6269	1689	3959	6869	1689
FABRIC GRADE V	3629	6599	1779	4129	7199	1779
FABRIC GRADE VI	3799	6929	1879	4289	7529	1879
MARRIED COVER	MARRIED COVER AVAILABLE. PRICING GRID ON PG 82 - 83	MARRIED COVER AVAILABLE. PRICING GRID ON PG 82 - 83				
LEATHER - GRADE 1	3959	7429	1719	4849	7959	1719
LEATHER - GRADE 2	4129	7759	1819	5019	8289	1819
LEATHER - GRADE 3	4459	8419	2019	5349	8949	2019
LEATHER - GRADE 4	4789	9079	2209	5679	9609	2209
LEATHER - NOVELTY	4949	8909	2509	5839	9439	2509
LEATHER - NOVELTY PREMIUM	5449	9409	3009	6339	9939	3009

ITEM NUMBER:	633-25 ELLARY	633-25SW ELLARY	633-95 ELLARY	634-OT ELIANA	634-25 ELIANA	634-95 ELIANA
DESCRIPTION:	STATIONARY CHAIR 8-WAY HAND TIE	SWIVEL CHAIR 8-WAY HAND TIE	STATIONARY SOFA 8-WAY HAND TIE	OTTOMAN	STATIONARY CHAIR 8-WAY HAND TIE	STATIONARY SOFA 8-WAY HAND TIE
PROGRAM:						
STANDARD FINISH:	MH-MAHOGANY	MH-MAHOGANY	MH-MAHOGANY	MH-MAHOGANY	MH-MAHOGANY	MH-MAHOGANY
SEE PG 3 FOR A COMPLETE LIST OF AVAIL FINISHES	OPTIONAL FINISHES AVAIL AT NO UPCHARGE	OPTIONAL FINISHES AVAIL AT NO UPCHARGE	OPTIONAL FINISHES AVAIL AT NO UPCHARGE	OPTIONAL FINISHES AVAIL AT NO UPCHARGE	OPTIONAL FINISHES AVAIL AT NO UPCHARGE	OPTIONAL FINISHES AVAIL AT NO UPCHARGE
STANDARD CUSHION: ADDITIONAL CUSHION OPTIONS:	SPRING DOWN EXTRA FIRM - \$75	SPRING DOWN EXTRA FIRM - \$75	SPRING DOWN EXTRA FIRM - \$225	N/A	SPRING DOWN EXTRA FIRM - \$75	SPRING DOWN EXTRA FIRM - \$225
PILLOW TYPE:	LOOSE PILLOW	LOOSE PILLOW	LOOSE PILLOW	N/A	LOOSE PILLOW	LOOSE PILLOW
SPECIAL PROGRAM OPTIONS:	N/A	N/A	N/A	N/A	N/A	N/A
STANDARD RELEASE:	N/A	N/A	N/A	N/A	N/A	N/A
POWER RECLINE OPTIONS:	N/A	N/A	N/A		N/A	N/A
POWER UPCHARGES INCLUDE ALL MOTORIZED SEATS PER SKU						
STANDARD NAIL:	NATURAL #9	NATURAL #9	NATURAL #9	N/A	N/A	N/A
NO NAIL OPTION:	UNAVAILABLE	UNAVAILABLE	UNAVAILABLE	STANDARD	STANDARD	STANDARD
OVERALL DIMENSIONS:	W 39" D 40" H 35"	W 39" D 40" H 35"	W 83 1/2" D 40" H 35"	W 34" D 25" H 17 1/2"	W 41 1/2" D 32" H 37"	W 85 1/2" D 32" H 37"
WEDGEWALL SPACE:						
SEAT HEIGHT:	19.5	19.5	19.5		20	20
SEAT DEPTH:	23	23	23		23	23
SEAT WIDTH:	25	25	70		27	71.5
ARM HEIGHT:	29.5	29.5	29.5		28	28
SEAT TO BACK HEIGHT:	15.5	15.5	15.5		17	17
DIST FRM WALL TO RECLNE: CHAIR IN FULL RECLINE:						
WEIGHT:	171	171	247	35	161	247
54 " PLAIN COM YDG.	10	10	17 3/4	4		
CUBES:	44.22	44.22	120.34	11.71	44.22	120.34
FABRIC GRADE I / COM	3469	3629	6239	1389	3469	5879
FABRIC GRADE II	3629	3799	6569	1489	3629	6209
FABRIC GRADE III / COL	3799	3959	6899	1589	3799	6539
FABRIC GRADE IV	3959	4129	7229	1689	3959	6869
FABRIC GRADE V	4129	4289	7559	1779	4129	7199
FABRIC GRADE VI	4289	4459	7889	1879	4289	7529
MARRIED COVER						
LEATHER - GRADE 1	5019	5179	8649	1719	4849	7959
LEATHER - GRADE 2	5179	5349	8979	1819	5019	8289
LEATHER - GRADE 3	5509	5679	9639	2019	5349	8949
LEATHER - GRADE 4	5839	6009	10299	2209	5679	9609
LEATHER - NOVELTY	6009	6169	10129	2509	5839	9439
LEATHER - NOVELTY PREMIUM	6499	6669	10629	3009	6339	9939

ITEM NUMBER:	641-OT SUTTON	641-25 SUTTON	641-25SW SUTTON	641-95 SUTTON	642-OT BECKHAM	642-25 BECKHAM
DESCRIPTION:	OTTOMAN	STATIONARY CHAIR 8-WAY HAND TIE	SWIVEL CHAIR 8-WAY HAND TIE	STATIONARY SOFA 8-WAY HAND TIE	OTTOMAN	STATIONARY CHAIR 8-WAY HAND TIE
PROGRAM:						
STANDARD FINISH:	MH-MAHOGANY	MH-MAHOGANY	MH-MAHOGANY	MH-MAHOGANY	MH-MAHOGANY	MH-MAHOGANY
SEE PRICE LIST FOR A COMPLETE LIST OF AVAIL FINISHES	OPTIONAL FINISHES AVAIL AT NO UPCHARGE	OPTIONAL FINISHES AVAIL AT NO UPCHARGE	OPTIONAL FINISHES AVAIL AT NO UPCHARGE	OPTIONAL FINISHES AVAIL AT NO UPCHARGE	OPTIONAL FINISHES AVAIL AT NO UPCHARGE	OPTIONAL FINISHES AVAIL AT NO UPCHARGE
STANDARD CUSHION: ADDITIONAL CUSHION OPTIONS:	N/A	SPRING DOWN EXTRA FIRM - \$75	SPRING DOWN EXTRA FIRM - \$75	SPRING DOWN EXTRA FIRM - \$225	N/A	SPRING DOWN EXTRA FIRM - \$75
PILLOW TYPE:	N/A	LOOSE PILLOW	LOOSE PILLOW	LOOSE PILLOW	N/A	LOOSE PILLOW
SPECIAL PROGRAM OPTIONS:	N/A	N/A	N/A	N/A	N/A	N/A
STANDARD RELEASE:	N/A	N/A	N/A	N/A	N/A	N/A
POWER RECLINE OPTIONS:	N/A	N/A	N/A	N/A	N/A	N/A
POWER UPCHARGES INCLUDE ALL MOTORIZED SEATS PER SKU						
STANDARD NAIL:	NATURAL #9	NATURAL #9	NATURAL #9	NATURAL #9	N/A	N/A
NO NAIL OPTION:	AVAILABLE	AVAILABLE	AVAILABLE	AVAILABLE	STANDARD	STANDARD
OVERALL DIMENSIONS:	W 29" D 22" H 17 1/2"	W 34 1/2" D 38" H 36"	W 34 1/2" D 38" H 36"	W 78 1/2" D 38" H 36"	W 32" D 23" H 17 1/2"	W 39" D 41" H 37"
WEDGEWALL SPACE:						
SEAT HEIGHT:		20.5	20.5	20.5		20.5
SEAT DEPTH:		22	22	22		22.5
SEAT WIDTH:		23	23	68		24.5
ARM HEIGHT:		29	29	29		24.5
SEAT TO BACK HEIGHT:		15.5	15.5	15.5		16.5
DIST FRM WALL TO RECLNE: CHAIR IN FULL RECLINE:						
WEIGHT:	40	151	151	217	40	161
54 " PLAIN COM YDG.	3 3/4	8 3/4	8 3/4	18 1/4	3 1/2	8 1/2
CUBES:	11.71	49.57	49.57	120.34	11.71	49.57
FABRIC GRADE I / COM	1029	3099	3299	5549	1389	3469
FABRIC GRADE II	1119	3269	3469	5879	1489	3629
FABRIC GRADE III / COL	1109	3429	3629	6209	1589	3799
FABRIC GRADE IV	1319	3599	3799	6539	1689	3959
FABRIC GRADE V	1419	3759	3959	6869	1779	4129
FABRIC GRADE VI	1519	3929	4129	7199	1879	4289
MARRIED COVER						
LEATHER - GRADE 1	1389	4159	4329	6929	1549	4849
LEATHER - GRADE 2	1489	4329	4489	7259	1649	5019
LEATHER - GRADE 3	1689	4659	4819	7919	1849	5349
LEATHER - GRADE 4	1879	4989	5149	8579	2049	5679
LEATHER - NOVELTY	2179	5149	5319	8419	2349	5839
LEATHER - NOVELTY PREMIUM	2679	5649	5809	8909	2839	6339

ITEM NUMBER:	642-95 BECKHAM	732-OT LENNON	732-25 LENNON	732-75 LENNON	732-95 LENNON	742-OT CREW
DESCRIPTION:	STATIONARY SOFA 8-WAY HAND TIE	OTTOMAN	STATIONARY CHAIR 8-WAY HAND TIE	STATIONARY LOVESEAT 8-WAY HAND TIE	STATIONARY SOFA 8-WAY HAND TIE	OTTOMAN
PROGRAM:						
STANDARD FINISH:	MH-MAHOGANY	MH-MAHOGANY	MH-MAHOGANY	MH-MAHOGANY	MH-MAHOGANY	N/A
SEE PRICE LIST FOR A COMPLETE LIST OF AVAIL FINISHES	OPTIONAL FINISHES AVAIL AT NO UPCHARGE	OPTIONAL FINISHES AVAIL AT NO UPCHARGE	OPTIONAL FINISHES AVAIL AT NO UPCHARGE	OPTIONAL FINISHES AVAIL AT NO UPCHARGE	OPTIONAL FINISHES AVAIL AT NO UPCHARGE	N/A
STANDARD CUSHION: ADDITIONAL CUSHION OPTIONS:	SPRING DOWN EXTRA FIRM - \$225	N/A	SPRING DOWN EXTRA FIRM - \$75	SPRING DOWN EXTRA FIRM - \$150	SPRING DOWN EXTRA FIRM - \$225	N/A
PILLOW TYPE:	LOOSE PILLOW	N/A	LOOSE PILLOW	LOOSE PILLOW	LOOSE PILLOW	N/A
SPECIAL PROGRAM OPTIONS:	N/A	N/A	N/A	N/A	N/A	N/A
STANDARD RELEASE:	N/A	N/A	N/A	N/A	N/A	N/A
POWER RECLINE OPTIONS:	N/A	N/A	N/A	N/A	N/A	N/A
POWER UPCHARGES INCLUDE ALL MOTORIZED SEATS PER SKU						
STANDARD NAIL:	N/A	NATURAL #9	NATURAL #9	NATURAL #9	NATURAL #9	N/A
NO NAIL OPTION:	STANDARD	N/A	N/A	N/A	N/A	STANDARD
OVERALL DIMENSIONS:	W 83" D 41" H 37"	W 30" D 22" H 17"	W 37" D 41" H 36"	W 61" D 41" H 36"	W 85" D 41" H 36"	W 36" D 27" H 17"
WEDGEWALL SPACE:						
SEAT HEIGHT:	20.5		20.5	20.5	20.5	
SEAT DEPTH:	22.5		23	23	23	
SEAT WIDTH:	69		23	46	70	
ARM HEIGHT:	24.5		26	26	26	
SEAT TO BACK HEIGHT:	16.5		15.5	15.5	15.5	
DIST FRM WALL TO RECLNE:						
CHAIR IN FULL RECLINE:						
WEIGHT:	247	40	122	136	227	40
54 " PLAIN COM YDG.	16 1/4	3 1/2	8 1/4	12 1/2	16 1/4	4
CUBES:	120.34	11.71	44.22	90.23	210.09	11.71
FABRIC GRADE I / COM	5879	1449	2939	5019	5379	1449
FABRIC GRADE II	6209	1549	3099	5349	5709	1549
FABRIC GRADE III / COL	6539	1649	3269	5679	6039	1649
FABRIC GRADE IV	6869	1749	3429	6009	6369	1749
FABRIC GRADE V	7199	1849	3599	6339	6699	1849
FABRIC GRADE VI	7529	1949	3759	6669	7029	1949
MARRIED COVER		MARRIED COVER AVAILABLE. PRICING GRID ON PG 82 - 83	MARRIED COVER AVAILABLE. PRICING GRID ON PG 82 - 83		MARRIED COVER AVAILABLE. PRICING GRID ON PG 82 - 83	
LEATHER - GRADE 1	7959	1719	3799	6929	7259	1919
LEATHER - GRADE 2	8289	1819	3959	7259	7589	2019
LEATHER - GRADE 3	8949	2019	4289	7919	8249	2209
LEATHER - GRADE 4	9609	2209	4619	8579	8909	2409
LEATHER - NOVELTY	9439	2509	4789	8419	8749	2709
LEATHER - NOVELTY PREMIUM	9939	3009	5279	8909	9239	3199

ITEM NUMBER:	742-25 CREW	742-95 CREW	745-OT ALORA	745-25 ALORA	745-25SW ALORA	745-95 ALORA
DESCRIPTION:	STATIONARY CHAIR 8-WAY HAND TIE	STATIONARY SOFA 8-WAY HAND TIE	OTTOMAN	STATIONARY CHAIR 8-WAY HAND TIE	SWIVEL CHAIR 8-WAY HAND TIE	STATIONARY SOFA 8-WAY HAND TIE
PROGRAM:						
STANDARD FINISH:	N/A	N/A	MH-MAHOGANY	MH-MAHOGANY	N/A	MH-MAHOGANY
SEE PG 3 FOR A COMPLETE LIST OF AVAIL FINISHES	N/A	N/A	OPTIONAL FINISHES AVAIL AT NO UPCHARGE	OPTIONAL FINISHES AVAIL AT NO UPCHARGE	N/A	OPTIONAL FINISHES AVAIL AT NO UPCHARGE
STANDARD CUSHION: ADDITIONAL CUSHION OPTIONS:	SPRING DOWN EXTRA FIRM - \$75	SPRING DOWN EXTRA FIRM - \$225	N/A	SPRING DOWN EXTRA FIRM - \$75	SPRING DOWN EXTRA FIRM - \$75	SPRING DOWN EXTRA FIRM - \$225
PILLOW TYPE:	LOOSE PILLOW	LOOSE PILLOW	LOOSE PILLOW	LOOSE PILLOW	LOOSE PILLOW	LOOSE PILLOW
SPECIAL PROGRAM OPTIONS:	N/A	N/A	N/A	N/A	Choice of Gun Metal or Pewter Base	N/A
STANDARD RELEASE:	N/A	N/A	N/A	N/A	N/A	N/A
POWER RECLINE OPTIONS:	N/A	N/A	N/A	N/A	N/A	N/A
POWER UPCHARGES INCLUDE ALL MOTORIZED SEATS PER SKU						
STANDARD NAIL:	N/A	N/A	N/A	N/A	N/A	N/A
NO NAIL OPTION:	STANDARD	STANDARD	STANDARD	STANDARD	STANDARD	STANDARD
OVERALL DIMENSIONS:	W 62" D 43" H 33 1/2"	W 96 1/2" D 43" H 33 1/2"	W 31" D 23" H 17"	W 38 1/2" D 39" H 34 1/2"	W 38 1/2" D 39" H 34 1/2"	W 90" D 41 1/2" H 34 1/2"
WEDGEWALL SPACE:						
SEAT HEIGHT:	18.5	18.5		20.5	20.5	20.5
SEAT DEPTH:	23	23		23	23	23
SEAT WIDTH:	36	72		26	26	74
ARM HEIGHT:	28.5	28.5		27.5	27.5	27.5
SEAT TO BACK HEIGHT:	15	15		14	14	14
DIST FRM WALL TO RECLNE: CHAIR IN FULL RECLINE:						
WEIGHT:	165	267	40	101	131	217
54 " PLAIN COM YDG.	11 1/2	17 3/4	3	7 1/2	7 1/2	14 1/2
CUBES:	90.23	120.34	11.71	44.22	44.22	120.22
FABRIC GRADE I / COM	3299	6569	1289	3299	3629	5879
FABRIC GRADE II	3469	6899	1389	3469	3799	6209
FABRIC GRADE III / COL	3629	7229	1489	3629	3959	6539
FABRIC GRADE IV	3799	7559	1589	3799	4129	6869
FABRIC GRADE V	3959	7889	1689	3959	4289	7199
FABRIC GRADE VI	4129	8219	1779	4129	4459	7529
MARRIED COVER						
LEATHER - GRADE 1	4159	9009	1489	4159	4489	7629
LEATHER - GRADE 2	4329	9339	1589	4329	4659	7959
LEATHER - GRADE 3	4659	9999	1779	4659	4989	8919
LEATHER - GRADE 4	4989	10659	1979	4989	5319	9279
LEATHER - NOVELTY	5149	10499	2279	5149	5479	9109
LEATHER - NOVELTY PREMIUM	5649	10989	2769	5649	5979	9609

ITEM NUMBER:	759-OT WEST HAVEN	759-25 WEST HAVEN	759-75 WEST HAVEN	759-95 WEST HAVEN	770/771/772/773/774 -CO MADISON/MELVILLE/ MARLEIGH/MANNING/ MALLORY CORNER OTTOMAN	770/771/772/773/774 -OT MADISON/MELVILLE/ MARLEIGH/MANNING/ MALLORY OTTOMAN
DESCRIPTION:	OTTOMAN	STATIONARY CHAIR 8-WAY HAND TIE	STATIONARY LOVESEAT 8-WAY HAND TIE	STATIONARY SOFA 8-WAY HAND TIE		
PROGRAM:					PLAZA MIDWOOD	PLAZA MIDWOOD
STANDARD FINISH:	MH-MAHOGANY	MH-MAHOGANY	MH-MAHOGANY	MH-MAHOGANY	MH-MAHOGANY	MH-MAHOGANY
SEE PG 3 FOR A COMPLETE LIST OF AVAIL FINISHES	OPTIONAL FINISHES AVAIL AT NO UPCHARGE	OPTIONAL FINISHES AVAIL AT NO UPCHARGE	OPTIONAL FINISHES AVAIL AT NO UPCHARGE	OPTIONAL FINISHES AVAIL AT NO UPCHARGE	OPTIONAL FINISHES AVAIL AT NO UPCHARGE	OPTIONAL FINISHES AVAIL AT NO UPCHARGE
STANDARD CUSHION: ADDITIONAL CUSHION OPTIONS:	N/A	SPRING DOWN EXTRA FIRM - \$75	SPRING DOWN EXTRA FIRM - \$150	SPRING DOWN EXTRA FIRM - \$225	N/A	N/A
PILLOW TYPE:	N/A	LOOSE PILLOW	LOOSE PILLOW	LOOSE PILLOW	N/A	N/A
SPECIAL PROGRAM OPTIONS:	Choice of Turned or Tapered Leg	Choice of Turned or Tapered Leg	Choice of Turned or Tapered Leg	Choice of Turned or Tapered Leg	N/A	STD LEG - TAPERED OPT LEG - CONE
STANDARD RELEASE:	N/A	N/A	N/A	N/A	N/A	N/A
POWER RECLINE OPTIONS:	N/A	N/A	N/A	N/A	N/A	N/A
POWER UPCHARGES INCLUDE ALL MOTORIZED SEATS PER SKU						
STANDARD NAIL:	NATURAL #9	NATURAL #9	NATURAL #9	NATURAL #9	770/771/772/773 - N/A 774 - NAT #9	770/771/772 - N/A 773/774 - NAT #9
NO NAIL OPTION:	AVAILABLE	AVAILABLE	AVAILABLE	AVAILABLE	770/771/772/773 - STD 774 - AVAILABLE	770/771/772 - STD 773/774 - AVAILABLE
OVERALL DIMENSIONS:	W 26" D 19 1/2" H 15 1/2"	W 37" D 38" H 36"	W 59" D 38" H 36"	W 82" D 38" H 36"	SEE SCHEMATIC ON PAGES 90 - 92 FOR DIMENSIONS PER STYLE	SEE SCHEMATIC ON PAGES 90 - 92 FOR DIMENSIONS PER STYLE
WEDGEWALL SPACE:						
SEAT HEIGHT:		21	21	21		
SEAT DEPTH:		21	21	21		
SEAT WIDTH:		23	46	68		
ARM HEIGHT:		25	25	25		
SEAT TO BACK HEIGHT:		15	15	15		
DIST FRM WALL TO RECLNE:						
CHAIR IN FULL RECLINE:						
WEIGHT:	32	113	165	245	45	30
54 " PLAIN COM YDG.	3 1/4	8 3/4	12 1/4	15 3/4	5 1/4	3
CUBES:	11.71	44.22	90.23	120.34	26.83	11.71
FABRIC GRADE I / COM	1549	3009	4689	5079	1719	1109
FABRIC GRADE II	1649	3169	5019	5409	1819	1319
FABRIC GRADE III / COL	1749	3339	5349	5739	1919	1419
FABRIC GRADE IV	1849	3499	5679	6069	2019	1519
FABRIC GRADE V	1949	3669	6009	6399	2109	1619
FABRIC GRADE VI	2049	3829	6339	6729	2209	1719
MARRIED COVER						
LEATHER - GRADE 1	1979	4229	7259	7689	2079	1389
LEATHER - GRADE 2	2079	4389	7589	8019	2179	1489
LEATHER - GRADE 3	2279	4719	8249	8679	2379	1689
LEATHER - GRADE 4	2479	5049	8909	9339	2579	1879
LEATHER - NOVELTY	2769	5219	8749	9179	2869	2179
LEATHER - NOVELTY PREMIUM	3269	5709	9239	9669	3369	2679

ITEM NUMBER:	770/771/772/773/774 <b>-SO</b>	770/771/772/773/774 <b>-25</b>	770/771/772/773/774 <b>-25SW</b>	770/771/772/773/774 <b>-38</b>	770/771/772/773/774 <b>-41</b>	770/771/772/773/774 <b>-42</b>
DESCRIPTION:	MADISON/MELVILLE/ MARLEIGH/MANNING/ MALLORY SECTIONAL OTTOMAN	MADISON/MELVILLE/ MARLEIGH/MANNING/ MALLORY 8-WAY HAND TIE STATIONARY CHAIR	MADISON/MELVILLE/ MARLEIGH/MANNING/ MALLORY SWIVEL CHAIR	MADISON/MELVILLE/ MARLEIGH/MANNING/ MALLORY ARMLESS CHAIR	MADISON/MELVILLE/ MARLEIGH/MANNING/ MALLORY LAF CHAISE 8-WAY HAND TIE	MADISON/MELVILLE/ MARLEIGH/MANNING/ MALLORY RAF CHAISE 8-WAY HAND TIE
PROGRAM:	PLAZA MIDWOOD	PLAZA MIDWOOD	PLAZA MIDWOOD	PLAZA MIDWOOD	PLAZA MIDWOOD	PLAZA MIDWOOD
STANDARD FINISH:	MH-MAHOGANY	MH-MAHOGANY	MH-MAHOGANY	MH-MAHOGANY	MH-MAHOGANY	MH-MAHOGANY
SEE PG 3 FOR A COMPLETE LIST OF AVAIL FINISHES	OPTIONAL FINISHES AVAIL AT NO UPCHARGE	OPTIONAL FINISHES AVAIL AT NO UPCHARGE	OPTIONAL FINISHES AVAIL AT NO UPCHARGE	OPTIONAL FINISHES AVAIL AT NO UPCHARGE	OPTIONAL FINISHES AVAIL AT NO UPCHARGE	OPTIONAL FINISHES AVAIL AT NO UPCHARGE
STANDARD CUSHION: ADDITIONAL CUSHION OPTIONS:	N/A	SPRING DOWN EXTRA FIRM - \$75	SPRING DOWN EXTRA FIRM - \$75	SPRING DOWN EXTRA FIRM - \$75	SPRING DOWN EXTRA FIRM - \$150	SPRING DOWN EXTRA FIRM - \$150
PILLOW TYPE:	N/A	LOOSE PILLOW	LOOSE PILLOW	LOOSE PILLOW	LOOSE PILLOW	LOOSE PILLOW
SPECIAL PROGRAM OPTIONS:	N/A	STD LEG - TAPERED OPT LEG - CONE	SWIVEL - STD MEMORY SWIVEL-AVAIL	STD LEG - TAPERED OPT LEG - CONE	STD LEG - TAPERED OPT LEG - CONE	STD LEG - TAPERED OPT LEG - CONE
STANDARD RELEASE:	N/A	N/A	N/A	N/A	N/A	N/A
POWER RECLINE OPTIONS:	N/A	N/A	N/A	N/A	N/A	N/A
POWER UPCHARGES INCLUDE ALL MOTORIZED SEATS PER SKU						
STANDARD NAIL:	770/771/772/773 - N/A 774 - NAT #9	770/771/772 - N/A 773/774 - NAT #9	770/771/772 - N/A 773/774 - NAT #9	770/771/772/773 - N/A 774 - NAT #9	770/771/772 - N/A 773/774 - NAT #9	770/771/772 - N/A 773/774 - NAT #9
NO NAIL OPTION:	770/771/772/773 - STD 774 - AVAILABLE	770/771/772 - STD 773/774 - AVAILABLE	770/771/772 - STD 773/774 - AVAILABLE	770/771/772/773 - STD 774 - AVAILABLE	770/771/772 - STD 773/774 - AVAILABLE	770/771/772 - STD 773/774 - AVAILABLE
OVERALL DIMENSIONS:	SEE SCHEMATIC ON PAGES 90 - 92 FOR DIMENSIONS PER STYLE	SEE SCHEMATIC ON PAGES 90 - 92 FOR DIMENSIONS PER STYLE	SEE SCHEMATIC ON PAGES 90 - 92 FOR DIMENSIONS PER STYLE	SEE SCHEMATIC ON PAGES 90 - 92 FOR DIMENSIONS PER STYLE	SEE SCHEMATIC ON PAGES 90 - 92 FOR DIMENSIONS PER STYLE	SEE SCHEMATIC ON PAGES 90 - 92 FOR DIMENSIONS PER STYLE
WEDGEWALL SPACE:						
SEAT HEIGHT:		20	20	20	20	20
SEAT DEPTH:		22	22	22	48	48
SEAT WIDTH:		23	23	23	23	23
ARM HEIGHT:		25	25		25	25
SEAT TO BACK HEIGHT:		16	16	16	16	16
DIST FRM WALL TO RECLNE:						
CHAIR IN FULL RECLINE:						
WEIGHT:	55	112	121	71	130	130
54 " PLAIN COM YDG.	4 3/4	7 3/4	7 3/4	5	8	8
CUBES:	26.83	44.22	44.22	44.22	90.23	90.23
FABRIC GRADE I / COM	1919	2769	2939	2079	3469	3469
FABRIC GRADE II	2019	2939	3099	2249	3669	3669
FABRIC GRADE III / COL	2109	3099	3269	2409	3859	3859
FABRIC GRADE IV	2209	3269	3429	2579	4059	4059
FABRIC GRADE V	2309	3429	3599	2739	4259	4259
FABRIC GRADE VI	2409	3599	3759	2909	4459	4459
MARRIED COVER						
LEATHER - GRADE 1	2439	3799	3999	2769	4689	4689
LEATHER - GRADE 2	2539	3959	4159	2939	4889	4889
LEATHER - GRADE 3	2739	4289	4489	3269	5279	5279
LEATHER - GRADE 4	2939	4619	4819	3599	5679	5679
LEATHER - NOVELTY	3239	4789	4989	3759	5779	5779
LEATHER - NOVELTY PREMIUM	3729	5279	5479	4259	6269	6269



ITEM NUMBER:	770/771/772/773/774 <b>-57</b>	770/771/772/773/774 <b>-58</b>	770/771/772/773/774 <b>-66</b>	770/771/772/773/774 <b>-68</b>	770/771/772/773/774 <b>-75</b>	770/771/772/773/774 <b>-78</b>
DESCRIPTION:	MADISON/MELVILLE/ MARLEIGH/MANNING/ MALLORY LAF STATIONARY LOVESEAT 8-WAY HAND TIE	MADISON/MELVILLE/ MARLEIGH/MANNING/ MALLORY RAF STATIONARY LOVESEAT 8-WAY HAND TIE	MADISON/MELVILLE/ MARLEIGH/MANNING/ MALLORY TRUE CORNER WEDGE 8-WAY HAND TIE	MADISON/MELVILLE/ MARLEIGH/MANNING/ MALLORY CORNER WEDGE 8-WAY HAND TIE	MADISON/MELVILLE/ MARLEIGH/MANNING/ MALLORY STATIONARY LOVESEAT 8-WAY HAND TIE	MADISON/MELVILLE/ MARLEIGH/MANNING/ MALLORY STATIONARY ARMLESS LOVESEAT 8-WAY HAND TIE
PROGRAM:	PLAZA MIDWOOD	PLAZA MIDWOOD	PLAZA MIDWOOD	PLAZA MIDWOOD	PLAZA MIDWOOD	PLAZA MIDWOOD
STANDARD FINISH:	MH-MAHOGANY	MH-MAHOGANY	MH-MAHOGANY	MH-MAHOGANY	MH-MAHOGANY	MH-MAHOGANY
SEE PG 3 FOR A COMPLETE LIST OF AVAIL FINISHES	OPTIONAL FINISHES AVAIL AT NO UPCHARGE	OPTIONAL FINISHES AVAIL AT NO UPCHARGE	OPTIONAL FINISHES AVAIL AT NO UPCHARGE	OPTIONAL FINISHES AVAIL AT NO UPCHARGE	OPTIONAL FINISHES AVAIL AT NO UPCHARGE	OPTIONAL FINISHES AVAIL AT NO UPCHARGE
STANDARD CUSHION: ADDITIONAL CUSHION OPTIONS:	SPRING DOWN EXTRA FIRM - \$150	SPRING DOWN EXTRA FIRM - \$150	SPRING DOWN EXTRA FIRM - \$150	SPRING DOWN EXTRA FIRM - \$150	SPRING DOWN EXTRA FIRM - \$150	SPRING DOWN EXTRA FIRM - \$150
PILLOW TYPE:	LOOSE PILLOW	LOOSE PILLOW	LOOSE PILLOW	LOOSE PILLOW	LOOSE PILLOW	LOOSE PILLOW
SPECIAL PROGRAM OPTIONS:	STD LEG - TAPERED OPT LEG - CONE	STD LEG - TAPERED OPT LEG - CONE	STD LEG - TAPERED OPT LEG - CONE	STD LEG - TAPERED OPT LEG - CONE	STD LEG - TAPERED OPT LEG - CONE	STD LEG - TAPERED OPT LEG - CONE
STANDARD RELEASE:	N/A	N/A	N/A	N/A	N/A	N/A
POWER RECLINE OPTIONS:	N/A	N/A	N/A	N/A	N/A	N/A
POWER UPCHARGES INCLUDE ALL MOTORIZED SEATS PER SKU						
STANDARD NAIL:	770/771/772 - N/A 773/774 - NAT #9	770/771/772 - N/A 773/774 - NAT #9	770/771/772/773 - N/A 774 - NAT #9	770/771/772/773 - N/A 774 - NAT #9	770/771/772 - N/A 773/774 - NAT #9	770/771/772/773 - N/A 774 - NAT #9
NO NAIL OPTION:	770/771/772 - STD 773/774 - AVAILABLE	770/771/772 - STD 773/774 - AVAILABLE	770/771/772/773 - STD 774 - AVAILABLE	770/771/772/773 - STD 774 - AVAILABLE	770/771/772 - STD 773/774 - AVAILABLE	770/771/772/773 - STD 774 - AVAILABLE
OVERALL DIMENSIONS:	SEE SCHEMATIC ON PAGES 90 - 92 FOR DIMENSIONS PER STYLE	SEE SCHEMATIC ON PAGES 90 - 92 FOR DIMENSIONS PER STYLE	SEE SCHEMATIC ON PAGES 90 - 92 FOR DIMENSIONS PER STYLE	SEE SCHEMATIC ON PAGES 90 - 92 FOR DIMENSIONS PER STYLE	SEE SCHEMATIC ON PAGES 90 - 92 FOR DIMENSIONS PER STYLE	SEE SCHEMATIC ON PAGES 90 - 92 FOR DIMENSIONS PER STYLE
WEDGEWALL SPACE:				47		
SEAT HEIGHT:	20	20	20	20	20	
SEAT DEPTH:	22	22	22		22	
SEAT WIDTH:	46	46	22		46	
ARM HEIGHT:	25	25			25	
SEAT TO BACK HEIGHT:	16	16	16	16	16	
DIST FRM WALL TO RECLNE:						
CHAIR IN FULL RECLINE:						
WEIGHT:	210	210	130	130	210	160
54 " PLAIN COM YDG.	10 1/2	10 1/2	8.75	10	11 3/4	9 1/2
CUBES:	90.23	90.23	90.23	90.23	90.23	90.23
FABRIC GRADE I / COM	3999	3999	3099	3629	5019	3299
FABRIC GRADE II	4159	4159	3299	3829	5349	3629
FABRIC GRADE III / COL	4329	4329	3499	4029	5679	3959
FABRIC GRADE IV	4489	4489	3699	4229	6009	4289
FABRIC GRADE V	4659	4659	3899	4419	6339	4619
FABRIC GRADE VI	4819	4819	4089	4819	6669	4949
MARRIED COVER						
LEATHER - GRADE 1	5019	5019	4329	5019	6729	4329
LEATHER - GRADE 2	5179	5179	4519	5219	7059	4659
LEATHER - GRADE 3	5509	5509	5919	5609	7719	5319
LEATHER - GRADE 4	5839	5839	5319	6009	8379	5979
LEATHER - NOVELTY	6009	6009	5409	6109	8219	5809
LEATHER - NOVELTY PREMIUM	6499	6499	5909	6599	8709	6309

ITEM NUMBER:	770/771/772/773/774 <b>-83</b>	770/771/772/773/774 <b>-84</b>	770/771/772/773/774 <b>-86</b>	770/771/772/773/774 <b>-87</b>	770/771/772/773/774 <b>-93</b>	770/771/772/773/774 <b>-94</b>
DESCRIPTION:	MADISON/MELVILLE/ MARLEIGH/MANNING/ MALLORY LAF STATIONARY SOFA 8-WAY HAND TIE	MADISON/MELVILLE/ MARLEIGH/MANNING/ MALLORY RAF STATIONARY SOFA 8-WAY HAND TIE	MADISON/MELVILLE/ MARLEIGH/MANNING/ MALLORY SMALL STATIONARY SOFA 8-WAY HAND TIE	MADISON/MELVILLE/ MARLEIGH/MANNING/ MALLORY STATIONARY SMALL SOFA 8-WAY HAND TIE	MADISON/MELVILLE/ MARLEIGH/MANNING/ MALLORY LAF STATIONARY CORNER RETURN SOFA 8-WAY HAND TIE	MADISON/MELVILLE/ MARLEIGH/MANNING/ MALLORY RAF STATIONARY CORNER RETURN SOFA 8-WAY HAND TIE
PROGRAM:	PLAZA MIDWOOD	PLAZA MIDWOOD	PLAZA MIDWOOD	PLAZA MIDWOOD	PLAZA MIDWOOD	PLAZA MIDWOOD
STANDARD FINISH:	MH-MAHOGANY	MH-MAHOGANY	MH-MAHOGANY	MH-MAHOGANY	MH-MAHOGANY	MH-MAHOGANY
SEE PG 3 FOR A COMPLETE LIST OF AVAIL FINISHES	OPTIONAL FINISHES AVAIL AT NO UPCHARGE	OPTIONAL FINISHES AVAIL AT NO UPCHARGE	OPTIONAL FINISHES AVAIL AT NO UPCHARGE	OPTIONAL FINISHES AVAIL AT NO UPCHARGE	OPTIONAL FINISHES AVAIL AT NO UPCHARGE	OPTIONAL FINISHES AVAIL AT NO UPCHARGE
STANDARD CUSHION: ADDITIONAL CUSHION OPTIONS:	SPRING DOWN EXTRA FIRM - \$225	SPRING DOWN EXTRA FIRM - \$225	SPRING DOWN EXTRA FIRM - \$225	SPRING DOWN EXTRA FIRM - \$225	SPRING DOWN EXTRA FIRM - \$225	SPRING DOWN EXTRA FIRM - \$225
PILLOW TYPE:	LOOSE PILLOW	LOOSE PILLOW	LOOSE PILLOW	LOOSE PILLOW	LOOSE PILLOW	LOOSE PILLOW
SPECIAL PROGRAM OPTIONS:	STD LEG - TAPERED OPT LEG - CONE	STD LEG - TAPERED OPT LEG - CONE	STD LEG - TAPERED OPT LEG - CONE	STD LEG - TAPERED OPT LEG - CONE	STD LEG - TAPERED OPT LEG - CONE	STD LEG - TAPERED OPT LEG - CONE
STANDARD RELEASE:	N/A	N/A	N/A	N/A	N/A	N/A
POWER RECLINE OPTIONS:	N/A	N/A	N/A	N/A	N/A	N/A
POWER UPCHARGES INCLUDE ALL MOTORIZED SEATS PER SKU						
STANDARD NAIL:	770/771/772 - N/A 773/774 - NAT #9	770/771/772 - N/A 773/774 - NAT #9	770/771/772 - N/A 773/774 - NAT #9	770/771/772 - N/A 773/774 - NAT #9	770/771/772 - N/A 773/774 - NAT #9	770/771/772 - N/A 773/774 - NAT #9
NO NAIL OPTION:	770/771/772 - STD 773/774 - AVAILABLE	770/771/772 - STD 773/774 - AVAILABLE	770/771/772 - STD 773/774 - AVAILABLE	770/771/772 - STD 773/774 - AVAILABLE	770/771/772 - STD 773/774 - AVAILABLE	770/771/772 - STD 773/774 - AVAILABLE
OVERALL DIMENSIONS:	SEE SCHEMATIC ON PAGES 90 - 92 FOR DIMENSIONS PER STYLE	SEE SCHEMATIC ON PAGES 90 - 92 FOR DIMENSIONS PER STYLE	SEE SCHEMATIC ON PAGES 90 - 92 FOR DIMENSIONS PER STYLE	SEE SCHEMATIC ON PAGES 90 - 92 FOR DIMENSIONS PER STYLE	SEE SCHEMATIC ON PAGES 90 - 92 FOR DIMENSIONS PER STYLE	SEE SCHEMATIC ON PAGES 90 - 92 FOR DIMENSIONS PER STYLE
WEDGEWALL SPACE:						
SEAT HEIGHT:	20	20	20	20		
SEAT DEPTH:	22	22	22	22		
SEAT WIDTH:	69	69	69	69		
ARM HEIGHT:	25	25	25	25		
SEAT TO BACK HEIGHT:	16	16	16	16		
DIST FRM WALL TO RECLNE:						
CHAIR IN FULL RECLINE:						
WEIGHT:	192	192	187	187	222	222
54 " PLAIN COM YDG.	14 1/2	14 1/2	14 1/2	15 1/4	18	18
CUBES:	120.34	120.34	120.34	120.34	120.34	120.34
FABRIC GRADE I / COM	4849	4849	5179	5179	5879	5879
FABRIC GRADE II	5179	5179	5509	5509	6209	6209
FABRIC GRADE III / COL	5509	5509	5839	5839	6539	6539
FABRIC GRADE IV	5839	5839	6169	6169	6869	6869
FABRIC GRADE V	6169	6169	6499	6499	7199	7199
FABRIC GRADE VI	6499	6499	6829	6829	7529	7529
MARRIED COVER						
LEATHER - GRADE 1	6929	6929	7099	7099	8919	8919
LEATHER - GRADE 2	7259	7259	7429	7429	8949	8949
LEATHER - GRADE 3	7919	7919	8089	8089	9609	9609
LEATHER - GRADE 4	8579	8579	8749	8749	10269	10269
LEATHER - NOVELTY	8419	8419	8579	8579	10099	10099
LEATHER - NOVELTY PREMIUM	8909	8909	5079	5079	10599	10599

ITEM NUMBER:	770/771/772/773/774 <b>-95</b>	770/771/772/773/774 <b>-97</b>	770/771/772/773/774 <b>-98</b>	770/771/772/773/774 <b>-99</b>	780-OT	780-25
DESCRIPTION:	MADISON/MELVILLE/ MARLEIGH/MANNING/ MALLORY STATIONARY SOFA 8-WAY HAND TIE	MADISON/MELVILLE/ MARLEIGH/MANNING/ MALLORY STATIONARY SOFA 8-WAY HAND TIE	MADISON/MELVILLE/ MARLEIGH/MANNING/ MALLORY STATIONARY CONVERSATION SOFA 8-WAY HAND TIE	MADISON/MELVILLE/ MARLEIGH/MANNING/ MALLORY STATIONARY CONVERSATION SOFA 8-WAY HAND TIE	CARRADO  OTTOMAN	CARRADO  STATIONARY CHAIR 8-WAY HAND TIE
PROGRAM:	PLAZA MIDWOOD	PLAZA MIDWOOD	PLAZA MIDWOOD	PLAZA MIDWOOD	BYX (SEE PG 84 - 86)	BYX (SEE PG 84 - 86)
STANDARD FINISH:	MH-MAHOGANY	MH-MAHOGANY	MH-MAHOGANY	MH-MAHOGANY	MH-MAHOGANY	MH-MAHOGANY
SEE PG 3 FOR A COMPLETE LIST OF AVAIL FINISHES	OPTIONAL FINISHES AVAIL AT NO UPCHARGE	OPTIONAL FINISHES AVAIL AT NO UPCHARGE	OPTIONAL FINISHES AVAIL AT NO UPCHARGE	OPTIONAL FINISHES AVAIL AT NO UPCHARGE	OPTIONAL FINISHES AVAIL AT NO UPCHARGE	OPTIONAL FINISHES AVAIL AT NO UPCHARGE
STANDARD CUSHION: ADDITIONAL CUSHION OPTIONS:	SPRING DOWN EXTRA FIRM - \$225	SPRING DOWN EXTRA FIRM - \$225	SPRING DOWN EXTRA FIRM - \$225	SPRING DOWN EXTRA FIRM - \$225	N/A	SPRING DOWN EXTRA FIRM - \$75
PILLOW TYPE:	LOOSE PILLOW	LOOSE PILLOW	LOOSE PILLOW	LOOSE PILLOW	N/A	LOOSE PILLOW
SPECIAL PROGRAM OPTIONS:	STD LEG - TAPERED OPT LEG - CONE	STD LEG - TAPERED OPT LEG - CONE	STD LEG - TAPERED OPT LEG - CONE	STD LEG - TAPERED OPT LEG - CONE	Choice of Turned or Tapered Leg	Choice of Turned or Tapered Leg
STANDARD RELEASE:	N/A	N/A	N/A	N/A	N/A	N/A
POWER RECLINE OPTIONS:	N/A	N/A	N/A	N/A	N/A	N/A
POWER UPCHARGES INCLUDE ALL MOTORIZED SEATS PER SKU						
STANDARD NAIL:	770/771/772 - N/A 773/774 - NAT #9	770/771/772 - N/A 773/774 - NAT #9	770/771/772 - N/A 773/774 - NAT #9	770/771/772 - N/A 773/774 - NAT #9	NATURAL #54	NATURAL #9/#54
NO NAIL OPTION:	770/771/772 - STD 773/774 - AVAILABLE	770/771/772 - STD 773/774 - AVAILABLE	770/771/772 - STD 773/774 - AVAILABLE	770/771/772 - STD 773/774 - AVAILABLE	AVAILABLE	AVAILABLE
OVERALL DIMENSIONS:	SEE SCHEMATIC ON PAGES 90 - 92 FOR DIMENSIONS PER STYLE	SEE SCHEMATIC ON PAGES 90 - 92 FOR DIMENSIONS PER STYLE	SEE SCHEMATIC ON PAGES 90 - 92 FOR DIMENSIONS PER STYLE	SEE SCHEMATIC ON PAGES 90 - 92 FOR DIMENSIONS PER STYLE	W 29 1/2" D 21" H 18"	W 40" D 41" H 38"
WEDGEWALL SPACE:						
SEAT HEIGHT:	20	20		20		20.5
SEAT DEPTH:	22	22		22		22
SEAT WIDTH:	75	75		77		21
ARM HEIGHT:	25	25		25		25.5
SEAT TO BACK HEIGHT:	16	16		16		17.5
DIST FRM WALL TO RECLNE:						
CHAIR IN FULL RECLINE:						
WEIGHT:	192	198	241	241	38	127
54 " PLAIN COM YDG.	18 1/2			21 3/4	2 3/4	9 3/4
CUBES:	120.34	120.34		173.13	11.71	49.57
FABRIC GRADE I / COM	5549	5549	6469	6469	1389	2939
FABRIC GRADE II	5879	5879	6799	6799	1489	3099
FABRIC GRADE III / COL	6209	6209	7129	7129	1589	3269
FABRIC GRADE IV	6539	6539	7459	7459	1689	3429
FABRIC GRADE V	6869	6869	7789	7789	1779	3599
FABRIC GRADE VI	7199	7199	8119	8119	1879	3759
MARRIED COVER					MARRIED COVER AVAILABLE. PRICING GRID ON PG 82 - 83	MARRIED COVER AVAILABLE. PRICING GRID ON PG 82 - 83
LEATHER - GRADE 1	7459	7459	8649	8649	1719	4159
LEATHER - GRADE 2	7789	7789	8979	8979	1819	4329
LEATHER - GRADE 3	8449	8449	9639	9639	2019	4659
LEATHER - GRADE 4	9109	9109	10299	10299	2209	4989
LEATHER - NOVELTY	8949	8949	10129	10129	2509	5149
LEATHER - NOVELTY PREMIUM	9439	9439	10629	10629	3009	5649

ITEM NUMBER:	780-75	780-95	804-RD	804-SQ	804-REC	805-RD
DESCRIPTION:	CARRADO  STATIONARY LOVESEAT 8-WAY HAND TIE	CARRADO  STATIONARY SOFA 8-WAY HAND TIE	WELL-ROUNDED  ROUND SMOOTH TOP W/ BUTTON OTTOMAN	FAIR N SQUARE  SQUARE SMOOTH TOP W/ BUTTON OTTOMAN	RECTS  RECTANGLE SMOOTH TOP OTTOMAN	WELL-ROUNDED  ROUND TUFTED TOP OTTOMAN
PROGRAM:		BYX (SEE PG 84 - 86)	LUXURY ACCENTS	LUXURY ACCENTS	LUXURY ACCENTS	LUXURY ACCENTS
STANDARD FINISH:	MH-MAHOGANY	MH-MAHOGANY	MH-MAHOGANY	MH-MAHOGANY	MH-MAHOGANY	MH-MAHOGANY
SEE PG 3 FOR A COMPLETE LIST OF AVAIL FINISHES	OPTIONAL FINISHES AVAIL AT NO UPCHARGE	OPTIONAL FINISHES AVAIL AT NO UPCHARGE	OPTIONAL FINISHES AVAIL AT NO UPCHARGE	OPTIONAL FINISHES AVAIL AT NO UPCHARGE	OPTIONAL FINISHES AVAIL AT NO UPCHARGE	OPTIONAL FINISHES AVAIL AT NO UPCHARGE
STANDARD CUSHION: ADDITIONAL CUSHION OPTIONS:	SPRING DOWN EXTRA FIRM - \$150	SPRING DOWN EXTRA FIRM - \$225	N/A	N/A	N/A	N/A
PILLOW TYPE:	LOOSE PILLOW	LOOSE PILLOW	N/A	N/A	N/A	N/A
SPECIAL PROGRAM OPTIONS:	Choice of Turned or Tapered Leg	Choice of Turned or Tapered Leg	Choice of Turned or Tapered Leg Caster Leg Opt- \$150	Choice of Turned or Tapered Leg Caster Leg Opt- \$150	Choice of Turned or Tapered Leg Caster Leg Opt- \$150	Choice of Turned or Tapered Leg Caster Leg Opt- \$150
STANDARD RELEASE:	N/A	N/A	N/A	N/A	N/A	N/A
POWER RECLINE OPTIONS:	N/A	N/A	N/A	N/A	N/A	N/A
POWER UPCHARGES INCLUDE ALL MOTORIZED SEATS PER SKU						
STANDARD NAIL:	NATURAL #9/#54	NATURAL #9/#54	NATURAL #9	NATURAL #9	NATURAL #9	NATURAL #9
NO NAIL OPTION:	AVAILABLE	AVAILABLE	AVAILABLE	AVAILABLE	AVAILABLE	AVAILABLE
OVERALL DIMENSIONS:	W 64 1/2" D 41" H 38"	W 87 1/2" D 41" H 38"	W 38" D 38" H 17 1/2"	W 33" D 33" H 17 1/2"	W 42 1/2" D 25" H 17 1/2"	W 38" D 38" H 17 1/2"
WEDGEWALL SPACE:						
SEAT HEIGHT:	20.5	20.5				
SEAT DEPTH:	22	22				
SEAT WIDTH:	45.5	68.5				
ARM HEIGHT:	25.5	25.5				
SEAT TO BACK HEIGHT:	17.5	17.5				
DIST FRM WALL TO RECLNE:						
CHAIR IN FULL RECLINE:						
WEIGHT:	175	245	89	89	88	89
54 " PLAIN COM YDG.	11 3/4	17 1/2	4 1/4	3 1/2	4	4 3/4
CUBES:	90.23	120.34	26.83	26.83	26.83	26.83
FABRIC GRADE I / COM	4849	5179	1719	1719	1719	2079
FABRIC GRADE II	5179	5509	1819	1819	1819	2179
FABRIC GRADE III / COL	5509	5839	1919	1919	1919	2279
FABRIC GRADE IV	5839	6169	2019	2019	2019	2379
FABRIC GRADE V	6169	6499	2109	2109	2109	2479
FABRIC GRADE VI	6499	6829	2209	2209	2209	2579
MARRIED COVER	MARRIED COVER AVAILABLE. PRICING GRID ON PG 82 - 83	MARRIED COVER AVAILABLE. PRICING GRID ON PG 82 - 83	ADD LEATHER BORDER - \$450 UPCHARGE	ADD LEATHER BORDER - \$450 UPCHARGE	ADD LEATHER BORDER - \$450 UPCHARGE	ADD LEATHER BORDER - \$450 UPCHARGE
LEATHER - GRADE 1	7459	7789	2079	2079	2079	2409
LEATHER - GRADE 2	7789	8119	2179	2179	2179	2509
LEATHER - GRADE 3	8449	8779	2379	2379	2379	2709
LEATHER - GRADE 4	9109	9439	2579	2579	2579	2909
LEATHER - NOVELTY	8949	9279	2869	2869	2869	3199
LEATHER - NOVELTY PREMIUM	9439	9769	3369	3369	3369	3699

ITEM NUMBER:	805-SQ	805-REC	806-RD	806-SQ	806-REC	807-RD
DESCRIPTION:	FAIR N SQUARE  SQUARE TUFTED TOP OTTOMAN	RECTS  RECTANGLE TUFTED TOP OTTOMAN	WELL-ROUNDED  ROUND SMOOTH TOP W/ BUTTON OTTOMAN	FAIR N SQUARE  SQUARE SMOOTH TOP W/ BUTTON OTTOMAN	RECTS  RECTANGLE SMOOTH TOP OTTOMAN	WELL-ROUNDED  ROUND TUFTED TOP OTTOMAN
PROGRAM:	LUXURY ACCENTS	LUXURY ACCENTS	LUXURY ACCENTS	LUXURY ACCENTS	LUXURY ACCENTS	LUXURY ACCENTS
STANDARD FINISH:	MH-MAHOGANY	MH-MAHOGANY	MH-MAHOGANY	MH-MAHOGANY	MH-MAHOGANY	MH-MAHOGANY
SEE PG 3 FOR A COMPLETE LIST OF AVAIL FINISHES	OPTIONAL FINISHES AVAIL AT NO UPCHARGE	OPTIONAL FINISHES AVAIL AT NO UPCHARGE	OPTIONAL FINISHES AVAIL AT NO UPCHARGE	OPTIONAL FINISHES AVAIL AT NO UPCHARGE	OPTIONAL FINISHES AVAIL AT NO UPCHARGE	OPTIONAL FINISHES AVAIL AT NO UPCHARGE
STANDARD CUSHION: ADDITIONAL CUSHION OPTIONS:	N/A	N/A	N/A	N/A	N/A	N/A
PILLOW TYPE:	N/A	N/A	N/A	N/A	N/A	N/A
SPECIAL PROGRAM OPTIONS:	Choice of Turned or Tapered Leg  Caster Leg Opt- \$150	Choice of Turned or Tapered Leg  Caster Leg Opt- \$150	Choice of Turned or Tapered Leg  Caster Leg Opt- \$150	Choice of Turned or Tapered Leg  Caster Leg Opt- \$150	Choice of Turned or Tapered Leg  Caster Leg Opt- \$150	Choice of Turned or Tapered Leg  Caster Leg Opt- \$150
STANDARD RELEASE:	N/A	N/A	N/A	N/A	N/A	N/A
POWER RECLINE OPTIONS:	N/A	N/A	N/A	N/A	N/A	N/A
POWER UPCHARGES INCLUDE ALL MOTORIZED SEATS PER SKU						
STANDARD NAIL:	NATURAL #9	NATURAL #9	NATURAL #9	NATURAL #9	NATURAL #9	NATURAL #9
NO NAIL OPTION:	AVAILABLE	AVAILABLE	AVAILABLE	AVAILABLE	AVAILABLE	AVAILABLE
OVERALL DIMENSIONS:	W 33" D 33" H 17 1/2"	W 42 1/2" D 25" H 17 1/2"	W 42 1/2" D 42 1/2" H 17 1/2"	W 42 1/2" D 42 1/2" H 17 1/2"	W 51 1/2" D 33 1/2" H 17 1/2"	W 42 1/2" D 42 1/2" H 42 1/2"
WEDGEWALL SPACE: SEAT HEIGHT: SEAT DEPTH: SEAT WIDTH: ARM HEIGHT: SEAT TO BACK HEIGHT: DIST FRM WALL TO RECLNE: CHAIR IN FULL RECLINE: WEIGHT: 54 " PLAIN COM YDG.	89 3 3/4	88 4 1/4	88 5 1/4	89 5 1/4	89 4 1/2	89 5 3/4
CUBES:	26.83	26.83	26.83	26.83	26.83	26.83
FABRIC GRADE I / COM	2079	2079	2079	2079	2079	2249
FABRIC GRADE II	2179	2179	2179	2179	2179	2349
FABRIC GRADE III / COL	2279	2279	2279	2279	2279	2439
FABRIC GRADE IV	2379	2379	2379	2379	2379	2539
FABRIC GRADE V	2479	2479	2479	2479	2479	2639
FABRIC GRADE VI	2579	2579	2579	2579	2579	2739
MARRIED COVER	ADD LEATHER BORDER - \$450 UPCHARGE	ADD LEATHER BORDER - \$450 UPCHARGE	ADD LEATHER BORDER - \$450 UPCHARGE	ADD LEATHER BORDER - \$450 UPCHARGE	ADD LEATHER BORDER - \$450 UPCHARGE	ADD LEATHER BORDER - \$450 UPCHARGE
LEATHER - GRADE 1	2409	2409	2409	2409	2409	2939
LEATHER - GRADE 2	2509	2509	2509	2509	2509	3039
LEATHER - GRADE 3	2709	2709	2709	2709	2709	3239
LEATHER - GRADE 4	2909	2909	2909	2909	2909	3429
LEATHER - NOVELTY	3199	3199	3199	3199	3199	3729
LEATHER - NOVELTY PREMIUM	3699	3699	3699	3699	3699	4229

ITEM NUMBER:	807-SQ	807-REC	866-OT	866-25	866-75	866-95
DESCRIPTION:	FAIR N SQUARE  SQUARE TUFTED TOP OTTOMAN	RECTS  RECTANGLE TUFTED TOP OTTOMAN	RICHARDSON  OTTOMAN	RICHARDSON  STATIONARY CHAIR 8-WAY HAND TIE	RICHARDSON  STATIONARY LOVESEAT 8-WAY HAND TIE	RICHARDSON  STATIONARY SOFA 8-WAY HAND TIE
PROGRAM:	LUXURY ACCENTS	LUXURY ACCENTS	BYX (SEE PG 84 - 86)	BYX (SEE PG 84 - 86)		BYX (SEE PG 84 - 86)
STANDARD FINISH:	MH-MAHOGANY	MH-MAHOGANY	MH-MAHOGANY	MH-MAHOGANY	MH-MAHOGANY	MH-MAHOGANY
SEE PG 3 FOR A COMPLETE LIST OF AVAIL FINISHES	OPTIONAL FINISHES AVAIL AT NO UPCHARGE	OPTIONAL FINISHES AVAIL AT NO UPCHARGE	OPTIONAL FINISHES AVAIL AT NO UPCHARGE	OPTIONAL FINISHES AVAIL AT NO UPCHARGE	OPTIONAL FINISHES AVAIL AT NO UPCHARGE	OPTIONAL FINISHES AVAIL AT NO UPCHARGE
STANDARD CUSHION: ADDITIONAL CUSHION OPTIONS:	N/A	N/A	N/A	SPRING DOWN EXTRA FIRM - \$75	SPRING DOWN EXTRA FIRM - \$150	SPRING DOWN EXTRA FIRM - \$225
PILLOW TYPE:	N/A	N/A	N/A	LOOSE PILLOW	LOOSE PILLOW	LOOSE PILLOW
SPECIAL PROGRAM OPTIONS:	Choice of Turned or Tapered Leg  Caster Leg Opt- \$150	Choice of Turned or Tapered Leg  Caster Leg Opt- \$150	CHOICE OF TURNED LEG OR TAPERED LEG	CHOICE OF TURNED LEG OR TAPERED LEG	CHOICE OF TURNED LEG OR TAPERED LEG	CHOICE OF TURNED LEG OR TAPERED LEG
STANDARD RELEASE:	N/A	N/A	N/A	N/A	N/A	N/A
POWER RECLINE OPTIONS:	N/A	N/A	N/A	N/A	N/A	N/A
POWER UPCHARGES INCLUDE ALL MOTORIZED SEATS PER SKU						
STANDARD NAIL:	NATURAL #9	NATURAL #9	NATURAL #9	NATURAL #9	NATURAL #9	NATURAL #9
NO NAIL OPTION:	AVAILABLE	AVAILABLE	AVAILABLE	AVAILABLE	AVAILABLE	AVAILABLE
OVERALL DIMENSIONS:	W 42 1/2" D 42 1/2" H 17 1/2"	W 51 1/2" D 33 1/2" H 17 1/2"	W 31" D 25" H 19 1/2"	W 42" D 41" H 34 1/2"	W 65 1/2" D 41" H 34 1/2"	W 91" D 41" H 34 1/2"
WEDGEWALL SPACE:						
SEAT HEIGHT:				20.5	20.5	20.5
SEAT DEPTH:				21.5	21.5	21.5
SEAT WIDTH:				23.5	50.5	73.5
ARM HEIGHT:				28	28	28
SEAT TO BACK HEIGHT:				15	15	15
DIST FRM WALL TO RECLNE:						
CHAIR IN FULL RECLINE:						
WEIGHT:	89	89	35	113	175	194
54 " PLAIN COM YDG.	5	5	3 1/2	8 1/2	13	16
CUBES:	26.83	26.83	11.7	68.61	90.23	120.34
FABRIC GRADE I / COM	2249	2249	1389	3099	5179	5549
FABRIC GRADE II	2349	2349	1489	3269	5509	5879
FABRIC GRADE III / COL	2439	2439	1589	3429	5839	6209
FABRIC GRADE IV	2539	2539	1689	3599	6169	6539
FABRIC GRADE V	2639	2639	1779	3759	6499	6869
FABRIC GRADE VI	2739	2739	1879	3929	6829	7199
MARRIED COVER	ADD LEATHER BORDER - \$450 UPCHARGE	ADD LEATHER BORDER - \$450 UPCHARGE	MARRIED COVER AVAILABLE. PRICING GRID ON PG 82 - 83	MARRIED COVER AVAILABLE. PRICING GRID ON PG 82 - 83	MARRIED COVER AVAILABLE. PRICING GRID ON PG 82 - 83	MARRIED COVER AVAILABLE. PRICING GRID ON PG 82 - 83
LEATHER - GRADE 1	2939	2939	1919	3339	7259	7629
LEATHER - GRADE 2	3039	3039	2019	3499	7589	7959
LEATHER - GRADE 3	3239	3239	2209	3829	8249	8919
LEATHER - GRADE 4	3429	3429	2409	4159	8909	9279
LEATHER - NOVELTY	3729	3729	2709	4329	8749	9109
LEATHER - NOVELTY PREMIUM	4229	4229	3199	4819	9239	9609

ITEM NUMBER:	870/871/872/873/874 <b>-CO</b> MADISON/MELVILLE/ MARLEIGH/MANNING/ MALLORY	870/871/872/873/874 <b>-OT</b> MADISON/MELVILLE/ MARLEIGH/MANNING/ MALLORY	870/871/872/873/874 <b>-SO</b> MADISON/MELVILLE/ MARLEIGH/MANNING/ MALLORY	870/871/872/873/874 <b>-25</b> MADISON/MELVILLE/ MARLEIGH/MANNING/ MALLORY	870/871/872/873/874 <b>-25SW</b> MADISON/MELVILLE/ MARLEIGH/MANNING/ MALLORY	870/871/872/873/874 <b>-38</b> MADISON/MELVILLE/ MARLEIGH/MANNING/ MALLORY
DESCRIPTION:	CORNER OTTOMAN	OTTOMAN	SECTIONAL OTTOMAN	CHAIR 8-WAY HAND TIE	SWIVEL CHAIR	ARMLESS CHAIR
PROGRAM:	PLAZA MIDWOOD	PLAZA MIDWOOD	PLAZA MIDWOOD	PLAZA MIDWOOD	PLAZA MIDWOOD	PLAZA MIDWOOD
STANDARD FINISH:	MH-MAHOGANY	MH-MAHOGANY	MH-MAHOGANY	MH-MAHOGANY	MH-MAHOGANY	MH-MAHOGANY
SEE PG 3 FOR A COMPLETE LIST OF AVAIL FINISHES	OPTIONAL FINISHES AVAIL AT NO UPCHARGE	OPTIONAL FINISHES AVAIL AT NO UPCHARGE	OPTIONAL FINISHES AVAIL AT NO UPCHARGE	OPTIONAL FINISHES AVAIL AT NO UPCHARGE	OPTIONAL FINISHES AVAIL AT NO UPCHARGE	OPTIONAL FINISHES AVAIL AT NO UPCHARGE
STANDARD CUSHION: ADDITIONAL CUSHION OPTIONS:	N/A	N/A	N/A	SPRING DOWN EXTRA FIRM - \$75	SPRING DOWN EXTRA FIRM - \$75	SPRING DOWN EXTRA FIRM - \$75
PILLOW TYPE:	N/A	N/A	N/A	LOOSE PILLOW	LOOSE PILLOW	LOOSE PILLOW
SPECIAL PROGRAM OPTIONS:	STD LEG - TAPERED OPT LEG - CONE	STD LEG - TAPERED OPT LEG - CONE	STD LEG - TAPERED OPT LEG - CONE	STD LEG - TAPERED OPT LEG - CONE	SWIVEL - STD MEMORY SWIVEL-AVAIL	STD LEG - TAPERED OPT LEG - CONE
STANDARD RELEASE:	N/A	N/A	N/A	N/A	N/A	N/A
POWER RECLINE OPTIONS:	N/A	N/A	N/A	N/A	N/A	N/A
POWER UPCHARGES INCLUDE ALL MOTORIZED SEATS PER SKU						
STANDARD NAIL:	870/871/872/873 - N/A 874 - NAT #9	870/871/872 - N/A 873/874 - NAT #9	870/871/872/873 - N/A 874 - NAT #9	870/871/872 - N/A 873/874 - NAT #9	870/871/872 - N/A 873/874 - NAT #9	870/871/872/873 - N/A 874 - NAT #9
NO NAIL OPTION:	870/871/872/873 - STD 874 - AVAILABLE	870/871/872 - STD 873/874 - AVAILABLE	870/871/872/873 - STD 874 - AVAILABLE	870/871/872 - STD 873/874 - AVAILABLE	870/871/872 - STD 873/874 - AVAILABLE	870/871/872/873 - STD 874 - AVAILABLE
OVERALL DIMENSIONS:	SEE SCHEMATIC ON PAGES 90 - 92 FOR DIMENSIONS PER STYLE	SEE SCHEMATIC ON PAGES 90 - 92 FOR DIMENSIONS PER STYLE	SEE SCHEMATIC ON PAGES 90 - 92 FOR DIMENSIONS PER STYLE	SEE SCHEMATIC ON PAGES 90 - 92 FOR DIMENSIONS PER STYLE	SEE SCHEMATIC ON PAGES 90 - 92 FOR DIMENSIONS PER STYLE	SEE SCHEMATIC ON PAGES 90 - 92 FOR DIMENSIONS PER STYLE
WEDGEWALL SPACE:				20	20	20
SEAT HEIGHT:				26	26.5	26
SEAT DEPTH:				23	23	23
SEAT WIDTH:				25.5	25.5	
ARM HEIGHT:				16	16	16
SEAT TO BACK HEIGHT:						
DIST FRM WALL TO RECLNE:						
CHAIR IN FULL RECLINE:						
WEIGHT:	50	35	60	121	126	96
54 " PLAIN COM YDG.	5 1/2	3	4 3/4	8 1/2	9	5 1/4
CUBES:	27.14	11.71	26.83	44.22	44.22	44.22
FABRIC GRADE I / COM	1919	1389	2079	3099	3299	2379
FABRIC GRADE II	2019	1489	2179	3269	3469	2539
FABRIC GRADE III / COL	2109	1589	2279	3429	3629	2709
FABRIC GRADE IV	2209	1689	2379	3599	3799	2869
FABRIC GRADE V	2309	1779	2479	3759	3959	3039
FABRIC GRADE VI	2409	1879	2579	3929	4129	3199
MARRIED COVER						
LEATHER - GRADE 1	2279	1589	2639	4259	4389	3239
LEATHER - GRADE 2	2379	1689	2739	4419	4559	3399
LEATHER - GRADE 3	2579	1879	2939	4749	4889	3729
LEATHER - GRADE 4	2769	2079	3139	5079	5219	4059
LEATHER - NOVELTY	3069	2379	3429	5249	5379	4229
LEATHER - NOVELTY PREMIUM	3569	2869	3929	5739	5879	4719

ITEM NUMBER:	870/871/872/873/874 <b>-41</b>	870/871/872/873/874 <b>-42</b>	870/871/872/873/874 <b>-57</b>	870/871/872/873/874 <b>-58</b>	870/871/872/873/874 <b>-66</b>	870/871/872/873/874 <b>-68</b>
DESCRIPTION:	MADISON/MELVILLE/ MARLEIGH/MANNING/ MALLORY LAF CHAISE 8-WAY HAND TIE	MADISON/MELVILLE/ MARLEIGH/MANNING/ MALLORY RAF CHAISE 8-WAY HAND TIE	MADISON/MELVILLE/ MARLEIGH/MANNING/ MALLORY LAF STATIONARY LOVESEAT 8-WAY HAND TIE	MADISON/MELVILLE/ MARLEIGH/MANNING/ MALLORY RAF STATIONARY LOVESEAT 8-WAY HAND TIE	MADISON/MELVILLE/ MARLEIGH/MANNING/ MALLORY TRUE CORNER WEDGE 8-WAY HAND TIE	MADISON/MELVILLE/ MARLEIGH/MANNING/ MALLORY CORNER WEDGE 8-WAY HAND TIE
PROGRAM:	PLAZA MIDWOOD	PLAZA MIDWOOD	PLAZA MIDWOOD	PLAZA MIDWOOD	PLAZA MIDWOOD	PLAZA MIDWOOD
STANDARD FINISH:	MH-MAHOGANY	MH-MAHOGANY	MH-MAHOGANY	MH-MAHOGANY	MH-MAHOGANY	MH-MAHOGANY
SEE PG 3 FOR A COMPLETE LIST OF AVAIL FINISHES	OPTIONAL FINISHES AVAIL AT NO UPCHARGE	OPTIONAL FINISHES AVAIL AT NO UPCHARGE	OPTIONAL FINISHES AVAIL AT NO UPCHARGE	OPTIONAL FINISHES AVAIL AT NO UPCHARGE	OPTIONAL FINISHES AVAIL AT NO UPCHARGE	OPTIONAL FINISHES AVAIL AT NO UPCHARGE
STANDARD CUSHION: ADDITIONAL CUSHION OPTIONS:	SPRING DOWN EXTRA FIRM - \$150	SPRING DOWN EXTRA FIRM - \$150	SPRING DOWN EXTRA FIRM - \$150	SPRING DOWN EXTRA FIRM - \$150	SPRING DOWN EXTRA FIRM - \$150	SPRING DOWN EXTRA FIRM - \$150
PILLOW TYPE:	LOOSE PILLOW	LOOSE PILLOW	LOOSE PILLOW	LOOSE PILLOW	LOOSE PILLOW	LOOSE PILLOW
SPECIAL PROGRAM OPTIONS:	STD LEG - TAPERED OPT LEG - CONE	STD LEG - TAPERED OPT LEG - CONE	STD LEG - TAPERED OPT LEG - CONE	STD LEG - TAPERED OPT LEG - CONE	STD LEG - TAPERED OPT LEG - CONE	STD LEG - TAPERED OPT LEG - CONE
STANDARD RELEASE:	N/A	N/A	N/A	N/A	N/A	N/A
POWER RECLINE OPTIONS:	N/A	N/A	N/A	N/A	N/A	N/A
POWER UPCHARGES INCLUDE ALL MOTORIZED SEATS PER SKU						
STANDARD NAIL:	870/871/872 - N/A 873/874 - NAT #9	870/871/872 - N/A 873/874 - NAT #9	870/871/872 - N/A 873/874 - NAT #9	870/871/872 - N/A 873/874 - NAT #9	870/871/872/873 - N/A 874 - NAT #9	870/871/872/873 - N/A 874 - NAT #9
NO NAIL OPTION:	870/871/872 - STD 873/874 - AVAILABLE	870/871/872 - STD 873/874 - AVAILABLE	870/871/872 - STD 873/874 - AVAILABLE	870/871/872 - STD 873/874 - AVAILABLE	870/871/872/873 - STD 874 - AVAILABLE	870/871/872/873 - STD 874 - AVAILABLE
OVERALL DIMENSIONS:	SEE SCHEMATIC ON PAGES 90 - 92 FOR DIMENSIONS PER STYLE	SEE SCHEMATIC ON PAGES 90 - 92 FOR DIMENSIONS PER STYLE	SEE SCHEMATIC ON PAGES 90 - 92 FOR DIMENSIONS PER STYLE	SEE SCHEMATIC ON PAGES 90 - 92 FOR DIMENSIONS PER STYLE	SEE SCHEMATIC ON PAGES 90 - 92 FOR DIMENSIONS PER STYLE	SEE SCHEMATIC ON PAGES 90 - 92 FOR DIMENSIONS PER STYLE
WEDGEWALL SPACE:						51
SEAT HEIGHT:	20	20	20	20	20	20
SEAT DEPTH:	52	52	26	26	26	26
SEAT WIDTH:	23	23	46	46	26	15 - 50
ARM HEIGHT:	25.5	25.5	25.5	25.5	16	
SEAT TO BACK HEIGHT:	16	16	16	16		16
DIST FRM WALL TO RECLNE:						
CHAIR IN FULL RECLINE:						
WEIGHT:	160	160	160	160	135	136
54 " PLAIN COM YDG.	8	8	11	11	10 3/4	11
CUBES:	90.23	90.23	90.23	90.23	90.23	90.23
FABRIC GRADE I / COM	4189	4189	4719	4719	3629	4059
FABRIC GRADE II	4389	4389	4889	4889	3829	4259
FABRIC GRADE III / COL	4589	4589	5049	5049	4029	4459
FABRIC GRADE IV	4789	4789	1579	1579	4229	4659
FABRIC GRADE V	4989	4989	5379	5379	4419	4849
FABRIC GRADE VI	5179	5179	5549	5549	4619	5049
MARRIED COVER						
LEATHER - GRADE 1	5409	5409	5739	5739	5919	5509
LEATHER - GRADE 2	5609	5609	5909	5909	5119	5709
LEATHER - GRADE 3	6009	6009	6239	6239	5509	6109
LEATHER - GRADE 4	6399	6399	6569	6569	5909	6499
LEATHER - NOVELTY	6499	6499	6729	6729	6009	6599
LEATHER - NOVELTY PREMIUM	6999	6999	7229	7229	6499	7099



ITEM NUMBER:	870/871/872/873/874 <b>-75</b>	870/871/872/873/874 <b>-78</b>	870/871/872/873/874 <b>-83</b>	870/871/872/873/874 <b>-84</b>	870/871/872/873/874 <b>-86</b>	870/871/872/873/874 <b>-87</b>
DESCRIPTION:	MADISON/MELVILLE/ MARLEIGH/MANNING/ MALLORY STATIONARY LOVESEAT 8-WAY HAND TIE	MADISON/MELVILLE/ MARLEIGH/MANNING/ MALLORY STATIONARY ARMLESS LOVESEAT 8-WAY HAND TIE	MADISON/MELVILLE/ MARLEIGH/MANNING/ MALLORY LAF STATIONARY SOFA 8-WAY HAND TIE	MADISON/MELVILLE/ MARLEIGH/MANNING/ MALLORY RAF STATIONARY SOFA 8-WAY HAND TIE	MADISON/MELVILLE/ MARLEIGH/MANNING/ MALLORY SMALL STATIONARY SOFA 8-WAY HAND TIE	MADISON/MELVILLE/ MARLEIGH/MANNING/ MALLORY STATIONARY SMALL SOFA 8-WAY HAND TIE
PROGRAM:	PLAZA MIDWOOD	PLAZA MIDWOOD	PLAZA MIDWOOD	PLAZA MIDWOOD	PLAZA MIDWOOD	PLAZA MIDWOOD
STANDARD FINISH:	MH-MAHOGANY	MH-MAHOGANY	MH-MAHOGANY	MH-MAHOGANY	MH-MAHOGANY	MH-MAHOGANY
SEE PG 3 FOR A COMPLETE LIST OF AVAIL FINISHES	OPTIONAL FINISHES AVAIL AT NO UPCHARGE	OPTIONAL FINISHES AVAIL AT NO UPCHARGE	OPTIONAL FINISHES AVAIL AT NO UPCHARGE	OPTIONAL FINISHES AVAIL AT NO UPCHARGE	OPTIONAL FINISHES AVAIL AT NO UPCHARGE	OPTIONAL FINISHES AVAIL AT NO UPCHARGE
STANDARD CUSHION: ADDITIONAL CUSHION OPTIONS:	SPRING DOWN EXTRA FIRM - \$150	SPRING DOWN EXTRA FIRM - \$150	SPRING DOWN EXTRA FIRM - \$225	SPRING DOWN EXTRA FIRM - \$225	SPRING DOWN EXTRA FIRM - \$225	SPRING DOWN EXTRA FIRM - \$225
PILLOW TYPE:	LOOSE PILLOW	LOOSE PILLOW	LOOSE PILLOW	LOOSE PILLOW	LOOSE PILLOW	LOOSE PILLOW
SPECIAL PROGRAM OPTIONS:	STD LEG - TAPERED OPT LEG - CONE	STD LEG - TAPERED OPT LEG - CONE	STD LEG - TAPERED OPT LEG - CONE	STD LEG - TAPERED OPT LEG - CONE	STD LEG - TAPERED OPT LEG - CONE	STD LEG - TAPERED OPT LEG - CONE
STANDARD RELEASE:	N/A	N/A	N/A	N/A	N/A	N/A
POWER RECLINE OPTIONS:	N/A	N/A	N/A	N/A	N/A	N/A
POWER UPCHARGES INCLUDE ALL MOTORIZED SEATS PER SKU						
STANDARD NAIL:	870/871/872 - N/A 873/874 - NAT #9	870/871/872/873 - N/A 874 - NAT #9	870/871/872 - N/A 873/874 - NAT #9	870/871/872 - N/A 873/874 - NAT #9	870/871/872 - N/A 873/874 - NAT #9	870/871/872 - N/A 873/874 - NAT #9
NO NAIL OPTION:	870/871/872 - STD 873/874 - AVAILABLE	870/871/872/873 - STD 874 - AVAILABLE	870/871/872 - STD 873/874 - AVAILABLE	870/871/872 - STD 873/874 - AVAILABLE	870/871/872 - STD 873/874 - AVAILABLE	870/871/872 - STD 873/874 - AVAILABLE
OVERALL DIMENSIONS:	SEE SCHEMATIC ON PAGES 90 - 92 FOR DIMENSIONS PER STYLE	SEE SCHEMATIC ON PAGES 90 - 92 FOR DIMENSIONS PER STYLE	SEE SCHEMATIC ON PAGES 90 - 92 FOR DIMENSIONS PER STYLE	SEE SCHEMATIC ON PAGES 90 - 92 FOR DIMENSIONS PER STYLE	SEE SCHEMATIC ON PAGES 90 - 92 FOR DIMENSIONS PER STYLE	SEE SCHEMATIC ON PAGES 90 - 92 FOR DIMENSIONS PER STYLE
WEDGEWALL SPACE:						
SEAT HEIGHT:	20	20	20	20	20	20
SEAT DEPTH:	26	26	26	26	26	26
SEAT WIDTH:	46	46	69	69	69	69
ARM HEIGHT:	25.5		25.5	25.5	25.5	25.5
SEAT TO BACK HEIGHT:	16	16	16	16	16	16
DIST FRM WALL TO RECLNE:						
CHAIR IN FULL RECLINE:						
WEIGHT:	160	160	197	197	198	198
54 " PLAIN COM YDG.	12 1/4	9 3/4	15 1/4	15 1/4	16 1/2	16 1/2
CUBES:	90.23	90.23	120.34	120.34	120.34	120.34
FABRIC GRADE I / COM	5739	3999	5579	5579	5909	5909
FABRIC GRADE II	6069	4329	5909	5909	6239	6239
FABRIC GRADE III / COL	6399	4659	6239	6239	6569	6569
FABRIC GRADE IV	6729	4989	6569	6569	6899	6899
FABRIC GRADE V	7059	5319	6899	6899	7229	7229
FABRIC GRADE VI	7389	5649	7229	7229	7559	7559
MARRIED COVER						
LEATHER - GRADE 1	7489	5079	7689	7689	7859	7859
LEATHER - GRADE 2	7819	5409	8019	8019	8189	8189
LEATHER - GRADE 3	8479	6069	8679	8679	8849	8849
LEATHER - GRADE 4	9139	6729	9339	9339	9509	9509
LEATHER - NOVELTY	8979	6569	9179	9179	9339	9339
LEATHER - NOVELTY PREMIUM	9469	7059	9669	9669	9839	9839

ITEM NUMBER:	870/871/872/873/874 <b>-93</b>	870/871/872/873/874 <b>-94</b>	870/871/872/873/874 <b>-95</b>	870/871/872/873/874 <b>-97</b>	870/871/872/873/874 <b>-98</b>	870/871/872/873/874 <b>-99</b>
DESCRIPTION:	MADISON/MELVILLE/ MARLEIGH/MANNING/ MALLORY LAF STATIONARY CORNER RETURN SOFA 8-WAY HAND TIE	MADISON/MELVILLE/ MARLEIGH/MANNING/ MALLORY RAF STATIONARY CORNER RETURN SOFA 8-WAY HAND TIE	MADISON/MELVILLE/ MARLEIGH/MANNING/ MALLORY STATIONARY SOFA 8-WAY HAND TIE	MADISON/MELVILLE/ MARLEIGH/MANNING/ MALLORY STATIONARY SOFA 8-WAY HAND TIE	MADISON/MELVILLE/ MARLEIGH/MANNING/ MALLORY STATIONARY CURVED CONVERSATION SOFA 8-WAY HAND TIE	MADISON/MELVILLE/ MARLEIGH/MANNING/ MALLORY STATIONARY CURVED CONVERSATION SOFA 8-WAY HAND TIE
PROGRAM:	PLAZA MIDWOOD	PLAZA MIDWOOD	PLAZA MIDWOOD	PLAZA MIDWOOD	PLAZA MIDWOOD	PLAZA MIDWOOD
STANDARD FINISH:	MH-MAHOGANY	MH-MAHOGANY	MH-MAHOGANY	MH-MAHOGANY	MH-MAHOGANY	MH-MAHOGANY
SEE PG 3 FOR A COMPLETE LIST OF AVAIL FINISHES	OPTIONAL FINISHES AVAIL AT NO UPCHARGE	OPTIONAL FINISHES AVAIL AT NO UPCHARGE	OPTIONAL FINISHES AVAIL AT NO UPCHARGE	OPTIONAL FINISHES AVAIL AT NO UPCHARGE	OPTIONAL FINISHES AVAIL AT NO UPCHARGE	OPTIONAL FINISHES AVAIL AT NO UPCHARGE
STANDARD CUSHION: ADDITIONAL CUSHION OPTIONS:	SPRING DOWN EXTRA FIRM - \$225	SPRING DOWN EXTRA FIRM - \$225	SPRING DOWN EXTRA FIRM - \$225	SPRING DOWN EXTRA FIRM - \$225	SPRING DOWN EXTRA FIRM - \$225	SPRING DOWN EXTRA FIRM - \$225
PILLOW TYPE:	LOOSE PILLOW	LOOSE PILLOW	LOOSE PILLOW	LOOSE PILLOW	LOOSE PILLOW	LOOSE PILLOW
SPECIAL PROGRAM OPTIONS:	STD LEG - TAPERED OPT LEG - CONE	STD LEG - TAPERED OPT LEG - CONE	STD LEG - TAPERED OPT LEG - CONE	STD LEG - TAPERED OPT LEG - CONE	STD LEG - TAPERED OPT LEG - CONE	STD LEG - TAPERED OPT LEG - CONE
STANDARD RELEASE:	N/A	N/A	N/A	N/A	N/A	N/A
POWER RECLINE OPTIONS:	N/A	N/A	N/A	N/A	N/A	N/A
POWER UPCHARGES INCLUDE ALL MOTORIZED SEATS PER SKU						
STANDARD NAIL:	870/871/872 - N/A 873/874 - NAT #9	870/871/872 - N/A 873/874 - NAT #9	870/871/872 - N/A 873/874 - NAT #9	870/871/872 - N/A 873/874 - NAT #9	870/871/872 - N/A 873/874 - NAT #9	870/871/872 - N/A 873/874 - NAT #9
NO NAIL OPTION:	870/871/872 - STD 873/874 - AVAILABLE	870/871/872 - STD 873/874 - AVAILABLE	870/871/872 - STD 873/874 - AVAILABLE	870/871/872 - STD 873/874 - AVAILABLE	870/871/872 - STD 873/874 - AVAILABLE	870/871/872 - STD 873/874 - AVAILABLE
OVERALL DIMENSIONS:	SEE SCHEMATIC ON PAGES 90 - 92 FOR DIMENSIONS PER STYLE	SEE SCHEMATIC ON PAGES 90 - 92 FOR DIMENSIONS PER STYLE	SEE SCHEMATIC ON PAGES 90 - 92 FOR DIMENSIONS PER STYLE	SEE SCHEMATIC ON PAGES 90 - 92 FOR DIMENSIONS PER STYLE	SEE SCHEMATIC ON PAGES 90 - 92 FOR DIMENSIONS PER STYLE	SEE SCHEMATIC ON PAGES 90 - 92 FOR DIMENSIONS PER STYLE
WEDGEWALL SPACE:						
SEAT HEIGHT:	20	20	20	20	20	20
SEAT DEPTH:	26	26	26	26	26	26
SEAT WIDTH:	72	72	75	75	75	67 - 83
ARM HEIGHT:	25.5	25.5	25.5	25.5	25.5	25.5
SEAT TO BACK HEIGHT:	16	16	16	16	16	16
DIST FRM WALL TO RECLNE:						
CHAIR IN FULL RECLINE:						
WEIGHT:	198	198	198	198	241	241
54 " PLAIN COM YDG.	20 1/4	20 1/4	19	19	20 1/2	20 1/2
CUBES:	120.34	120.34	120.34	120.34	173.13	173.13
FABRIC GRADE I / COM	6539	6539	6069	6069	7259	7259
FABRIC GRADE II	6869	6869	6399	6399	7589	7589
FABRIC GRADE III / COL	7199	7199	6729	6729	7919	7919
FABRIC GRADE IV	7529	7529	7059	7059	8249	8249
FABRIC GRADE V	7859	7859	7389	7389	8579	8579
FABRIC GRADE VI	8189	8189	7719	7719	8909	8909
MARRIED COVER						
LEATHER - GRADE 1	9279	9279	8189	8189	9469	9469
LEATHER - GRADE 2	9609	9609	8519	8519	9799	9799
LEATHER - GRADE 3	10269	10269	9179	9179	10459	10459
LEATHER - GRADE 4	10929	10929	9839	9839	11119	11119
LEATHER - NOVELTY	10759	10759	9669	9669	10959	10959
LEATHER - NOVELTY PREMIUM	11259	11259	10169	10169	11449	11449

ITEM NUMBER:	880-OT	880-25	880-75	880-95	881-OT	881-25
	HOFF	HOFF	HOFF	HOFF	DONOVAN	DONOVAN
DESCRIPTION:	OTTOMAN	STATIONARY CHAIR 8-WAY HAND TIE	STATIONARY LOVESEAT 8-WAY HAND TIE	STATIONARY SOFA 8-WAY HAND TIE	OTTOMAN	STATIONARY CHAIR 8-WAY HAND TIE
PROGRAM:						
STANDARD FINISH:	MH-MAHOGANY	MH-MAHOGANY	MH-MAHOGANY	MH-MAHOGANY	MH-MAHOGANY	MH-MAHOGANY
SEE PG 3 FOR A COMPLETE LIST OF AVAIL FINISHES	OPTIONAL FINISHES AVAIL AT NO UPCHARGE	OPTIONAL FINISHES AVAIL AT NO UPCHARGE	OPTIONAL FINISHES AVAIL AT NO UPCHARGE	OPTIONAL FINISHES AVAIL AT NO UPCHARGE	OPTIONAL FINISHES AVAIL AT NO UPCHARGE	OPTIONAL FINISHES AVAIL AT NO UPCHARGE
STANDARD CUSHION: ADDITIONAL CUSHION OPTIONS:	N/A	SPRING DOWN EXTRA FIRM - \$75	SPRING DOWN EXTRA FIRM - \$150	SPRING DOWN EXTRA FIRM - \$225	N/A	PREMIER DOWN EXTRA FIRM - \$75
PILLOW TYPE:	N/A	LOOSE PILLOW	LOOSE PILLOW	LOOSE PILLOW	N/A	LOOSE PILLOW
SPECIAL PROGRAM OPTIONS:	CHOICE OF TURNED LEG OR TAPERED LEG	CHOICE OF TURNED LEG OR TAPERED LEG	CHOICE OF TURNED LEG OR TAPERED LEG	CHOICE OF TURNED LEG OR TAPERED LEG	N/A	N/A
STANDARD RELEASE:	N/A	N/A	N/A	N/A	N/A	N/A
POWER RECLINE OPTIONS:	N/A	N/A	N/A	N/A	N/A	N/A
POWER UPCHARGES INCLUDE ALL MOTORIZED SEATS PER SKU						
STANDARD NAIL:	NATURAL #54	NATURAL #9/#54	NATURAL #9/#54	NATURAL #9/#54	N/A	N/A
NO NAIL OPTION:	AVAILABLE	AVAILABLE	AVAILABLE	AVAILABLE	STANDARD	STANDARD
OVERALL DIMENSIONS:	W 32 1/2" D 22 1/2" H 18 1/2"	W 43 D 42 1/2" H 40"	W D 42 1/2" H 40"	W 96" D 42 1/2" H 40"	W D H	W 48" D 43" H 36"
WEDGEWALL SPACE:						
SEAT HEIGHT:		21.5	21.5	21.5		19
SEAT DEPTH:		23.5	23.5	23.5		25
SEAT WIDTH:		25		77.5		28
ARM HEIGHT:		26.5	26.5	26.5		26
SEAT TO BACK HEIGHT:		18.5	18.5	18.5		17
DIST FRM WALL TO RECLNE:						
CHAIR IN FULL RECLINE:						
WEIGHT:	50	135	186	237		
54 " PLAIN COM YDG.	4 1/4	10 1/2	16 3/4	22	4 1/2	9 3/4
CUBES:	26.83	49.57	90.23	120.34		
FABRIC GRADE I / COM	1689	3369	5919	5249	1319	3299
FABRIC GRADE II	1779	3529	5249	5579	1419	3469
FABRIC GRADE III / COL	1879	3699	5579	5909	1519	3629
FABRIC GRADE IV	1979	3859	5909	6239	1619	3799
FABRIC GRADE V	2079	4029	6239	6569	1719	3959
FABRIC GRADE VI	2179	4189	6569	6899	1819	4129
MARRIED COVER						
LEATHER - GRADE 1	1979	4559	8089	8479	1649	4459
LEATHER - GRADE 2	2079	4719	8419	8809	1749	4619
LEATHER - GRADE 3	2279	5049	5079	9469	1949	4949
LEATHER - GRADE 4	2479	5379	9739	10129	2149	5279
LEATHER - NOVELTY	2769	5549	9569	9969	2439	5449
LEATHER - NOVELTY PREMIUM	3269	6039	10069	10459	2939	5939

ITEM NUMBER:	881-38 DONOVAN	881-41 DONOVAN	881-42 DONOVAN	881-57 DONOVAN	881-58 DONOVAN	881-78 DONOVAN
DESCRIPTION:	ARMLESS CHAIR 8-WAY HAND TIE	LAF CHAISE 8-WAY HAND TIE	RAF CHAISE 8-WAY HAND TIE	LAF LOVESEAT 8-WAY HAND TIE	RAF LOVESEAT 8-WAY HAND TIE	ARMLESS LOVESEAT 8-WAY HAND TIE
PROGRAM:						
STANDARD FINISH:	MH-MAHOGANY	MH-MAHOGANY	MH-MAHOGANY	MH-MAHOGANY	MH-MAHOGANY	MH-MAHOGANY
SEE PG 3 FOR A COMPLETE LIST OF AVAIL FINISHES	OPTIONAL FINISHES AVAIL AT NO UPCHARGE	OPTIONAL FINISHES AVAIL AT NO UPCHARGE	OPTIONAL FINISHES AVAIL AT NO UPCHARGE	OPTIONAL FINISHES AVAIL AT NO UPCHARGE	OPTIONAL FINISHES AVAIL AT NO UPCHARGE	OPTIONAL FINISHES AVAIL AT NO UPCHARGE
STANDARD CUSHION: ADDITIONAL CUSHION OPTIONS:	PREMIER DOWN EXTRA FIRM - \$75	PREMIER DOWN EXTRA FIRM - \$150	PREMIER DOWN EXTRA FIRM - \$150	PREMIER DOWN EXTRA FIRM - \$150	PREMIER DOWN EXTRA FIRM - \$150	PREMIER DOWN EXTRA FIRM - \$150
PILLOW TYPE:	LOOSE PILLOW	LOOSE PILLOW	LOOSE PILLOW	LOOSE PILLOW	LOOSE PILLOW	LOOSE PILLOW
SPECIAL PROGRAM OPTIONS:	N/A	N/A	N/A	N/A	N/A	N/A
STANDARD RELEASE:	N/A	N/A	N/A	N/A	N/A	N/A
POWER RECLINE OPTIONS:	N/A	N/A	N/A	N/A	N/A	N/A
POWER UPCHARGES INCLUDE ALL MOTORIZED SEATS PER SKU						
STANDARD NAIL:	N/A	N/A	N/A	N/A	N/A	N/A
NO NAIL OPTION:	STANDARD	STANDARD	STANDARD	STANDARD	STANDARD	STANDARD
OVERALL DIMENSIONS:	W D H	W 38" D 71" H 36"	W 38" D 71" H 36"	W 66" D 43" H 36"	W 66" D 43" H 36"	W D 43" H 36"
WEDGEWALL SPACE: SEAT HEIGHT: SEAT DEPTH: SEAT WIDTH: ARM HEIGHT: SEAT TO BACK HEIGHT: DIST FRM WALL TO RECLINE: CHAIR IN FULL RECLINE: WEIGHT: 54 " PLAIN COM YDG.		19 53 28 26 17	19 53 28 26 17	19 25 56 26 17	19 25 56 26 17	19 25   17
CUBES:						
FABRIC GRADE I / COM	2639	3799	3799	4289	4289	3959
FABRIC GRADE II	2809	3999	3999	4619	4619	4289
FABRIC GRADE III / COL	2969	4189	4189	4949	4949	4619
FABRIC GRADE IV	3139	4389	4389	5279	5279	4949
FABRIC GRADE V	3299	4589	4589	5609	5609	5279
FABRIC GRADE VI	3469	4789	4789	5939	5939	5609
MARRIED COVER						
LEATHER - GRADE 1	3299	5279	5279	5779	5779	5279
LEATHER - GRADE 2	3469	5479	5479	6109	6109	5609
LEATHER - GRADE 3	3799	5879	5879	6769	6769	6269
LEATHER - GRADE 4	4129	6269	6269	7429	7429	6929
LEATHER - NOVELTY	4289	6369	6369	7259	7259	6769
LEATHER - NOVELTY PREMIUM	4789	6869	6869	7759	7759	7259

ITEM NUMBER:	881-83 DONOVAN	881-84 DONOVAN	881-88 DONOVAN	881-93 DONOVAN	881-94 DONOVAN	881-95 DONOVAN
DESCRIPTION:	LAFSOFA 8-WAY HAND TIE	RAF SOFA 8-WAY HAND TIE	ARMLESS SOFA 8-WAY HAND TIE	LAF CORNER RETURN SOFA 8-WAY HAND TIE	RAF CORNER RETURN SOFA 8-WAY HAND TIE	STATIONARY SOFA 8-WAY HAND TIE
PROGRAM:						
STANDARD FINISH:	MH-MAHOGANY	MH-MAHOGANY	MH-MAHOGANY	MH-MAHOGANY	MH-MAHOGANY	MH-MAHOGANY
SEE PG 3 FOR A COMPLETE LIST OF AVAIL FINISHES	OPTIONAL FINISHES AVAIL AT NO UPCHARGE	OPTIONAL FINISHES AVAIL AT NO UPCHARGE	OPTIONAL FINISHES AVAIL AT NO UPCHARGE	OPTIONAL FINISHES AVAIL AT NO UPCHARGE	OPTIONAL FINISHES AVAIL AT NO UPCHARGE	OPTIONAL FINISHES AVAIL AT NO UPCHARGE
STANDARD CUSHION: ADDITIONAL CUSHION OPTIONS:	PREMIER DOWN EXTRA FIRM - \$225	PREMIER DOWN EXTRA FIRM - \$225	PREMIER DOWN EXTRA FIRM - \$225	PREMIER DOWN EXTRA FIRM - \$225	PREMIER DOWN EXTRA FIRM - \$225	PREMIER DOWN EXTRA FIRM - \$225
PILLOW TYPE:	LOOSE PILLOW	LOOSE PILLOW	LOOSE PILLOW	LOOSE PILLOW	LOOSE PILLOW	LOOSE PILLOW
SPECIAL PROGRAM OPTIONS:	N/A	N/A	N/A	N/A	N/A	N/A
STANDARD RELEASE:	N/A	N/A	N/A	N/A	N/A	N/A
POWER RECLINE OPTIONS:	N/A	N/A	N/A	N/A	N/A	N/A
POWER UPCHARGES INCLUDE ALL MOTORIZED SEATS PER SKU						
STANDARD NAIL:	N/A	N/A	N/A	N/A	N/A	N/A
NO NAIL OPTION:	STANDARD	STANDARD	STANDARD	STANDARD	STANDARD	STANDARD
OVERALL DIMENSIONS:	W 94" D 43" H 36"	W 94" D 43" H 36"	W 84" D 43" H 36"	W 108" D 43" H 36"	W 108" D 43" H 36"	W 104" D 43" H 36"
WEDGEWALL SPACE:						
SEAT HEIGHT:	19	19	19	19	19	19
SEAT DEPTH:	25	25	25	25	25	25
SEAT WIDTH:	84	84	84	81	81	84
ARM HEIGHT:	26	26		26	26	26
SEAT TO BACK HEIGHT:	17	17	17	17	17	17
DIST FRM WALL TO RECLINE:						
CHAIR IN FULL RECLINE:						
WEIGHT:						
54 " PLAIN COM YDG.	21 1/4	21 1/4	20 1/4	24	24	22 3/4
CUBES:						
FABRIC GRADE I / COM	5939	5939	5279	6929	6929	6269
FABRIC GRADE II	6269	6269	5609	7259	7259	6599
FABRIC GRADE III / COL	6599	6599	5939	7589	7589	6929
FABRIC GRADE IV	6929	6929	6269	7919	7919	7259
FABRIC GRADE V	7259	7259	6599	8249	8249	7589
FABRIC GRADE VI	7589	7589	6929	8579	8579	7919
MARRIED COVER						
LEATHER - GRADE 1	7759	7759	6929	9239	9239	8249
LEATHER - GRADE 2	8089	8089	7259	9569	9569	8579
LEATHER - GRADE 3	8749	8749	7919	10229	10229	9239
LEATHER - GRADE 4	9409	9409	8579	10889	10889	9899
LEATHER - NOVELTY	9239	9239	8419	10729	10729	9739
LEATHER - NOVELTY PREMIUM	9739	9739	8909	11219	11219	10229

ITEM NUMBER:	910-17 KYLAN	910-18 KYLAN	910-35 KYLAN	910-38 KYLAN	910-90 KYLAN	916/920 -OT NEWMAN/ WHITAKER
DESCRIPTION:	LAF RECLINER WITH POWER HEADREST	RAF RECLINER WITH POWER HEADREST	CHAIR FULL RECLINER W/ POWER HEADREST	ARMLESS CHAIR	MOTION SOFA L & R FULL RECLINE W/ POWER HEADREST	OTTOMAN
PROGRAM:	LUXURY MOTION	LUXURY MOTION	LUXURY MOTION	LUXURY MOTION	LUXURY MOTION	LUXURY MOTION
STANDARD FINISH:	MH-MAHOGANY	MH-MAHOGANY	MH-MAHOGANY	MH-MAHOGANY	MH-MAHOGANY	MH-MAHOGANY
SEE PG 3 FOR A COMPLETE LIST OF AVAIL FINISHES	OPTIONAL FINISHES AVAIL AT NO UPCHARGE	OPTIONAL FINISHES AVAIL AT NO UPCHARGE	OPTIONAL FINISHES AVAIL AT NO UPCHARGE	OPTIONAL FINISHES AVAIL AT NO UPCHARGE	OPTIONAL FINISHES AVAIL AT NO UPCHARGE	OPTIONAL FINISHES AVAIL AT NO UPCHARGE
STANDARD CUSHION: ADDITIONAL CUSHION OPTIONS:	SPRING DOWN EXTRA FIRM - \$75	SPRING DOWN EXTRA FIRM - \$75	SPRING DOWN EXTRA FIRM - \$75	SPRING DOWN EXTRA FIRM - \$75	SPRING DOWN EXTRA FIRM - \$225	N/A
PILLOW TYPE:	BUSTLE BACK	BUSTLE BACK	BUSTLE BACK	BUSTLE BACK	BUSTLE BACK	N/A
SPECIAL PROGRAM OPTIONS:	N/A	N/A	N/A	N/A	N/A	CHOICE OF TURNED LEG OR TAPERED LEG
STANDARD RELEASE:	POWER BUTTON IS STANDARD RELEASE	POWER BUTTON IS STANDARD RELEASE	POWER BUTTON IS STANDARD RELEASE	N/A	POWER BUTTON IS STANDARD RELEASE	N/A
POWER RECLINE OPTIONS:	BB: POWER BUTTON WITH BATTERY PACK: \$300 UPCHARGE	BB: POWER BUTTON WITH BATTERY PACK: \$300 UPCHARGE	BB: POWER BUTTON WITH BATTERY PACK: \$300 UPCHARGE	N/A	BB: POWER BUTTON WITH BATTERY PACK: \$600 UPCHARGE	N/A
POWER UPCHARGES INCLUDE ALL MOTORIZED SEATS PER SKU						
STANDARD NAIL:	NATURAL #9	NATURAL #9	NATURAL #9	N/A	NATURAL #9	916 - NATURAL #9 920 - NATURAL #54
NO NAIL OPTION:	AVAILABLE	AVAILABLE	AVAILABLE	STANDARD	AVAILABLE	AVAILABLE
OVERALL DIMENSIONS:	W 28" D 43 1/2" H 40 1/2"	W 28" D 43 1/2" H 40 1/2"	W 33 1/2" D 43 1/2" H 40 1/2"	W 23 1/2" D 43 1/2" H 40 1/2"	W 80" D 43 1/2" H 40 1/2"	SEE SCHEMATIC ON PAGES 98 - 99 FOR DIMENSIONS PER STYLE
WEDGEWALL SPACE:						
SEAT HEIGHT:	20.5	20.5	20.5	20.5	20.5	
SEAT DEPTH:	20.5	20.5	20.5	20.5	20.5	
SEAT WIDTH:	23.5	23.5	23	23.5	69	
ARM HEIGHT:	25	25	25		25	
SEAT TO BACK HEIGHT:	20	20	20	20	20	
DIST FRM WALL TO RECLINE:	0	0	0		0	
CHAIR IN FULL RECLINE:	69	69	69		69	
WEIGHT:	151	151	156	86	327	26
54 " PLAIN COM YDG.	8 1/2	8 1/2	9 1/2	5 1/2	19 1/4	2 1/2
CUBES:	44.2	44.2	44.22	44.2	120.34	11.7
FABRIC GRADE I / COM	4489	4489	5179	2249	9699	1489
FABRIC GRADE II	4659	4659	5409	2409	10199	1589
FABRIC GRADE III / COL	4819	4819	5649	2579	10689	1689
FABRIC GRADE IV	4989	4989	5879	2739	11189	1779
FABRIC GRADE V	5149	5149	6109	2909	11679	1879
FABRIC GRADE VI	5319	5319	6339	3069	12179	1979
MARRIED COVER						
LEATHER - GRADE 1	5549	5549	6569	2769	12479	1879
LEATHER - GRADE 2	5709	5709	6799	2939	12969	1979
LEATHER - GRADE 3	6039	6039	7259	3269	13959	2179
LEATHER - GRADE 4	6369	6369	7719	3599	14949	2379
LEATHER - NOVELTY	6539	6539	7759	3759	14459	2679
LEATHER - NOVELTY PREMIUM	7029	7029	8249	4259	14949	3169

ITEM NUMBER:	916/920 -07 NEWMAN/ WHITAKER	916/920 -17 NEWMAN/ WHITAKER	916/920 -18 NEWMAN/ WHITAKER	916/920 -25 NEWMAN/ WHITAKER	916/920 -33 NEWMAN/ WHITAKER	916/920 -35 NEWMAN/ WHITAKER
DESCRIPTION:	STRAIGHT CONSOLE W/BACK AND STORAGE	LAF OUTSIDE ARM CHAIR FULL RECLINE	RAF OUTSIDE ARM CHAIR FULL RECLINE	STATIONARY CHAIR	ARMLESS RECLINER	CHAIR FULL RECLINE
PROGRAM:	LUXURY MOTION	LUXURY MOTION	LUXURY MOTION	LUXURY MOTION	LUXURY MOTION	LUXURY MOTION
STANDARD FINISH:	N/A	MH-MAHOGANY	MH-MAHOGANY	MH-MAHOGANY	N/A	MH-MAHOGANY
SEE PG 3 FOR A COMPLETE LIST OF AVAIL FINISHES	N/A	OPTIONAL FINISHES AVAIL AT NO UPCHARGE	OPTIONAL FINISHES AVAIL AT NO UPCHARGE	OPTIONAL FINISHES AVAIL AT NO UPCHARGE	N/A	OPTIONAL FINISHES AVAIL AT NO UPCHARGE
STANDARD CUSHION: ADDITIONAL CUSHION OPTIONS:	N/A	SPRING DOWN EXTRA FIRM - \$75	SPRING DOWN EXTRA FIRM - \$75	SPRING DOWN EXTRA FIRM - \$75	SPRING DOWN EXTRA FIRM - \$75	SPRING DOWN EXTRA FIRM - \$75
PILLOW TYPE:	N/A	SEMI-ATTACHED	SEMI-ATTACHED	SEMI-ATTACHED	SEMI-ATTACHED	SEMI-ATTACHED
SPECIAL PROGRAM OPTIONS:	N/A	CHOICE OF TURNED LEG OR TAPERED LEG	CHOICE OF TURNED LEG OR TAPERED LEG	CHOICE OF TURNED LEG OR TAPERED LEG	N/A	CHOICE OF TURNED LEG OR TAPERED LEG
STANDARD RELEASE:	N/A	POWER BUTTON IS STANDARD	POWER BUTTON IS STANDARD	N/A	POWER BUTTON IS STANDARD	POWER BUTTON IS STANDARD
POWER RECLINE OPTIONS:	N/A	BB: POWER BUTTON WITH BATTERY PACK: \$300 UPCHARGE	BB: POWER BUTTON WITH BATTERY PACK: \$300 UPCHARGE	N/A	BB: POWER BUTTON WITH BATTERY PACK: \$300 UPCHARGE	BB: POWER BUTTON WITH BATTERY PACK: \$300 UPCHARGE
POWER UPCHARGES INCLUDE ALL MOTORIZED SEATS PER SKU						
STANDARD NAIL:	N/A	916 - NATURAL #9 920 - NATURAL #54	916 - NATURAL #9 920 - NATURAL #54	916 - NATURAL #9 920 - NATURAL #54	N/A	916 - NATURAL #9 920 - NATURAL #54
NO NAIL OPTION:	STANDARD	AVAILABLE	AVAILABLE	AVAILABLE	STANDARD	AVAILABLE
OVERALL DIMENSIONS:	SEE SCHEMATIC ON PAGES 98 - 99 FOR DIMENSIONS PER STYLE	SEE SCHEMATIC ON PAGES 98 - 99 FOR DIMENSIONS PER STYLE	SEE SCHEMATIC ON PAGES 98 - 99 FOR DIMENSIONS PER STYLE	SEE SCHEMATIC ON PAGES 98 - 99 FOR DIMENSIONS PER STYLE	SEE SCHEMATIC ON PAGES 98 - 99 FOR DIMENSIONS PER STYLE	SEE SCHEMATIC ON PAGES 98 - 99 FOR DIMENSIONS PER STYLE
WEDGEWALL SPACE:						
SEAT HEIGHT:		21	21	21	21	21
SEAT DEPTH:		21	21	21	21	21
SEAT WIDTH:		24	24	24	24	24
ARM HEIGHT:		26	26	26	26	26
SEAT TO BACK HEIGHT:		19	19	19	19	19
DIST FRM WALL TO RECLINE:		2.5	2.5		2.5	2.5
CHAIR IN FULL RECLINE:		65.5	65.5		65.5	65.5
WEIGHT:	60	148	148	150	110	108
54 " PLAIN COM YDG.	4	6 1/2	6 1/2	8 3/4	5 3/4	8
CUBES:	44.2	44.2	44.2	49.57	49.57	49.57
FABRIC GRADE I / COM	2409	4129	4129	3499	4329	4159
FABRIC GRADE II	2509	4289	4289	3669	4559	4389
FABRIC GRADE III / COL	2609	4459	4459	3829	4789	4619
FABRIC GRADE IV	2709	4619	4619	3999	5019	4849
FABRIC GRADE V	2809	4789	4789	4159	5249	5079
FABRIC GRADE VI	2909	4949	4949	4329	5479	5319
MARRIED COVER						
LEATHER - GRADE 1	2739	5219	5219	4619	5019	5379
LEATHER - GRADE 2	2839	5379	5379	4789	5249	5609
LEATHER - GRADE 3	3039	5709	5709	5119	5709	6069
LEATHER - GRADE 4	3239	6039	6039	5449	6169	6539
LEATHER - NOVELTY	3529	6209	6209	5609	6209	6569
LEATHER - NOVELTY PREMIUM	4029	6699	6699	6109	6699	7059

ITEM NUMBER:	916/920 -38 NEWMAN/ WHITAKER	916/920 -55 NEWMAN/ WHITAKER	916/920 -56 NEWMAN/ WHITAKER	916/920 -57 NEWMAN/ WHITAKER	916/920 -58 NEWMAN/ WHITAKER	916/920 -61 NEWMAN/ WHITAKER
DESCRIPTION:	ARMLESS CHAIR	LAF LOVESEAT RECLINER AT ARM	RAF LOVESEAT RECLINER AT ARM	LAF LOVESEAT	RAF LOVESEAT	LAF SOFA RECLINER AT ARM
PROGRAM:	LUXURY MOTION	LUXURY MOTION	LUXURY MOTION	LUXURY MOTION	LUXURY MOTION	LUXURY MOTION
STANDARD FINISH:	MH-MAHOGANY	MH-MAHOGANY	MH-MAHOGANY	MH-MAHOGANY	MH-MAHOGANY	MH-MAHOGANY
SEE PG 3 FOR A COMPLETE LIST OF AVAIL FINISHES	OPTIONAL FINISHES AVAIL AT NO UPCHARGE	OPTIONAL FINISHES AVAIL AT NO UPCHARGE	OPTIONAL FINISHES AVAIL AT NO UPCHARGE	OPTIONAL FINISHES AVAIL AT NO UPCHARGE	OPTIONAL FINISHES AVAIL AT NO UPCHARGE	OPTIONAL FINISHES AVAIL AT NO UPCHARGE
STANDARD CUSHION: ADDITIONAL CUSHION OPTIONS:	SPRING DOWN EXTRA FIRM - \$75	SPRING DOWN EXTRA FIRM - \$150	SPRING DOWN EXTRA FIRM - \$150	SPRING DOWN EXTRA FIRM - \$150	SPRING DOWN EXTRA FIRM - \$150	SPRING DOWN EXTRA FIRM - \$225
PILLOW TYPE:	SEMI-ATTACHED	SEMI-ATTACHED	SEMI-ATTACHED	SEMI-ATTACHED	SEMI-ATTACHED	SEMI-ATTACHED
SPECIAL PROGRAM OPTIONS:	CHOICE OF TURNED LEG OR TAPERED LEG	CHOICE OF TURNED LEG OR TAPERED LEG	CHOICE OF TURNED LEG OR TAPERED LEG	CHOICE OF TURNED LEG OR TAPERED LEG	CHOICE OF TURNED LEG OR TAPERED LEG	CHOICE OF TURNED LEG OR TAPERED LEG
STANDARD RELEASE:	N/A	POWER BUTTON IS STANDARD	POWER BUTTON IS STANDARD	N/A	N/A	POWER BUTTON IS STANDARD
POWER RECLINE OPTIONS:	N/A	BB: POWER BUTTON WITH BATTERY PACK: \$300 UPCHARGE	BB: POWER BUTTON WITH BATTERY PACK: \$300 UPCHARGE	N/A	N/A	BB: POWER BUTTON WITH BATTERY PACK: \$300 UPCHARGE
POWER UPCHARGES INCLUDE ALL MOTORIZED SEATS PER SKU						
STANDARD NAIL:	N/A	916 - NATURAL #9 920 - NATURAL #54	916 - NATURAL #9 920 - NATURAL #54	916 - NATURAL #9 920 - NATURAL #54	916 - NATURAL #9 920 - NATURAL #54	916 - NATURAL #9 920 - NATURAL #54
NO NAIL OPTION:	STANDARD	AVAILABLE	AVAILABLE	AVAILABLE	AVAILABLE	AVAILABLE
OVERALL DIMENSIONS:	SEE SCHEMATIC ON PAGES 98 - 99 FOR DIMENSIONS PER STYLE	SEE SCHEMATIC ON PAGES 98 - 99 FOR DIMENSIONS PER STYLE	SEE SCHEMATIC ON PAGES 98 - 99 FOR DIMENSIONS PER STYLE	SEE SCHEMATIC ON PAGES 98 - 99 FOR DIMENSIONS PER STYLE	SEE SCHEMATIC ON PAGES 98 - 99 FOR DIMENSIONS PER STYLE	SEE SCHEMATIC ON PAGES 98 - 99 FOR DIMENSIONS PER STYLE
WEDGEWALL SPACE:						
SEAT HEIGHT:	21	21	21	21	21	21
SEAT DEPTH:	21	21	21	21	21	21
SEAT WIDTH:	24	48	48	48	48	72
ARM HEIGHT:		26	26	26	26	26
SEAT TO BACK HEIGHT:	19	19	19	19	19	19
DIST FRM WALL TO RECLNE:		2.5	2.5	2.5	2.5	2.5
CHAIR IN FULL RECLINE:		65.5	65.5	65.5	65.5	65.5
WEIGHT:	68	150	150	150	150	200
54 " PLAIN COM YDG.	4 1/2	10 1/4	10 1/4	10 1/4	10 1/4	12 3/4
CUBES:	44.2	90.23	90.23	90.23	90.23	129.32
FABRIC GRADE I / COM	2679	5839	5839	4749	4749	7329
FABRIC GRADE II	2839	6169	6169	5919	5919	7819
FABRIC GRADE III / COL	3009	6499	6499	5079	5079	8319
FABRIC GRADE IV	3169	6829	6829	5249	5249	8809
FABRIC GRADE V	3339	7159	7159	5409	5409	9309
FABRIC GRADE VI	3499	7489	7489	5579	5579	9799
MARRIED COVER						
LEATHER - GRADE 1	3139	7629	7629	6999	6999	9509
LEATHER - GRADE 2	3299	7959	7959	7159	7159	9999
LEATHER - GRADE 3	3629	8919	8919	7489	7489	10989
LEATHER - GRADE 4	3959	9279	9279	7819	7819	11979
LEATHER - NOVELTY	4129	9109	9109	7989	7989	11489
LEATHER - NOVELTY PREMIUM	4619	9609	9609	8479	8479	11979



ITEM NUMBER:	916/920 -62 NEWMAN/ WHITAKER	916/920 -68 NEWMAN/ WHITAKER	916/920 -70 NEWMAN/ WHITAKER	916/920 -73 NEWMAN/ WHITAKER	916/920 -74 NEWMAN/ WHITAKER	916/920 -75 NEWMAN/ WHITAKER
DESCRIPTION:	RAF SOFA RECLINER AT ARM	CORNER WEDGE	LOVESEAT L & R FULL RECLINE	LAF SOFA CORNER RETURN RECLINER AT ARM	RAF SOFA CORNER RETURN RECLINER AT ARM	STATIONARY LOVESEAT
PROGRAM:	LUXURY MOTION	LUXURY MOTION	LUXURY MOTION	LUXURY MOTION	LUXURY MOTION	LUXURY MOTION
STANDARD FINISH:	MH-MAHOGANY	MH-MAHOGANY	MH-MAHOGANY	MH-MAHOGANY	MH-MAHOGANY	MH-MAHOGANY
SEE PG 3 FOR A COMPLETE LIST OF AVAIL FINISHES	OPTIONAL FINISHES AVAIL AT NO UPCHARGE	OPTIONAL FINISHES AVAIL AT NO UPCHARGE	OPTIONAL FINISHES AVAIL AT NO UPCHARGE	OPTIONAL FINISHES AVAIL AT NO UPCHARGE	OPTIONAL FINISHES AVAIL AT NO UPCHARGE	OPTIONAL FINISHES AVAIL AT NO UPCHARGE
STANDARD CUSHION:	SPRING DOWN	SPRING DOWN	SPRING DOWN	SPRING DOWN	SPRING DOWN	SPRING DOWN
ADDITIONAL CUSHION OPTIONS:	EXTRA FIRM - \$225	EXTRA FIRM - \$150	EXTRA FIRM - \$150	EXTRA FIRM - \$225	EXTRA FIRM - \$225	EXTRA FIRM - \$150
PILLOW TYPE:	SEMI-ATTACHED	SEMI-ATTACHED	SEMI-ATTACHED	SEMI-ATTACHED	SEMI-ATTACHED	SEMI-ATTACHED
SPECIAL PROGRAM OPTIONS:	CHOICE OF TURNED LEG OR TAPERED LEG	CHOICE OF TURNED LEG OR TAPERED LEG	CHOICE OF TURNED LEG OR TAPERED LEG	CHOICE OF TURNED LEG OR TAPERED LEG	CHOICE OF TURNED LEG OR TAPERED LEG	CHOICE OF TURNED LEG OR TAPERED LEG
STANDARD RELEASE:	POWER BUTTON IS STANDARD	N/A	POWER BUTTON IS STANDARD	POWER BUTTON IS STANDARD	POWER BUTTON IS STANDARD	N/A
POWER RECLINE OPTIONS:	BB: POWER BUTTON WITH BATTERY PACK: \$300 UPCHARGE	N/A	BB: POWER BUTTON WITH BATTERY PACK: \$600 UPCHARGE	BB: POWER BUTTON WITH BATTERY PACK: \$300 UPCHARGE	BB: POWER BUTTON WITH BATTERY PACK: \$300 UPCHARGE	N/A
POWER UPCHARGES INCLUDE ALL MOTORIZED SEATS PER SKU						
STANDARD NAIL:	916 - NATURAL #9 920 - NATURAL #54	N/A	916 - NATURAL #9 920 - NATURAL #54	916 - NATURAL #9 920 - NATURAL #54	916 - NATURAL #9 920 - NATURAL #54	916 - NATURAL #9 920 - NATURAL #54
NO NAIL OPTION:	AVAILABLE	STANDARD	AVAILABLE	AVAILABLE	AVAILABLE	AVAILABLE
OVERALL DIMENSIONS:	SEE SCHEMATIC ON PAGES 98 - 99 FOR DIMENSIONS PER STYLE	SEE SCHEMATIC ON PAGES 98 - 99 FOR DIMENSIONS PER STYLE	SEE SCHEMATIC ON PAGES 98 - 99 FOR DIMENSIONS PER STYLE	SEE SCHEMATIC ON PAGES 98 - 99 FOR DIMENSIONS PER STYLE	SEE SCHEMATIC ON PAGES 98 - 99 FOR DIMENSIONS PER STYLE	SEE SCHEMATIC ON PAGES 98 - 99 FOR DIMENSIONS PER STYLE
WEDGEWALL SPACE:		50				
SEAT HEIGHT:	21	21	21	21	21	21
SEAT DEPTH:	21	21	21	21	21	21
SEAT WIDTH:	72	42	48	72	72	48
ARM HEIGHT:	26		26	26	26	26
SEAT TO BACK HEIGHT:	19	19	19	19	19	19
DIST FRM WALL TO RECLNE:	2.5		2.5	2.5	2.5	
CHAIR IN FULL RECLINE:	65.5		65.5	65.5	65.5	
WEIGHT:	200	125	215	230	230	215
54 " PLAIN COM YDG.	12 3/4	8	13	15 3/4	15 3/4	13 1/2
CUBES:	129.32	90.23	90.23	129.3	129.3	90.23
FABRIC GRADE I / COM	7329	4229	7259	7529	7529	6569
FABRIC GRADE II	7819	4419	7759	8019	8019	6899
FABRIC GRADE III / COL	8319	4619	8249	8519	8519	7229
FABRIC GRADE IV	8809	4819	8749	9009	9009	7559
FABRIC GRADE V	9309	5019	9239	9509	9509	7889
FABRIC GRADE VI	9799	5219	9739	9999	9999	8219
MARRIED COVER						
LEATHER - GRADE 1	9509	5319	10029	10559	10559	9739
LEATHER - GRADE 2	9999	5509	10529	11059	11059	10069
LEATHER - GRADE 3	10989	5909	11519	12049	12049	10729
LEATHER - GRADE 4	11979	6309	12509	13039	13039	11389
LEATHER - NOVELTY	11489	6399	12009	12539	12539	11219
LEATHER - NOVELTY PREMIUM	11979	6899	12509	13039	13039	11719

ITEM NUMBER:	916/920 <b>-90</b> NEWMAN/ WHITAKER	916/920 <b>-95</b> NEWMAN/ WHITAKER	949/950/951 <b>-35</b> JOHNSTON/ HAMBRICK/BENSON	949/950/951 <b>-37</b> JOHNSTON/ HAMBRICK/BENSON	949/950/951 <b>-41</b> JOHNSTON/ HAMBRICK/BENSON	949/950/951 <b>-42</b> JOHNSTON/ HAMBRICK/BENSON
DESCRIPTION:	SOFA L & R FULL RECLINE	STATIONARY SOFA	CHAIR FULL RECLINE	ARMLESS CHAIR	LAF STATIONARY CHAISE	RAF STATIONARY CHAISE
PROGRAM:	LUXURY MOTION	LUXURY MOTION	LUXURY MOTION	LUXURY MOTION	LUXURY MOTION	LUXURY MOTION
STANDARD FINISH:	MH-MAHOGANY	MH-MAHOGANY	MH-MAHOGANY	MH-MAHOGANY	MH-MAHOGANY	MH-MAHOGANY
SEE PG 3 FOR A COMPLETE LIST OF AVAIL FINISHES	OPTIONAL FINISHES AVAIL AT NO UPCHARGE	OPTIONAL FINISHES AVAIL AT NO UPCHARGE	OPTIONAL FINISHES AVAIL AT NO UPCHARGE	OPTIONAL FINISHES AVAIL AT NO UPCHARGE	OPTIONAL FINISHES AVAIL AT NO UPCHARGE	OPTIONAL FINISHES AVAIL AT NO UPCHARGE
STANDARD CUSHION: ADDITIONAL CUSHION OPTIONS:	SPRING DOWN EXTRA FIRM - \$225	SPRING DOWN EXTRA FIRM - \$225	SPRING DOWN EXTRA FIRM - \$75	SPRING DOWN EXTRA FIRM - \$75	SPRING DOWN EXTRA FIRM - \$150	SPRING DOWN EXTRA FIRM - \$150
PILLOW TYPE:	SEMI-ATTACHED	SEMI-ATTACHED	BUSTLE BACK	BUSTLE BACK	BUSTLE BACK	BUSTLE BACK
SPECIAL PROGRAM OPTIONS:	CHOICE OF TURNED LEG OR TAPERED LEG	CHOICE OF TURNED LEG OR TAPERED LEG	N/A	N/A	N/A	N/A
STANDARD RELEASE:	POWER BUTTON IS STANDARD	N/A	POWER BUTTON IS STANDARD RELEASE	N/A	N/A	N/A
POWER RECLINE OPTIONS:	BB: POWER BUTTON WITH BATTERY PACK: \$600 UPCHARGE	N/A	BB: POWER BUTTON WITH BATTERY PACK: \$300 UPCHARGE	N/A	N/A	N/A
POWER UPCHARGES INCLUDE ALL MOTORIZED SEATS PER SKU						
STANDARD NAIL:	916 - NATURAL #9 920 - NATURAL #54	916 - NATURAL #9 920 - NATURAL #54	949/951 - NATURAL #9 950 - N/A	N/A	949/951 - NATURAL #9 950 - N/A	949/951 - NATURAL #9 950 - N/A
NO NAIL OPTION:	AVAILABLE	AVAILABLE	949-951- AVAILABLE 950 - STANDARD	STANDARD	949-951- AVAILABLE 950 - STANDARD	949-951- AVAILABLE 950 - STANDARD
OVERALL DIMENSIONS:	SEE SCHEMATIC ON PAGES 98 - 99 FOR DIMENSIONS PER STYLE	SEE SCHEMATIC ON PAGES 98 - 99 FOR DIMENSIONS PER STYLE	SEE SCHEMATIC ON PAGES 100 - 101 FOR DIMENSIONS PER STYLE	SEE SCHEMATIC ON PAGES 100 - 101 FOR DIMENSIONS PER STYLE	SEE SCHEMATIC ON PAGES 100 - 101 FOR DIMENSIONS PER STYLE	SEE SCHEMATIC ON PAGES 100 - 101 FOR DIMENSIONS PER STYLE
WEDGEWALL SPACE:						
SEAT HEIGHT:	21	21	20.5	20.5	20.5	20.5
SEAT DEPTH:	21	21	21	21	49	49
SEAT WIDTH:	72	72	23	23	23	23
ARM HEIGHT:	26	26	24.5		24.5	24.5
SEAT TO BACK HEIGHT:	19	19	21	21	21	21
DIST FRM WALL TO RECLNE:	2.5		0			
CHAIR IN FULL RECLINE:	65.5		69			
WEIGHT:	270	270	170	86	145	145
54 " PLAIN COM YDG.	17	17 3/4	9 1/4	5 1/2	8 1/4	8 1/4
CUBES:	129.3	129.3	49.57	44.22	90.23	90.23
FABRIC GRADE I / COM	7629	6969	5379	2939	4329	4329
FABRIC GRADE II	8119	7299	5609	3099	4519	4519
FABRIC GRADE III / COL	8919	7629	5839	3269	4719	4719
FABRIC GRADE IV	9109	7959	6069	3429	5919	5919
FABRIC GRADE V	9609	8289	6309	3599	5119	5119
FABRIC GRADE VI	10099	8919	6539	3759	5319	5319
MARRIED COVER			MARRIED COVER AVAILABLE. PRICING GRID ON PG 82 - 83			
LEATHER - GRADE 1	10399	10169	6569	3799	5379	5379
LEATHER - GRADE 2	10889	10499	6799	3959	5579	5579
LEATHER - GRADE 3	11879	11159	7259	4289	5979	5979
LEATHER - GRADE 4	12869	11819	7719	4619	6369	6369
LEATHER - NOVELTY	12379	11649	7759	4789	6469	6469
LEATHER - NOVELTY PREMIUM	12869	12149	8249	5279	6969	6969

ITEM NUMBER:	949/950/951 <b>-55</b> JOHNSTON/ HAMBRICK/BENSON	949/950/951 <b>-56</b> JOHNSTON/ HAMBRICK/BENSON	949/950/951 <b>-67</b> JOHNSTON/ HAMBRICK/BENSON	949/950/951 <b>-70</b> JOHNSTON/ HAMBRICK/BENSON	949/950/951 <b>-90</b> JOHNSTON/ HAMBRICK/BENSON	960/962/ 968 <b>-OT</b> IMAGINE/DISCOVERY/ NICOLETTA OTTOMAN
DESCRIPTION:	LAF LOVESEAT RECLINER AT ARM	RAF LOVESEAT RECLINER AT ARM	STATIONARY CORNER WEDGE	LOVESEAT L & R FULL RECLINE	SOFA L & R FULL RECLINE	
PROGRAM:	LUXURY MOTION	LUXURY MOTION	LUXURY MOTION	LUXURY MOTION	LUXURY MOTION	LUXURY MOTION
STANDARD FINISH:	MH-MAHOGANY	MH-MAHOGANY	MH-MAHOGANY	MH-MAHOGANY	MH-MAHOGANY	MH-MAHOGANY
SEE PG 3 FOR A COMPLETE LIST OF AVAIL FINISHES	OPTIONAL FINISHES AVAIL AT NO UPCHARGE	OPTIONAL FINISHES AVAIL AT NO UPCHARGE	OPTIONAL FINISHES AVAIL AT NO UPCHARGE	OPTIONAL FINISHES AVAIL AT NO UPCHARGE	OPTIONAL FINISHES AVAIL AT NO UPCHARGE	OPTIONAL FINISHES AVAIL AT NO UPCHARGE
STANDARD CUSHION: ADDITIONAL CUSHION OPTIONS:	SPRING DOWN EXTRA FIRM - \$150	SPRING DOWN EXTRA FIRM - \$150	SPRING DOWN EXTRA FIRM - \$150	SPRING DOWN EXTRA FIRM - \$150	SPRING DOWN EXTRA FIRM - \$225	N/A
PILLOW TYPE:	BUSTLE BACK	BUSTLE BACK	BUSTLE BACK	BUSTLE BACK	BUSTLE BACK	N/A
SPECIAL PROGRAM OPTIONS:	N/A	N/A	N/A	N/A	N/A	N/A
STANDARD RELEASE:	POWER BUTTON IS STANDARD RELEASE	POWER BUTTON IS STANDARD RELEASE	N/A	N/A	POWER BUTTON IS STANDARD RELEASE	N/A
POWER RECLINE OPTIONS:	BB: POWER BUTTON WITH BATTERY PACK: \$300 UPCHARGE	BB: POWER BUTTON WITH BATTERY PACK: \$300 UPCHARGE	N/A	BB: POWER BUTTON WITH BATTERY PACK: \$600 UPCHARGE	BB: POWER BUTTON WITH BATTERY PACK: \$600 UPCHARGE	N/A
POWER UPCHARGES INCLUDE ALL MOTORIZED SEATS PER SKU						
STANDARD NAIL:	949/951 - NATURAL #9 950 - N/A	949/951 - NATURAL #9 950 - N/A	N/A	949/951 - NATURAL #9 950 - N/A	949/951 - NATURAL #9 950 - N/A	960-#54 NATURAL 962/968/969 - #9 NAT
NO NAIL OPTION:	949-951- AVAILABLE 950 - STANDARD	949-951- AVAILABLE 950 - STANDARD	STANDARD	949-951- AVAILABLE 950 - STANDARD	949-951- AVAILABLE 950 - STANDARD	960/962/968/969-AVAIL
OVERALL DIMENSIONS:	SEE SCHEMATIC ON PAGES 100 - 101 FOR DIMENSIONS PER STYLE	SEE SCHEMATIC ON PAGES 100 - 101 FOR DIMENSIONS PER STYLE	SEE SCHEMATIC ON PAGES 100 - 101 FOR DIMENSIONS PER STYLE	SEE SCHEMATIC ON PAGES 100 - 101 FOR DIMENSIONS PER STYLE	SEE SCHEMATIC ON PAGES 100 - 101 FOR DIMENSIONS PER STYLE	SEE SCHEMATIC ON PAGES 102 - 104 FOR DIMENSIONS PER STYLE
WEDGEWALL SPACE:			53.5	53.5		
SEAT HEIGHT:	20.5	20.5	20.5	20.5	20.5	
SEAT DEPTH:	21	21	21	21	21	
SEAT WIDTH:	46	46	38	46	69	
ARM HEIGHT:	24.5	24.5		24.5	24.5	
SEAT TO BACK HEIGHT:	21	21	21	21	21	
DIST FRM WALL TO RECLNE:	0	0		0	0	
CHAIR IN FULL RECLINE:	69	69		69	69	
WEIGHT:	205	205	145	145	327	38
54 " PLAIN COM YDG.	12 3/4	12 3/4	11	11	18 1/2	3 1/4
CUBES:	90.23	90.23	90.23	90.23	120.34	17.1
FABRIC GRADE I / COM	6929	6929	4329	9339	9699	1489
FABRIC GRADE II	7259	7259	4519	9839	10199	1589
FABRIC GRADE III / COL	7589	7589	4719	10329	10689	1689
FABRIC GRADE IV	7919	7919	5919	10829	11189	1779
FABRIC GRADE V	8249	8249	5119	11319	11679	1879
FABRIC GRADE VI	8579	8579	5319	11819	12179	1979
MARRIED COVER					MARRIED COVER AVAILABLE. PRICING GRID ON PG 82 - 83	
LEATHER - GRADE 1	8319	8319	5549	12309	12639	1849
LEATHER - GRADE 2	8649	8649	5739	12809	13139	1949
LEATHER - GRADE 3	9309	9309	6139	13799	14129	2149
LEATHER - GRADE 4	9969	9969	6539	14789	15119	2349
LEATHER - NOVELTY	9799	9799	6639	14289	14619	2639
LEATHER - NOVELTY PREMIUM	10299	10299	7129	14789	15119	3139

ITEM NUMBER:	960/962/ 968 <b>-07</b>	960/962/ 968 <b>-09</b>	960/962/ 968 <b>-17</b>	960/962/ 968 <b>-18</b>	960/962/ 968 <b>-25</b>	960/962/ 968 <b>-33</b>
DESCRIPTION:	IMAGINE/DISCOVERY/ NICOLETTA  STRAIGHT CONSOLE W/ BACK AMD STORAGE	IMAGINE/DISCOVERY/ NICOLETTA  CONSOLE W/ DUAL CUP HOLDERS	IMAGINE/DISCOVERY/ NICOLETTA  LAF RECLINER WITH POWER HEADREST	IMAGINE/DISCOVERY/ NICOLETTA  RAF RECLINER WITH POWER HEADREST	IMAGINE/DISCOVERY/ NICOLETTA  STATIONARY CHAIR	IMAGINE/DISCOVERY/ NICOLETTA  ARMLESS RECLINER
PROGRAM:	LUXURY MOTION	LUXURY MOTION	LUXURY MOTION	LUXURY MOTION	LUXURY MOTION	LUXURY MOTION
STANDARD FINISH:	N/A	N/A	MH-MAHOGANY	MH-MAHOGANY	MH-MAHOGANY	N/A
SEE PG 3 FOR A COMPLETE LIST OF AVAIL FINISHES	N/A	N/A	OPTIONAL FINISHES AVAIL AT NO UPCHARGE	OPTIONAL FINISHES AVAIL AT NO UPCHARGE	OPTIONAL FINISHES AVAIL AT NO UPCHARGE	N/A
STANDARD CUSHION: ADDITIONAL CUSHION OPTIONS:	N/A	N/A	SPRING DOWN EXTRA FIRM - \$75	SPRING DOWN EXTRA FIRM - \$75	SPRING DOWN EXTRA FIRM - \$75	SPRING DOWN EXTRA FIRM - \$75
PILLOW TYPE:	N/A	N/A	960-TIGHT BUSTLE 962 - BUSTLE 968/969 SEMI-ATTACH	960-TIGHT BUSTLE 962 - BUSTLE 968/969 SEMI-ATTACH	960-TIGHT BUSTLE 962 - BUSTLE 968/969 SEMI-ATTACH	960-TIGHT BUSTLE 962 - BUSTLE 968/969 SEMI-ATTACH
SPECIAL PROGRAM OPTIONS:	N/A	N/A	N/A	N/A	N/A	N/A
STANDARD RELEASE:	N/A	N/A	POWER BUTTON IS STANDARD RELEASE	POWER BUTTON IS STANDARD RELEASE	N/A	POWER BUTTON IS STANDARD RELEASE
POWER RECLINE OPTIONS:	N/A	N/A	BB: POWER BUTTON WITH BATTERY PACK: \$300 UPCHARGE	BB: POWER BUTTON WITH BATTERY PACK: \$300 UPCHARGE	N/A	BB: POWER BUTTON WITH BATTERY PACK: \$300 UPCHARGE
POWER UPCHARGES INCLUDE ALL MOTORIZED SEATS PER SKU STANDARD NAIL:	N/A	N/A	960-#54 NATURAL 962/968/969 - #9 NAT	960-#54 NATURAL 962/968/969 - #9 NAT	960-#54 NATURAL 962/968/969 - #9 NAT	NO NAIL
NO NAIL OPTION:	STANDARD	STANDARD	960/962/968/969-AVAIL	960/962/968/969-AVAIL	960/962/968/969-AVAIL	STANDARD
OVERALL DIMENSIONS:	SEE SCHEMATIC ON PAGES 102 - 104 FOR DIMENSIONS PER STYLE	SEE SCHEMATIC ON PAGES 102 - 104 FOR DIMENSIONS PER STYLE	SEE SCHEMATIC ON PAGES 102 - 104 FOR DIMENSIONS PER STYLE	SEE SCHEMATIC ON PAGES 102 - 104 FOR DIMENSIONS PER STYLE	SEE SCHEMATIC ON PAGES 102 - 104 FOR DIMENSIONS PER STYLE	SEE SCHEMATIC ON PAGES 102 - 104 FOR DIMENSIONS PER STYLE
WEDGEWALL SPACE: SEAT HEIGHT: SEAT DEPTH: SEAT WIDTH: ARM HEIGHT: SEAT TO BACK HEIGHT: DIST FRM WALL TO RECLNE: CHAIR IN FULL RECLINE: WEIGHT: 54 " PLAIN COM YDG.	        60 4	        50 4	        21 21.5 24 25 21.5 2.5 67 140 9	        21 21.5 24 25 21.5 2.5 67 140 9	        21 22 24 25 21   137 8 3/4	        21 22 24     21 3 64.5 100 5 3/4
CUBES:	44.2	44.22	49.57	49.57	49.57	49.57
FABRIC GRADE I / COM	2679	1519	4619	4619	4289	4329
FABRIC GRADE II	2769	1619	4789	4789	4459	4559
FABRIC GRADE III / COL	2869	1719	4949	4949	4619	4789
FABRIC GRADE IV	2969	1819	5119	5119	4789	5019
FABRIC GRADE V	3069	1919	5279	5279	4949	5249
FABRIC GRADE VI	3169	2019	5449	5449	5119	5479
MARRIED COVER						
LEATHER - GRADE 1	2939	1919	6069	6069	5939	5019
LEATHER - GRADE 2	3039	2019	6239	6239	6109	5249
LEATHER - GRADE 3	3239	2209	6569	6569	6439	5709
LEATHER - GRADE 4	3429	2409	6899	6899	6769	6169
LEATHER - NOVELTY	3729	2709	7059	7059	6929	6209
LEATHER - NOVELTY PREMIUM	4229	3199	7559	7559	7429	6699

ITEM NUMBER:	960/962/ 968 -35	960/962/ 968 -38	960/962/ 968 -55	960/962/ 968 -56	960/962/ 968 -57	960/962/ 968 -58
DESCRIPTION:	IMAGINE/DISCOVERY/ NICOLETTA  MOTION RECLINER WITH POWER HEADREST	IMAGINE/DISCOVERY/ NICOLETTA  ARMLESS CHAIR	IMAGINE/DISCOVERY/ NICOLETTA  LAF LOVESEAT WITH POWER HEADREST	IMAGINE/DISCOVERY/ NICOLETTA  RAF LOVESEAT WITH POWER HEADREST	IMAGINE/DISCOVERY/ NICOLETTA  STATIONARY LAF LOVESEAT	IMAGINE/DISCOVERY/ NICOLETTA  STATIONARY RAF LOVESEAT
PROGRAM:	LUXURY MOTION BYX (SEE PG 87 -89)	LUXURY MOTION	LUXURY MOTION	LUXURY MOTION	LUXURY MOTION	LUXURY MOTION
STANDARD FINISH:	MH-MAHOGANY	MH-MAHOGANY	MH-MAHOGANY	MH-MAHOGANY	MH-MAHOGANY	MH-MAHOGANY
SEE PG 3 FOR A COMPLETE LIST OF AVAIL FINISHES	OPTIONAL FINISHES AVAIL AT NO UPCHARGE	OPTIONAL FINISHES AVAIL AT NO UPCHARGE	OPTIONAL FINISHES AVAIL AT NO UPCHARGE	OPTIONAL FINISHES AVAIL AT NO UPCHARGE	OPTIONAL FINISHES AVAIL AT NO UPCHARGE	OPTIONAL FINISHES AVAIL AT NO UPCHARGE
STANDARD CUSHION: ADDITIONAL CUSHION OPTIONS:	SPRING DOWN EXTRA FIRM - \$75	SPRING DOWN EXTRA FIRM - \$75	SPRING DOWN EXTRA FIRM - \$150	SPRING DOWN EXTRA FIRM - \$150	SPRING DOWN EXTRA FIRM - \$150	SPRING DOWN EXTRA FIRM - \$150
PILLOW TYPE:	960-TIGHT BUSTLE 962 - BUSTLE 968/969 SEMI-ATTACH	960-TIGHT BUSTLE 962 - BUSTLE 968/969 SEMI-ATTACH	960-TIGHT BUSTLE 962 - BUSTLE 968/969 SEMI-ATTACH	960-TIGHT BUSTLE 962 - BUSTLE 968/969 SEMI-ATTACH	960-TIGHT BUSTLE 962 - BUSTLE 968/969 SEMI-ATTACH	960-TIGHT BUSTLE 962 - BUSTLE 968/969 SEMI-ATTACH
SPECIAL PROGRAM OPTIONS:	N/A	N/A	N/A	N/A	N/A	N/A
STANDARD RELEASE:	POWER BUTTON IS STANDARD RELEASE	N/A	POWER BUTTON IS STANDARD RELEASE	POWER BUTTON IS STANDARD RELEASE	N/A	N/A
POWER RECLINE OPTIONS:	BB: POWER BUTTON WITH BATTERY PACK: \$300 UPCHARGE	N/A	BB: POWER BUTTON WITH BATTERY PACK: \$300 UPCHARGE	BB: POWER BUTTON WITH BATTERY PACK: \$300 UPCHARGE	N/A	N/A
POWER UPCHARGES INCLUDE ALL MOTORIZED SEATS PER SKU						
STANDARD NAIL:	960-#54 NATURAL 962/968/969 - #9 NAT	NO NAIL	960-#54 NATURAL 962/968/969 - #9 NAT	960-#54 NATURAL 962/968/969 - #9 NAT	960-#54 NATURAL 962/968/969 - #9 NAT	960-#54 NATURAL 962/968/969 - #9 NAT
NO NAIL OPTION:	960/962/968/969-AVAIL	STANDARD	960/962/968/969-AVAIL	960/962/968/969-AVAIL	960/962/968/969-AVAIL	960/962/968/969-AVAIL
OVERALL DIMENSIONS:	SEE SCHEMATIC ON PAGES 102 - 104 FOR DIMENSIONS PER STYLE	SEE SCHEMATIC ON PAGES 102 - 104 FOR DIMENSIONS PER STYLE	SEE SCHEMATIC ON PAGES 102 - 104 FOR DIMENSIONS PER STYLE	SEE SCHEMATIC ON PAGES 102 - 104 FOR DIMENSIONS PER STYLE	SEE SCHEMATIC ON PAGES 102 - 104 FOR DIMENSIONS PER STYLE	SEE SCHEMATIC ON PAGES 102 - 104 FOR DIMENSIONS PER STYLE
WEDGEWALL SPACE:						
SEAT HEIGHT:	21	21	21	21	21	21
SEAT DEPTH:	22	22	22	22	22	22
SEAT WIDTH:	24	24	48	48	48	48
ARM HEIGHT:	25		25	25	25	25
SEAT TO BACK HEIGHT:	21	21	21	21	21	21
DIST FRM WALL TO RECLNE:	3		3	3		
CHAIR IN FULL RECLINE:	64.5		64.5	64.5		
WEIGHT:	150	68	200	200	207	207
54 " PLAIN COM YDG.	10 3/4	4 1/2	16 3/4	16 3/4	10 1/2	10 1/2
CUBES:	49.57	44.22	90.23	90.23	90.23	90.23
FABRIC GRADE I / COM	4849	2939	6929	6929	5679	5679
FABRIC GRADE II	5079	3099	7259	7259	5839	5839
FABRIC GRADE III / COL	5319	3269	7589	7589	6009	6009
FABRIC GRADE IV	5549	3429	7919	7919	6169	6169
FABRIC GRADE V	5779	3599	8249	8249	6339	6339
FABRIC GRADE VI	6009	3759	8579	8579	6499	6499
MARRIED COVER	MARRIED COVER AVAILABLE. PRICING GRID ON PG 82 - 83					
LEATHER - GRADE 1	6399	3629	9179	9179	7989	7989
LEATHER - GRADE 2	6639	3799	9509	9509	8149	8149
LEATHER - GRADE 3	7099	4129	10169	10169	8479	8479
LEATHER - GRADE 4	7559	4459	10829	10829	8809	8809
LEATHER - NOVELTY	7589	4619	10659	10659	8979	8979
LEATHER - NOVELTY PREMIUM	8089	5119	11159	11159	9469	9469

ITEM NUMBER:	960/962/ 968 <b>-61</b>	960/962/ 968 <b>-62</b>	960/962/ 968 <b>-66</b>	960/962/ 968 <b>-68</b>	960/962/ 968 <b>-70</b>	960/962/ 968 <b>-75</b>
DESCRIPTION:	IMAGINE/DISCOVERY/ NICOLETTA  LAF SOFA WITH POWER HEADREST	IMAGINE/DISCOVERY/ NICOLETTA  RAF SOFA WITH POWER HEADREST	IMAGINE/DISCOVERY/ NICOLETTA  TRUE CORNER	IMAGINE/DISCOVERY/ NICOLETTA  CORNER WEDGE	IMAGINE/DISCOVERY/ NICOLETTA  MOTION LOVESEAT WITH POWER HEADRESTS	IMAGINE/DISCOVERY/ NICOLETTA  STATIONARY LOVESEAT
PROGRAM:	LUXURY MOTION	LUXURY MOTION	LUXURY MOTION	LUXURY MOTION	LUXURY MOTION	LUXURY MOTION
STANDARD FINISH:	MH-MAHOGANY	MH-MAHOGANY	MH-MAHOGANY	MH-MAHOGANY	MH-MAHOGANY	MH-MAHOGANY
SEE PG 3 FOR A COMPLETE LIST OF AVAIL FINISHES	OPTIONAL FINISHES AVAIL AT NO UPCHARGE	OPTIONAL FINISHES AVAIL AT NO UPCHARGE	OPTIONAL FINISHES AVAIL AT NO UPCHARGE	OPTIONAL FINISHES AVAIL AT NO UPCHARGE	OPTIONAL FINISHES AVAIL AT NO UPCHARGE	OPTIONAL FINISHES AVAIL AT NO UPCHARGE
STANDARD CUSHION: ADDITIONAL CUSHION OPTIONS:	SPRING DOWN EXTRA FIRM - \$225	SPRING DOWN EXTRA FIRM - \$225	SPRING DOWN EXTRA FIRM - \$150	SPRING DOWN EXTRA FIRM - \$150	SPRING DOWN EXTRA FIRM - \$150	SPRING DOWN EXTRA FIRM - \$150
PILLOW TYPE:	960-TIGHT BUSTLE 962 - BUSTLE 968/969 SEMI-ATTACH	960-TIGHT BUSTLE 962 - BUSTLE 968/969 SEMI-ATTACH	960-TIGHT BUSTLE 962 - BUSTLE 968/969 SEMI-ATTACH	960-TIGHT BUSTLE 962 - BUSTLE 968/969 SEMI-ATTACH	960-TIGHT BUSTLE 962 - BUSTLE 968/969 SEMI-ATTACH	960-TIGHT BUSTLE 962 - BUSTLE 968/969 SEMI-ATTACH
SPECIAL PROGRAM OPTIONS:	N/A	N/A	N/A	N/A	N/A	N/A
STANDARD RELEASE:	POWER BUTTON IS STANDARD RELEASE	POWER BUTTON IS STANDARD RELEASE	N/A	N/A	POWER BUTTON IS STANDARD RELEASE	N/A
POWER RECLINE OPTIONS:	BB: POWER BUTTON WITH BATTERY PACK: \$300 UPCHARGE	BB: POWER BUTTON WITH BATTERY PACK: \$300 UPCHARGE	N/A	N/A	BB: POWER BUTTON WITH BATTERY PACK: \$600 UPCHARGE	N/A
POWER UPCHARGES INCLUDE ALL MOTORIZED SEATS PER SKU						
STANDARD NAIL:	960-#54 NATURAL 962/968/969 - #9 NAT	960-#54 NATURAL 962/968/969 - #9 NAT	N/A	N/A	960-#54 NATURAL 962/968/969 - #9 NAT	960-#54 NATURAL 962/968/969 - #9 NAT
NO NAIL OPTION:	960/962/968/969-AVAIL	960/962/968/969-AVAIL	STANDARD	STANDARD	960/962/968/969-AVAIL	960/962/968/969-AVAIL
OVERALL DIMENSIONS:	SEE SCHEMATIC ON PAGES 102 - 104 FOR DIMENSIONS PER STYLE	SEE SCHEMATIC ON PAGES 102 - 104 FOR DIMENSIONS PER STYLE	SEE SCHEMATIC ON PAGES 102 - 104 FOR DIMENSIONS PER STYLE	SEE SCHEMATIC ON PAGES 102 - 104 FOR DIMENSIONS PER STYLE	SEE SCHEMATIC ON PAGES 102 - 104 FOR DIMENSIONS PER STYLE	SEE SCHEMATIC ON PAGES 102 - 104 FOR DIMENSIONS PER STYLE
WEDGEWALL SPACE:				52.5		
SEAT HEIGHT:	21	21	21		21	21
SEAT DEPTH:	22	22	22	22	22	22
SEAT WIDTH:	72	72	43	43	48	48
ARM HEIGHT:	25	25			25	25
SEAT TO BACK HEIGHT:	21	21	21	21	21	21
DIST FRM WALL TO RECLINE:	3	3			2.5	
CHAIR IN FULL RECLINE:	64.5	64.5			65.5	
WEIGHT:	225	225	125	135	217	207
54 " PLAIN COM YDG.	19 1/2	19 1/2	9	9	17 3/4	12 3/4
CUBES:	90.23	90.23	44.2	90.2	90.2	90.2
FABRIC GRADE I / COM	8189	8189	3799	4689	9339	7689
FABRIC GRADE II	8519	8519	3999	4889	9839	8019
FABRIC GRADE III / COL	8849	8849	4189	5079	10329	8349
FABRIC GRADE IV	9179	9179	4389	5279	10829	8679
FABRIC GRADE V	9509	9509	4589	5479	11319	9009
FABRIC GRADE VI	9839	9839	4789	5679	11819	9339
MARRIED COVER						
LEATHER - GRADE 1	10759	10759	4889	5709	11949	11089
LEATHER - GRADE 2	11089	11089	5079	5909	12439	11419
LEATHER - GRADE 3	11749	11749	5479	6309	13429	12079
LEATHER - GRADE 4	12409	12409	5879	6699	14419	12734
LEATHER - NOVELTY	12249	12249	5979	6799	13929	12579
LEATHER - NOVELTY PREMIUM	12734	12734	6469	7299	14419	13069

ITEM NUMBER:	960/962/ 968 -90	960/962/ 968 -95	970-35 ARYA	970-90 ARYA	990-35	990-90
DESCRIPTION:	IMAGINE/DISCOVERY/ NICOLETTA  MOTION SOFA WITH POWER HEADRESTS	IMAGINE/DISCOVERY/ NICOLETTA  STATIONARY SOFA	ZERO GRAVITY CHAIR FULL RECLINE W/ POWER HEADREST	ZERO GRAVITY MOTION SOFA L & R FULL RECLINER W/ POWER HEADREST	OAKLEE  CHAIR FULL RECLINE	OAKLEE  MOTION SOFA L & R FULL RECLINE
PROGRAM:	LUXURY MOTION BYX (SEE PG 87 -89)	LUXURY MOTION	LUXURY MOTION	LUXURY MOTION	LUXURY MOTION	LUXURY MOTION
STANDARD FINISH:	MH-MAHOGANY	MH-MAHOGANY	MH-MAHOGANY	MH-MAHOGANY	MH-MAHOGANY	MH-MAHOGANY
SEE PG 3 FOR A COMPLETE LIST OF AVAIL FINISHES	OPTIONAL FINISHES AVAIL AT NO UPCHARGE	OPTIONAL FINISHES AVAIL AT NO UPCHARGE	OPTIONAL FINISHES AVAIL AT NO UPCHARGE	OPTIONAL FINISHES AVAIL AT NO UPCHARGE	OPTIONAL FINISHES AVAIL AT NO UPCHARGE	OPTIONAL FINISHES AVAIL AT NO UPCHARGE
STANDARD CUSHION: ADDITIONAL CUSHION OPTIONS:	SPRING DOWN EXTRA FIRM - \$225	SPRING DOWN EXTRA FIRM - \$225	SPRING DOWN EXTRA FIRM - \$75	SPRING DOWN EXTRA FIRM - \$225	PREMIER DOWN EXTRA FIRM - \$75	PREMIER DOWN EXTRA FIRM - \$225
PILLOW TYPE:	960-TIGHT BUSTLE 962 - BUSTLE 968/969 SEMI-ATTACH	960-TIGHT BUSTLE 962 - BUSTLE 968/969 SEMI-ATTACH	SEMI-ATTACHED	SEMI-ATTACHED	BUSTLE BACK	BUSTLE BACK
SPECIAL PROGRAM OPTIONS:	N/A	N/A	N/A	N/A	N/A	N/A
STANDARD RELEASE:	POWER BUTTON IS STANDARD RELEASE	N/A	POWER BUTTON IS STANDARD RELEASE	POWER BUTTON IS STANDARD RELEASE	POWER BUTTON IS STANDARD RELEASE	POWER BUTTON IS STANDARD RELEASE
POWER RECLINE OPTIONS:	BB: POWER BUTTON WITH BATTERY PACK: \$600 UPCHARGE	N/A	BB: POWER BUTTON WITH BATTERY PACK: \$300 UPCHARGE	BB: POWER BUTTON WITH BATTERY PACK: \$300 UPCHARGE	BB: POWER BUTTON WITH BATTERY PACK: \$300 UPCHARGE	BB: POWER BUTTON WITH BATTERY PACK: \$300 UPCHARGE
POWER UPCHARGES INCLUDE ALL MOTORIZED SEATS PER SKU						
STANDARD NAIL:	960-#54 NATURAL 962/968/969 - #9 NAT	960-#54 NATURAL 962/968/969 - #9 NAT	N/A	N/A	N/A	N/A
NO NAIL OPTION:	960/962/968/969-AVAIL	960/962/968/969-AVAIL	STANDARD	STANDARD	STANDARD	STANDARD
OVERALL DIMENSIONS:	SEE SCHEMATIC ON PAGES 102 - 104 FOR DIMENSIONS PER STYLE	SEE SCHEMATIC ON PAGES 102 - 104 FOR DIMENSIONS PER STYLE	W 39 1/2" D 41 1/2" H 42"	W 86" D 41 1/2" H 42"	W 37 1/2" D 44" H 41 1/2"	W 83" D 44" H 41 1/2"
WEDGEWALL SPACE:						
SEAT HEIGHT:	21	21	21	21	20.5	20.5
SEAT DEPTH:	22	22	22	22	21	21
SEAT WIDTH:	72	72	22.5	69	23	69
ARM HEIGHT:	25	25	25	25	26	26
SEAT TO BACK HEIGHT:	21	21	21	21	19	19
DIST FRM WALL TO RECLNE:	2.5		3	6	0	0
CHAIR IN FULL RECLINE:	65.5		66	66	69	69
WEIGHT:	300	270	185	342	177	332
54 " PLAIN COM YDG.	20 3/4	16 1/2	9 1/4	18 3/4	9 1/2	19
CUBES:	120.3	120.3	49.57	120.34	44.22	99.5
FABRIC GRADE I / COM	9699	8149	4489	8649	4849	9339
FABRIC GRADE II	10199	8479	4719	9139	5079	9839
FABRIC GRADE III / COL	10689	8809	4949	9639	5319	10329
FABRIC GRADE IV	11189	9139	5179	10129	5549	10829
FABRIC GRADE V	11679	9469	5409	10629	5779	11319
FABRIC GRADE VI	12179	9799	5649	11119	6009	11819
MARRIED COVER	MARRIED COVER AVAILABLE. PRICING GRID ON PG 82 - 83					
LEATHER - GRADE 1	12309	11449	5879	11419	6399	12109
LEATHER - GRADE 2	12809	11779	6109	11919	6639	12609
LEATHER - GRADE 3	13799	12439	6569	12909	7099	13599
LEATHER - GRADE 4	14789	13099	7029	13899	7559	14589
LEATHER - NOVELTY	14289	12939	7059	13399	7589	14089
LEATHER - NOVELTY PREMIUM	14789	13429	7559	13899	8089	14589

ITEM NUMBER:	2201 SAXTON	2202 ESSEX	2203 PEARCE	3001-BY BANCROFT	3007 GALLAWAY	3020 HUSS
DESCRIPTION:	SWIVEL RECLINER	SWIVEL RECLINER	SWIVEL RECLINER	3-WAY LOUNGER	3-WAY LOUNGER	3-WAY LOUNGER
PROGRAM:						
STANDARD FINISH:	N/A	N/A	N/A	MH-MAHOGANY	MH-MAHOGANY	MH-MAHOGANY
SEE PG 3 FOR A COMPLETE LIST OF AVAIL FINISHES	N/A	N/A	N/A	OPTIONAL FINISHES AVAIL AT NO UPCHARGE	OPTIONAL FINISHES AVAIL AT NO UPCHARGE	OPTIONAL FINISHES AVAIL AT NO UPCHARGE
STANDARD CUSHION: ADDITIONAL CUSHION OPTIONS:	SPRING DOWN EXTRA FIRM - \$75	SPRING DOWN EXTRA FIRM - \$75	SPRING DOWN EXTRA FIRM - \$75	PREMIER DOWN EXTRA FIRM - \$75	HR FOAM EXTRA FIRM - \$75	HR FOAM EXTRA FIRM - \$75
PILLOW TYPE:	TIGHT BACK	TIGHT BUSTLE	TIGHT BUSTLE	SEMI-ATTACHED	SEMI-ATTACHED	SEMI-ATTACHED
SPECIAL PROGRAM OPTIONS:	N/A	N/A	N/A	N/A	N/A	N/A
STANDARD RELEASE:	PUSHBACK	PUSHBACK	PUSHBACK	PUSHBACK	PUSHBACK	PUSHBACK
POWER RECLINE OPTIONS:  POWER UPCHARGES INCLUDE ALL MOTORIZED SEATS PER SKU	PB - POWER BUTTON - \$300; BB - POWER BUTTON WITH BATTERY PACK - \$600	PB - POWER BUTTON - \$300; BB - POWER BUTTON WITH BATTERY PACK - \$600	PB - POWER BUTTON - \$300; BB - POWER BUTTON WITH BATTERY PACK - \$600	PB - POWER BUTTON - \$300; BB - POWER BUTTON WITH BATTERY PACK - \$600	PB - POWER BUTTON - \$300; BB - POWER BUTTON WITH BATTERY PACK - \$600	PB - POWER BUTTON - \$300; BB - POWER BUTTON WITH BATTERY PACK - \$600
STANDARD NAIL:	N/A	N/A	N/A	NATURAL #9	N/A	NATURAL #9
NO NAIL OPTION:	STANDARD	STANDARD	STANDARD	AVAILABLE	STANDARD	N/A
OVERALL DIMENSIONS:	W 34" D 40" H 39 1/2"	W 31" D 37" H 38"	W D H	W 37" D 43" H 43"	W 31" D 39 1/2" H 42 1/2"	W 36" D 39" H 42"
WEDGEWALL SPACE:						
SEAT HEIGHT:	20	20		21.5	20	20.5
SEAT DEPTH:	21	21.5		22.5	20	21.5
SEAT WIDTH:	22.5	21		21.5	20	21
ARM HEIGHT:	23.5	23.5		27	26	25
SEAT TO BACK HEIGHT:	19.5	18		21.5	22.5	21.5
DIST FRM WALL TO RECLNE:	15	14		17	17.5	16
CHAIR IN FULL RECLINE:	67	66		70	68.5	67
WEIGHT:				117	117	103
54 " PLAIN COM YDG.	7 1/2	7 1/2	7 1/4	9 1/2	8 1/2	8 1/4
CUBES:				44.22	44.22	44.22
FABRIC GRADE I / COM	3299	3299	3299	3699	3299	3099
FABRIC GRADE II	3469	3469	3469	3859	3469	3269
FABRIC GRADE III / COL	3629	3629	3629	4029	3629	3429
FABRIC GRADE IV	3799	3799	3799	4189	3799	3599
FABRIC GRADE V	3959	3959	3959	4359	3959	3759
FABRIC GRADE VI	4129	4129	4129	4519	4129	3929
MARRIED COVER						
LEATHER - GRADE 1	4289	4289	4289	5149	4489	4329
LEATHER - GRADE 2	4459	4459	4459	5319	4659	4489
LEATHER - GRADE 3	4789	4789	4789	5649	4989	4819
LEATHER - GRADE 4	5119	5119	5119	5979	5319	5149
LEATHER - NOVELTY	5279	5279	5279	6139	5479	5319
LEATHER - NOVELTY PREMIUM	5779	5779	5779	6639	5979	5809



ITEM NUMBER:	3032	3033	3076	3079	3080	3084
DESCRIPTION:	ANI RECLINER	KIPTON RECLINER	HENLEY 3-WAY LOUNGER	REDDISH RECLINER	CHARLOTTE RECLINER	KARA RECLINER
PROGRAM:						
STANDARD FINISH:	MH-MAHOGANY	MH-MAHOGANY	MH-MAHOGANY	MH-MAHOGANY	MH-MAHOGANY	MH-MAHOGANY
SEE PG 3 FOR A COMPLETE LIST OF AVAIL FINISHES	OPTIONAL FINISHES AVAIL AT NO UPCHARGE	OPTIONAL FINISHES AVAIL AT NO UPCHARGE	OPTIONAL FINISHES AVAIL AT NO UPCHARGE	OPTIONAL FINISHES AVAIL AT NO UPCHARGE	OPTIONAL FINISHES AVAIL AT NO UPCHARGE	OPTIONAL FINISHES AVAIL AT NO UPCHARGE
STANDARD CUSHION: ADDITIONAL CUSHION OPTIONS:	SPRING DOWN EXTRA FIRM - \$75	SPRING DOWN EXTRA FIRM - \$75	HR FOAM EXTRA FIRM - \$75	SPRING DOWN EXTRA FIRM - \$75	SPRING DOWN EXTRA FIRM - \$75	SPRING DOWN EXTRA FIRM - \$75
PILLOW TYPE:	SEMI-ATTACHED	BUSTLE BACK	SEMI-ATTACHED	SEMI-ATTACHED	SEMI-ATTACHED	SEMI-ATTACHED
SPECIAL PROGRAM OPTIONS:	N/A	N/A	N/A	Choice of Turned or Tapered Leg	N/A	N/A
STANDARD RELEASE:	PUSHBACK	PUSHBACK	PUSHBACK	PUSHBACK	PUSHBACK	PUSHBACK
POWER RECLINE OPTIONS:  POWER UPCHARGES INCLUDE ALL MOTORIZED SEATS PER SKU	PB - POWER BUTTON - \$300; BB - POWER BUTTON WITH BATTERY PACK - \$600	PB - POWER BUTTON - \$300; BB - POWER BUTTON WITH BATTERY PACK - \$600	PB - POWER BUTTON - \$300; BB - POWER BUTTON WITH BATTERY PACK - \$600	PB - POWER BUTTON - \$300; BB - POWER BUTTON WITH BATTERY PACK - \$600	PB - POWER BUTTON - \$300; BB - POWER BUTTON WITH BATTERY PACK - \$600	PB - POWER BUTTON - \$300; BB - POWER BUTTON WITH BATTERY PACK - \$600
STANDARD NAIL:	N/A	N/A	NATURAL #9	NATURAL #9	N/A	N/A
NO NAIL OPTION:	STANDARD	STANDARD	AVAILABLE	AVAILABLE	STANDARD	STANDARD
OVERALL DIMENSIONS:	W 29" D 38" H 41 1/2"	W 30 1/2" D 39" H 42 1/2"	W 30" D 40 1/2" H 41"	W 34" D 41" H 43"	W 28" D 38 1/2" H 40"	W 32" D 38 1/2" H 41 1/2"
WEDGEWALL SPACE:						
SEAT HEIGHT:	20.5	21	20.5	20.5	20.5	20.5
SEAT DEPTH:	21	20.5	21	20.5	21	20.5
SEAT WIDTH:	21	21.5	20.5	20	19.5	20.5
ARM HEIGHT:	25	25	25.5	25.5	24.5	25.5
SEAT TO BACK HEIGHT:	21	21.5	20.5	22.5	19.5	21
DIST FRM WALL TO RECLNE:	15.5	16	16	17.5	14.5	15
CHAIR IN FULL RECLINE:	65	67	68	69.5	64.5	66
WEIGHT:	137	146	103	146	147	137
54 " PLAIN COM YDG.	7 1/2	7 3/4	8	7 3/4	6 1/2	6 3/4
CUBES:	44.22	44.22	44.22	44.22	44.22	44.22
FABRIC GRADE I / COM	3629	3099	3099	3469	3299	3299
FABRIC GRADE II	3799	3269	3269	3629	3469	3469
FABRIC GRADE III / COL	3959	3429	3429	3799	3629	3629
FABRIC GRADE IV	4129	3599	3599	3959	3799	3799
FABRIC GRADE V	4289	3759	3759	4129	3959	3959
FABRIC GRADE VI	4459	3929	3929	4289	4129	4129
MARRIED COVER				MARRIED COVER AVAILABLE. PRICING GRID ON PG 82 - 83		
LEATHER - GRADE 1	4329	4329	4159	4489	3629	4059
LEATHER - GRADE 2	4489	4489	4329	4659	3799	4229
LEATHER - GRADE 3	4819	4819	4659	4989	4129	4559
LEATHER - GRADE 4	5149	5149	4989	5319	4459	4889
LEATHER - NOVELTY	5319	5319	5149	5479	4619	5049
LEATHER - NOVELTY PREMIUM	5809	5809	5649	5979	5119	5549

ITEM NUMBER:	3156	3220/3221/3223	3307	3318	3410	3420
DESCRIPTION:	THOMAS 3-WAY LOUNGER WITH POWER HEADREST	WARNER/STERLING/ HANLEY 3-WAY LOUNGER	GABRIEL RECLINER	CHRISTOPHER RECLINER	LANCASTER 3-WAY LOUNGER	CARLEE 3-WAY LOUNGER
PROGRAM:	BYX (SEE PG 84 - 86)	SECT SEAT BY DESN		BYX (SEE PG 84 - 86)	BYX (SEE PG 84 - 86)	
STANDARD FINISH:	MH-MAHOGANY	MH-MAHOGANY	MH-MAHOGANY	MH-MAHOGANY	MH-MAHOGANY	MH-MAHOGANY
SEE PG 3 FOR A COMPLETE LIST OF AVAIL FINISHES	OPTIONAL FINISHES AVAIL AT NO UPCHARGE	OPTIONAL FINISHES AVAIL AT NO UPCHARGE	OPTIONAL FINISHES AVAIL AT NO UPCHARGE	OPTIONAL FINISHES AVAIL AT NO UPCHARGE	OPTIONAL FINISHES AVAIL AT NO UPCHARGE	OPTIONAL FINISHES AVAIL AT NO UPCHARGE
STANDARD CUSHION: ADDITIONAL CUSHION OPTIONS:	SPRING DOWN EXTRA FIRM - \$75	SPRING DOWN EXTRA FIRM - \$75	SPRING DOWN EXTRA FIRM - \$75	SPRING DOWN EXTRA FIRM - \$75	SPRING DOWN EXTRA FIRM - \$75	SPRING DOWN EXTRA FIRM - \$75
PILLOW TYPE:	BUSTLE BACK	SEMI-ATTACHED	BUSTLE BACK	SEMI-ATTACHED	BUSTLE BACK	TUFTED BACK
SPECIAL PROGRAM OPTIONS:	N/A	Choice of Turned or Tapered Leg; Choice of Welt or Double-Needle seam treatment	N/A	N/A	N/A	N/A
STANDARD RELEASE:	STANDARD WITH POWER BUTTON	PUSHBACK	PUSHBACK	PUSHBACK	PUSHBACK	PUSHBACK
POWER RECLINE OPTIONS:	<b>PB - STANDARD</b>					
POWER UPCHARGES INCLUDE ALL MOTORIZED SEATS PER SKU	BB - POWER BUTTON WITH BATTERY PACK - \$300	PB - POWER BUTTON - \$300; BB - POWER BUTTON WITH BATTERY PACK - \$600	PB - POWER BUTTON - \$300; BB - POWER BUTTON WITH BATTERY PACK - \$600	PB - POWER BUTTON - \$300; BB - POWER BUTTON WITH BATTERY PACK - \$600	PB - POWER BUTTON - \$300; BB - POWER BUTTON WITH BATTERY PACK - \$600	PB - POWER BUTTON - \$300; BB - POWER BUTTON WITH BATTERY PACK - \$600
STANDARD NAIL:	N/A	NATURAL #9	NATURAL #9	NATURAL #9	NATURAL #9	NATURAL #9
NO NAIL OPTION:	STANDARD	AVAILABLE	AVAILABLE	AVAILABLE	AVAILABLE	AVAILABLE
OVERALL DIMENSIONS:	W 30" D 38 1/2" H 42"	W 36" D 39" H 40 1/2"	W 30" D 39 1/2" H 41 1/2"	W 30" D 39 1/2" H 41"	W 32" D 40" H 42"	W 30" D 40" H 43"
WEDGEWALL SPACE:						
SEAT HEIGHT:	20.5	20.5	20.5	21	20.5	21
SEAT DEPTH:	20.5	20.5	21	21	20	22.5
SEAT WIDTH:	21	21	22	22	21.5	21
ARM HEIGHT:	25	24.5	25.5	24.5	24.5	24.5
SEAT TO BACK HEIGHT:	21.5	22	21	20	21.5	22
DIST FRM WALL TO RECLNE:	16	15.5	16	15.5	16.5	16.5
CHAIR IN FULL RECLINE:	67	66	67.5	67	67.5	67
WEIGHT:	146	134	126	121	114	146
54 " PLAIN COM YDG.	7 3/4	8	7 1/4	7 3/4	7 3/4	
CUBES:	44.22	44.2	44.22	44.22	44.22	44.22
FABRIC GRADE I / COM	4159	3729	3629	3099	3099	3299
FABRIC GRADE II	4329	3899	3799	3269	3269	3469
FABRIC GRADE III / COL	4489	4059	3959	3429	3429	3629
FABRIC GRADE IV	4659	4229	4129	3599	3599	3799
FABRIC GRADE V	4819	4389	4289	3759	3759	3959
FABRIC GRADE VI	4989	4559	4459	3929	3929	4129
MARRIED COVER	MARRIED COVER AVAILABLE. PRICING GRID ON PG 82 - 83		MARRIED COVER AVAILABLE. PRICING GRID ON PG 82 - 83	MARRIED COVER AVAILABLE. PRICING GRID ON PG 82 - 83	MARRIED COVER AVAILABLE. PRICING GRID ON PG 82 - 83	
LEATHER - GRADE 1	5179	4819	4489	4329	4329	4329
LEATHER - GRADE 2	5349	4989	4659	4489	4489	4489
LEATHER - GRADE 3	5679	5319	4989	4819	4819	4819
LEATHER - GRADE 4	6009	5649	5319	5149	5149	5149
LEATHER - NOVELTY	6169	5809	5479	5319	5319	5319
LEATHER - NOVELTY PREMIUM	6669	6309	5979	5809	5809	5809

ITEM NUMBER:	3421 PATRICK	3436 ATTISON	3478 BARKER	3501 MAGNOLIA	3505 HOWELL	3516 KASHTON
DESCRIPTION:	3-WAY LOUNGER	3-WAY LOUNGER	RECLINER	3-WAY LOUNGER	3-WAY LOUNGER	3-WAY LOUNGER WITH POWER HEADREST
PROGRAM:						
STANDARD FINISH:	MH-MAHOGANY	MH-MAHOGANY	MH-MAHOGANY	MH-MAHOGANY	MH-MAHOGANY	MH-MAHOGANY
SEE PG 3 FOR A COMPLETE LIST OF AVAIL FINISHES	OPTIONAL FINISHES AVAIL AT NO UPCHARGE	OPTIONAL FINISHES AVAIL AT NO UPCHARGE	OPTIONAL FINISHES AVAIL AT NO UPCHARGE	OPTIONAL FINISHES AVAIL AT NO UPCHARGE	OPTIONAL FINISHES AVAIL AT NO UPCHARGE	OPTIONAL FINISHES AVAIL AT NO UPCHARGE
STANDARD CUSHION: ADDITIONAL CUSHION OPTIONS:	SPRING DOWN EXTRA FIRM - \$75	SPRING DOWN EXTRA FIRM - \$75	SPRING DOWN EXTRA FIRM - \$75	SPRING DOWN EXTRA FIRM - \$75	SPRING DOWN EXTRA FIRM - \$75	SPRING DOWN EXTRA FIRM - \$75
PILLOW TYPE:	TUFTED BACK	SEMI-ATTACHED	SEMI-ATTACHED	BUSTLE BACK	BUSTLE BACK	BUSTLE BACK
SPECIAL PROGRAM OPTIONS:	N/A	N/A	N/A	N/A	N/A	N/A
STANDARD RELEASE:	PUSHBACK	PUSHBACK	PUSHBACK	PUSHBACK	PUSHBACK	STANDARD WITH POWER BUTTON
POWER RECLINE OPTIONS:						<b>PB: STANDARD</b>
POWER UPCHARGES INCLUDE ALL MOTORIZED SEATS PER SKU	PB - POWER BUTTON - \$300; BB - POWER BUTTON WITH BATTERY PACK - \$600	PB - POWER BUTTON - \$300; BB - POWER BUTTON WITH BATTERY PACK - \$600	PB - POWER BUTTON - \$300; BB - POWER BUTTON WITH BATTERY PACK - \$600	PB - POWER BUTTON - \$300; BB - POWER BUTTON WITH BATTERY PACK - \$600	PB - POWER BUTTON - \$300; BB - POWER BUTTON WITH BATTERY PACK - \$600	BB: POWER BUTTON WITH BATTERY PACK - \$300
STANDARD NAIL:	NATURAL #9	N/A	N/A	NATURAL #9	N/A	NATURAL #9
NO NAIL OPTION:	AVAILABLE	STANDRD	STANDARD	UNAVAILABLE	STANDARD	AVAILABLE
OVERALL DIMENSIONS:	W 34" D 39 1/2" H 40"	W D H	W 31 1/2" D 42" H 44"	W 32 1/2" D 39" H 42"	W 31" D 37 1/2" H 41"	W 33" D 41 1.2" H 43"
WEDGEWALL SPACE:						
SEAT HEIGHT:	21		20.5	21	20.5	20.5
SEAT DEPTH:	22.5		22.5	22	21	21
SEAT WIDTH:	23		23	21.5	22.5	21
ARM HEIGHT:	25.5		25	26	25	26
SEAT TO BACK HEIGHT:	19		23.5	21	20.5	22.5
DIST FRM WALL TO RECLNE:	16.5		17	16	17	17
CHAIR IN FULL RECLINE:	67		70.5	67	66	70.5
WEIGHT:	146		121	161	141	146
54 " PLAIN COM YDG.	8	7	7 1/4	7 3/4	7 1/4	
CUBES:	44.2		44.22	44.22	44.22	44.22
FABRIC GRADE I / COM	3469	3299	3099	3469	3299	4489
FABRIC GRADE II	3629	3469	3269	3629	3469	4659
FABRIC GRADE III / COL	3799	3629	3429	3799	3629	4819
FABRIC GRADE IV	3959	3799	3599	3959	3799	4989
FABRIC GRADE V	4129	3959	3759	4129	3959	5149
FABRIC GRADE VI	4289	4129	3929	4289	4129	5319
MARRIED COVER						MARRIED COVER AVAILABLE. PRICING GRID ON PG 82 - 83
LEATHER - GRADE 1	4489	4289	3999	4489	4329	5549
LEATHER - GRADE 2	4659	4459	4159	4659	4489	5709
LEATHER - GRADE 3	4989	4789	4489	4989	4819	6039
LEATHER - GRADE 4	5319	5119	4819	5319	5149	6369
LEATHER - NOVELTY	5479	5279	4989	5479	5319	6539
LEATHER - NOVELTY PREMIUM	5979	5779	5479	5979	5809	7029

ITEM NUMBER:	3521 KYLER	3524 WAYLON	3547 TIMBER	3600 ZION	3622 MILLS	3624 EMYRSEN
DESCRIPTION:	3-WAY LOUNGER	3-WAY LOUNGER	3-WAY LOUNGER	RECLINER	3-WAY LOUNGER	3-WAY LOUNGER
PROGRAM:						
STANDARD FINISH:	MH-MAHOGANY	MH-MAHOGANY	MH-MAHOGANY	MH-MAHOGANY	MH-MAHOGANY	MH-MAHOGANY
SEE PG 3 FOR A COMPLETE LIST OF AVAIL FINISHES	OPTIONAL FINISHES AVAIL AT NO UPCHARGE	OPTIONAL FINISHES AVAIL AT NO UPCHARGE	OPTIONAL FINISHES AVAIL AT NO UPCHARGE	OPTIONAL FINISHES AVAIL AT NO UPCHARGE	OPTIONAL FINISHES AVAIL AT NO UPCHARGE	OPTIONAL FINISHES AVAIL AT NO UPCHARGE
STANDARD CUSHION: ADDITIONAL CUSHION OPTIONS:	SPRING DOWN EXTRA FIRM - \$75	SPRING DOWN EXTRA FIRM - \$75	SPRING DOWN EXTRA FIRM - \$75	SPRING DOWN EXTRA FIRM - \$75	PREMIER DOWN EXTRA FIRM - \$75	SPRING DOWN EXTRA FIRM - \$75
PILLOW TYPE:	BUSTLE BACK	TIGHT BACK	SEMI-ATTACHED	SEMI-ATTACHED	BUSTLE BACK	SEMI-ATTACHED
SPECIAL PROGRAM OPTIONS:	N/A	N/A	N/A	N/A	N/A	N/A
STANDARD RELEASE:	PUSHBACK	PUSHBACK	PUSHBACK	PUSHBACK	PUSHBACK	PUSHBACK
POWER RECLINE OPTIONS:  POWER UPCHARGES INCLUDE ALL MOTORIZED SEATS PER SKU	PB - POWER BUTTON - \$300; BB - POWER BUTTON WITH BATTERY PACK - \$600	PB - POWER BUTTON - \$300; BB - POWER BUTTON WITH BATTERY PACK - \$600	PB - POWER BUTTON - \$300; BB - POWER BUTTON WITH BATTERY PACK - \$600	PB - POWER BUTTON - \$300; BB - POWER BUTTON WITH BATTERY PACK - \$600	PB - POWER BUTTON - \$300; BB - POWER BUTTON WITH BATTERY PACK - \$600	PB - POWER BUTTON - \$300; BB - POWER BUTTON WITH BATTERY PACK - \$600
STANDARD NAIL:	NATURAL #9	N/A	N/A	N/A	NATURAL #9	N/A
NO NAIL OPTION:	AVAILABLE	STANDARD	STANDARD	STANDARD	AVAILABLE	STANDARD
OVERALL DIMENSIONS:	W 31" D 40" H 43"	W 33" D 35" H 43"	W 30 D 38 H 41.5	W 34 1/2" D 38 1/2" H 42 1/2"	W 33 1/2" D 41" H 41"	W 33" D 39" H 41 1/2"
WEDGEWALL SPACE:						
SEAT HEIGHT:	20.5	20.5	20.5	21	21	20.5
SEAT DEPTH:	21.5	21	19	20.5	22	21.5
SEAT WIDTH:	21	23	21	22	22	23
ARM HEIGHT:	25	25	24.5	26	26	26
SEAT TO BACK HEIGHT:	22.5	22.5	21	21.5	20	21
DIST FRM WALL TO RECLNE:	17	18	14	15.5	16	15
CHAIR IN FULL RECLINE:	68	65.5	64.5	67.5	69	66.5
WEIGHT:			137	146		137
54 " PLAIN COM YDG.			7 1/2	7 3/4	7 3/4	7 3/4
CUBES:	44.22	44.22	44.22	52.02		44.22
FABRIC GRADE I / COM	3469	3099	3299	3099	3629	3269
FABRIC GRADE II	3629	3269	3469	3269	3799	3429
FABRIC GRADE III / COL	3799	3429	3629	3429	3959	3599
FABRIC GRADE IV	3959	3599	3799	3599	4129	3759
FABRIC GRADE V	4129	3759	3959	3759	4289	3929
FABRIC GRADE VI	4289	3929	4129	3929	4459	4089
MARRIED COVER	MARRIED COVER AVAILABLE. PRICING GRID ON PG 82 - 83				MARRIED COVER AVAILABLE. PRICING GRID ON PG 82 - 83	
LEATHER - GRADE 1	4489	4159	4419	4159	4949	4129
LEATHER - GRADE 2	4659	4329	4589	4329	5119	4289
LEATHER - GRADE 3	4989	4659	5919	4659	5449	4619
LEATHER - GRADE 4	5319	4989	5249	4989	5779	4949
LEATHER - NOVELTY	5479	5149	5409	5149	5939	5119
LEATHER - NOVELTY PREMIUM	5979	5649	5909	5649	6439	5609

ITEM NUMBER:	3625	3626	3627	3632	3640	3641
	WINTER	TATUM	LOFTIN	EVERETT	RELAXAN	RESTIN
DESCRIPTION:	3-WAY LOUNGER	3-WAY LOUNGER	3-WAY LOUNGER	3-WAY LOUNGER	3-WAY LOUNGER	3-WAY LOUNGER
PROGRAM:						
STANDARD FINISH:	MH-MAHOGANY	MH-MAHOGANY	MH-MAHOGANY	MH-MAHOGANY	MH-MAHOGANY	MH-MAHOGANY
SEE PG 3 FOR A COMPLETE LIST OF AVAIL FINISHES	OPTIONAL FINISHES AVAIL AT NO UPCHARGE	OPTIONAL FINISHES AVAIL AT NO UPCHARGE	OPTIONAL FINISHES AVAIL AT NO UPCHARGE	OPTIONAL FINISHES AVAIL AT NO UPCHARGE	OPTIONAL FINISHES AVAIL AT NO UPCHARGE	OPTIONAL FINISHES AVAIL AT NO UPCHARGE
STANDARD CUSHION:	SPRING DOWN	SPRING DOWN	PREMIER DOWN	SPRING DOWN	SPRING DOWN	SPRING DOWN
ADDITIONAL CUSHION OPTIONS:	EXTRA FIRM - \$75	EXTRA FIRM - \$75	EXTRA FIRM - \$75	EXTRA FIRM - \$75	EXTRA FIRM - \$75	EXTRA FIRM - \$75
PILLOW TYPE:	BUSTLE BACK	SEMI-ATTACHED	BUSTLE BACK	BUSTLE BACK	TIGHT BACK	SEMI-ATTACHED
SPECIAL PROGRAM OPTIONS:	N/A	N/A	N/A	N/A	N/A	N/A
STANDARD RELEASE:	PUSHBACK	PUSHBACK	PUSHBACK	PUSHBACK	PUSHBACK	PUSHBACK
POWER RECLINE OPTIONS:	PB - POWER BUTTON - \$300; BB - POWER BUTTON WITH BATTERY PACK - \$600	PB - POWER BUTTON - \$300; BB - POWER BUTTON WITH BATTERY PACK - \$600	PB - POWER BUTTON - \$300; BB - POWER BUTTON WITH BATTERY PACK - \$600	PB - POWER BUTTON - \$300; BB - POWER BUTTON WITH BATTERY PACK - \$600	PB - POWER BUTTON - \$300; BB - POWER BUTTON WITH BATTERY PACK - \$600	PB - POWER BUTTON - \$300; BB - POWER BUTTON WITH BATTERY PACK - \$600
POWER UPCHARGES INCLUDE ALL MOTORIZED SEATS PER SKU						
STANDARD NAIL:	NATURAL #9	#9 NATURAL	N/A	N/A	N/A	N/A
NO NAIL OPTION:	AVAILABLE	AVAILABLE	STANDARD	STANDARD	STANDARD	STANDARD
OVERALL DIMENSIONS:	W 34 1/2" D 41" H 44"	W 32 1/2" D 39" H 42 1/2"	W 31 1/2" D 39" H 41 1/2"	W 36" D 42" H 44"	W 29 1/2" D 39" H 42"	W 31 1/2" D 39" H 43"
WEDGEWALL SPACE:						
SEAT HEIGHT:	20.5	20.5	20.5	21	21	20.5
SEAT DEPTH:	21	21	21	23	22	21.5
SEAT WIDTH:	22	22	21.5	23	21.5	21
ARM HEIGHT:	26	25	25.5	26	25.5	25.5
SEAT TO BACK HEIGHT:	23.5	22	21	23	21	22.5
DIST FRM WALL TO RECLNE:	18	15.5	16	16.5	17	16.5
CHAIR IN FULL RECLINE:	72	66	68	69.5	67.5	67
WEIGHT:	151	141		146	131	136
54 " PLAIN COM YDG.	8 1/2	7 3/4	8 1/4	8 1/2	6 3/4	7
CUBES:	44.22	44.22		44.22	44.22	44.22
FABRIC GRADE I / COM	3629	3269	3629	3299	2939	3269
FABRIC GRADE II	3799	3429	3799	3469	3099	3429
FABRIC GRADE III / COL	3959	3599	3959	3629	3269	3599
FABRIC GRADE IV	4129	3759	4129	3799	3429	3759
FABRIC GRADE V	4289	3929	4289	3959	3599	3929
FABRIC GRADE VI	4459	4089	4459	4129	3759	4089
MARRIED COVER			MARRIED COVER AVAILABLE. PRICING GRID ON PG 82 - 83	MARRIED COVER AVAILABLE. PRICING GRID ON PG 82 - 83		
LEATHER - GRADE 1	4849	4129	4949	4489	3799	4129
LEATHER - GRADE 2	5019	4289	5119	4659	3959	4289
LEATHER - GRADE 3	5349	4619	5449	4989	4289	4619
LEATHER - GRADE 4	5679	4949	5779	5319	4619	4949
LEATHER - NOVELTY	5839	5119	5939	5479	4789	5119
LEATHER - NOVELTY PREMIUM	6339	5609	6439	5979	5279	5609

ITEM NUMBER:	3642	3732	3770/3771/ 3772/3773/3774	4003	4009	4020
DESCRIPTION:	HALCYON 3-WAY LOUNGER	LENNON RECLINER	MADISON/MELVILLE/ MARLEIGH/MANNIN G/MALLORY RECLINER	BRODERICK 3-WAY LOUNGER	SCHAUMBURG HIGH LEG LOUNGER	HUGHES RECLINER
PROGRAM:			PLAZA MIDWOOD			
STANDARD FINISH:	MH-MAHOGANY	MH-MAHOGANY	MH-MAHOGANY	MH-MAHOGANY	MH-MAHOGANY	MH-MAHOGANY
SEE PG 3 FOR A COMPLETE LIST OF AVAIL FINISHES	OPTIONAL FINISHES AVAIL AT NO UPCHARGE	OPTIONAL FINISHES AVAIL AT NO UPCHARGE	OPTIONAL FINISHES AVAIL AT NO UPCHARGE	OPTIONAL FINISHES AVAIL AT NO UPCHARGE	OPTIONAL FINISHES AVAIL AT NO UPCHARGE	OPTIONAL FINISHES AVAIL AT NO UPCHARGE
STANDARD CUSHION: ADDITIONAL CUSHION OPTIONS:	SPRING DOWN EXTRA FIRM - \$75	SPRING DOWN EXTRA FIRM - \$75	SPRING DOWN EXTRA FIRM - \$75	HR FOAM EXTRA FIRM - \$75	HR FOAM EXTRA FIRM - \$75	SPRING DOWN EXTRA FIRM - \$75
PILLOW TYPE:	SEMI-ATTACHED	SEMI-ATTACHED	SEMI-ATTACHED	SEMI-ATTACHED	SEMI-ATTACHED	BUSTLE BACK
SPECIAL PROGRAM OPTIONS:	N/A	N/A	STD LEG - TAPERED OPT LEG - CONE	N/A	N/A	N/A
STANDARD RELEASE:	PUSHBACK	PUSHBACK	PUSHBACK	PUSHBACK	PUSHBACK	PUSHBACK
POWER RECLINE OPTIONS:  POWER UPCHARGES INCLUDE ALL MOTORIZED SEATS PER SKU	PB - POWER BUTTON - \$300; BB - POWER BUTTON WITH BATTERY PACK - \$600	PB - POWER BUTTON - \$300; BB - POWER BUTTON WITH BATTERY PACK - \$600	PB - POWER BUTTON - \$300; BB - POWER BUTTON WITH BATTERY PACK - \$600	PB - POWER BUTTON - \$300; BB - POWER BUTTON WITH BATTERY PACK - \$600	PB - POWER BUTTON - \$300; BB - POWER BUTTON WITH BATTERY PACK - \$600	PB - POWER BUTTON - \$300; BB - POWER BUTTON WITH BATTERY PACK - \$600
STANDARD NAIL:	N/A	NATURAL #9	3770/3771/3772 - N/A 3773/3774 - NAT #9	NATURAL #9	N/A	NATURAL #9
NO NAIL OPTION:	STANDARD	N/A	3770/3771/3772 - STD 3773/3774 - AVAIL	AVAILABLE	STANDARD	AVAILABLE
OVERALL DIMENSIONS:	W 29" D 40" H 42"	W 34 1/2" D 39" H 41"	SEE SCHEMATIC ON PAGES 89 - 91 FOR DIMENSIONS PER STYLE	W 33" D 39 1/2" H 41 1/2"	W 29" D 39 1/2" H 40 1/2"	W 37 1/2" D 42" H 45"
WEDGEWALL SPACE:						
SEAT HEIGHT:	21	20.5	21.5	21	21	21
SEAT DEPTH:	22	21	20	21	20	23
SEAT WIDTH:	22	22	20.5	20.5	21	23
ARM HEIGHT:	25	25	25	25	26	25.5
SEAT TO BACK HEIGHT:	21	20.5	20	20.5	19.5	24
DIST FRM WALL TO RECLNE:	16	16.5	16.5	15.5	16	18
CHAIR IN FULL RECLINE:	67	67	67	67	66	71.5
WEIGHT:	147	121	121	121	103	136
54 " PLAIN COM YDG.	7 3/4	7 1/2	7 3/4	8	7 1/2	8 1/2
CUBES:	44.22	44.22	44.22	44.22	44.22	44.22
FABRIC GRADE I / COM	3429	3299	3469	3099	3299	3469
FABRIC GRADE II	3599	3469	3629	3269	3469	3629
FABRIC GRADE III / COL	3759	3629	3799	3429	3629	3799
FABRIC GRADE IV	3929	3799	3959	3599	3799	3959
FABRIC GRADE V	4089	3959	4129	3759	3959	4129
FABRIC GRADE VI	4259	4129	4289	3929	4129	4289
MARRIED COVER		MARRIED COVER AVAILABLE. PRICING GRID ON PG 82 - 83				
LEATHER - GRADE 1	4329	4329	4159	4489	4489	4849
LEATHER - GRADE 2	4489	4489	4329	4659	4659	5019
LEATHER - GRADE 3	4819	4819	4659	4989	4989	5349
LEATHER - GRADE 4	5149	5149	4989	5319	5319	5679
LEATHER - NOVELTY	5319	5319	5149	5479	5479	5839
LEATHER - NOVELTY PREMIUM	5809	5809	5649	5979	5979	6339

ITEM NUMBER:	4040	4068	4104	4114	4115	4128
DESCRIPTION:	MILLER RECLINER	WILLAM RECLINER	ALTA HIGH LEG LOUNGER	CHIPPENDALE RECLINING WING CHAIR	MAXWELL BALL & CLAW RECLINING WING	PRESIDENTIAL RECLINING WING CHAIR
PROGRAM:			BYX (SEE PG 84 - 86)	BYX (SEE PG 84 - 86)		
STANDARD FINISH:	MH-MAHOGANY	MH-MAHOGANY	MH-MAHOGANY	MH-MAHOGANY	MH-MAHOGANY	MH-MAHOGANY
SEE PG 3 FOR A COMPLETE LIST OF AVAIL FINISHES	OPTIONAL FINISHES AVAIL AT NO UPCHARGE	OPTIONAL FINISHES AVAIL AT NO UPCHARGE	OPTIONAL FINISHES AVAIL AT NO UPCHARGE	OPTIONAL FINISHES AVAIL AT NO UPCHARGE	OPTIONAL FINISHES AVAIL AT NO UPCHARGE	OPTIONAL FINISHES AVAIL AT NO UPCHARGE
STANDARD CUSHION: ADDITIONAL CUSHION OPTIONS:	SPRING DOWN EXTRA FIRM - \$75	SPRING DOWN EXTRA FIRM - \$75	PREMIER DOWN EXTRA FIRM - \$75	HR FOAM EXTRA FIRM - \$75	HR FOAM EXTRA FIRM - \$75	PREMIER DOWN EXTRA FIRM - \$75
PILLOW TYPE:	BUSTLE BACK	BUSTLE BACK	SEMI-ATTACHED	SEMI-ATTACHED	SEMI-ATTACHED	SEMI-ATTACHED
SPECIAL PROGRAM OPTIONS:	N/A	N/A	N/A	N/A	N/A	N/A
STANDARD RELEASE:	PUSHBACK	PUSHBACK	PUSHBACK	PUSHBACK	PUSHBACK	PUSHBACK
POWER RECLINE OPTIONS:	PB - POWER BUTTON - \$300; BB - POWER BUTTON WITH BATTERY PACK - \$600	PB - POWER BUTTON - \$300; BB - POWER BUTTON WITH BATTERY PACK - \$600	PB - POWER BUTTON - \$300; BB - POWER BUTTON WITH BATTERY PACK - \$600	PB - POWER BUTTON - \$300; BB - POWER BUTTON WITH BATTERY PACK - \$600	PB - POWER BUTTON - \$300; BB - POWER BUTTON WITH BATTERY PACK - \$600	PB - POWER BUTTON - \$300; BB - POWER BUTTON WITH BATTERY PACK - \$600
POWER UPCHARGES INCLUDE ALL MOTORIZED SEATS PER SKU						
STANDARD NAIL:	NATURAL #9	NATURAL #9	NATURAL #9	FR NAT #9	FR NAT #9	FR NAT #9
NO NAIL OPTION:	AVAILABLE	AVAILABLE	AVAILABLE	AVAILABLE	AVAILABLE	AVAILABLE
OVERALL DIMENSIONS:	W 33 1/2" D 39 1/2" H 43"	W 37" D 44" H 44 1/2"	W 36 1/2" D 40" H 46"	W 33" D 36 1/4" H 43"	W 33" D 36 1/4" H 43"	W 33" D 36 1/4" H 43"
WEDGEWALL SPACE:						
SEAT HEIGHT:	21.5	21	22	21.5	21.5	21.5
SEAT DEPTH:	20.5	22	20	18	18	18
SEAT WIDTH:	20.5	23.5	22	22	22	22
ARM HEIGHT:	26.5	25.5	26	25.5	25.5	25.5
SEAT TO BACK HEIGHT:	21.5	23.5	24	22	22	22
DIST FRM WALL TO RECLNE:	16.5	16.5	18	18	18	18
CHAIR IN FULL RECLINE:	69.5	72	69	66.5	66.5	66.5
WEIGHT:	137	137	114	110	110	116
54 " PLAIN COM YDG.	8	9	8 3/4	8 1/2	8 1/2	8 1/2
CUBES:	44.22	44.22	44.22	44.22	44.22	44.22
FABRIC GRADE I / COM	3629	3799	3629	3099	3169	3469
FABRIC GRADE II	3799	3959	3799	3269	3339	3629
FABRIC GRADE III / COL	3959	4129	3959	3429	3499	3799
FABRIC GRADE IV	4129	4289	4129	3599	3669	3959
FABRIC GRADE V	4289	4459	4289	3759	3829	4129
FABRIC GRADE VI	4459	4619	4459	3929	3999	4289
MARRIED COVER			MARRIED COVER AVAILABLE. PRICING GRID ON PG 82 - 83	MARRIED COVER AVAILABLE. PRICING GRID ON PG 82 - 83	MARRIED COVER AVAILABLE. PRICING GRID ON PG 82 - 83	MARRIED COVER AVAILABLE. PRICING GRID ON PG 82 - 83
LEATHER - GRADE 1	4889	5219	4849	4329	4389	5349
LEATHER - GRADE 2	5049	5379	5019	4489	4559	5509
LEATHER - GRADE 3	5379	5709	5349	4819	4889	5839
LEATHER - GRADE 4	5709	6039	5679	5149	5219	6169
LEATHER - NOVELTY	5879	6209	5839	5319	5379	6339
LEATHER - NOVELTY PREMIUM	6369	6699	6339	5809	5879	6829

ITEM NUMBER:	4130-BY	4508-BY	4534	4866	5007	6450ZG-PH
DESCRIPTION:	PRESIDENTIAL RECLINING WING CHAIR	YORBA HIGH LEG LOUNGER	DAVIDSON RECLINER	RICHARDSON HIGH LEG LOUNGER	HASKINS 3-WAY LOUNGER	SKY ZERO GRAVITY RECLINER W/ POWER HEADREST
PROGRAM:				BYX (SEE PG 84 - 86)		
STANDARD FINISH:	MH-MAHOGANY	MH-MAHOGANY	MH-MAHOGANY	MH-MAHOGANY	MH-MAHOGANY	N/A
SEE PG 3 FOR A COMPLETE LIST OF AVAIL FINISHES	OPTIONAL FINISHES AVAIL AT NO UPCHARGE	OPTIONAL FINISHES AVAIL AT NO UPCHARGE	OPTIONAL FINISHES AVAIL AT NO UPCHARGE	OPTIONAL FINISHES AVAIL AT NO UPCHARGE	OPTIONAL FINISHES AVAIL AT NO UPCHARGE	N/A
STANDARD CUSHION: ADDITIONAL CUSHION OPTIONS:	PREMIER DOWN EXTRA FIRM - \$75	SPRING DOWN EXTRA FIRM - \$75	SPRING DOWN EXTRA FIRM - \$75	SPRING DOWN EXTRA FIRM - \$75	HR FOAM EXTRA FIRM - \$75	SPRING DOWN EXTRA FIRM - \$75
PILLOW TYPE:	SEMI-ATTACHED	SEMI-ATTACHED	SEMI-ATTACHED	SEMI-ATTACHED	SEMI-ATTACHED	SEMI-ATTACHED
SPECIAL PROGRAM OPTIONS:	N/A	N/A	N/A	Choice of Turned or Tapered Leg	N/A	N/A
STANDARD RELEASE:	PUSHBACK	PUSHBACK	PUSHBACK	PUSHBACK	PUSHBACK	STANDARD WITH POWER BUTTON
POWER RECLINE OPTIONS:	PB - POWER BUTTON - \$300; BB - POWER BUTTON WITH BATTERY PACK - \$600	PB - POWER BUTTON - \$300; BB - POWER BUTTON WITH BATTERY PACK - \$600	PB - POWER BUTTON - \$300; BB - POWER BUTTON WITH BATTERY PACK - \$600	PB - POWER BUTTON - \$300; BB - POWER BUTTON WITH BATTERY PACK - \$600	PB - POWER BUTTON - \$300; BB - POWER BUTTON WITH BATTERY PACK - \$600	<b>PB: STANDARD</b> BB: POWER BUTTON WITH BATTERY PACK - \$300
POWER UPCHARGES INCLUDE ALL MOTORIZED SEATS PER SKU						
STANDARD NAIL:	FR NAT #9	N/A	NATURAL #9	NATURAL #9	N/A	N/A
NO NAIL OPTION:	AVAILABLE	STANDARD	AVAILABLE	AVAILABLE	STANDARD	STANDARD
OVERALL DIMENSIONS:	W 33" D 36 1/4" H 43"	W 29 1/2" D 39 1/2" H 41"	W 30 1/2" D 39" H 42 1/2"	W 36 1/2" D 41" H 43"	W 33 1/2" D 39" H 41"	W 32 1/2" D 37 1/2" H 41 1/2"
WEDGEWALL SPACE:						
SEAT HEIGHT:	21.5	21.5	20.5	21	20	20.5
SEAT DEPTH:	18	20	20.5	20.5	21	21
SEAT WIDTH:	22	20	21	21	19.5	24.5
ARM HEIGHT:	25.5	25	25	27.5	25.5	24
SEAT TO BACK HEIGHT:	22	19.5	22	20	21	21
DIST FRM WALL TO RECLNE:	18	15.5	16.5	15	16	6.5
CHAIR IN FULL RECLINE:	66.5	67	69	68.5	66	66
WEIGHT:	108	117	131	124	127	151
54 " PLAIN COM YDG.	8 1/2	8 1/2	7 1/2	9	7 1/2	8
CUBES:	44.22	44.22	44.22	44.22	44.22	44.22
FABRIC GRADE I / COM	3529	3299	2939	3099	3039	3999
FABRIC GRADE II	3699	3469	3099	3269	3199	4159
FABRIC GRADE III / COL	3859	3629	3269	3429	3369	4329
FABRIC GRADE IV	4029	3799	3429	3599	3529	4489
FABRIC GRADE V	4189	3959	3599	3759	3699	4659
FABRIC GRADE VI	4359	4129	3759	3929	3859	4819
MARRIED COVER	MARRIED COVER AVAILABLE. PRICING GRID ON PG 82 - 83			MARRIED COVER AVAILABLE. PRICING GRID ON PG 82 - 83		
LEATHER - GRADE 1	5409	4159	4159	4329	4059	5019
LEATHER - GRADE 2	5579	4329	4329	4489	4229	5179
LEATHER - GRADE 3	5909	4659	4659	4819	4559	5509
LEATHER - GRADE 4	6239	4989	4989	5149	4889	5839
LEATHER - NOVELTY	6399	5149	5149	5319	5049	6009
LEATHER - NOVELTY PREMIUM	6899	5649	5649	5809	5549	6499



ITEM NUMBER:	6451ZG-PH	6452ZG-PH	6453ZG-PH	7003	7032	7076
DESCRIPTION:	CLOUD ZERO GRAVITY RECLINER W/ POWER HEADREST	CELESTIAL ZERO GRAVITY RECLINER W/ POWER HEADREST	ATMOSPHERE ZERO GRAVITY RECLINER W/ POWER HEADREST	ABBOTT WALL-HUGGER RECLINER	ANI WALL-HUGGER RECLINER	HENLEY WALL-HUGGER RECLINER
PROGRAM:						
STANDARD FINISH:	N/A	N/A	N/A	N/A	N/A	N/A
SEE PG 3 FOR A COMPLETE LIST OF AVAIL FINISHES	N/A	N/A	N/A	N/A	N/A	N/A
STANDARD CUSHION: ADDITIONAL CUSHION OPTIONS:	SPRING DOWN EXTRA FIRM - \$75	SPRING DOWN EXTRA FIRM - \$75	SPRING DOWN EXTRA FIRM - \$75	SPRING DOWN EXTRA FIRM - \$75	SPRING DOWN EXTRA FIRM - \$75	HR FOAM EXTRA FIRM - \$75
PILLOW TYPE:	SEMI-ATTACHED	SEMI-ATTACHED	SEMI-ATTACHED	TIGHT BUSTLE BACK	SEMI-ATTACHED	SEMI ATTACHED
SPECIAL PROGRAM OPTIONS:	N/A	N/A	N/A	UPCHARGE TO SWIVEL GLIDER - \$150	UPCHARGE TO SWIVEL GLIDER - \$150	UPCHARGE TO SWIVEL GLIDER - \$150
STANDARD RELEASE:	STANDARD WITH POWER BUTTON	STANDARD WITH POWER BUTTON	STANDARD WITH POWER BUTTON	O-OUTSIDE I-INSIDE HANDLE	O - OUTSIDE I - INSIDE HANDLE	O-OUTSIDE I-INSIDE HANDLE
POWER RECLINE OPTIONS:	<b>PB: STANDARD</b> BB: POWER BUTTON WITH BATTERY PACK - \$300	<b>PB: STANDARD</b> BB: POWER BUTTON WITH BATTERY PACK - \$300	<b>PB: STANDARD</b> BB: POWER BUTTON WITH BATTERY PACK - \$300	PB - POWER BUTTON - \$300; BB - POWER BUTTON WITH BATTERY PACK - \$600	PB - POWER BUTTON - \$300; BB - POWER BUTTON WITH BATTERY PACK - \$600	PB - POWER BUTTON - \$300; BB - POWER BUTTON WITH BATTERY PACK - \$600
POWER UPCHARGES INCLUDE ALL MOTORIZED SEATS PER SKU						
STANDARD NAIL:	N/A	N/A	NATURAL #9	N/A	N/A	NATURAL #9
NO NAIL OPTION:	STANDARD	STANDARD	AVAILABLE	STANDARD	STANDARD	AVAILABLE
OVERALL DIMENSIONS:	W 32" D 37 1/2" H 41 1/2"	W 31 1/2" D 37 1/2" H 41 1/2"	W 32" D 38 1/2" H 42"	W 29 1/2" D 38" H 41 1/2"	W 29" D 38 1/2" H 41"	W 30" D 40" H 40 1/2"
WEDGEWALL SPACE:						
SEAT HEIGHT:	20.5	20.5	20.5	21	20.5	21
SEAT DEPTH:	21	21	21	22	21	20.5
SEAT WIDTH:	23	23	22.5	20.5	21.5	20.5
ARM HEIGHT:	24	24	25.5	25.5	25	25.5
SEAT TO BACK HEIGHT:	21	21	21.5	20.5	20.5	19.5
DIST FRM WALL TO RECLNE:	6.5	6.5	6.5	4; SG: 13.5"	4; SG: 11.5"	4; SG: 12"
CHAIR IN FULL RECLINE:	66	66	66	67.5	65.5	66.5
WEIGHT:	151	151	146	151	152	130
54 " PLAIN COM YDG.	7 3/4	7 1/2	8 1/4	7 1/4	7 3/4	8 1/4
CUBES:	44.22	44.22	44.22	44.22	44.22	44.22
FABRIC GRADE I / COM	3999	3999	3999	3529	3499	3399
FABRIC GRADE II	4159	4159	4159	3699	3669	3569
FABRIC GRADE III / COL	4329	4329	4329	3859	3829	3729
FABRIC GRADE IV	4489	4489	4489	4029	3999	3899
FABRIC GRADE V	4659	4659	4659	4189	4159	4059
FABRIC GRADE VI	4819	4819	4819	4359	4329	4229
MARRIED COVER						
LEATHER - GRADE 1	5019	5019	5019	4559	4619	4419
LEATHER - GRADE 2	5179	5179	5179	4719	4789	4589
LEATHER - GRADE 3	5509	5509	5509	5049	5119	5919
LEATHER - GRADE 4	5839	5839	5839	5379	5449	5249
LEATHER - NOVELTY	6009	6009	6009	5549	5609	5409
LEATHER - NOVELTY PREMIUM	6499	6499	6499	6039	6109	5909

ITEM NUMBER:	7079	7084	7101	7156	7411	7501
DESCRIPTION:	REDDISH RECLINER	KARA WALLHUGGER RECLINER	NORMAN WALL-HUGGER RECLINER WITH POWER HEADREST	THOMAS WALL-HUGGER RECLINER WITH POWER HEADREST	BARCELO WALL-HUGGER RECLINER	FINLEY WALL HUGGER RECLINER
PROGRAM:						
STANDARD FINISH:	N/A	N/A	N/A	N/A	N/A	N/A
SEE PG 3 FOR A COMPLETE LIST OF AVAIL FINISHES	N/A	N/A	N/A	N/A	N/A	N/A
STANDARD CUSHION: ADDITIONAL CUSHION OPTIONS:	SPRING DOWN EXTRA FIRM - \$75	SPRING DOWN EXTRA FIRM - \$75	SPRING DOWN EXTRA FIRM - \$75	SPRING DOWN EXTRA FIRM - \$75	SPRING DOWN EXTRA FIRM - \$75	PREMIER DOWN EXTRA FIRM - \$75
PILLOW TYPE:	SEMI-ATTACHED	SEMI-ATTACHED	BUSTLE BACK	BUSTLE BACK	LOOSE PILLOW	BUSTLE BACK
SPECIAL PROGRAM OPTIONS:	UPCHARGE TO SWIVEL GLIDER - \$150	UPCHARGE TO SWIVEL GLIDER - \$150	UPCHARGE TO SWIVEL GLIDER - \$150	UPCHARGE TO SWIVEL GLIDER - \$150	UPCHARGE TO SWIVEL GLIDER - \$150	UPCHARGE TO SWIVEL GLIDER - \$150
STANDARD RELEASE:	O-OUTSIDE I-INSIDE HANDLE	O-OUTSIDE I-INSIDE HANDLE	STANDARD WITH POWER BUTTON	STANDARD WITH POWER BUTTON	O-OUTSIDE I-INSIDE HANDLE	O-OUTSIDE I-INSIDE HANDLE
POWER RECLINE OPTIONS:	PB - POWER BUTTON - \$300; BB - POWER BUTTON WITH BATTERY PACK - \$600	PB - POWER BUTTON - \$300; BB - POWER BUTTON WITH BATTERY PACK - \$600	PB: STANDARD BB: POWER BUTTON WITH BATTERY PACK - \$300	PB: STANDARD BB: POWER BUTTON WITH BATTERY PACK - \$300	PB - POWER BUTTON - \$300; BB - POWER BUTTON WITH BATTERY PACK - \$600	PB - POWER BUTTON - \$300; BB - POWER BUTTON WITH BATTERY PACK - \$600
POWER UPCHARGES INCLUDE ALL MOTORIZED SEATS PER SKU						
STANDARD NAIL:	NATURAL #9	N/A	NATURAL #9	N/A	NATURAL #9	N/A
NO NAIL OPTION:	AVAILABLE	STANDARD	NOT AVAILABLE	STANDARD	AVAILABLE	STANDARD
OVERALL DIMENSIONS:	W 34" D 43 1/2" H 43"	W 33" D 40" H 41 1/2"	W 30" D 39 1/2" H 41"	W 30" D 41" H 41"	W 38" D 41" H 40"	W 32" D 39" H 40 1/2"
WEDGEWALL SPACE:						
SEAT HEIGHT:	21	21	21.5	21.5	21	21
SEAT DEPTH:	21.5	20.5	21.5	21	21	22
SEAT WIDTH:	21	21	21	21	23	22.5
ARM HEIGHT:	25.5	26	25	25	26	25.5
SEAT TO BACK HEIGHT:	22	20.5	19.5	19.5	19	19.5
DIST FRM WALL TO RECLNE:	4; SG: 12.5"	4; SG: 11.5"	4; SG: 11"	4; SG: 10	3.5; SG: 12"	4; SG:12"
CHAIR IN FULL RECLINE:	71	67	65	67	69.5	67
WEIGHT:	156	152	157	156	103	
54 " PLAIN COM YDG.	8 1/4	7 1/4	8 1/4	8 3/4	8 1/2	8
CUBES:	44.22	44.22	44.22	44.22	44.22	44.22
FABRIC GRADE I / COM	3529	3299	4159	4229	3429	3629
FABRIC GRADE II	3699	3469	4329	4389	3599	3799
FABRIC GRADE III / COL	3859	3629	4489	4559	3759	3959
FABRIC GRADE IV	4029	3799	4659	4719	3929	4129
FABRIC GRADE V	4189	3959	4819	4889	4089	4289
FABRIC GRADE VI	4359	4129	4989	5049	4259	4459
MARRIED COVER						
LEATHER - GRADE 1	5919	4419	5379	5079	4819	4619
LEATHER - GRADE 2	5079	4589	5549	5249	4989	4789
LEATHER - GRADE 3	5409	5919	5879	5579	5319	4649
LEATHER - GRADE 4	5739	5249	6209	5909	5649	5449
LEATHER - NOVELTY	5909	5409	6369	6069	5809	5609
LEATHER - NOVELTY PREMIUM	6399	5909	6869	6569	6309	6109

ITEM NUMBER:	7508	7534	7770/7771/7772 7773/7774	8010
DESCRIPTION:	YORBA WALL-HUGGER RECLINER	DAVIDSON WALL-HUGGER RECLINER	MADISON/MELVILLE/ MARLEIGH/MANNING/ MALLORY RECLINER	RYDER RECLINER LIFT CHAIR
PROGRAM:			PLAZA MIDWOOD	
STANDARD FINISH:	N/A	N/A	N/A	N/A
SEE PG 3 FOR A COMPLETE LIST OF AVAIL FINISHES	N/A	N/A	N/A	N/A
STANDARD CUSHION: ADDITIONAL CUSHION OPTIONS:	SPRING DOWN EXTRA FIRM - \$75	SPRING DOWN EXTRA FIRM - \$75	SPRING DOWN EXTRA FIRM - \$75	SPRING DOWN EXTRA FIRM - \$75
PILLOW TYPE:	SEMI-ATTACHED	SEMI-ATTACHED	SEMI-ATTACHED	SPLIT PILLOW
SPECIAL PROGRAM OPTIONS:	UPCHARGE TO SWIVEL GLIDER - \$150	UPCHARGE TO SWIVEL GLIDER - \$150	UPCHARGE TO SWIVEL GLIDER - \$150	N/A
STANDARD RELEASE:	O-OUTSIDE I-INSIDE HANDLE	O-OUTSIDE I-INSIDE HANDLE	O-OUTSIDE I-INSIDE HANDLE	STANDARD WITH POWER BUTTON
POWER RECLINE OPTIONS:  POWER UPCHARGES INCLUDE ALL MOTORIZED SEATS PER SKU	PB - POWER BUTTON - \$300; BB - POWER BUTTON WITH BATTERY PACK - \$600	PB - POWER BUTTON - \$300; BB - POWER BUTTON WITH BATTERY PACK - \$600	PB - POWER BUTTON - \$300; BB - POWER BUTTON WITH BATTERY PACK - \$600	POWER WAND STANDARD. BATTERY PACK NOT RECOMMENDED
STANDARD NAIL:	N/A	NATURAL #9	7770/7771/7772 - N/A 7773/7774 - NAT #9	N/A
NO NAIL OPTION:	STANDARD	AVAILABLE	7770/7771/7772 - STD 7773/7774 - AVAIL	STANDARD
OVERALL DIMENSIONS:	W 30" D 40" H 41"	W 31" D 40 1/2" H 42 1/2"	SEE SCHEMATIC ON PAGES 89 - 91 FOR DIMENSIONS PER STYLE	W 29" D 38 1/2" H 43 1/2"
WEDGEWALL SPACE:				
SEAT HEIGHT:	21	21	21	21
SEAT DEPTH:	20.5	20.5	20.5	21
SEAT WIDTH:	20	21	20.5	21
ARM HEIGHT:	25	25	25	26
SEAT TO BACK HEIGHT:	20	21.5	21	22.5
DIST FRM WALL TO RECLNE:	4; SG: 12"	4; SG:12.5	4; SG:11.5	5.5
CHAIR IN FULL RECLINE:	67.5	67.5	67.5	70
WEIGHT:	130	146	156	157
54 " PLAIN COM YDG.	7 3/4	7 3/4	8	8 1/4
CUBES:	44.22	44.22	44.22	44.22
FABRIC GRADE I / COM	3099	3269	3629	4229
FABRIC GRADE II	3269	3429	3799	4389
FABRIC GRADE III / COL	3429	3599	3959	4559
FABRIC GRADE IV	3599	3759	4129	4719
FABRIC GRADE V	3759	3929	4289	4889
FABRIC GRADE VI	3929	4089	4459	5049
MARRIED COVER				
LEATHER - GRADE 1	4159	4229	4489	5549
LEATHER - GRADE 2	4329	4389	4659	5709
LEATHER - GRADE 3	4659	4719	4989	6039
LEATHER - GRADE 4	4989	5049	5319	6369
LEATHER - NOVELTY	5149	5219	5479	6539
LEATHER - NOVELTY PREMIUM	5649	5709	5979	7029



# Leather Manifest by Grade

## August 2025

### Grade 1 Leathers

901200 -48, -87, -99 - F	924000 -26, -48, -83, -84, -88, -96 - A
906700 -45, -84, -88, -97 - F	925700 -85 - AP
907200 -45, -83, -84, -85 - F	925800 -81, -84 -90 - AP
912500 -48, -84 - F	925900 -47, -81 - F
913800 -31 - F	926400 -48, -78, -87, -88 - AP
917200 -87 - F	926600 -48, -81, -82, -87, -88, -95 - F
920600 -48, -81, -83, -84, -87, -88 - F	926800 -48, -82, -84, -88, -96 - A
921100 -45, -81, -84, -88 - F	<b>926900 -82, -84, -88, -89, -95 - F*</b>
921500 -48, -69, -83, -87, -91 - AP	928200 -29, -86 - A
922000 -31, -48, -80, -82, -84, -85, -89, -90, -91 - AP	928300 -69, -83, -86, -89 - A
922100 -28, -45, -48, -65, -81, -84, -85, -87, -91, -97 - AP	928500 -01 - A
922900 -48, 82, -84, -88, -97, -99 - F	<b>929200 -81, -83, -84, -85 - F*</b>

### Grade 2 Leathers

914600 -83, -84, -87, -89, -95 - F	927700 -87 - N
923400 -84, -88 - A	<b>928700 -45, -47, -82, -83 - AP*</b>
927100 -48, -88, -95, -99 - AP	<b>928800 -83, -84 - N*</b>
927600 -29, -85 - A	

### Grade 3 Leathers

918700 -48, -83, -88 - A	928000 -81, -86, -88, -89 - A
925400 -27, -87 - A	928400 -88 - A
927800 -83, -88 - N	<b>928900 -83 - AP*</b>
927900 -78, -83, -89 - A	<b>929000 -27, -85, -89 - A*</b>

### Grade 4 Leathers

<b>919600 -82, -84, -88 - A*</b>	928100 -83, -87, -88, -97 - N
924400 -88 - A	<b>929100 -83, -88, -89, -95 - A*</b>
925000 -85 - A	

**CLEANING CODES: A = ANILINE; AP = ANILINE-PLUS; F = FINISHED; N = NUBUK**

Leathers in **Bold Print** with an \* are new April 2025 Introductions  
 Leathers in **PURPLE** with an \* indicate leathers which have changed grades

## Fabric Manifest - Numeric Sequence

Handle	New Fabric Number	Grade	Content	Repeat in Inches		Cleaning
				Hor.	Vert.	Code
Performance	400478-06	1	100% Polypropelene			W
Performance	400478-85	1	100% Polypropelene			W
Performance	400489-80	1	82% Polypropelene, 18% Poly			W
Performance	400489-91	1	82% Polypropelene, 18% Poly			W
Performance	400489-95	1	82% Polypropelene, 18% Poly			W
Performance	401100-85	1	97.4% Olefin, 2.6% Polyester			SW
Performance	401400-85	1	97% Polypropylene; 3% Polyester			SW
Performance	403100-91	1	54% Poly Chenille; 46% Polyester			S
Performance	406600-04	1	83% Polyester, 17% Acrylic			WS
Performance	406600-09	1	83% Polyester, 17% Acrylic			WS
Performance	406600-42	1	83% Polyester, 17% Acrylic			WS
Performance	406600-91	1	83% Polyester, 17% Acrylic			WS
Performance	407000-82	5	57% Polyester, 43% Cotton			S
Performance	407200-84	1	100% Polyester			WS
Performance	407400-48	1	100% Polyester			S
Performance	407400-85	1	100% Polyester			S
Performance	407600-40	4	100% Polyester			S
Performance	408200-97	4	58% Poly Chenille, 42% Poly	7.125	8	S
Performance	408300-85	1	100% Polyester			WS
Performance	408300-95	1	100% Polyester			WS
Performance	408400-87	5	69% Polyester, 31% Poly Chenille			S
Performance	408500-87	2	57% Acrylic, 43% Polyester			WS
Performance	408600-80	1	98% Polypropelene, 2% Polyester			WS
Performance	408600-83	1	98% Polypropelene, 2% Polyester			WS
Performance	408600-98	1	98% Polypropelene, 2% Polyester			WS
Performance	408700-17	3	70% Polypropelene, 30% Polyester			WS
Performance	409700-93	2	95% Polyester, 5% Cotton			S
Performance	411100-89	3	51% Cotton, 33% Polyester, 16% Acrylic			S
Performance	411300-83	6	43% Viscose, 30% Polyester, 22% Cotton			DC
Performance	411500-89	3	47% Rolefin, 33% Acr, 14% Rec Poly, 6% Poly			WS
Performance	411700-24	4	71% Acrylic, 20% Polyester, 9% Rolefin	1	1	WS
Performance	501400-85	6	41% Cotton, 36% Viscose, 23% Polyester	4.5	3	S

Handle	New Fabric Number	Grade	Content	Repeat in Inches		Cleaning
				Hor.	Vert.	Code
Performance	605100-44	2	100% Polyester	1.125		S
Performance	605100-81	2	100% Polyester	1.125		S
Performance	605100-85	2	100% Polyester	1.125		S
Performance	612200-45	1	82% Polyester, 18% Acrylic			WS
Performance	612200-84	1	82% Polyester, 18% Acrylic			WS
Performance	614100-87	5	55% Polyester, 45% Polypropelene			WS
Performance	*614200-48	6	48% Viscose, 36% Poly, 16% Linen	13.5	11.8	S
Performance	614300-45	5	100% Polyester	9.5		S
Performance	617000-85	3	57% Cotton, 30% Poly, 9% Rayon, 4% Linen	0.375		DC
Performance	708300-95	5	100% Polyester	3.375	4	S
Performance	708600-84	5	88% Poly, 12% Poly Chenille	13.5	13.5	S
Performance	709700-87	3	100% Polyester	13.5	14.5	S
Performance	710100-93	4	40% Wool, 35% Poly, 15% Nylon, 10% Acr	2	2	DC
Performance	710300-26	3	66.29% Cotton, 19.35 % Poly(UV), 14.36% Poly			S
Performance	710800-95	5	54% Poly Chenille, 41% Polyester, 5% Linen	18	50	S
Performance	710900-69	4	40% Wool, 35% Poly, 15% Nylon, 10% PolyChen	6.75	6.25	DC

**\*Due to the unique layout of these fabrics, an alternate cover must be selected for all welt\***

Cleaning Codes: S= Solvent; W = Water; SW - Diluted Solvent; DC - Dry Clean Only

# Married Cover Program

## I. RECLINING CHAIRS

STYLE	COVERS AVAILABLE	MATCHING GRADED COVER IF AVAILABLE	PRICE
3079	983400-48, -81, -83	920600-48, -81, -83 (L1)	\$3,959
3156**	980013-82, -84, 89, -91	922000-82, -84, -89, -91 (L1)	\$5,119
3307	980017-48, -84, -87, -88	926400-48, -84, -87, -88 (L1)	\$4,289
3318	980013-82, -84, -89, -91	922000-82, -84, -89, -91 (L1)	\$3,959
3410	980015-28,-48,-65,-81, -85, -87,-91, -97	922100-28, -48, -65, -81, -85, -87, -91, -97 (L1)	\$3,959
3420	980018-81, -84, -86, -88	N/A	\$3,799
3516	980018-81, -84, -86, -88	N/A	\$4,949
3521	980018-81, -84, -86, -88	N/A	\$3,959
3622	980019-48, -87	N/A	\$4,289
3627	980020-85, -88	N/A	\$4,289
3632	980018-81, -84, -86, -88	N/A	\$3,959
3732	980017-48, 84, -87, -88	926400-48, -84, -87, -88 (L1)	\$4,129
4104	980007-69, -83, -91	921500-69,-83,-91 (L1)	\$4,289
4114	980008-48, -69, -88	N/A	\$3,299
4115	980008-48, -69, -88	N/A	\$3,369
4128	980008-48, -69, -88	N/A	\$3,629
4130BY	980008-48, -69, -88	N/A	\$3,699
4866	980015-28,-48,-65,-81, -85, -87,-91, -97	922100-28, -48, -65, -81, -85, -87, -91, -97 (L1)	\$3,959

## II. LUXURY MOTION SEATING

STYLE	COVERS AVAILABLE	MATCHING GRADED COVER IF AVAILABLE	PRICE
949-90 Motion Sofa	980016-81, -95	925900-81, -95 (L1)	\$6,269
949-35 Recliner			\$6,109
950-90 Motion Sofa	980016-81, -95	925900-81, -95 (L1)	\$11,389
950-35 Recliner			\$6,109
951-90 Motion Sofa	980017-48, 84, -87, -88	926400-48, 84, 87, 88 (L1)	\$11,389
951-35 Recliner			\$6,109
960-90 Motion Sofa	980013-82,-84,-89, -91	922000-82,-84,-89, -91 (L1)	\$10,729
960-35 Recliner			\$5,779

## III. STATIONARY SEATING

STYLE	COVERS AVAILABLE	MATCHING GRADED COVER IF AVAILABLE	PRICE
318-95 Sofa	980013-82,-84,-89,-91	922000-82, -84, -89, -91 (L1)	\$6,269
318-25 Chair			\$3,299
318-OT Ottoman			\$1,219
318-25SW Swivel Chair			\$3,469
3318 Recliner			\$3,959

### III. STATIONARY SEATING (continued...)

STYLE	COVERS AVAILABLE	MATCHING GRADED COVER IF AVAILABLE	PRICE
448-95 Sofa	980014-48, -81, -83	920600-48, -81, -83 (L1)	\$6,929
448-25 Chair			\$3,799
448-OT Ottoman			\$1,649
448-25SW Swivel Chair			\$3,959
579-95 Sofa	983400-48, -81, -83	920600-48, -81, -83 (L1)	\$6,599
579-75 Loveseat			\$6,269
579-25 Chair			\$3,469
579-OT Ottoman			\$1,489
3079 Recliner			\$3,959
<b>622-95 Sofa</b>	<b>980019-48, - 87</b>	<b>N/A</b>	<b>\$6,269</b>
<b>622-25 Chair</b>			<b>\$3,629</b>
<b>622-OT Ottoman</b>			<b>\$1,489</b>
<b>3622 Recliner</b>			<b>\$4,289</b>
<b>627-95 Sofa</b>	<b>980020-85, -88</b>	<b>N/A</b>	<b>\$6,269</b>
<b>627-25 Chair</b>			<b>\$3,629</b>
<b>627-OT Ottoman</b>			<b>\$1,489</b>
<b>3627 Recliner</b>			<b>\$4,289</b>
732-95 Sofa	980017-48, -84, -87, -88	926400-48, -84, -87, - 88 (L1)	\$6,929
732-25 Chair			\$3,959
732-OT Ottoman			\$1,649
3732 Recliner			\$4,129
780-95 Sofa	980015-28,-48,-65,-81, -85, -87,-91, -97	922100-28, -48, -65, -81, -85, -87, -91, -97 (L1)	\$6,599
780-75 Loveseat			\$6,439
780-25 Chair			\$3,799
780-OT Ottoman			\$1,519
866-95 Sofa	980015-28,-48,-65,-81, -85, -87,-91, -97	922100-28, -48, -65, -81, -85, -87, -91, -97 (L1)	\$6,269
866-75 Loveseat			\$6,109
866-25 Chair			\$3,629
866-OT Ottoman			\$1,389
4866 Recliner			\$3,959

#### MARRIED COVER PROGRAM PROVISIONS:

**No other style/leather combinations other than those listed will be accepted**

**Power Recliner Option - available on all recliners and wallhugger/swivel glider recliners**

**Power Options: (PB) = Power Button; (BB) Power Button with Battery Pack**

**\*\* Styles features a Power Headrest (standard with power)**


**Orders from this program still offer a choice of finish and nails (where applicable) at no upcharge**



**Stationary Seating**

Photo	Style	Cover/BYX Item ID	Price
	318-95, -25, -OT Stone Finish, Pewter Nails	980013-82 / -91 BYX-318-95 980013-82 ST PN BYX-318-95 980013-91 ST PN	\$ 6,269.00
		980013-82 / -91 BYX-318-25 980013-82 ST PN BYX-318-25 980013-91 ST PN	\$ 3,299.00
		980013-82 / -91 BYX-318-OT 980013-82 ST PN BYX-318-OT 980013-91 ST PN	\$ 1,219.00
	3318 Recliner Stone Finish, Pewter Nails	980013-82 / -91 BYX-3318 980013-82 ST PN BYX-3318-980013-91 ST PN	\$ 3,959.00
	780-95, -25, -OT Plantation Finish, Natural Brass Nails, Tapered Leg	980015-85 BYX-780-95980015-85PLBNTap	\$ 6,599.00
		980015-85 BYX-780-25980015-85PLBNTap	\$ 3,799.00
		980015-85 BYX-780-OT980015-85PLBNTap	\$ 1,519.00
	780-95, -25, -OT Plantation Finish, Natural Brass Nails, Tapered Leg	980015-87 BYX-780-95980015-87PLBNTap	\$ 6,599.00
		980015-87 BYX-780-25980015-87PLBNTap	\$ 3,799.00
		980015-87 BYX-780-OT980015-87PLBNTap	\$ 1,519.00
	866-95, -25, -OT Plantation Finish, Natural Brass Nails, Turned Leg	980015-87 BYX-866-95980015-87PLNBTur	\$ 6,269.00
		980015-87 BYX-866-25980015-87PLNBTur	\$ 3,629.00
		980015-87 BYX-866-OT980015-87PLNBTur	\$ 1,389.00
	4866 Recliner Plantation Finish, Natural Brass Nails, Turned Leg	980015-87 BYX-4866980015-87PLNBTur	\$ 3,959.00

Stationary Seating etc.			
	866-95, -25, -OT Plantation Finish, Gunmetal Nails , Tapered Leg	980015-97 BYX-866-95980015-97PLGMTap	\$ 6,269.00
		980015-97 BYX-866-25980015-97PLGMTap	\$ 3,629.00
		980015-97 BYX-866-OT980015-97PLGMTap	\$ 1,389.00
	4866 Recliner Plantation Finish, Gunmetal Nails, Tapered Leg	980015-97 BYX-4866980015-97PLGMTap	\$ 3,959.00
Reclining Chairs			
Photo	Style	Cover/BYX Item ID	Price
	3156 New Classiques Finish	980013-89 BYX-3156 980013-89 NC	\$ 5,119.00
	3156 Dockside Finish	980013-91 BYX-3156 980013-91 DS	
	3410 Plantation Finish Natural Nails	980015-85 BYX-3410980015-85PLBN	\$ 3,959.00
		980015-87 BYX-3410980015-87PLBN	
	4104 Mahogany Finish Natural Nails	980007-69 BYX-4104980007-69MHBN	\$ 4,289.00
	4104 New Classiques Finish Gunmetal Nails	980007-83 BYX-4104980007-83NCGM	
	4104 Stone Finish Pewter Nails	980007-91 BYX-4104980007-91STPN	
	4114 Mahogany Finish, French Natural Nails	980008-48 BYX-4114980008-48MHFN	\$ 3,299.00
		980008-69 BYX-4114980008-69MHFN	
		980008-88 BYX-4114980008-88MHFN	

Power Motion Program			
Photo	Style	Cover/BYX Item ID	Price
	4114 Mahogany Finish, French Natural Nails WITH POWER BUTTON	980008-88 BYX-4114PB980008-88MHFN	\$ 3,599.00

**All items are stocked as listed and ship within 72 hours of credit approval**

## Sectional Seating by Design

Sectional Seating by Design allows you to choose:

- Your Configuration
- Your Arm
- Nail Head Trim
- Turned Leg (Bun Foot) or a Tapered Leg
- Your Finish
- Double-Needle or Welt

**\*\* Armless and one-armed pieces are not “finished” on the side where there is not an arm. Can be done for an upcharge. See page 9 for upcharge\*\***

All pieces in the program are designed with the same engineered hardwood frame construction, featuring a bench-made eight-way hand-tied spring system. The seating consists of a blend-down cushion that provides optimum seating comfort. Each piece features loose back cushions that are firmly secured with Velcro. This allows the backs to be removed and fluffed for continued comfort and appeal. All of the styles are available in leather, leather & fabric combination, or all fabric.

Style 220, 3220 – WARNER Series: Scooped Panel Arm with Nail Head Trim

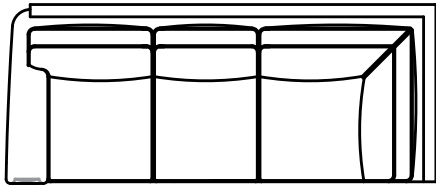
Style 221, 3221 – STERLING Series: Bombay Arm with Nail Head Trim

Style 223, 3223 – HANLEY Series: Track Arm (Nail Head Trim UNAVAILABLE)

All styles offer multiple configurations. Line drawings and dimensions of the various pieces available in the collection are shown on the next page. The full range of components allow for a wide variety of configurations, thus providing the ability to fit in almost any scale of room. In addition, each style has 2 size sofas, matching chair and ottoman, as well as a correlating recliner.

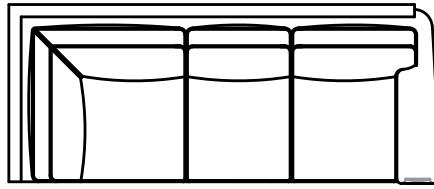
# Seating Configuration Options

## Sectional Items



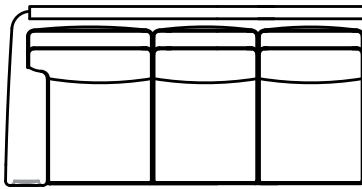
**LAF Corner Return Sofa**

220-93: 97W x 40D x 37H  
221-93: 97W x 40D x 37H  
223-93: 95W x 40D x 37H



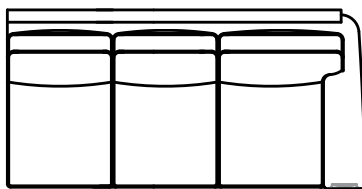
**RAF Corner Return Sofa**

220-94: 97W x 40D x 37H  
221-94: 97W x 40D x 37H  
223-94: 95W x 40D x 37H



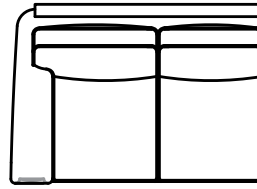
**LAF Sofa**

220-83: 82W x 40D x 37H  
221-83: 82W x 40D x 37H  
223-83: 80W x 40D x 37H



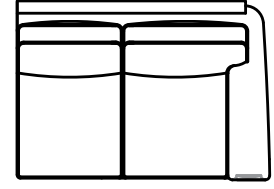
**RAF Sofa**

220-84: 82W x 40D x 37H  
221-84: 82W x 40D x 37H  
223-84: 80W x 40D x 37H



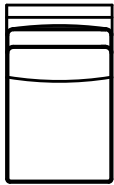
**LAF Loveseat**

220-57: 58W x 40D x 37H  
221-57: 58W x 40D x 37H  
223-57: 56W x 40D x 37H



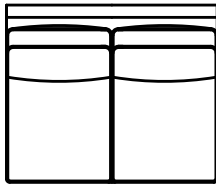
**RAF Loveseat**

220-58: 58W x 40D x 37H  
221-58: 58W x 40D x 37H  
223-58: 56W x 40D x 37H



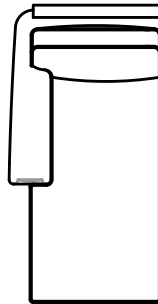
**Armless Chair**

220-38: 24W x 40D x 37H  
221-38: 24W x 40D x 37H  
223-38: 24W x 40D x 37H



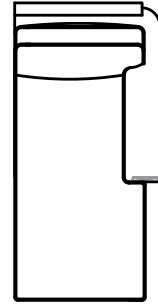
**Armless Loveseat**

220-78: 48W x 40D x 37H  
221-78: 48W x 40D x 37H  
223-78: 48W x 40D x 37H



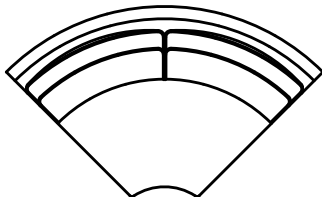
**LAF Chaise**

220-41: 35W x 67D x 37H  
221-41: 35W x 67D x 37H  
223-41: 33W x 67D x 37H



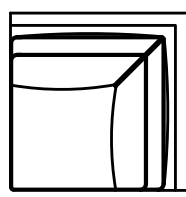
**RAF Chaise**

220-42: 35W x 67D x 37H  
221-42: 35W x 67D x 37H  
223-42: 33W x 67D x 37H



**Corner Wedge**

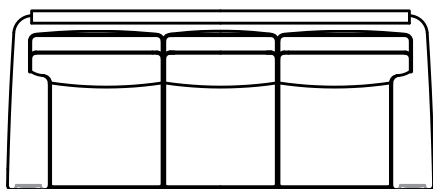
220-68: 71W x 42 1/2D x 37H  
221-68: 71W x 42 1/2D x 37H  
223-68: 71W x 42D x 37H



**True Corner Wedge**

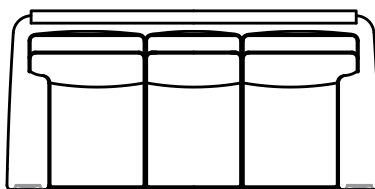
220-66: 40W x 40D x 37H  
221-66: 40W x 40D x 37H  
223-66: 40W x 40D x 37H

## Standalone Items



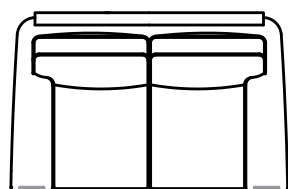
### Large Sofa

220-96: 95W x 40D x 37H  
 221-96: 95W x 40D x 37H  
 223-96: 93W x 40D x 37H




### Sofa

220-95: 84W x 40D x 37H  
 221-95: 83W x 40D x 37H  
 223-95: 81W x 40D x 37H



### Loveseat

220-75: 63W x 40D x 37H  
 221-75: 63W x 40D x 37H  
 223-75: 59W x 40D x 37H




### Chair

220-25: 41W x 40D x 37H  
 221-25: 41W x 40D x 37H  
 223-25: 37W x 40D x 37H



### Ottoman

220-OT: 25 3/4W x 19 3/4D x 17H  
 221-OT: 25 3/4W x 19 3/4D x 17H  
 223-OT: 25 3/4W x 19 3/4D x 17H



### Recliner

3220: 36W x 39D x 40 1/2H  
 3221: 38W x 38D x 40 1/2H  
 3223: 33W x 38D x 40 1/2H

## Additional Options

In addition to choosing your cover, finish and nailhead. Sectional Seating by Design also allows you to choose the leg of your choice as well as the welt or stitch that you prefer.



Turned



Tapered



Double-  
Needle



Welt

# **Plaza Midwood Program**

## **Moderately Scaled Stationary....Your Way**

To create your own casual, moderately-scaled Stationary Sofa or Sectional....choose from the following options....

- One of our arm style designs listed below
- Your Cover
- Your Foot (Tapered Leg (STD) or Conical Leg (Optional)
- Your Finish: Choose from one of our Premium Wood Finishes
- Your Nail Head Trim: Choose from one of our Nail Head Finishes (773, 774, 873 and 874 arms only)

All pieces in the program are designed with the same engineered hardwood frame construction. These stationary SKUs feature an 8-way hand tied spring system with a standard Spring Down seat cushion that provides optimum seating comfort and lasting quality. Each piece features loose back pillows. All styles are available in leather, fabric, or leather/fabric combination.

Style 770 / 870– Madison Series: Transitional Roll Arm (Nail Trim not Available)

Style 771 / 871 – Melville Series: Modern Track Arm (Nail Trim Not Available)

Style 772 / 872 – Marleigh Series: Modern Flared Arm (Nail Trim Not Available)

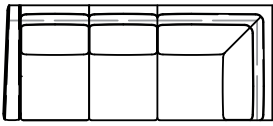
Style 773 / 873 – Manning Series: Modern Shaped Arm (Standard with Nail head trim, No Nail option available)

Style 774 /874 – Mallory Series: Transitional Key Arm (Standard with Nail head trim, No Nail option available)

All arm styles offer multiple seating configurations along with a companion swivel chair and recliner. Line drawings and dimensions of the various pieces that are available in the collection are shown on the next page. The full range of components allow for a wide variety of configurations, thus providing the ability to fit in almost any scale of room.

# Seating Configuration Options

## Sectional Items

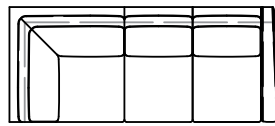


### LAF Corner Return Sofa

#### 8-Way Tie

770-93: 89W x 37 1/2D x 36H  
 771-93: 88W x 37 1/2D x 36H  
 772-93: 90W x 37 1/2D x 36H  
 773-93: 88 1/2W x 37 1/2D x 36H  
 774-93: 90W x 37 1/2D x 36H

870-93: 93W x 41 1/2D x 36H  
 871-93: 92W x 41 1/2D x 36H  
 872-93: 94W x 41 1/2D x 36H  
 873-93: 92 1/2W x 41 1/2D x 36H  
 874-93: 94W x 41 1/2D x 36H  
 Seat Width: 68 (770), 72 (870)

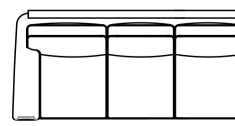


### RAF Corner Return Sofa

#### 8-Way Tie

770-94: 89W x 37 1/2D x 36H  
 771-94: 88W x 37 1/2D x 36H  
 772-94: 90W x 37 1/2D x 36H  
 773-94: 88 1/2W x 37 1/2D x 36H  
 774-94: 90W x 37 1/2D x 36H

870-94: 93W x 41 1/2D x 36H  
 871-94: 92W x 41 1/2D x 36H  
 872-94: 94W x 41 1/2D x 36H  
 873-94: 92 1/2W x 41 1/2D x 36H  
 874-94: 94W x 41 1/2D x 36H  
 Seat Width: 68 (770), 72 (870)

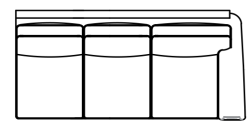


### LAF Stationary Sofa

#### 8-Way Tie

770-83: 74 1/2W x 37 1/2D x 36H  
 771-83: 73 1/2W x 37 1/2D x 36H  
 772-83: 75 1/2W x 37 1/2D x 36H  
 773-83: 74W x 37 1/2D x 36H  
 774-83: 75 1/2W x 37 1/2D x 36H

870-83: 74 1/2W x 41 1/2D x 36H  
 871-83: 73 1/2W x 41 1/2D x 36H  
 872-83: 75 1/2W x 41 1/2D x 36H  
 873-83: 74W x 41 1/2D x 36H  
 874-83: 75 1/2W x 41 1/2D x 36H  
 Seat Width: 69

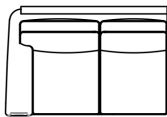


### RAF Stationary Sofa

#### 8-Way Tie

770-84: 74 1/2W x 37 1/2D x 36H  
 771-84: 73 1/2W x 37 1/2D x 36H  
 772-84: 75 1/2W x 37 1/2D x 36H  
 773-84: 74W x 37 1/2D x 36H  
 774-84: 75 1/2W x 37 1/2D x 36H

870-84: 74 1/2W x 41 1/2D x 36H  
 871-84: 73 1/2W x 41 1/2D x 36H  
 872-84: 75 1/2W x 41 1/2D x 36H  
 873-84: 74W x 41 1/2D x 36H  
 874-84: 75 1/2W x 41 1/2D x 36H  
 Seat Width: 69

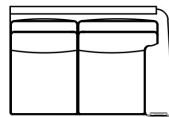


### LAF Stationary

#### Loveseat 8-Way Tie

770-57: 51 1/2W x 37 1/2D x 36H  
 771-57: 50 1/2W x 37 1/2D x 36H  
 772-57: 52 1/2W x 37 1/2D x 36H  
 773-57: 51W x 37 1/2D x 36H  
 774-57: 52 1/2W x 37 1/2D x 36H

870-57: 51 1/2W x 41 1/2D x 36H  
 871-57: 50 1/2W x 41 1/2D x 36H  
 872-57: 52 1/2W x 41 1/2D x 36H  
 873-57: 51W x 41 1/2D x 36H  
 874-57: 52 1/2W x 41 1/2D x 36H  
 Seat Width: 46

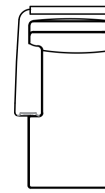


### RAF Stationary

#### Loveseat 8-Way Tie

770-58: 51 1/2W x 37 1/2D x 36H  
 771-58: 50 1/2W x 37 1/2D x 36H  
 772-58: 52 1/2W x 37 1/2D x 36H  
 773-58: 51W x 37 1/2D x 36H  
 774-58: 52 1/2W x 37 1/2D x 36H

870-58: 51 1/2W x 41 1/2D x 36H  
 871-58: 50 1/2W x 41 1/2D x 36H  
 872-58: 52 1/2W x 41 1/2D x 36H  
 873-58: 51W x 41 1/2D x 36H  
 874-58: 52 1/2W x 41 1/2D x 36H  
 Seat Width: 46

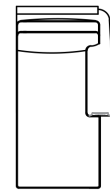


### LAF Stationary Chaise

#### 8-Way Hand Tie

770-41: 28 1/2W x 65D x 36H  
 771-41: 27 1/2W x 65D x 36H  
 772-41: 29 1/2W x 65D x 36H  
 773-41: 28W x 65D x 36H  
 774-41: 29 1/2W x 65D x 36H

870-41: 28 1/2W x 69D x 36H  
 871-41: 27 1/2W x 69D x 36H  
 872-41: 29 1/2W x 69D x 36H  
 873-41: 28W x 69D x 36H  
 874-41: 29 1/2W x 69D x 36H  
 Seat Width: 23

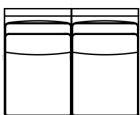


### RAF Stationary Chaise

#### 8-Way Hand Tie

770-42: 28 1/2W x 65D x 36H  
 771-42: 27 1/2W x 65D x 36H  
 772-42: 29 1/2W x 65D x 36H  
 773-42: 28W x 65D x 36H  
 774-42: 29 1/2W x 65D x 36H

870-42: 28 1/2W x 69D x 36H  
 871-42: 27 1/2W x 69D x 36H  
 872-42: 29 1/2W x 69D x 36H  
 873-42: 28W x 69D x 36H  
 874-42: 29 1/2W x 69D x 36H  
 Seat Width: 23



### Armless Stationary

#### Loveseat 8-Way Tie

770-78: 46W x 37 1/2D x 36H  
 771-78: 46W x 37 1/2D x 36H  
 772-78: 46W x 37 1/2D x 36H  
 773-78: 46W x 37 1/2D x 36H  
 774-78: 46W x 37 1/2D x 36H

870-78: 46W x 41 1/2D x 36H  
 871-78: 46W x 41 1/2D x 36H  
 872-78: 46W x 41 1/2D x 36H  
 873-78: 46W x 41 1/2D x 36H  
 874-78: 46W x 41 1/2D x 36H  
 Seat Width: 46



### Armless Stationary

#### Chair 8-Way Tie

770-38: 23W x 37 1/2D x 36H  
 771-38: 23W x 37 1/2D x 36H  
 772-38: 23W x 37 1/2D x 36H  
 773-38: 23W x 37 1/2D x 36H  
 774-38: 23W x 37 1/2D x 36H

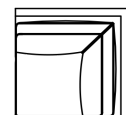
870-38: 23W x 41 1/2D x 36H  
 871-38: 23W x 41 1/2D x 36H  
 872-38: 23W x 41 1/2D x 36H  
 873-38: 23W x 41 1/2D x 36H  
 874-38: 23W x 41 1/2D x 36H  
 Seat Width: 23



### Corner Wedge 8-Way Tie

770-68: 47W x 37 1/2D x 36H  
 771-68: 47W x 37 1/2D x 36H  
 772-68: 47W x 37 1/2D x 36H  
 773-68: 47W x 37 1/2D x 36H  
 774-68: 47W x 37 1/2D x 36H  
 Wedge Wall Space: 47

870-68: 47W x 41 1/2D x 36H  
 871-68: 47W x 41 1/2D x 36H  
 872-68: 47W x 41 1/2D x 36H  
 873-68: 47W x 41 1/2D x 36H  
 874-68: 47W x 41 1/2D x 36H  
 Wedge Wall Space: 51  
 Seat Width: 15-48 (770), 15-50 (870)




### True Corner 8-Way Tie

770-66: 37 1/2W x 37 1/2D x 36H  
 771-66: 37 1/2W x 37 1/2D x 36H  
 772-66: 37 1/2W x 37 1/2D x 36H  
 773-66: 37 1/2W x 37 1/2D x 36H  
 774-66: 37 1/2W x 37 1/2D x 36H

870-66: 41 1/2W x 41 1/2D x 36H  
 871-66: 41 1/2W x 41 1/2D x 36H  
 872-66: 41 1/2W x 41 1/2D x 36H  
 873-66: 41 1/2W x 41 1/2D x 36H  
 874-66: 41 1/2W x 41 1/2D x 36H  
 Seat Width: 22 (770), 26 (870)




## Standalone Items



### Corner Ottoman

770-CO: 32W x 32D x 20H  
771-CO: 32W x 32D x 20H  
772-CO: 32W x 32D x 20H  
773-CO: 32W x 32D x 20H  
774-CO: 32W x 32D x 20H

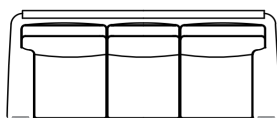
870-CO: 36W x 36D x 20H  
871-CO: 36W x 36D x 20H  
872-CO: 36W x 36D x 20H  
873-CO: 36W x 36D x 20H  
874-CO: 36W x 36D x 20H



### Sectional Ottoman

770-SO: 46W x 32D x 20H  
771-SO: 46W x 32D x 20H  
772-SO: 46W x 32D x 20H  
773-SO: 46W x 32D x 20H  
774-SO: 46W x 32D x 20H

870-SO: 46W x 36D x 20H  
871-SO: 46W x 36D x 20H  
872-SO: 46W x 36D x 20H  
873-SO: 46W x 36D x 20H  
874-SO: 46W x 36D x 20H

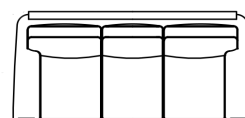


### Stationary Sofa 8-Way Tie

770-95: 86W x 37 1/2D x 36H  
771-95: 84W x 37 1/2D x 36H  
772-95: 88W x 37 1/2D x 36H  
773-95: 85W x 37 1/2D x 36H  
774-95: 88W x 37 1/2D x 36H

870-95: 86W x 41 1/2D x 36H  
871-95: 84W x 41 1/2D x 36H  
872-95: 88W x 41 1/2D x 36H  
873-95: 85W x 41 1/2D x 36H  
874-95: 88W x 41 1/2D x 36H

Seat Width: 75

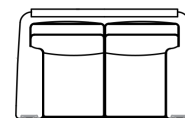


### Studio Stationary Sofa 8-Way Tie

770-86: 80W x 37 1/2D x 36H  
771-86: 78W x 37 1/2D x 36H  
772-86: 82W x 37 1/2D x 36H  
773-86: 79W x 37 1/2D x 36H  
774-86: 82W x 37 1/2D x 36H

870-86: 80W x 41 1/2D x 36H  
871-86: 78W x 41 1/2D x 36H  
872-86: 82W x 41 1/2D x 36H  
873-86: 79W x 41 1/2D x 36H  
874-86: 82W x 41 1/2D x 36H

Seat Width: 69

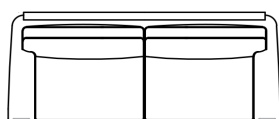


### Stationary Loveseat 8-Way Tie

770-75: 57W x 37 1/2D x 36H  
771-75: 55W x 37 1/2D x 36H  
772-75: 59W x 37 1/2D x 36H  
773-75: 56W x 37 1/2D x 36H  
774-75: 59W x 37 1/2D x 36H

870-75: 57W x 41 1/2D x 36H  
871-75: 55W x 41 1/2D x 36H  
872-75: 59W x 41 1/2D x 36H  
873-75: 56W x 41 1/2D x 36H  
874-75: 59W x 41 1/2D x 36H

Seat Width: 46

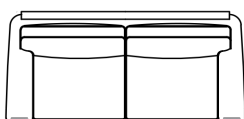


### 2/2 Stationary Sofa 8-Way Tie

770-97: 86W x 37 1/2D x 36H  
771-97: 84W x 37 1/2D x 36H  
772-97: 88W x 37 1/2D x 36H  
773-97: 85W x 37 1/2D x 36H  
774-97: 88W x 37 1/2D x 36H

870-97: 86W x 41 1/2D x 36H  
871-97: 84W x 41 1/2D x 36H  
872-97: 88W x 41 1/2D x 36H  
873-97: 85W x 41 1/2D x 36H  
874-97: 88W x 41 1/2D x 36H

Seat Width: 75

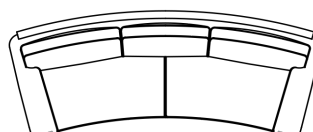


### Studio 2/2 Stationary Sofa 8-Way Tie

770-87: 80W x 37 1/2D x 36H  
771-87: 78W x 37 1/2D x 36H  
772-87: 82W x 37 1/2D x 36H  
773-87: 79W x 37 1/2D x 36H  
774-87: 82W x 37 1/2D x 36H

870-87: 80W x 41 1/2D x 36H  
871-87: 78W x 41 1/2D x 36H  
872-87: 82W x 41 1/2D x 36H  
873-87: 79W x 41 1/2D x 36H  
874-87: 82W x 41 1/2D x 36H

Seat Width: 69

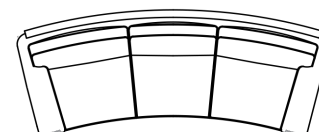


### 3/2 Curved Conversation Sofa 8-Way Tie

770-98: 100W x 46D x 36H  
771-98: 100 1/2W x 46D x 36H  
772-98: 99W x 46D x 36H  
773-98: 99W x 46D x 36H  
774-98: 100W x 46D x 36H

870-98: 100W x 50D x 36H  
871-98: 100 1/2W x 50D x 36H  
872-98: 99W x 50D x 36H  
873-98: 99W x 50D x 36H  
874-98: 100W x 50D x 36H

Seat Width: 67-82 (770), 67-83 (870)

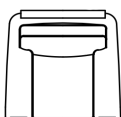


### 3/3 Curved Conversation Sofa 8-Way Tie

770-99: 100W x 46D x 36H  
771-99: 100 1/2W x 46D x 36H  
772-99: 99W x 46D x 36H  
773-99: 99W x 46D x 36H  
774-99: 100W x 46D x 36H

870-99: 100W x 50D x 36H  
871-99: 100 1/2W x 50D x 36H  
872-99: 99W x 50D x 36H  
873-99: 99W x 50D x 36H  
874-99: 100W x 50D x 36H

Seat Width: 67-82 (770), 67-83 (870)




### Stationary Chair 8-Way Tie

770-25: 34W x 37 1/2D x 36H  
771-25: 32W x 37 1/2D x 36H  
772-25: 36W x 37 1/2D x 36H  
773-25: 33W x 37 1/2D x 36H  
774-25: 36W x 37 1/2D x 36H

870-25: 34W x 37 1/2D x 36H  
871-25: 32W x 37 1/2D x 36H  
872-25: 36W x 37 1/2D x 36H  
873-25: 33W x 37 1/2D x 36H  
874-25: 36W x 37 1/2D x 36H

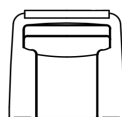
Seat Width: 23



### Ottoman

770-OT: 26W x 19D x 17H  
771-OT: 26W x 19D x 17H  
772-OT: 26W x 19D x 17H  
773-OT: 26W x 19D x 17H  
774-OT: 27W x 19 1/2D x 17H

870-OT: 26W x 23D x 17H  
871-OT: 26W x 23D x 17H  
872-OT: 26W x 23D x 17H  
873-OT: 26W x 23D x 17H  
874-OT: 27W x 23 1/2D x 17H

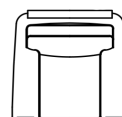


### Swivel Chair 8-Way Tie

770-25SW: 34W x 37 1/2D x 36H  
771-25SW: 32W x 37 1/2D x 36H  
772-25SW: 36W x 37 1/2D x 36H  
773-25SW: 33W x 37 1/2D x 36H  
774-25SW: 36W x 37 1/2D x 36H

870-25SW: 34W x 41 1/2D x 36H  
871-25SW: 32W x 41 1/2D x 36H  
872-25SW: 36W x 41 1/2D x 36H  
873-25SW: 33W x 41 1/2D x 36H  
874-25SW: 36W x 41 1/2D x 36H

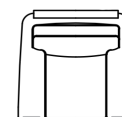
Seat Width: 23



### Recliner

3770: 31W x 40D x 41 1/2H  
3771: 30W x 40D x 41 1/2H  
3772: 32W x 40D x 41 1/2H  
3773: 31 1/2W x 40D x 41 1/2H  
3774: 32W x 40D x 41 1/2H

Seat Width: 20 1/2



### Wallhugger or Swivel Recliner

7770: 32W x 41D x 42H  
7771: 29 1/2W x 41D x 42H  
7772: 31 1/2W x 41D x 42H  
7773: 31 1/2W x 41D x 42H  
7774: 31 1/2W x 41D x 42H

Seat Width: 21

## SELECT YOUR LEG



Tapered



Cone

700/800 Seat Height: 20  
700/800 Arm Height: 25  
700 Seat Depth: 22  
800 Seat Depth: 16

CRAFTED IN THE  
**USA**

# Luxe For Living Program

## Luxury Stationary and Motion....Your Way

To create your own Stationary/Motion Sofa or Sectional....choose the following options....

- One of our arm style designs listed below
- Your Cover
- Your Stitching Treatment (Welt or Double-Needle)
- Your Foot (Turned Leg or Tapered Leg)
- Your Finish: Choose from one of our Premium Wood Finishes
- Your Nail Head Trim: Choose from one of our Nail Head Finishes

All pieces in the program are designed with the same engineered hardwood frame construction. Stationary SKUs feature an 8-way hand tied spring system while our Motion SKUs feature a sinuous wire spring system. The standard seat cushion is Spring-Down which provides optimum seating comfort and lasting quality. Each motion piece features semi-attached back pillows while each stationary piece features loose pillow backs. All styles are available in leather, fabric or leather & fabric combination.

Style 201 – Raymond Series: Modern Track Arm Design (Nail Trim not Available)

Style 202 – Reece Series: Pleated Roll Arm Design (Standard with Nail Head Trim, No Nail option available)

Style 203 – Revelin Series: Elegant arm design with front pleat (Standard with Nail head trim, No Nail option available)

Style 204 – Raiden Series: Traditional Pad over arm (Standard with Nail head trim, No Nail option available)

Style 206 – Robinson Series: Teardrop roll arm (Standard with Nail head trim, No nail option available)

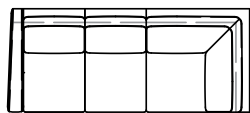
All styles offer multiple configurations. Line drawings and dimensions of the various pieces that are available in the collection are shown on the next page. The full range of components allow for a wide variety of configurations, thus providing the ability to fit in almost any scale of room.

### **\*\*\* Important Information for configuring your Sectional \*\*\***

**Due to the use of different seat spring units, it is recommended that you not mix Stationary and Motion SKUs within the same sectional. Please also be aware of placement of motion pieces. For example, placing an armless recliner directly beside a true corner or corner return sofa may not allow the recliner to open properly due to direct placement perpendicular to another piece.**

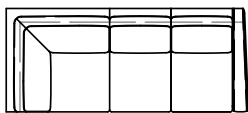
# Seating Configuration Options

## Motion - Sectional Items



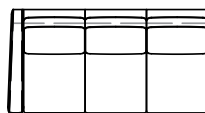
### LAF Sofa Corner Return Recliner At Arm w/ Articulating Headrest

201-73: 98W x 43 1/2D x 41H  
202-73: 101W x 43 1/2D x 41H  
203-73: 98W x 43 1/2D x 41H  
204-73: 99W x 43 1/2D x 41H  
206-73: 101W x 43 1/2D x 41H



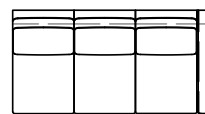
### RAF Sofa Corner Return Recliner At Arm w/ Articulating Headrest

201-74: 98W x 43 1/2D x 41H  
202-74: 101W x 43 1/2D x 41H  
203-74: 98W x 43 1/2D x 41H  
204-74: 99W x 43 1/2D x 41H  
206-74: 101W x 43 1/2D x 41H



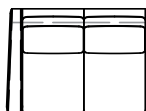
### LAF Sofa Recliner At Arm w/ Articulating Headrest

201-61: 80 1/2W x 43 1/2D x 41H  
202-61: 83W x 43 1/2D x 41H  
203-61: 80 1/2W x 43 1/2D x 41H  
204-61: 82W x 43 1/2D x 41H  
206-61: 83 1/2W x 43 1/2D x 41H



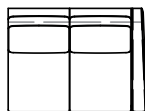
### RAF Sofa Recliner At Arm w/ Articulating Headrest

201-62: 80 1/2W x 43 1/2D x 41H  
202-62: 83W x 43 1/2D x 41H  
203-62: 80 1/2W x 43 1/2D x 41H  
204-62: 82W x 43 1/2D x 41H  
206-62: 83 1/2W x 43 1/2D x 41H



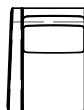
### LAF Loveseat Recliner At Arm w/ Articulating Headrest

201-55: 55 1/2W x 43 1/2D x 41H  
202-55: 58 1/2W x 43 1/2D x 41H  
203-55: 55 1/2W x 43 1/2D x 41H  
204-55: 57W x 43 1/2D x 41H  
206-55: 58 1/2W x 43 1/2D x 41H



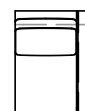
### RAF Loveseat Recliner At Arm w/ Articulating Headrest

201-56: 55 1/2W x 43 1/2D x 41H  
202-56: 58 1/2W x 43 1/2D x 41H  
203-56: 55 1/2W x 43 1/2D x 41H  
204-56: 57W x 43 1/2D x 41H  
206-56: 58 1/2W x 43 1/2D x 41H



### LAF Outside Arm Chair Full Recline w/ Articulating Headrest

201-17: 30 1/2W x 43 1/2D x 41H  
202-17: 33 1/2W x 43 1/2D x 41H  
203-17: 30 1/2W x 43 1/2D x 41H  
204-17: 32W x 43 1/2D x 41H  
206-17: 33 1/2W x 43 1/2D x 41H



### RAF Outside Arm Chair Full Recline w/ Articulating Headrest

201-18: 30 1/2W x 43 1/2D x 41H  
202-18: 33 1/2W x 43 1/2D x 41H  
203-18: 30 1/2W x 43 1/2D x 41H  
204-18: 32W x 43 1/2D x 41H  
206-18: 33 1/2W x 43 1/2D x 41H



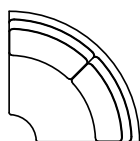
### Armless Chair Full Recline w/ Articulating Headrest

201-33: 25W x 43 1/2D x 41H  
202-33: 25W x 43 1/2D x 41H  
203-33: 25W x 43 1/2D x 41H  
204-33: 25W x 43 1/2D x 41H  
206-33: 25W x 43 1/2D x 41H



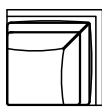
### Armless Chair

201-37: 25W x 43 1/2D x 41H  
202-37: 25W x 43 1/2D x 41H  
203-37: 25W x 43 1/2D x 41H  
204-37: 25W x 43 1/2D x 41H  
206-37: 25W x 43 1/2D x 41H



### Corner Wedge

201-67: 75W x 43 1/2D x 41H  
202-67: 75W x 43 1/2D x 41H  
203-67: 75W x 43 1/2D x 41H  
204-67: 75W x 43 1/2D x 41H  
206-67: 75W x 43 1/2D x 41H  
Wedge Wall Space: 49 1/2



### True Corner

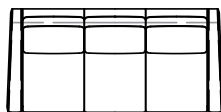
201-65: 43 1/2W x 43 1/2D x 41H  
202-65: 43 1/2W x 43 1/2D x 41H  
203-65: 43 1/2W x 43 1/2D x 41H  
204-65: 43 1/2W x 43 1/2D x 41H  
206-65: 43 1/2W x 43 1/2D x 41H



### Straight Console with Back & Storage

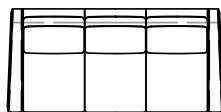
201-07: 14W x 43D x 37H  
202-07: 14W x 43D x 37H  
203-07: 14W x 43D x 37H  
204-07: 14W x 43D x 37H  
206-07: 14W x 43D x 37H

## Motion - Standalone Items



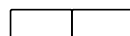
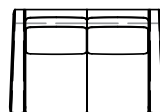
### L and R Full Recline w/Articulating Headrest

201-97: 86W x 43 1/2D x 41H  
202-97: 92W x 43 1/2D x 41H  
203-97: 86W x 43 1/2D x 41H  
204-97: 89W x 43 1/2D x 41H  
206-97: 92W x 43 1/2D x 41H



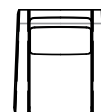
### L and R Full Recline w/Articulating Headrest

201-90: 86W x 43 1/2D x 41H  
202-90: 92W x 43 1/2D x 41H  
203-90: 86W x 43 1/2D x 41H  
204-90: 89W x 43 1/2D x 41H  
206-90: 92W x 43 1/2D x 41H



### Loveseat L and R Full Recline w/Articulating Headrest

201-70: 61W x 43 1/2D x 41H  
202-70: 67W x 43 1/2D x 41H  
203-70: 61W x 43 1/2D x 41H  
204-70: 64W x 43 1/2D x 41H  
206-70: 67W x 43 1/2D x 41H



### Chair Full Recline w/ Articulating Headrest

201-35: 36W x 43 1/2D x 41H  
202-35: 42W x 43 1/2D x 41H  
203-35: 36W x 43 1/2D x 41H  
204-35: 39W x 43 1/2D x 41H  
206-35: 42W x 43 1/2D x 41H

 = reclining position

## Additional Options

In addition to choosing your cover, finish and nailhead. Luxe for Living also allows you to choose the your power option, back style, leg and stitch treatments.



Welt



Double-Needle



Turned



Tapered



One-Piece Back



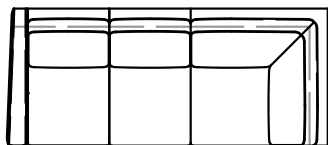
Two-Piece Back  
Add -2 to the end  
of style number



**STANDARD POWER  
BUTTON OPTION:** Using  
the touch-buttons located in the  
inside arm of your luxury motion  
furniture, you can easily adjust  
the footrest and headrest.

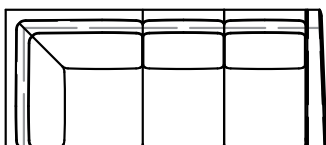
# Seating Configuration Options

## Stationary - Sectional Items



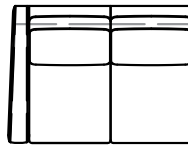
**LAF Corner Return Sofa  
8-Way Tie**

201-93: 98W x 43 1/2D x 41H  
202-93: 101W x 43 1/2D x 41H  
203-93: 98W x 43 1/2D x 41H  
204-93: 99W x 43 1/2D x 41H  
206-93: 101W x 43 1/2D x 41H



**RAF Corner Return Sofa  
8-Way Tie**

201-94: 98W x 43 1/2D x 41H  
202-94: 101W x 43 1/2D x 41H  
203-94: 98W x 43 1/2D x 41H  
204-94: 99W x 43 1/2D x 41H  
206-94: 101W x 43 1/2D x 41H



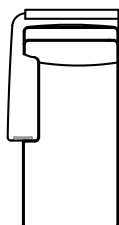
**LAF Stationary  
Loveseat 8-Way Tie**

201-57: 55 1/2W x 43 1/2D x 41H  
202-57: 58 1/2W x 43 1/2D x 41H  
203-57: 55 1/2W x 43 1/2D x 41H  
204-57: 57W x 43 1/2D x 41H  
206-57: 58 1/2W x 43 1/2D x 41H



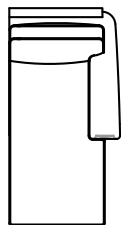
**RAF Stationary  
Loveseat 8-Way Tie**

201-58: 55 1/2W x 43 1/2D x 41H  
202-58: 58 1/2W x 43 1/2D x 41H  
203-58: 55 1/2W x 43 1/2D x 41H  
204-58: 57W x 43 1/2D x 41H  
206-58: 58 1/2W x 43 1/2D x 41H



**LAF Stationary Chaise  
8-Way Hand Tie**

201-41: 31W x 72D x 41H  
202-41: 34 1/2W x 72D x 41H  
203-41: 31W x 72D x 41H  
204-41: 32W x 72D x 41H  
206-41: 34 1/2W x 72D x 41H



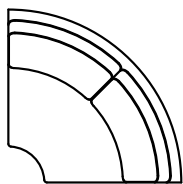
**RAF Stationary Chaise  
8-Way Hand Tie**

201-42: 31W x 72D x 41H  
202-42: 34 1/2W x 72D x 41H  
203-42: 31W x 72D x 41H  
204-42: 32W x 72D x 41H  
206-42: 34 1/2W x 72D x 41H



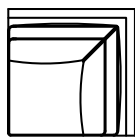
**Armless Chair**

201-38: 25W x 43 1/2D x 41H  
202-38: 25W x 43 1/2D x 41H  
203-38: 25W x 43 1/2D x 41H  
204-38: 25W x 43 1/2D x 41H  
206-38: 25W x 43 1/2D x 41H



**Corner Wedge 8-Way Tie**

201-68: 75W x 43 1/2D x 41H  
202-68: 75W x 43 1/2D x 41H  
203-68: 75W x 43 1/2D x 41H  
204-68: 75W x 43 1/2D x 41H  
206-68: 75W x 43 1/2D x 41H  
Wedge Wall Space: 49 1/2



**True Corner  
8-Way Hand Tie**

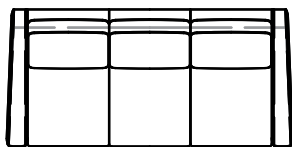
201-66: 43 1/2W x 43 1/2D x 41H  
202-66: 43 1/2W x 43 1/2D x 41H  
203-66: 43 1/2W x 43 1/2D x 41H  
204-66: 43 1/2W x 43 1/2D x 41H  
206-66: 43 1/2W x 43 1/2D x 41H



**Straight Console with  
Back & Storage**

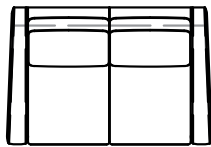
201-07: 14W x 43D x 37H  
202-07: 14W x 43D x 37H  
203-07: 14W x 43D x 37H  
204-07: 14W x 43D x 37H  
206-07: 14W x 43D x 37H

## Stationary - Standalone Items




**Stationary Sofa**  
**8-Way Tie**

201-95: 86W x 43 1/2D x 41H  
202-95: 92W x 43 1/2D x 41H  
203-95: 86W x 43 1/2D x 41H  
204-95: 89W x 43 1/2D x 41H  
206-95: 92W x 43 1/2D x 41H



**Stationary Loveseat**  
**8-Way Tie**

201-75: 61W x 43 1/2D x 41H  
202-75: 67W x 43 1/2D x 41H  
203-75: 67W x 43 1/2D x 41H  
204-75: 64W x 43 1/2D x 41H  
206-75: 67W x 43 1/2D x 41H




**Stationary Chair**  
**8-Way Tie**

201-25: 36W x 43 1/2D x 41H  
202-25: 42W x 43 1/2D x 41H  
203-25: 36W x 43 1/2D x 41H  
204-25: 39W x 43 1/2D x 41H  
206-25: 42W x 43 1/2D x 41H



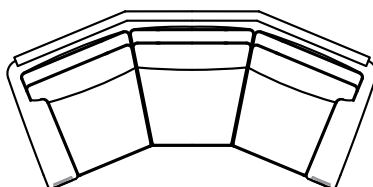
**Ottoman**

201-OT: 28W x 20 1/2D x 18 1/2H  
202-OT: 28W x 20 1/2D x 18 1/2H  
203-OT: 28W x 20 1/2D x 18 1/2H  
204-OT: 28W x 20 1/2D x 18 1/2H  
206-OT: 28W x 20 1/2D x 18 1/2H



**Swivel Chair**  
**8-Way Tie**

201-25SW: 33W x 40 1/2D x 40H  
202-25SW: 39W x 40 1/2D x 40H  
203-25SW: 33W x 40 1/2D x 40H  
204-25SW: 36W x 40 1/2D x 40H  
206-25SW: 39W x 40 1/2D x 40H



**Stationary Angled Sofa**  
**8-Way Tie**

201-99: 113W x 54 1/2D x 41H  
202-99: 113W x 54 1/2D x 41H  
203-99: 113W x 54 1/2D x 41H  
204-99: 113W x 54 1/2D x 41H  
206-99: 113W x 54 1/2D x 41H

## Additional Options

In addition to choosing your cover, finish and nailhead.  
Luxe for Living also allows you to choose the your  
power option, back style, leg and stitch treatments.



Welt



Double-Needle



Turned



Tapered



One-Piece Back



Two-Piece Back  
Add -2 to the end  
of style number



**STANDARD POWER  
BUTTON OPTION:** Using  
the touch-buttons located in the  
inside arm of your luxury motion  
furniture, you can easily adjust  
the footrest and headrest.

# Luxury Motion Seating Program

## Power Footrest

### Luxury Motion....Your Way

To create your own Motion Sofa or Sectional....choose the following options....

- One of our style designs featured below
- Your Cover
- Your Finish: Choose from one of our Premium Wood Finishes
- Your Nail Head Trim: Choose from one of our Nail Head Finishes

All pieces in the program are designed with the same engineered hardwood frame construction, featuring a sinuous wire spring system. The standard seat cushion is Spring-Down that provides optimum seating comfort and lasting quality. Each piece features semi-attached back pillows. All of the styles are available in leather, leather & fabric combination, or all fabric.

Style 916 – Newman Series: Casual Pub back style with a teardrop roll arm  
(Available with nail head trim)

Style 920 – Whitaker Series: Casual, traditional style with a pleated panel arm  
(Available with nail head trim)

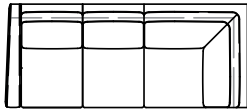
All styles offer multiple configurations. Line drawings and dimensions of the various pieces that are available in the collection are shown on the next 2 pages. The full range of components allow for a wide variety of configurations, thus providing the ability to fit in almost any scale of room.

### **\*\*\* Important Information for configuring your selection \*\*\***

Reclining SKUs can connect to other reclining SKUs, however due to the additional frame panel this will create a  $\frac{3}{4}$ " gap on the back of the frame if the configuration is designed to connect them. Motion seats are not designed to connect exactly to other motion seats. Please make sure when designing your configuration selection that you keep this in mind:

For example: Use the (-70) Double Reclining Loveseat SKU versus trying to connect a (-17) LAF recliner with a (-18) RAF recliner when configuring a dual-seat motion loveseat.

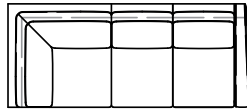
# Seating Configuration Options



**LAF Corner Return Sofa**

**Recline at Arm**

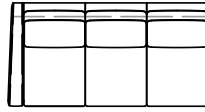
916-73: 95W x 41D x 40H  
920-73: 94W x 41D x 40H



**RAF Corner Return Sofa**

**Recline at Arm**

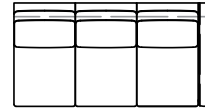
916-74: 95W x 41D x 40H  
920-74: 94W x 41D x 40H



**LAF One Arm Sofa**

**Recline at Arm**

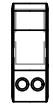
916-61: 79 1/2W x 41D x 40H  
920-61: 78 1/2W x 41D x 40H



**RAF One Arm Sofa**

**Recline at Arm**

916-62: 79 1/2W x 41D x 40H  
920-62: 78 1/2W x 41D x 40H



**Straight Console  
w/Back with Storage**

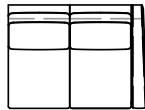
916-07: 14W x 39D x 39 3/5H  
920-07: 14W x 39D x 39 3/5H



**LAF Loveseat**

**Recline at Arm**

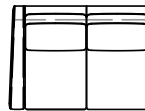
916-55: 56W x 41D x 40H  
920-55: 55W x 41D x 40H



**RAF Loveseat**

**Recline at Arm**

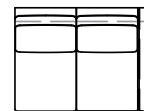
916-56: 56W x 41D x 40H  
920-56: 55W x 41D x 40H



**LAF Stationary**

**Loveseat**

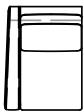
916-57: 56W x 41D x 40H  
920-57: 55W x 41D x 40H



**RAF Stationary**

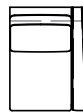
**Loveseat**

916-58: 56W x 41D x 40H  
920-58: 55W x 41D x 40H



**LAF Outside Arm**  
**Full Recline**

916-17: 32 1/2W x 41D x 40H  
920-17: 31 1/2W x 41D x 40H



**RAF Outside Arm**  
**Full Recline**

916-18: 32 1/2W x 41D x 40H  
920-18: 31 1/2W x 41D x 40H



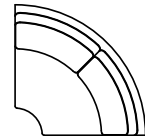
**Armless Stationary**  
**Chair**

916-38: 23 1/2W x 41D x 40H  
920-38: 23 1/2W x 41D x 40H




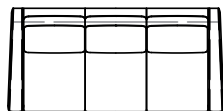
**Armless Chair**  
**Full Recline**

916-33: 23 1/2W x 41D x 40H  
920-33: 23 1/2W x 41D x 40H



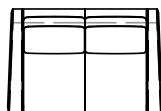
**Corner Wedge**

916-68: 70W x 41D x 40H  
920-68: 70W x 41D x 40H  
Wedge Wall Space: 49 1/2



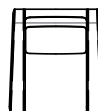
**Sofa - Full Recline**  
**at Both Arms**

916-90: 88W x 41D x 40H  
920-90: 86W x 41D x 40H



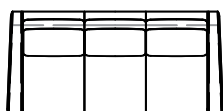
**Loveseat - Full Recline**  
**at Both Arms**

916-70: 67W x 41D x 40H  
920-70: 59W x 41D x 40H



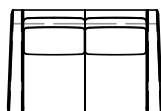
**Chair - Full Recline**

916-35: 38W x 41D x 40H  
920-35: 36W x 41D x 40H



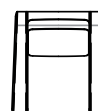
**Stationary Sofa**

916-95: 88W x 41D x 40H  
920-95: 86W x 41D x 40H



**Stationary Loveseat**

916-75: 65W x 41D x 40H  
920-75: 64W x 41D x 40H



**Stationary Chair**

916-25: 38W x 41D x 40H  
920-25: 36W x 41D x 40H



**Ottoman**

916-0T: 27W x 19D x 18H  
920-0T: 27W x 19D x 18H

 = reclining position



# **Luxury Motion Seating Program Power Footrest & Headrest**

## **Small Scale Luxury Motion with Power Headrests....Your Way**

To create your own Motion Sofa or Sectional.... choose the following options....

- One of our style designs featured below
- Your Cover
- Your Finish: Choose from one of our Premium Wood Finishes
- Your Nail Head Trim: Choose from one of our Nail Head Finishes

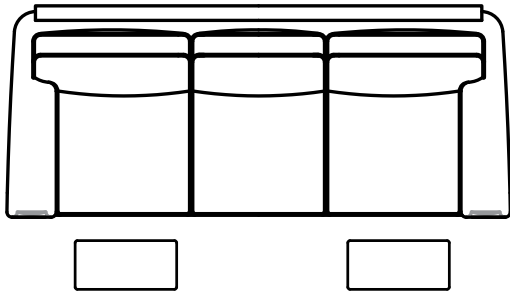
All pieces in the program are designed with the same engineered hardwood frame construction, featuring a sinuous wire spring system. The standard seat cushion is Spring-Down that provides optimum seating comfort and lasting quality. Each piece features semi-attached bustle back pillows. All of the styles are available in leather, fabric, or leather & fabric combination.

Style 949 – Johnston Series: Narrow Panel Arm (Standard with Nail head trim,  
No nail version also available)

Style 950 – Hambrick Series: Elegant Arm (Nail Head Trim UNAVAILABLE)

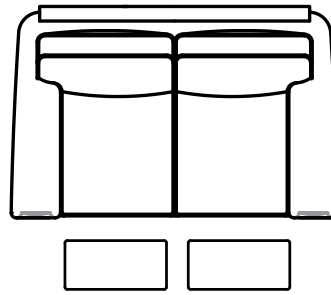
Style 951 – Benson Series: Elegant Pleated Arm (Standard with Nail head trim,  
No nail version also available)

All styles offer multiple configurations. Line drawings and dimensions of the various pieces that are available in the collection are shown on the next page. The full range of components allow for a wide variety of configurations, thus providing the ability to fit in almost any scale of room.



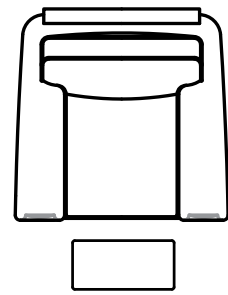
**Sofa - Recline at Both Arms w/Power Headrest**

949-90: 76 1/2W x 42 1/2D x 41 1/2H  
 950-90: 78W x 42 1/2D x 41 1/2H  
 951-90: 78W x 44D x 41 1/2H



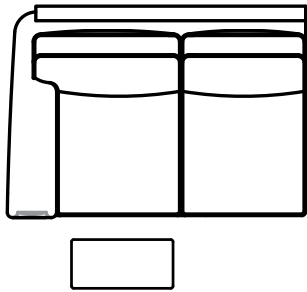
**Loveseat - Recline at Both Arms w/Power Headrest**

949-70: 53 1/2W x 42 1/2D x 41 1/2H  
 950-70: 55W x 42 1/2D x 41 1/2H  
 951-70: 55W x 44D x 41 1/2H



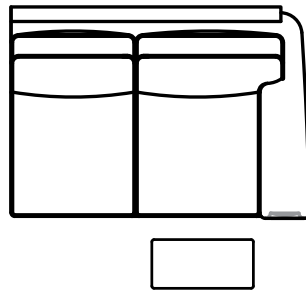
**Chair - Full Recline w/Power Headrest**

949-35: 31W x 42 1/2D x 41H  
 950-35: 32W x 42 1/2D x 41 1/2H  
 951-35: 32W x 44D x 41 1/2H



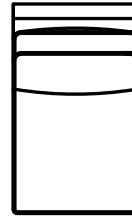
**LAF Loveseat Recline at Arm w/Power Headrest**

949-55: 49 1/2W x 42 1/2D x 41 1/2H  
 950-55: 50 1/2W x 42 1/2D x 41 1/2H  
 951-55: 52W x 44D x 41 1/2H



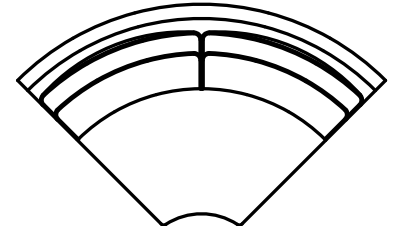
**RAF Loveseat Recline at Arm w/Power Headrest**

949-56: 49 1/2W x 42 1/2D x 41 1/2H  
 950-56: 50 1/2W x 42 1/2D x 41 1/2H  
 951-56: 52W x 44D x 41 1/2H



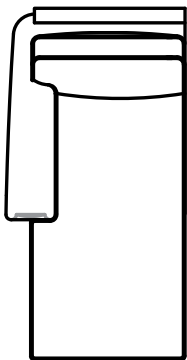
**Armless Chair**

949-37: 23W x 44D x 41 1/2H  
 950-37: 23W x 42 1/2D x 41 1/2H  
 951-37: 23W x 44D x 41 1/2H



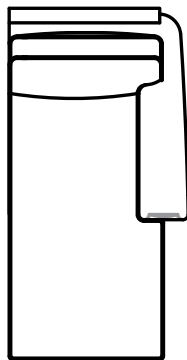
**Corner Wedge**

949-67: 75W x 42 1/2D x 41 1/2H  
 950-67: 75W x 42 1/2D x 41 1/2H  
 951-67: 75W x 44D x 41 1/2H



**LAF Stationary Chaise**

949-41: 28W x 72D x 41 1/2H  
 950-41: 28W x 72D x 41 1/2H  
 951-41: 28W x 72D x 41 1/2H



**RAF Stationary Chaise**

949-42: 28W x 72D x 41 1/2H  
 950-42: 28W x 72D x 41 1/2H  
 951-42: 28W x 72D x 41 1/2H



**STANDARD POWER BUTTON OPTION:**

Using the touch-buttons located in the inside arm of your luxury motion furniture, you can easily adjust the footrest and headrest.

 = reclining position

# Luxury Motion Seating Program – Power Footrest & Headrest

## Luxury Motion with Power Headrests.... Your Way

To create your own Motion Sofa or Sectional.... choose the following options....

- One of our style designs featured below
- Your Cover
- Your Finish: Choose from one of our Premium Wood Finishes
- Your Nail Head Trim: Choose from one of our Nail Head Finishes

All pieces in the program are designed with the same engineered hardwood frame construction, featuring a sinuous wire spring system. The standard seat cushion is Spring-Down that provides optimum seating comfort and lasting quality. Each piece features semi-attached back pillows. All of the styles are available in leather, leather & fabric combination, or all fabric.

Style 960 – Imagine Series: Transitional two-piece back style with an extended arm panel (Available with nail head trim)

Style 962 – Discovery Series: Traditional pub back style with a roll arm (Available with nail head trim)

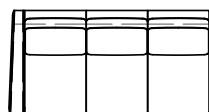
Style 968 – Nicoletta Series: Transitional Track Arm (Standard with Nail head trim, No nail version also available)

All styles offer multiple configurations. Line drawings and dimensions of the various pieces that are available in the collection are shown on the next page. The full range of components allow for a wide variety of configurations, thus providing the ability to fit in almost any scale of room.

### \*\*\* Important Information for configuring your selection \*\*\*

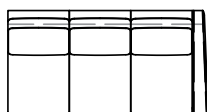
Reclining SKUs can connect to other reclining SKUs; however, motion items have an additional frame panel which would create a ¾" gap on the back of the frame if the configuration is designed to connect them. Motion seats are not designed to connect precisely to other motion seats. Please make sure you do not place an armless recliner (-33) next to a true corner (-66). Please make sure when designing your configuration selection that you keep this in mind: For example: Use the (-70) Double Reclining Loveseat SKU versus trying to connect a (-17) LAF recliner with a (-18) RAF recliner when configuring a dual-seat motion loveseat.

# Seating Configuration Options



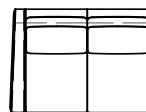
**LAF Corner Sofa at Arm  
w/Power Headrest**

960-61: 79W x 41 1/2D x 42H  
962-61: 79W x 41D x 42H  
968-61: 77 1/2W x 42 1/2D x 42 1/2H



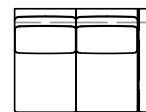
**RAF Corner Sofa at Arm  
w/Power Headrest**

960-62: 79W x 41 1/2D x 42H  
962-62: 79W x 41D x 42H  
968-62: 77 1/2W x 42 1/2D x 42 1/2H



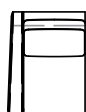
**LAF Loveseat Recline at Arm w/  
Power Headrest**

960-55: 56W x 41 1/2D x 42H  
962-55: 56W x 41D x 42H  
968-55: 54 1/2W x 41D x 40H




**RAF Loveseat Recline at Arm w/  
Power Headrest**

960-56: 56W x 41 1/2D x 42H  
962-56: 56W x 41D x 42H  
968-56: 54 1/2W x 41D x 40H



**LAF Outside Arm Chair  
Full Recline w/Power Headrest**

960-17: 28 1/2W x 41D x 42H  
962-17: 28 1/2W x 41D x 42H  
968-17: 29 1/2W x 42 1/2D x 42 1/2H



**RAF Outside Arm Chair  
Full Recline w/Power Headrest**

960-18: 28 1/2W x 41D x 42H  
962-18: 28 1/2W x 41D x 42H  
968-18: 29 1/2W x 42 1/2D x 42 1/2H



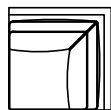
**Armless Chair**

960-38: 24W x 41D x 42H  
962-38: 24W x 41D x 42H  
968-38: 24W x 42 1/2D x 42 1/2H



**Armless Chair  
Full Recline**

960-33: 24W x 41D x 42H  
962-33: 24W x 41D x 42H  
968-33: 24W x 42 1/2D x 42 1/2H



**True Corner**

960-66: 41W x 41D x 42H  
962-66: 41W x 41D x 42H  
968-66: 42 1/2W x 42 1/2D x 42 1/2H



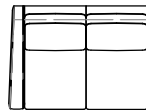
**Straight Console  
w/Back**

960-09: 14W x 41D x 39H  
962-09: 14W x 41D x 39H  
968-09: 14W x 42 1/2D x 39H



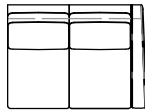
**Straight Console  
w/Back & Storage**

960-07: 14W x 41D x 39H  
962-07: 14W x 41D x 39H  
968-07: 14W x 42 1/2D x 39H



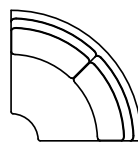
**Stationary LAF Loveseat**

960-57: 56W x 41 1/2D x 42H  
962-57: 56W x 41D x 42H  
968-57: 54 1/2W x 41D x 40H



**Stationary RAF Loveseat**

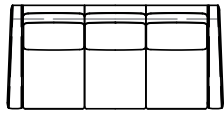
960-58: 56W x 41 1/2D x 42H  
962-58: 56W x 41D x 42H  
968-58: 54 1/2W x 41D x 40H



**Corner Wedge**

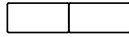
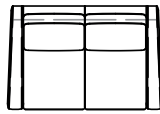
960-68: 72W x 41 1/2D x 42H  
962-68: 72W x 41D x 42H  
968-68: 73W x 45D x 42 1/2H

# Seating Configuration Options (continued)



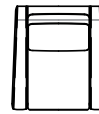
## Sofa - Recline at Both Arms w/Power Headrest

960-90: 86 1/2W x 41 1/2D x 42H  
962-90: 87W x 41D x 42H  
968-90: 82W x 42 1/2D x 42 1/2H



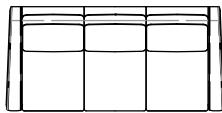
## Loveseat - Recline at Both Arms w/Power Headrest

960-70: 64 1/2W x 41 1/2D x 42H  
962-70: 65W x 41D x 42H  
968-70: 59W x 42 1/2D x 42 1/2H



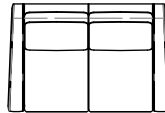
## Chair - Full Recline w/Power Headrest

960-35: 40W x 41 1/2D x 42H  
962-35: 40W x 41D x 42H  
968-35: 34W x 42 1/2D x 42 1/2H



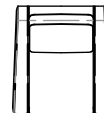
## Stationary Sofa

960-95: 86 1/2W x 41 1/2D x 42H  
962-95: 87W x 41D x 42H  
968-95: 82W x 42 1/2D x 42 1/2H



## Stationary Loveseat

960-75: 64 1/2W x 41 1/2D x 42H  
962-75: 65W x 41D x 42H  
968-75: 59W x 42 1/2D x 42 1/2H



## Stationary Chair

960-25: 40W x 41 1/2D x 42H  
962-25: 40W x 41D x 42H  
968-25: 34W x 42 1/2D x 42 1/2H




## Ottoman


960-OT: 27W x 19D x 17 1/2H  
962-OT: 27W x 19D x 17 1/2H  
968-OT: 27W x 19D x 17 1/2H



**STANDARD POWER  
BUTTON OPTION:** Using  
the touch-buttons  
located in the inside arm  
of your luxury motion  
furniture, you can easily  
adjust the footrest and  
headrest.

 = reclining position

## Fabric/Leather Collage Recliner Format & Pricing



1. Choose your Recliner
2. Choose the leather as the Primary Cover Selection
3. Choose any fabric for the Inside areas (ex. Seat Cushion, Inside Back) as contrasting cover locations
4. Choose any Grade 1 - 3 Outside Fabric (if contrasting outside parts are applicable)

**Collage Pricing following the above format = 10% off of Graded leather chosen in #2**

(If a Grade IV - VI Fabric is chosen for Outside (#4) - the all leather price applies based on leather selection in #2)

**\*\*\* Please note: Fabric/Leather Placement remains the same on each style regardless of the fabric leather choice. If placement is changed in any way, please refer to the all leather pricing for that style. \*\*\***

## Fabric/Leather Collage Sofa Format & Pricing



1. Choose any sofa
2. Primary Cover = Leather of choice
3. Inside Contrasting Parts = (Seat cushion, inside back etc.) = Fabric of choice
4. Outside Contrasting Parts = Any Grade 1 - 3 Fabric

**Collage pricing using above format = 10% off of Graded leather choice (#2)**

**\*\*\* Any deviation from above format results in all leather pricing \*\*\***

## LEATHER DESCRIPTIONS

### **901200 Outsider (Finished)**

Outsider has a smooth, tight grain texture. Its unique tannage provides a luxurious drape and suppleness of hand highlighted by a new kela design effect. A light clear coat application to the surface enhances the endurance of this lightly protected leather. It is not always possible to assure the consistency of coloration or grain structure.

### **906700 Empyrean (Finished)**

Empyrean offers a soft, smooth, consistent grain along with a fresh, modern color palette. Empyrean is embossed with a tight grain and has a machine applied two-tone effect. This stylish leather will offer the consumer consistency, a stain and wearability story as well as a silky hand leading to the appeal of many people. It is not always possible to assure the consistency of coloration or grain structure.

### **907200 Dorado (Finished)**

Dorado is a natural, top grain leather that has been fully aniline dyed. Every hide goes through a light buffing process to clean the surface from every small imperfection and prepare them to receive a light coat of pigment colors. A fine print is then applied to help every hide develop into the dry drum a beautiful uniform natural grain. The unique two-tone aniline kela effect gives this leather its distinctive look and character. Shade and grain variations are still possible in this type of leather.

### **912500 / 984800 Timberland (Finished)**

Timberland is a natural, top-grain leather that combines a super-soft touch with a beautiful transparent finishing technique designed to highlight the article's natural characteristics. Each hide is meticulously dyed to create a two-toned effect that produces subtle contrasts throughout each chair upholstered in the leather. Durable enough to perform for today's energetic families, yet soft and supple enough to impress even the most discriminating leather enthusiast, Timberland offers the best of both worlds. Even with the truest of finished leathers, it is not always possible to assure the consistency of coloration or grain structure.

### **913800 Revolution (Finished)**

Revolution is a super, silky-soft, finished leather with a fashion-forward color palette making

it perfect for any leather application. Even with the truest of finished leathers, it is not always possible to assure the consistency of coloration or grain structure.

### **914600 Saloon (Finished)**

Saloon was designed with a gentle, matte finish and a waxy, crackled effect in combination with a patented topcoat making this a finished leather. Saloon was also designed to resist scratching and to have minimal color variation. All of these characteristics combined make Saloon the perfect choice for any leather application. Shade and grain variations are possible in this type of leather.

### **917200 Applause (Finished)**

Applause is a fully protected leather with a hand-wiped look, the perfect choice for trying to balance a vintage appearance with high wear results. It is not always possible to assure the consistency of coloration or grain structure.

### **918700 Winchester (Aniline)**

DO NOT EXPECT THIS LEATHER TO BE UNIFORM IN COLOR OR GRAIN STRUCTURE. Winchester is distressed with waxes and oils, milled and then polished to create a rich, rustic elegance with a soft, velvety surface touch that highlights the natural aspects of the leather. Natural markings will be highlighted in this leather and should be expected and appreciated.

### **919600 Cambridge (Aniline)**

Crafted from full-grain buffalo hides, Cambridge features a striking pull-up and authentically aged aesthetic that immediately draws you in. The rich, rustic elegance of Cambridge will certainly vary in coloration and grain structure as will highlight all of the natural markings found within each hide. Natural markings should be appreciated and accepted as part of the natural nature inherent to leather.

### **920600 / 980014 / 983400 Vallentino (Finished)**

Vallentino is a protected leather that features a beautifully balanced two-toned effect. Its see-through effect and smooth, spongy hand make Vallentino the most sought after finished leather. As with all leathers, it is not always possible to assure consistency of coloration or grain structure.

## LEATHER DESCRIPTIONS

### **921100 Triomphe (Finished)**

Triomphe is a natural, top-grain leather that combines a super-soft touch and subtle two-toned effect durable enough for today's energetic families, yet supple enough to impress even the most discriminating leather enthusiast. It is not always possible to assure the consistency of coloration or grain structure.

### **921500 Rio (Aniline-Plus)**

Rio has a soft aniline, two-toned effect sprayed over the base coat to give the leather a natural, antiqued look. With an extremely soft hand and deep saturation of color, this leather is perfect for any upholstery application and for any room in the house.

### **922000 / 980013 Aline (Aniline-Plus)**

Aline is a beautiful semi-aniline leather with a slight two-toned effect and a soft, talc-like hand. Aline is versatile and will complement any frame style with its ability to drape well.

### **922100 / 980015 Anilina (Aniline-Plus)**

Anilina is a gorgeous semi-aniline leather with a more pronounced two-toned effect. The highs and lows of this article accentuate the grain pattern finished off with a slight sheen coat. The color saturation makes Anilina the perfect choice for any application.

### **922900 / 980009 Alpine (Finished)**

Alpine is a finished leather with a slight cloudy effect created by a subtle two-toned effect. Alpine is soft and perfect for any leather application as it has a protective finish coating. 980009: This leather arrives already pre-cut and sewn to certain styles. Please refer to the Married Cover grid in the price list for specific style information.

### **923400 Colorado (Aniline)**

Colorado is a full-aniline leather that offers a slightly matte finish. Colorado is a very rustic, casual aniline that is perfect for any frame style. Shade and grain variations in this leather only highlight the inherent beauty found in an aniline leather. This makes each piece unique. As with any natural leather, all natural markings will be prevalent and should be appreciated and accepted.

### **924000 Levante (Aniline)**

Levante is a luxuriously soft leather created by applying a slight top coat to the visual velvety

tracking effect to emulate the look of a nubuck. This makes Levante the best of both worlds.....looks like a nubuck yet topped with a slight sealant coat to help guard against stains and spills. Levante is still considered a full aniline leather so it is not always possible to assure the consistency of coloration and grain structure and natural markings will be prevalent. Natural markings should be appreciated and accepted.

### **924400 Cheyenne (Aniline)**

Cheyenne is a gorgeous, plump aniline leather that is highlighted by its rich burst of color as the hides are stretched over tightly upholstered areas on the frame. Expect highs and lows, along with dark and light areas, as this leather is enriched by oils as a distinct feature of this leather. Combine this with prevalent natural markings and Cheyenne becomes the most desired choice of a natural leather connoisseur.

### **925000 Shelter (Aniline)**

Shelter is a luxurious, butter-soft aniline leather that is perfect for any leather enthusiast. This leather is absolutely gorgeous and will complement any style of furniture selected. It is not always possible to assure the consistency of coloration as well as grain structure and order placement indicates the acceptance of these aniline leather characteristics along with prevalent natural markings.

### **925400 Savannah (Aniline)**

Savannah, an incredibly soft, full-bodied aniline leather, has a subtle yet stunning pull-up effect created from an oil/wax combination that further enhances its overall aesthetic, offering additional character and dimension. As with any full aniline leather, color, grain variations and natural markings are to be expected and appreciated.

### **925700 Henry (Aniline-Plus)**

Henry is a beautifully, hand-stained, thicker-weight aniline-plus leather with a buttery soft touch. Due to the hand-staining effected combined with the thicker shave weight, each hide will be unique in coloration as well as grain structure. Accepting these variations means you appreciate Henry's unique beauty and supports the leather enthusiast in you.

### **925800 Maestro (Aniline-Plus)**



## LEATHER DESCRIPTIONS

Maestro is an aniline-plus leather meant to resemble a waxy, aniline leather. Maestro has a scratch-resistance surface coating that also helps protect against spills. The hand of Maestro is soft and smooth and talc-like. Maestro's light coloration is a beautiful addition to any room in the house.

### **925900 / 980016 Paradise (Finished)**

Paradise is a fully finished leather with a soft, silky touch. Paradise would be ideal for any furniture application. Paradise should be considered when needing a family friendly leather where you don't have to sacrifice a nice leather feel.

### **926300 Marea (Aniline)**

Marea is a thicker cut aniline leather with a spongy-soft hand and slight two-toned effect. The weight of Marea and the beautiful, plump grain structure along with the deep saturation of coloration makes Marea the perfect choice for any leather enthusiast. Shade, grain variations and natural markings are to be expected and appreciated as with any natural, aniline leather.

### **926400 / 980017 Organic Life (Finished)**

Organic Life is a finished leather that was created to mimic an aniline leather. Organic Life has a nice, soft hand and a slight pull-up effect when stretched across the frame. The unique hand and visual aesthetic of Organic Life combined with the wear story makes this leather the perfect choice for any leather application. Shade and grain variations are to be expected as with any leather product.

### **926600 Elba (Finished)**

Elba is a finished and protected leather that still provides a soft silky hand. The subtle two-tone adds depth to the colors and lends a transitional nature to this article. However, the traditional colors make Elba a great choice for any environment. Minimal color variations should be expected. The protection of Elba makes it perfect for a busy family room in an active household.

### **926800 Vintage (Aniline)**

Vintage is a gorgeous aniline leather with a soft waxy topcoat made on water buffalo hides. Vintage has a slightly distressed appearance with a powder-like feel coat. As with any aniline leather, shade and grain variations are to be expected and appreciated. Vintage is a perfect leather selection for any leather enthusiast.

### **926900 Ultima (Finished)**

Ultima is a natural grain protected leather with a very subtle two-tone effect. The topcoat provides the leather with a beautiful smooth hand and a strong protection story, making this leather a perfect choice for busy family room applications. Ultima's thickness and tannage help the leather retain its' appearance with minimal elasticity.

### **927100 Natural (Aniline)**

Natural is a beautiful, buttery-soft leather with a gorgeous color pallet. With a subtle two-toned effect and a slightly plumper hand and grain structure, Natural will be perfect for a variation of style designs. As with any natural aniline leather, shade and grain variations are to be expected and appreciated.

### **927600 Florenza (Aniline)**

Florenza is an aniline leather with a natural grain, that is hand finished with an effect that is done by hand, making each hide a one of a kind. This hand applied effect gives the leather visual interest and depth, making Florenza attractive on a variety of styles and applications. The extensive milling at the end of the finishing process gives this leather a very soft and pleasant hand.

### **927700 Avery (Aniline)**

Avery is a distressed nubuk suede born leather with a luxurious feel and refined appearance. The tannery dresses the suede side of a hide with waxes and oils to offer a vintage inspired texture that will only be enhanced with wear. This leather will gain a rich patina over time and with use.

### **927800 Bexley (Aniline)**

Bexley is a distinctive nubuk leather favored for its lived-in charm and unique character. It has a captivating two-toned color effect which creates a vintage inspired appearance that will make each hide distinctive and unique.

### **927900 Preserve (Aniline)**

Preserve is an aniline leather which comes to life through touch and application. Designed on native New Zealand hides to showcase and celebrate the inherent beauty of nature; waxes and oils applied to the hides during the finishing process, create stunning pull-up, matte finish, and a

## LEATHER DESCRIPTIONS

soft drapery hand. This leather is made to look and feel like it's been around for generations.

### **928000 Clive (Aniline)**

Clive is an aniline leather and is made with a dual finish of oil and wax. This gives it a distinctive and drastic pull up. When upholstered, this leather produces a brilliant burst of color while maintaining a polished appearance and a delicate feel.

### **928100 Nature (Nubuck)**

Nature is a heavy weight nubuck leather with a thick full hand and tremendous depth. The aniline dyed hides are first tanned through in a time-consuming dying process, ensuring deep color penetration and saturation. The hides are then buffed to create the Nubuck effect to every hide. The touch of this leather is unparalleled, and its natural beauty and markings should be appreciated. The natural markings on each hide make every piece of furniture a one-of-a-kind masterpiece to be treasured for years to come. A rich patina will develop over time and with use. Shade, grain, and texture variations should be expected from hide to hide and within each hide as well.

### **928200 Kempton (Aniline)**

Kempton is made on full grain buffalo hides and features a striking pull-up effect due to the oils and waxes infused into the leather. The rich and transparent colors of Kempton will vary due to its' aniline nature, and the grain structure will showcase the variation the buffalo hides are known for. As with all anilines, Kempton will wear in over time and with use.

### **928300 Montana (Aniline)**

Montana is a natural grain aniline that will highlight natural markings, grain and color variation and beautiful transparency; all the qualities aniline leathers are known for. Color will vary from hide to hide and even within each hide due to the subtle variations in the way the waxes are absorbed into the hides. Montana will gain a rich patina over time and will fade when exposed to natural light.

### **928400 Extreme (Aniline)**

Extreme is the perfect name for this extremely reactive article. This leather is a wax pull-up with a very strong color migration when pulled tightly during upholstery, or even when sewn together across the seam. The infused oils move

away from any area of stress to give the leather the appearance of a true vintage leather. This true aniline leather will fade when placed in direct sunlight and will rapidly absorb body oils over time and with use. This leather will also exhibit a wide color variation from hide to hide and even within each hide. Panels sewn on each piece should be expected not to match, making each piece covered in Extreme, truly one of a kind.

### **928500 Bali (Aniline Plus)**

Bali is a monochromatic leather, with semi-aniline specifications with a true aniline feel. The talky hand emulates even the most natural of leathers, while the slight protective topcoat helps to offer a family friendly story. The monochromatic colors make Bali a perfect match for today's transitional styles

### **928700 Gran Sasso (Aniline)**

Gran Sasso is a refined aniline plus leather made on a heavyweight crust, giving this leather its' larger and varied grain structure. The extremely soft hand is provided by state-of-the-art tanning methods which adds to the transparency as well. Natural markings, grain variation, and healed scars should be expected and appreciated as a sign of authenticity.

### **928900 Dutton (Aniline Plus)**

The Dutton article celebrates natural beauty, highlighting each hide's unique markings and character. In Dutton, the variation is highlighted and embraced as a sign of individuality, making every piece this leather covers a true one of a kind. No two pieces will ever be the same, bringing raw elegance to any room it adorns. A special wax adds a slight bit of protection to this aniline plus article. Because the wax is transparent, this leather will fade when exposed to natural light.

### **929000 Waterloo (Aniline)**

Using the finest US raw material, Waterloo is a traditional pull-up leather made with oils and waxes. When tightly upholstered, the color will burst, highlighting those areas, making every item more striking. The oils and waxes provide transparency only appreciated in fine aniline leathers. This leather will patina over time and with use. Natural markings are also highlighted. Waterloo will fade when exposed to natural light.

### **929100 Elysian (Aniline)**

## LEATHER DESCRIPTIONS

Made for the true leather aficionado, Elysian is made by hand in North Carolina on the highest-grade US hides available. The hides are tanned and aniline dyed creating tremendous transparency as the base. The hides are then hand rubbed with additional, slightly contrasting aniline dyes, creating a subtle, perfectly paired two tone effect. This creates a luxurious softness and touch making this article perfect for the discerning consumer. A very slight top coat adds a light protective layer, but this leather is still a true aniline. It will fade when exposed to natural light, and gain patina over time and with use.

two tone is used to give the hides depth and transparency. A protective topcoat is then added to give this leather its' aniline plus specifications.

### **929200 Elite (Finished)**

This finished leather made on Brazilian hides is made on heavier weight hides to enhance the value. The state of the art tanning techniques used to make Elite create a leather with tremendous memory and very little elasticity, making the leather last for years while maintaining its' original shape and beauty. The smooth grain and matte finish make this leather perfect for today's transitional styling.

### **980008 Central Park (Finished)**

Central Park is a finished leather with a slight cloudy effect created by a subtle two-toned effect. Central Park is soft and perfect for any leather application as it has a protective finish coating. This leather arrives already pre-cut and sewn to certain styles. Please refer to the Married Cover grid in the price list for specific information.

### **980018 Gaucho (Finished)**

Gaucho is a heavier weight, natural leather that is milled to create the larger grain. The polished two-tone effect provides the leather with depth and visual interest. The protective top coat makes this finished leather perfect for any setting.

### **980019 Charlotte (Finished)**

This natural, mid-weight leather is slightly corrected to even out the grain and hide some imperfections, and to provide the beautifully soft hand. The slight tipping on the top of the grain gives this leather additional visual interest. A protective topcoat make this leather perfect for stationary and motion applications.

### **980020 Montebello (Aniline Plus)**

Montebello is a natural, flat grain leather with a matte finish, for today's transitional styling. Aniline dyes are used to color the hides, while a

## **MAINTENANCE & CARE TIPS FOR YOUR LEATHER OR FABRIC**

### **FINISHED LEATHERS**

Finished leathers are practical for active households. These types of leathers are finished to provide resistance to staining and offer overall color consistency within a hide. These leathers are less affected by the harmful rays of the sun. Compared to other leather types, Finished Leathers generally require much lower maintenance.

### **ANILINE-PLUS LEATHERS**

Aniline-plus leathers are quite simply aniline leathers PLUS a slight protective coating. This protective coating can be light pigmentation, staining, or a protective top-coat. These leathers offer the hand of an aniline while adding a slight coat of protection. These leathers are more affected by the harmful rays of the sun simply because they are not as heavily protected as finished leathers.

### **ANILINE LEATHERS**

Aniline leathers are the closest to a pure and natural form. These leathers are tanned and colored with transparent dyes exclusively. The transparent dying process allows you to see the rich color hues unique to each hide and shows off each hide's one of a kind grain pattern. The rarest of Aniline leathers reflect the unaltered full top grain of the surface and have a remarkable skin-like feeling. Aniline leathers can also be made to highlight effects such as wax or oil pull-up, pebble grains, sauvages or distressing.

### **NUBUK LEATHERS**

Nubuk leathers have the most varied and unique textures of all leathers. As soon as you sit down and feel the surface, you will know why people love Nubuk. These leathers are also dyed with transparent dyes, but the surface grain is machined with fine brushes to create the texture and famous Nubuk effect. It is almost like having a velvet leather. This effect gives the leather color depth and shading not found in any other type. Nubuk leathers can be made to create many different looks, from the most formal and refined to rugged casual.

### **GENERAL CARE TIPS FOR ALL TYPES OF LEATHERS**

- Try to maintain at least two feet between your furniture and heating sources.
- Avoid placing your furniture in direct sunlight. All materials will fade over time when placed in direct sunlight. Take extra precautions to safeguard Aniline and Nubuk leathers from sunlight.
- Like all items in your house, leather will accumulate dust. Vacuum on a weekly basis to keep the dust particles from settling in the grain of the leather.
- All leathers perform better when preventative maintenance is practiced. For specific cleaning information contact:

### **FABRIC CLEANING CODES & INSTRUCTIONS**

The following recommended cleaning codes are devised as the result of tests conducted by the fabric manufacturers and adhering to the methods requested by the Joint Industry Standards committee. They in no way intend to imply that we are in any way guaranteeing these fabrics or the cleanability thereof. Professional dry cleaning is recommended. To prevent overall soiling, frequent vacuuming or light brushing is recommended.

**S** Clean this fabric with pure solvents (Petroleum Distillate-based Products). Professional dry cleaning is recommended. CAUTION: Use of water-based or detergent-based solvent cleaners may cause excessive shrinking.

**W** Clean this fabric with water-based foam to remove overall soil. Many household cleaning agents are harmful to the color and life of a fabric.

**WS** Clean this fabric with water-based cleaning agents, foam, or pure solvents (Petroleum Distillate-based Products).

**DC** Clean this fabric by Professional Dry Cleaning only.

## Novelty Leather Program

**Novelty leathers consist of embossed patterned leathers (crocs, wood grain etc.) and hair-on-hide leathers and are used to "dress up" the furniture selections in combination with a plain leather or fabric. Novelty leathers should not be used all over on a chair/sofa unless prior approval is obtained. Novelty leather # must be entered as Primary Cover when placing your combination order.**

### Most common areas for novelty placement

Arm Panels on chairs/sofa

Outarms and/or Outbacks on chairs/sofas

Inback on tight back chairs

Front rail on chairs/sofas

Outwing in wing chairs/sofas

Bolster Pillows included with sofas/chairs

**Bolster or Pillow only (included with chair/sofa) = \$150 upcharge**

Choose your color (see list below) face side only/primary cover on backside

**Please note the placement of all HOH (Hair-on-Hide = 9725/9728) is limited to outside areas of tufted pieces. Novelty leathers can not be used for welt, a leather or fabric must be selected for this area.**

### Novelty Leather Selections (NV)

961500-88	"Chateau Sierra Walnut" Artistic Wood Grain (Chocolate)
961500-95	"Chateau Alaskan" Artistic Wood Grain (shades of gray w/metallic silver)
964400-89	"Rustic Croc" Tobacco ( Espresso/Saddle crocodile pattern)
964700-85	"Bayou Falcon Eye" (gray/chocolate/tan crocodile pattern)
964800-48	"Vallentina Blue Moon" (Navy/Amber floral embossed with distressing)
968700-97	"Hornback Silver Grey" (gray/silver crocodile embossed)
972500-83	Caramel Hair on Hide (Shading varies from hide to hide)
972500-85	Light Exotic Brindle Hair On Hide (Shading varies from hide to hide)
972500-87	Medium Exotic Brindle Hair On Hide (Shading varies from hide to hide)

### Novelty Premium Leather Selections (NVPR)

962000-95	Mini Snow Leopard (charcoal/brown on beige suede)
972500-84	Dark Champagne HOH (Shading varies from hide to hide)
972800-99	Solid Black HOH

**Photographs of our Novelty Leathers and Hair-on-Hide Products can be found on our website: [www.bradington-young.com](http://www.bradington-young.com) under the leather and information tab**