

# BY

BRADINGTON-YOUNG

A Hooker Furnishings Company

June 1, 2022  
Suggested Retail Price List

4040 10<sup>th</sup> Avenue Drive SW

Hickory, NC 28602

P: 276-656-3322

F: 1-800-388-2289

Orders: [byorders@hookerfurniture.com](mailto:byorders@hookerfurniture.com)

Customer Care: [by@hookerfurniture.com](mailto:by@hookerfurniture.com)

[www.bradington-young.com](http://www.bradington-young.com)

## Table of Contents

<b>Style/Name Reference Grid:</b>	Pages 1 - 2
<b>How to Write a Bradington-Young Order:</b>	Page 3
<b>Construction Story:</b>	Page 4
<b>Manufacturer's Warranty:</b>	Page 5
<b>COM Identification Form:</b>	Page 6
<b>COM Customer COC Form:</b>	Page 7
<b>Pillow/Special Pricing Grid:</b>	Pages 8 -10
<b>Recliner Description Page:</b>	Page 11
<b>Price Grid by Style:</b>	Pages 12 - 79
<b>Leather Manifest by Grade:</b>	Page 80
<b>Fabric Manifest - Numeric Sequence</b>	Pages 81 - 86
<b>Married Cover Pricing Grid / Sensible Seating:</b>	Pages 87 - 89
<b>BYX - Fast Ship Program:</b>	Pages 90 - 92
<b>Plaza Midwood Program:</b>	Pages 93 - 95
<b>Luxe For Living Program:</b>	Pages 96 - 100
<b>Luxury Motion Programs:</b>	Pages 101 - 105
<b>Sectional Seating by Design:</b>	Pages 106 - 108
<b>Collage Program:</b>	Page 109
<b>Leather Descriptions:</b>	Pages 110 - 113
<b>Leather/Fabric Care:</b>	Page 114
<b>Novetly Upcharge Grid:</b>	Pages 115 - 116

## Style/Name Reference Grid

Style Name	Style Number	Page Number	Style Name	Style Number	Page Number
Abbott	7003 Recliner	76	Cloud	6451ZG	76
Abernathy	1012 & OT	65	Davidson	534 Series	38-39
Alta	4104 Recliner	74	Davidson	4534 / 7534 & SG	75; 78
Amare	2059 Recliner	66	Discovery	962 Series	61-64
Amelia	730/733/738 Series	43-44	Eastwood	143-25EC	11
Amor	433-25&OT; -25SW	30	Ebony	148-25EC	12
Andre	301-25 SG	22	Eden	140-25EC	11
Ani	3032 / 7032 & SG	67; 77	Edward	145-25EC	11
Ansley	2053 Recliner	66	Elanora	142-25EC	11
Artemis	344-25SW	25	Emilio	141-25EC	11
Atticus	3026 / 7026 & SG	67; 76	Emma	146-25EC	12
Aurora	445-25	32	Evelyn	144-25EC	11
Bancroft	3001BY Recliner	66	Fair n Square	804, 805, 806, 807-SQ	50-51
Barcelo	7411 & SG	78	Galloway	3007 Recliner	67
Barker	478 Series, 3478	34; 71	Gallin	408-25 & OT	27
Barnabus	406 / 486 Series	26-27; 34-35	Griffin	439-25 & OT	31
Beth	303 Settee	22	Hanley	223 Series; 3223	18-21; 70
Beth	303-25SW	22	Hannah	7004 Recliner	76
Blair	302-25SW	22	Haskins	5007 Recliner	75
Broderick	4003 Recliner	72	Hawkins	438-25 & OT / SW	30-31
Caroline	510 Series; 4510	36; 75	Henley	3076 / 7076 & SG	68; 77
Carrado	780 Series	49-50	Hobson	5005 Recliner	75
Charlotte	3080 Recliner	68	Hoff	880 Series	57
Chippendale	4114 Recliner	74	Hughes	4020 Recliner	73
Christina	319 Series	24	Huss	3020 Recliner	67
Christopher	318 Series/ 3318	23-24; 71	Imagine	960 Series	61-64
Celestial	6452ZG	76	Isabella	3740	72

Style Name	Style Number	Page Number	Style Name	Style Number	Page Number
Jaden	517/587 Series	37; 40-41	Presidential	4128 / 4130-BY	74
Jaxon	321-25 SW	25	Raina	1015 & OT	65
Justine	2050 Recliner	66	Raiden	204 Group	13-18
Kacey	3101-LG / 3101-SW/-OT	69	Randleman	229 Series; 3229	18-21; 70
Kane	413 / 418 Series	28-29	Raven	969 Series	61-64
Kara	3084,7084 & SG	68; 77	Raylen	604 Series	42
Kipton	3033 Recliner	67	Raymond	201 Group	13-18
Kirby	463-25 & OTT	33	Rects	804,805,806,807-REC	50-52
Lancaster	3410 Recliner	71	Rects XL	808, 809-RECL	52
Lavendar	693/694-85 Settee	42	Reddish	579 Series	40
Layna	518 Series; 3518	38; 72	Reddish	3079 / 7079/SG	68; 77
Lex	441-25 & OT	31	Reece	202 Group	13-18
Liam	328-25/OT/SW	25	Revelin	203 Group	13-18
Liam	3328	71	Richardson	866 Series; 4866	52-53; 75
Luna	316-25 SW	23	Robinson	206 Group	13-18
Madison	770 Series; 3770/7770	45-49; 72; 78	Rodney	549 Series	39
Madison	870 Series	53-57	Roen	411-25-SW, 411-OT/SW	27-28
Mallory	774 Series; 3774/7774	45-49; 72; 78	Roswell	3322 Recliner	71
Mallory	874 Series	53-57	Ryder	8010 Lift Chair	79
Manning	773 Series; 3773/7773	45-49; 72; 78	Samuel	4103 / 7103 & SG	74; 77
Manning	873 Series	53-57	Satchel	3257 / 7257 & SG	70; 78
Marietta	340-25 SW/SG	25	Schaumburg	4009 Recliner	73
Marleigh	772 Series; 3772/7772	45-49; 72; 78	Sky	6450ZG	76
Marleigh	872 Series	53-57	Sterling	221 Series; 3221	18-21; 70
Mary	3068 Recliner	67	Taraval	400-25 & OT	26
Mauney	4029 Recliner	73	Thomas	3156 / 7156 & SG	70; 78
Maverick	1048 & OT	66	Thompson	695 Settee	43
Maxwell	4115 Recliner	74	Timber	3547	72
Mayes	3216 Recliner	70	Vincent	423-25 & OT	29
Melville	771 Series; 3771/7771	45-49; 72; 78	Walsh	4043 Recliner	73
Melville	871 Series	53-57	Warner	220 Series; 3220	18-21; 70
Memphis	3100-LG / 3100-SW/-OT	68-69	Weiss	513 Series; 3513	36-37; 71
Miller	4040 Recliner	73	Wellmon	425 Series	29-30
Newman	916 Series	57-61	Well-Rounded	804, 805, 806, 807-RD	50-51
Nicoletta	968 Series	61-64	West Haven	759 Series	44-45
Noah	477 Group	33	Whitaker	920 Series	57-61
Norman	7101 & SG	77	William	4068 Recliner	73
Oliver	448 Series	32	Yorba	508 Series	35
Paige	309-25/OT/SW	22-23	Yorba	4508-BY / 7508 & SG	75; 78
Paige	3309	70	Zion	600 Series; 3600	41; 72
Paris	985 Series	64-65			
Phoenix	3102-LG / 3102-SW/-OT	69-70			

# HOW TO WRITE A BRADINGTON-YOUNG ORDER

**1 CONDITIONS OF SALE:** Merchandise is manufactured to customer's specifications **CANCELLATIONS WILL NOT BE ACCEPTED AFTER A STYLE(LINE-ITEM) ON AN ORDER IS SCHEDULED FOR PRODUCTION!** Prices, Dimensions and Manufacturing Specifications are subject to change without notice.

**2 TERMS:** Our standard terms are Net 30, unless otherwise specified.

**3 CALIFORNIA TB117-2013 FLAMMABILITY CODE:** All styles meet California TB117-2013 Flammability Code

**4 ORDER INFORMATION REQUIRED:** The following information should be included with any order to avoid delays in processing and to insure that you receive what you wanted:

- |   |  |
|---|--|
| * <b>Dealer Name</b>                                | * <b>Description</b>   |
| * <b>Dealer Billing Address</b>                     | * <b>Cover Number (xxxx-xx)/Numbers (combo)</b>                  |
| * <b>Dealer Ship to Address</b>                     | * <b>Finish choice</b>   |
| * <b>Any Special Instructions including routing</b> | * <b>Nail choice (if available)</b>                              |
| * <b>Quantity</b>                                   | * <b>Any other options requested</b>                             |
| * <b>Style Number</b>                               | (Sectional Seating by design pieces require 2 specified options) |

\* **Orders:** Our orders are entered by style numbers, not names. We make every effort to proof all orders for errors but we request that you carefully review your order acknowledgement for accuracy.

You may send your order via email to: [byorders@hookerfurniture.com](mailto:byorders@hookerfurniture.com)

**5 BRADINGTON-YOUNG WOOD FINISHES:** Below is a list of our available wood finishes.

- \* **American Honey (AH)** Organic feel enriched by a warm, honey-toned coloration
- \* **Casablanca (CB)** Deep rich brown with flyspecks and hand distressing.
- \* **Cobblestone (CO)** Deep rich taupe/brown in color accented by medium dry brushing and distressing.
- \* **Dockside (DS)** Warm taupe tones accented with distressing. Two coats of sheen lacquer glazed and brushed.
- \* **Espresso (ES)** Umber in color with no specks or hand distressing.
- \* **Mahogany (MH)** One coat of dark brown stain.
- \* **New Classiques (NC)** Medium Brown in color with dark light highlights and light flyspecks.
- \* **Plantation (PL)** Deep rich brown in color. No distressing or flyspecks.
- \* **Satin Black (SB)** One coat of black enamel.
- \* **Stone (ST)** Warm gray tones accented by dry hand brushing.

Any order received without a specified finish will be produced in our standard finish: (Mahogany) unless the standard for that style is listed otherwise.

**6 BRADINGTON-YOUNG DECORATIVE NAIL FINISHES:** Below is a list of our available nail finishes.

All of our nails are available in 4 sizes. Any deviation from the standard size for each style will result in an upcharge.

- |                              |                        |
|------------------------------|------------------------|
| * <b>Antique (AN)</b>        | * <b>Nickel (NI)</b>   |
| * <b>French Natural (FN)</b> | * <b>Old Gold (OG)</b> |
| * <b>Gunmetal (GM)</b>       | * <b>Pewter (PN)</b>   |
| * <b>Natural (BN)</b>        |                        |



15/16"                      7/8"                      5/8"                      7/16"

Any order received without a specified nail finish will be produced in our standard nail finish: Natural unless the standard nail finish for that style is listed otherwise.

A change in size from the standard nail for any given style will require an upcharge per piece unless that style cannot be produced with an alternate size nail.

Please refer to our website: [www.bradington-young.com](http://www.bradington-young.com) for a color reference of our wood and decorative nail finishes

## CONSTRUCTION STORY INSIDE AND OUTSIDE

**FRAME:** Multi-ply, 7/8" engineered laminated hardwood frames are precision machined for an exact fit. Mortise and Tenon joints are reinforced with cross-banding to create frames with superior dimensional stability.

**SEAT DECK:** Motion styles utilize a rigid bar spring unit that evenly distributes the weight load offering unparalleled seating comfort for our reclining chairs. Stationary styles employ double-cone coil springs that are eight-way hand tied and then secured to polypropylene webbing that is reinforced with steel banded grids for additional support.

**SEAT CUSHIONS:** Standard seat cushioning is style specific and consists of one of three offerings:

**HR FOAM:** A high resilient (HR) polyurethane core cut to boxing size and wrapped in a layer of polyester fiber. The fiber-wrapped core is then topped with a channeled envelope generously filled with virgin polyester fibers encased in a down-proof muslin ticking providing a slow release of air for the occupant.

**PREMIER DOWN:** These cushions are constructed from a two-tier foam foundation. The bottom layer is firm for lasting support and the top layer is soft for sink-in comfort. The cushions are then wrapped in a down proof ticking filled with a generous blend of down, feathers and fibers. This cushion is designed to relax and "puddle" for a luxurious, lived-in look that complements our more casually styled offerings.

**SPRING DOWN:** Cushions consist of a 4 1/2" MARSHALL coil unit encased in premium foam. The cushion is then wrapped with a low-melt fiber on top and bottom. The Spring Down cushion is then surrounded by a down-proof ticking filled with a luxurious blend of down, feathers and fibers. This cushion is designed to provide superior comfort combined with great resiliency.

**BACK AND HEAD PILLOWS:** Filled with 100% virgin polyester fibers enclosed in a special ticking designed to provide pillow-soft comfort.

**RECLINING MECHANISMS:** Heavy gauge, high tensile strength steel is used to create mechanisms that provide years of trouble-free operation. Our mechanisms are secured to the frames using a welded steel chassis assembly for superior strength and stability. All reclining styles and certain comfort loungers are also available with a motorized (power) option (excluding certain comfort loungers and swivel gliders). Standard Power on these styles will use a Power Button (PB). Battery Pack option for all Power Recliner Mechanisms uses a Power Battery Pack Button (BB). **All Wall-Hugger styles (7000 Series), Comfort Loungers and Varitilts** (non-power) have an inside mechanism release located between the seat deck and the inside arm. For Wallhugger and Swivel Glider recliners, a new Outside release option is now available.

**INTERIOR FILLING:** Pattern cut urethane foam is padded with polyester fibers for increased comfort, loft, resilience and shape retention.

**OUTSIDE PADDING:** For quality tailoring and durability, the outsides of our offerings are padded with strong bonded fibers.

### STANDARD MATTRESS

The manufacturer's standard mattress (-79) is a queen size (60" X 72") featuring 6-inch innerspring coils, 13 across and 10 length-wise, for a total of 130 coils. The mattress is 5 1/2" thick and features the finest materials standard in the furniture industry today. See individual styles for pricing.

### AIR DREAM MATTRESS

The manufacturer's air dream ultra-mattress (-69) is a queen size (60" x 72") featuring a 6" Air bladder and a total of 276 coils. The mattress is 10" fully inflated, 5" deflated and features the finest materials standard in the furniture industry today.

### FIRE RETARDANCE

We are following the studied recommendations of the TB117-2013 in engineering our materials so that we can reduce the possible ignition of a burning cigarette. **Care needs to be exerted by all in order to prevent needless fires.**

**Dimensions** for each style are listed in the body of the price list grid. Please note these dimensions are approximate and may vary up to 2 inches because each style is handmade.

## MANUFACTURER'S WARRANTY

**RECLINING MECHANISMS AND SPRINGS:** Bradington-Young warrants to you, the original retail purchaser, protection against defective materials or workmanship for a period of five (5) years from the original date of purchase, based on reasonable use. Bradington-Young will, at its discretion, repair or replace the part of the mechanism that is defective. After the first year of use, the mechanism warranty covers replacement parts only and does not cover any associated labor or shipping costs.

**FRAME PARTS:** Bradington-Young warrants to you, the original retail purchaser, protection against materials or workmanship for the useful life of the product, as long as it remains upholstered in the original covering and is used under normal conditions. Bradington-Young will, at its discretion, repair or replace the part that is defective. After the first year of use, the frame warranty covers replacement parts only and does not cover any associated labor or shipping costs.

**FILLING MATERIALS:** Bradington-Young warrants to you, the original retail purchaser, protection against defective materials or workmanship of the inside back filler, padding and other filling materials for a period of one (1) year from the date of original retail purchase. Compression of filling materials with use is normal and should not be considered loss of resiliency.

**CUSHION CORES:** Bradington-Young warrants to you, the original retail purchaser, protection against abnormal loss of resiliency for the useful life of the product, as long as it remains upholstered in the original covering and is used under normal conditions. Some softening and flattening of the foam core and fiber/feather wraps should be expected and will not be considered defective. After the first year of use, the cushion core warranty covers replacement cores only and does not cover any associated labor or shipping costs.

**POWER RECLINE:** Bradington-Young warrants to you, the original retail purchaser, protection against a defective power recline mechanism for a period of (3) years from the date of original retail purchase. Bradington-Young will, at its discretion, repair or replace the part of the mechanism that is defective. After the first year of use, the mechanism warranty only covers replacement parts and does not cover any associated labor or shipping costs. Please understand that Bradington-Young will invoice you for the new parts but will be glad to credit you for the old parts if returned within 30 days.

**BATTERY PACK (POWER RECLINER OPTION):** Bradington-Young warrants to you, the original retail purchaser, protection against a defective battery pack associated with the power recliner option for a period of one (1) year from the original date of purchase. The mechanism warranty only covers replacement parts and does not cover any associated labor or shipping costs. Battery pack cycle will vary based on use and the use of the USB for devices. Battery packs recharge in 8 hours and can retro-fit to past motors and control boxes (cable needed). More battery pack information can be found on our website, [www.bradington-young.com](http://www.bradington-young.com).

**CLAIMS:** To make a claim under this Warranty, contact the dealer from whom the product was purchased with your dated proof of purchase. If the dealer finds return to the factory to be necessary, repair or replacement of defective parts will be made through the dealer during the first year at no cost to the customer, except for the cost of packing and shipping to and from the factory. **After the first year of purchase, the above warranty covers REPLACEMENT PARTS ONLY and does not cover labor or shipping costs of parts. After the first three years, the mechanism must be returned to Bradington-Young in order to take advantage of the Warranty.**

**WARRANTY LIMITATIONS:** This warranty does **NOT** include:

- The wearing quality, durability, and color fastness of **FABRICS OR LEATHERS**.
- Any condition resulting from incorrect or inadequate maintenance, cleaning or care.
- Any condition resulting from other than ordinary residential wear, or from any use for which the product was not designed.
- Bradington-Young is **NOT** responsible for fading or discoloration of leather due to sunlight (direct or indirect) or body oils.
- Bradington-Young is **NOT** responsible for pickup and delivery charges for local repairs or inspections under the above warranty.
- Any condition resulting from the use of an aftermarket cleaning/conditioning product.

Bradington-Young's obligation under this Warranty is limited to repair or replacement in accordance with the terms of this warranty. There are no warranties, either expressed or implied, offered by Bradington-Young other than those herein described. Coverage under this Warranty does not include incidental or consequential damages other than the coverage described above. Some states do not allow limitation on how long an implied warranty lasts or the exclusion or limitation of incidental or consequential damages, so the above limitations or exclusions may not apply to you. This warranty gives you specific legal rights, and you may also have other rights, which vary from state to state. Any questions concerning the product or this Warranty should be addressed to Bradington-Young Attn: Director of Customer Service; 4040 10<sup>th</sup> Ave DR SW, Hickory, NC 28603.

To avoid problems, written authorization from the factory is needed before the return of merchandise for any reason. All inquiries should be sent to the following address: **Bradington-Young, Attention: Parts & Service, 4040 10<sup>th</sup> Ave DR SW, Hickory, NC 28603. Phone: 276-656-3322 and Fax: 1-800-388-2289 or email us at: [by@hookerfurniture.com](mailto:by@hookerfurniture.com).** Authorization for local repairs of goods manufactured by Bradington-Young must be obtained from the Bradington-Young Parts & Service department, prior to repairs.

# BY

BRADINGTON-YOUNG

## COM Identification Form

\*COM orders will not be acknowledged until our office receives this completed form or a COM waiver form in its place.

Customer Order #: \_\_\_\_\_

Dealer Name: \_\_\_\_\_

Dealer Address: \_\_\_\_\_

\_\_\_\_\_

\_\_\_\_\_

Tag For: \_\_\_\_\_

Fabric Source: \_\_\_\_\_  
(Shipping From)

Product Style #'s: \_\_\_\_\_

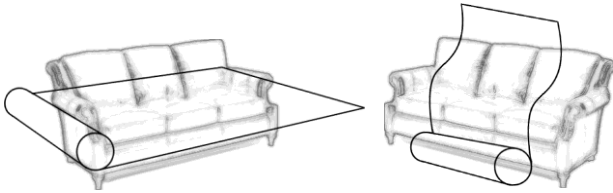
Contact Person: \_\_\_\_\_

Phone #: (\_\_\_\_) \_\_\_\_\_ - \_\_\_\_\_



Attach swatch facing "Right Side Up" and in correct direction for application (top to bottom).

### Fabric Application



Railroad "Across the roll" (Circle One) Non-Railroad "Up the roll"

If the swatch attached does not comply with the "Fabric Application" noted to the left, we will proceed with production according to the direction of the attached swatch.



Attach application instructions.

Same Fabric All Over? \_\_\_\_\_

If using more than one fabric, please complete special instructions section. This information should spell out in detail which pillows to contrast, cording and fringe applications, etc. Use back of this page and / or an additional page, if necessary. Pictures or drawings are welcomed. If you would like us to use our own discretion in cutting, please sign below and faxback.

Primary Yardage Shipped: \_\_\_\_\_

Contrasting Yardage Shipped: \_\_\_\_\_

Cord, Fringe, Bullion Shipped: \_\_\_\_\_

# of Tassels Shipped: \_\_\_\_\_

**NOTE:** If desired, a request for the return of excess yardage must accompany this order. Yes, Please return  excess yardage.

If Backing is required for COM fabric, there will be an additional \$125.00 charge per roll for this service. We will obtain dealer's consent before proceeding with the backing process.

Signature \_\_\_\_\_ Date \_\_\_\_\_

### SPECIAL INSTRUCTIONS

\_\_\_\_\_  
\_\_\_\_\_  
\_\_\_\_\_

# HOOKER<sup>®</sup>

— FURNITURE —

**SAM MOORE**<sup>™</sup>  
a division of HOOKER FURNITURE  
America's Chairmaker for Over 70 Years

**BRADINGTON  
YOUNG**

## Certificate of Compliance (COC) Customer's-Own-Material (COM) Orders for California Required for each COM order unless we have a Permanent COC on file<sup>(A)</sup>

Reference Order# \_\_\_\_\_ Date \_\_\_\_\_

I, (name) \_\_\_\_\_ an officer at (Company name) \_\_\_\_\_ certify that this COM order **Is Not** being produced for a dealer, business, or consumer in California?

Signature \_\_\_\_\_ Corp Title \_\_\_\_\_ Date \_\_\_\_\_

If the answer "Is Not" for California, then return this form completed with the information above with your COM order. There is no further action required.

If the answer "IS" for a dealer, business, or consumer in California, then the following certification must be completed and returned.

In recent years, there has been increasing concern by some scientists and consumers about the use of flame retardant chemicals. Until more research can be done to show the benefits and safety from these chemicals, Hooker Furniture has chosen to avoid materials with these chemicals. As a requirement of California's laws governing TB117-2013, SB1019, and Upholstery Law Licenses, we must have documentation supporting that no added flame retardants were added to your COM materials for the order referenced above. There is an option available for COM materials that were obtained in such a way to not know if added flame retardant chemicals were used.<sup>(B)</sup> Please complete and return the following:

I, (name) \_\_\_\_\_ an officer at (Company name) \_\_\_\_\_ certify that the Customer Owned Materials (COM) supplied to Hooker Furniture Corporation, its divisions and/or subsidiaries (hereinafter collectively referred to as "Hooker Furniture") by our Company for the order referenced above either  does not contain added flame retardant chemicals or  it is not known if the COM material has flame retardant chemicals? **(Check one box)**

I also certify that the COM fabric/leather has  PASSED or  FAILED<sup>(C)</sup> section 1 of California TB117-2013, or the  test results are not known<sup>(D)</sup> **(Check one box)**. I further agree that our company (the Indemnitor) agree(s) to indemnify and hold harmless Hooker Furniture and their officers, employees, and agents (Indemnitees) from any and all claims, liabilities, demands, suits, causes of actions or proceedings of any kind or nature, losses or damages including attorneys' fees and costs of defense, that may result from any Customer Owned Materials (COM) supplied directly from or on behalf of our business or client(s).

Signature \_\_\_\_\_ Corp Title \_\_\_\_\_ Date \_\_\_\_\_

A) Contact Customer Relations or your Account Representative for more information about Permanent COC options.





















B) California requires the TB117-2013 label to show contain added flame retardant chemicals without documentation to show no added flame retardant chemicals were used in the COM materials.

C) Fabrics/leathers that fail TB117-2013 Section 1 will require additional charges - Contact Customer Relations

D) 3<sup>rd</sup> party testing lab charges and added time will be required when TB117-2013 section 1 test results are not known.



## Toss Pillows Price Grid

							
ITEM NUMBER: DESCRIPTION:	150-16 16" SQUARE PILLOW WITH SELF-WELT  Measured corner to corner	150-18 18" SQUARE PILLOW WITH SELF-WELT  Measured corner to corner	150-20 20" SQUARE PILLOW WITH SELF-WELT  Measured corner to corner	150-22 22" SQUARE PILLOW WITH SELF-WELT  Measured corner to corner	150-24 24" SQUARE PILLOW WITH SELF-WELT  Measured corner to corner	150-26 26" SQUARE PILLOW WITH SELF-WELT  Measured corner to corner	151-16 16" SQUARE PILLOW WITH DOUBLE- NEEDLE STITCHING  Measured corner to corner
STANDARD FILL:	BLENDOWN 95% Feather/5% Down	BLENDOWN 95% Feather/5% Down	BLENDOWN 95% Feather/5% Down	BLENDOWN 95% Feather/5% Down	BLENDOWN 95% Feather/5% Down	BLENDOWN 95% Feather/5% Down	BLENDOWN 95% Feather/5% Down
FRINGE UPCHARGE (COM ONLY):	\$45	\$45	\$45	\$45	\$45	\$45	N/A
CONTRASTING WELT OPTION:	YES	YES	YES	YES	YES	YES	N/A
CONTRASTING FABRIC WELT:	\$30	\$30	\$30	\$30	\$30	\$30	NO
CONTRASTING LEATHER WELT:	\$60	\$60	\$60	\$60	\$60	\$60	N/A
FABRIC GRADE I / COM / II & FABRIC GRADE III	\$129	\$139	\$149	\$159	\$169	\$182	\$129
FABRIC GRADE IV, V, & VI	\$162	\$172	\$185	\$195	\$205	\$215	\$162
LEATHER (ANY GRADE)	\$231	\$241	\$258	\$278	\$294	\$311	\$231
							
ITEM NUMBER: DESCRIPTION:	151-18 18" SQUARE PILLOW WITH DOUBLE- NEEDLE STITCHING  Measured corner to corner	151-20 20" SQUARE PILLOW WITH DOUBLE- NEEDLE STITCHING  Measured corner to corner	151-22 22" SQUARE PILLOW WITH DOUBLE- NEEDLE STITCHING  Measured corner to corner	151-24 24" SQUARE PILLOW WITH DOUBLE- NEEDLE STITCHING  Measured corner to corner	151-26 26" SQUARE PILLOW WITH DOUBLE- NEEDLE STITCHING  Measured corner to corner	152-16 16" SQUARE PILLOW WITH FLANGE  Measured corner to corner	152-18 18" SQUARE PILLOW WITH FLANGE  Measured corner to corner
STANDARD FILL:	BLENDOWN 95% Feather/5% Down	BLENDOWN 95% Feather/5% Down	BLENDOWN 95% Feather/5% Down	BLENDOWN 95% Feather/5% Down	BLENDOWN 95% Feather/5% Down	BLENDOWN 95% Feather/5% Down	BLENDOWN 95% Feather/5% Down
FRINGE UPCHARGE (COM ONLY):	N/A	N/A	N/A	N/A	N/A	N/A	N/A
CONTRASTING WELT OPTION:	N/A	NO	NO	NO	NO	NO	NO
CONTRASTING FABRIC WELT:	NO	N/A	N/A	N/A	N/A	N/A	N/A
CONTRASTING LEATHER WELT:	N/A	N/A	N/A	N/A	N/A	N/A	N/A
FABRIC GRADE I / COM / II & FABRIC GRADE III	\$139	\$149	\$159	\$169	\$182	\$129	\$139
FABRIC GRADE IV, V, & VI	\$172	\$185	\$195	\$205	\$215	\$162	\$172
LEATHER (ANY GRADE)	\$241	\$258	\$278	\$294	\$311	\$231	\$241
							
ITEM NUMBER: DESCRIPTION:	152-20 20" SQUARE PILLOW WITH FLANGE  Measured corner to corner	152-22 22" SQUARE PILLOW WITH FLANGE  Measured corner to corner	152-24 24" SQUARE PILLOW WITH FLANGE  Measured corner to corner	152-26 26" SQUARE PILLOW WITH FLANGE  Measured corner to corner	153-08 8 X 18 RECTANGULAR WITH SELF-WELT	153-10 10 X 20 RECTANGULAR WITH SELF-WELT	
STANDARD FILL:	BLENDOWN 95% Feather/5% Down	BLENDOWN 95% Feather/5% Down	BLENDOWN 95% Feather/5% Down	BLENDOWN 95% Feather/5% Down	BLENDOWN 95% Feather/5% Down	BLENDOWN 95% Feather/5% Down	
FRINGE UPCHARGE (COM ONLY):	N/A	N/A	N/A	N/A	\$45	\$45	
CONTRASTING WELT OPTION:	NO	NO	NO	NO	YES	YES	
CONTRASTING FABRIC WELT:	N/A	N/A	N/A	N/A	\$30	\$30	
CONTRASTING LEATHER WELT:	N/A	N/A	N/A	N/A	\$60	\$60	
FABRIC GRADE I / COM / II & FABRIC GRADE III	\$149	\$159	\$169	\$182	\$139	\$159	
FABRIC GRADE IV, V, & VI	\$185	\$195	\$205	\$215	\$172	\$195	
LEATHER (ANY GRADE)	\$258	\$278	\$294	\$311	\$225	\$258	

### Toss Pillows Price Grid (Continued...)

ITEM NUMBER: DESCRIPTION:	153-12 12x20 RECTANGULAR LEATHER/FABRIC COMBINATION	154-20 20" SQUARE PILLOW BORDERED LEATHER FABRIC COMBINATION	<b>Novelty / HOH Pillow</b>  <b>ANY SIZE</b>	<b>ARM COVERS</b>  <b>17 X 17</b>	<b>HEADREST COVER</b>  <b>17 X 17</b>		
STANDARD FILL:	BLENDOWN 95% Feather/5% Down	BLENDOWN 95% Feather/5% Down	BLENDOWN 95% Feather/5% Down	N/A	N/A		
FRINGE UPCHARGE (COM ONLY):	N/A	N/A	N/A	N/A	N/A		
CONTRASTING WELT OPTION:	YES	YES	<b>REQUIRED</b>	NO	NO		
CONTRASTING FABRIC WELT:	N/A	N/A	Must choose Fabric or Leather Contrasting Welt; Novelty/HOH Novelty/HOH will only be applied to one side of the pillow; will not breathe with both sides. Choice on backside cover.	CUT FROM RANDOM PLACEMENT IN FABRIC	CUT FROM RANDOM PLACEMENT IN FABRIC		
CONTRASTING LEATHER WELT:	N/A	N/A					
FABRIC GRADE I / COM / II & FABRIC GRADE III	Choice of any grade Fabric and leather. Placement must remain the same.	Choice of any grade Fabric and leather. Placement must remain the same.		\$150 PER PAIR	\$75		
FABRIC GRADE IV, V, & VI							
LEATHER (ANY GRADE)	\$248	\$248	<b>NV - \$429 NVPR - \$495</b>	\$240 PER PAIR	\$120		

### SPECIAL PRICING INFORMATION

#### FABRIC CUT YARDAGE:

FABRIC GRADES	I	II	III	IV	V	VI
<b>Cut Yardage (Per Yard)</b>	\$63	\$93	\$123	\$152	\$182	\$212

#### LEATHER BY THE SQUARE FOOT:

LEATHER GRADES	Grade 1	Grade 2	Grade 3	Grade 4	Novelty	Novelty Premium
<b>Sold by the Hide Only (Per SF)</b>	\$24.75	\$28.25	\$34.75	\$41.25	\$49.50	\$57.75

#### CONTRASTING WELT UPCHARGE GRID:

##### CONTRASTING WELT OPTION ON ALL PIECES

NOTE: Inverted welt out of same leather - no charge.

ITEM	FABRIC	LEATHER
SOFA/SLEEPER	\$120	\$375
LOVESEAT/ WEDGE/CHAISE	\$105	\$300
CHAIR/ ARMLESS/RECLINER	\$90	\$225
OTTOMAN	\$90	\$180

#### Upcharge to Finish Sectional Pieces to Stand Alone

Sectional Pieces that are built to hook up to other Sectional Pieces are not completely finished to stand alone.  
To do so will add a \$225 upcharge.

#### NON-STANDARD CUSHION CHANGE UPCHARGE GRID:

ITEM	Charge
SOFA/SLEEPER	\$225
LOVESEAT/ WEDGE/CHAISE	\$150
CHAIR/ ARMLESS/RECLINER	\$75

\*\*Any change from non-standard cushion will result in these charges\*\*

#### Decorative / Cocktail Ottoman Contrasting Border Upcharge

Contrasting Border in Fabric: \$300 upcharge  
Contrasting Border in Leather: \$450 upcharge  
Contrasting Border in Novelty/Novelty Premium Leather: See Novelty Pricing in Pricing Grid

**POWER RECLINE OPTIONS:**

<p><b>Recliners (some are standard with PB....see grid for details)</b></p> <p>Power Button (PB) \$300</p> <p>Power Button with Battery Pack (BB)...if PB is Standard \$300</p> <p>Power Button with Battery Pack (BB)... if PB is not standard \$600</p>	<p><b>Luxury Motion/Luxe For Living (per motorized unit)</b></p> <p>Power Button with Lumbar (PBL) \$150</p> <p>Power Button with Battery Pack (BB) \$300</p> <p>Power Button with Battery and Lumbar (BBL) \$450</p>
<p><b>Luxury Tilts (Standard with Power Button....PB)</b></p> <p>Power Button with Battery Pack (BB) \$300</p>	<p><b>Battery Pack:</b></p> <p>Battery Pack: \$300</p>

**Soft Touch Power Button**



**Actual size: 2 5/8" x 1 1/4"**

**Power Headrest Power**



Photo of Power Headrest Power Button featuring buttons for operation of footrests and headrests. Also features memory and on/off USB switch

**Actual size: 3 1/4" x 2"**

**Power Headrest Power w/ Lumbar**



Photo of Power Headrest Power Button featuring toggles for footrests, headrests, & lumbar. Also features memory and on/off USB switch

**Actual size: 3 3/4" x 2 1/4"**



**Wall-mount Transformer**

Included with PB upcharge.  
(additional cord pictured is to be used along with the transformer for additional plug-in length)



**Battery Pack**

Included with wall-mount transformer pictured above with BB upcharge

## Choose a Recliner series & customize for the "Best Seat in the House"

### 2000 #'s: Low Leg Recliner Series

Simply push on the arms to recline. Consider upgrading to Power recline (upcharge applies) with the soft-touch power button (linked to transformer that plugs in the wall) or with the battery pack option (additional upcharge applies). This recliner series needs 14" to 17" away from wall for full recline.



### 3000/4000/5000 #'s: 3-way Recliner Series

Simply push on the arms to recline. Consider upgrading to Power recline (upcharge applies) with the soft-touch power button (linked to transformer that plugs in the wall) or 5 button switch for recliners with power headrest. Power recline also available with a battery pack (additional upcharge applies). This recliner series needs 14" to 19" away from wall for full recline. Recliners with a hi-leg feature an extra small footrest, making this more ideal for taller people.



6000 #'s: Defy Gravity Series (Zero Gravity) This recliner series is standard with power (soft-touch power button) to allow any position for extreme comfort (linked to transformer that plugs in the wall). Consider upgrading to the battery pack option (upcharge applies). This recliner series needs 6" to 8" away from wall for full recline.



### 7000 #'s: Wallhugger/Swivel Glider Series

The wallhugger series uses one of two "release" options to recline (Outside lever or Inside Handle). Consider upgrading to Power recline (upcharge applies) to the soft-touch power button (linked to transformer that plugs in the wall) or 5 button switch for recliners with power headrests. Power recline also available with a battery pack (additional upcharge applies). Also consider upgrading to the Swivel Glide Recline option (upcharge applies, can also be upgraded to power) Wallhugger series needs 4" away from wall for full recline while the Swivel Glider series needs 12" to 14" .



ITEM NUMBER:	140-25EC EDEN	141-25EC EMILIO	142-25EC ELANORA	143-25EC EASTWOOD	144-25EC EVELYN	145-25EC EDWARD
DESCRIPTION:	HOME OFFICE SWIVEL TILT CHAIR	HOME OFFICE SWIVEL TILT CHAIR	HOME OFFICE SWIVEL TILT CHAIR	HOME OFFICE SWIVEL TILT CHAIR	HOME OFFICE SWIVEL TILT CHAIR	HOME OFFICE SWIVEL TILT CHAIR
PROGRAM:	HOME OFFICE	HOME OFFICE	HOME OFFICE	HOME OFFICE	HOME OFFICE	HOME OFFICE
STANDARD FINISH:	BLACK BASE	BLACK BASE	BLACK BASE	BLACK BASE	BLACK BASE	BLACK BASE
SEE PG 3 FOR A COMPLETE LIST OF AVAIL FINISHES	OPT-CHOICE OF BASE PEWTER, GUN METAL, OR CHAMPAGNE -\$150 WOOD BASE - \$225	OPT-CHOICE OF BASE PEWTER, GUN METAL, OR CHAMPAGNE -\$150 WOOD BASE - \$225	OPT-CHOICE OF BASE PEWTER, GUN METAL, OR CHAMPAGNE -\$150 WOOD BASE - \$225	OPT-CHOICE OF BASE PEWTER, GUN METAL, OR CHAMPAGNE -\$150 WOOD BASE - \$225	OPT-CHOICE OF BASE PEWTER, GUN METAL, OR CHAMPAGNE -\$150 WOOD BASE - \$225	OPT-CHOICE OF BASE PEWTER, GUN METAL, OR CHAMPAGNE -\$150 WOOD BASE - \$225
STANDARD CUSHION: ADDITIONAL CUSHION OPTIONS:	HR FOAM N/A	HR FOAM N/A	HR FOAM N/A	HR FOAM N/A	HR FOAM N/A	HR FOAM N/A
PILLOW TYPE:	TIGHT BACK	TIGHT BACK	TUFTED	SEMI-ATTACHED	SPLIT BACK	TIGHT BACK
SPECIAL PROGRAM OPTIONS:	CASTER OPTION AVAILABLE ON WOOD BASES ONLY - ANTIQUE BRASS OR GUN METAL	CASTER OPTION AVAILABLE ON WOOD BASES ONLY - ANTIQUE BRASS OR GUN METAL	CASTER OPTION AVAILABLE ON WOOD BASES ONLY - ANTIQUE BRASS OR GUN METAL	CASTER OPTION AVAILABLE ON WOOD BASES ONLY - ANTIQUE BRASS OR GUN METAL	CASTER OPTION AVAILABLE ON WOOD BASES ONLY - ANTIQUE BRASS OR GUN METAL	CASTER OPTION AVAILABLE ON WOOD BASES ONLY - ANTIQUE BRASS OR GUN METAL
STANDARD RELEASE:	N/A	N/A	N/A	N/A	N/A	N/A
POWER RECLINE OPTIONS:	N/A	N/A	N/A	N/A	N/A	N/A
POWER UPCHARGES INCLUDE ALL MOTORIZED SEATS PER SKU						
STANDARD NAIL:	NATURAL #9 / #54	N/A	NATURAL #9	N/A	N/A	NATURAL #9
NO NAIL OPTION:	AVAILABLE	STANDARD	AVAILABLE	STANDARD	STANDARD	AVAILABLE
OVERALL DIMENSIONS:	W 28" D 32" H 44"-48"	W 29" D 31 1/2" H 45"-49"	W 25 1/2" D 30" H 36"-40"	W 30 1/2" D 36 1/2" H 44"-48"	W 26" D 32" H 44 1/2" - 48 1/2"	W 25 1/2" D 30" H 36"- 40"
WEDGEWALL SPACE:						
SEAT HEIGHT:	20 - 24	20.5 - 24.5	20 - 24	20.5 - 24.5	20.5 - 24.5	20 - 24
SEAT DEPTH:	19	19	19	19	17.5	19
SEAT WIDTH:	20	20	19	22	20	19
ARM HEIGHT:	25.5 - 29.5	24 - 28	20.5 - 24.5	27 - 31	26.5 - 30.5	20.5 - 24.5
SEAT TO BACK HEIGHT:	24	24.5	16	23.5	24	16
DIST FRM WALL TO RECLNE: CHAIR IN FULL RECLINE:						
WEIGHT:	81	81	71	91	81	76
54 " PLAIN COM YDG.	4 1/2	4 3/4	4	5 1/2	5	3.5
CUBES:	44.22	44.22	44.22	44.22	44.22	44.22
FABRIC GRADE I / COM	2279	2279	2079	2479	2279	1879
FABRIC GRADE II	2409	2409	2209	2609	2409	2019
FABRIC GRADE III / COL	2539	2539	2349	2739	2539	2149
FABRIC GRADE IV	2679	2679	2479	2869	2679	2279
FABRIC GRADE V	2809	2809	2609	3009	2809	2409
FABRIC GRADE VI	2939	2939	2739	3139	2939	2539
MARRIED COVER						
LEATHER - GRADE 1	2639	2639	2479	3199	3039	2279
LEATHER - GRADE 2	2809	2809	2639	3369	3199	2439
LEATHER - GRADE 3	3139	3139	2969	3699	3529	2769
LEATHER - GRADE 4	3469	3469	3299	4029	3859	3099
LEATHER - NOVELTY	3629	3629	3469	4189	4029	3269
LEATHER - NOVELTY PREMIUM	4129	4129	3959	4689	4519	3759

ITEM NUMBER:	146-25EC EMMA	148-25EC EBONY	201/202/203/204/206 -OT Raymond/Reece/ Revelin/Raiden / Robinson	201/202/203/204/206 -07 Raymond/Reece/ Revelin/Raiden / Robinson	201/202/203/204/206 -17 Raymond/Reece/ Revelin/Raiden / Robinson	201/202/203/204/206 -18 Raymond/Reece/ Revelin/Raiden / Robinson
DESCRIPTION:	HOME OFFICE SWIVEL TILT CHAIR	HOME OFFICE SWIVEL TILT CHAIR	OTTOMAN	STRAIGHT CONSOLE W/ BACK AND STORAGE	LAF RECLINER WITH POWER HEADREST	RAF RECLINER WITH POWER HEADREST
PROGRAM:	HOME OFFICE	HOME OFFICE	LUXE FOR LIVING	LUXE FOR LIVING	LUXE FOR LIVING	LUXE FOR LIVING
STANDARD FINISH:	BLACK BASE	BLACK BASE	MH-MAHOGANY	N/A	MH-MAHOGANY	MH-MAHOGANY
SEE PG 3 FOR A COMPLETE LIST OF AVAIL FINISHES	OPT-CHOICE OF BASE PEWTER, GUN METAL, OR CHAMPAGNE -\$150 WOOD BASE - \$225	OPT-CHOICE OF BASE PEWTER, GUN METAL, OR CHAMPAGNE -\$150 WOOD BASE - \$225	OPTIONAL FINISHES AVAIL AT NO UPCHARGE	N/A	OPTIONAL FINISHES AVAIL AT NO UPCHARGE	OPTIONAL FINISHES AVAIL AT NO UPCHARGE
STANDARD CUSHION: ADDITIONAL CUSHION OPTIONS:	HR FOAM N/A	HR FOAM N/A	N/A	N/A	SPRING DOWN HR FOAM - \$75 PREMIER DOWN - \$75	SPRING DOWN HR FOAM - \$75 PREMIER DOWN - \$75
PILLOW TYPE:	TIGHT BACK	TIGHT BACK	N/A	N/A	SEMI-ATTACHED TWO PC BACK (-2)	SEMI-ATTACHED TWO PC BACK (-2)
SPECIAL PROGRAM OPTIONS:	CASTER OPTION AVAILABLE ON WOOD BASES ONLY - ANTIQUE BRASS OR GUN METAL	CASTER OPTION AVAILABLE ON WOOD BASES ONLY - ANTIQUE BRASS OR GUN METAL	Choice of Turned or Tapered Leg; Choice of Welt or Double-Needle seam treatment	N/A	Choice of Turned or Tapered Leg; Choice of Welt or Double-Needle seam treatment	Choice of Turned or Tapered Leg; Choice of Welt or Double-Needle seam treatment
STANDARD RELEASE:	N/A	N/A	N/A	N/A	POWER BUTTON IS STANDARD RELEASE	POWER BUTTON IS STANDARD RELEASE
POWER RECLINE OPTIONS:	N/A	N/A	N/A	N/A	BB: POWER BUTTON WITH BATTERY PACK: \$300 UPCHARGE LUMBAR OPT - \$150	BB: POWER BUTTON WITH BATTERY PACK: \$300 UPCHARGE LUMBAR OPT - \$150
POWER UPCHARGES INCLUDE ALL MOTORIZED SEATS PER SKU						
STANDARD NAIL:	N/A	N/A	201 - N/A	N/A	201 - N/A	201 - N/A
NO NAIL OPTION:	STANDARD	STANDARD	202/203/204/206-NAT#9 201 - STANDARD 202/203/204/206-AVAIL	STANDARD	202/203/204/206-NAT#9 201 - STANDARD 202/203/204/206-AVAIL	202/203/204/206-NAT#9 201 - STANDARD 202/203/204/206-AVAIL
OVERALL DIMENSIONS:	W 29 1/2" D 31 1/2" H 37" - 41"	W 29 1/2" D 33" H 44 1/2" - 48 1/2"	SEE SCHEMATIC ON PAGES 96 - 100 FOR DIMENSIONS PER STYLE	SEE SCHEMATIC ON PAGES 96 - 100 FOR DIMENSIONS PER STYLE	SEE SCHEMATIC ON PAGES 96 - 100 FOR DIMENSIONS PER STYLE	SEE SCHEMATIC ON PAGES 96 - 100 FOR DIMENSIONS PER STYLE
WEDGEWALL SPACE:						
SEAT HEIGHT:	20 - 24	20 - 24			21	21
SEAT DEPTH:	19	20			21.5	21.5
SEAT WIDTH:	19.5	19.5			25	25
ARM HEIGHT:	26.5 - 30.5	26.5 - 30.5			25.5	25.5
SEAT TO BACK HEIGHT:	17	24.5			20	20
DIST FRM WALL TO RECLNE: CHAIR IN FULL RECLINE:					69.5	69.5
WEIGHT:	76	86	38	76	151	151
54 " PLAIN COM YDG.	5	5 3/4	3 1/2	4 1/2	8 3/4	8 3/4
CUBES:	44.22	44.22	11.71	44.22	44.22	44.22
FABRIC GRADE I / COM	2079	2309	1489	2309	4359	4359
FABRIC GRADE II	2209	2439	1589	2409	4489	4489
FABRIC GRADE III / COL	2349	2579	1689	2509	4619	4619
FABRIC GRADE IV	2479	2709	1779	2609	4749	4749
FABRIC GRADE V	2609	2839	1879	2709	4889	4889
FABRIC GRADE VI	2739	2969	1979	2809	5019	5019
MARRIED COVER						
LEATHER - GRADE 1	2439	2639	1919	2639	5609	5609
LEATHER - GRADE 2	2609	2809	2019	2739	5779	5779
LEATHER - GRADE 3	2939	3139	2209	2939	6109	6109
LEATHER - GRADE 4	3269	3469	2409	3139	6439	6439
LEATHER - NOVELTY	3429	3629	2709	3429	6599	6599
LEATHER - NOVELTY PREMIUM	3929	4129	3199	3929	7099	7099

ITEM NUMBER:	201/202/203/204/206 -25	201/202/203/204/206 -25SW	201/202/203/204/206 -33	201/202/203/204/206 -35	201/202/203/204/206 -37	201/202/203/204/206 -38
DESCRIPTION:	Raymond/Reece/ Revelin/Raiden / Robinson STATIONARY CHAIR 8-WAY HAND TIE	Raymond/Reece/ Revelin/Raiden / Robinson SWIVEL CHAIR 8-WAY HAND TIE	Raymond/Reece/ Revelin/Raiden / Robinson ARMLESS RECLINER WITH POWER HEADREST	Raymond/Reece/ Revelin/Raiden / Robinson MOTION RECLINER WITH POWER HEADREST	Raymond/Reece/ Revelin/Raiden / Robinson ARMLESS CHAIR	Raymond/Reece/ Revelin/Raiden / Robinson ARMLESS CHAIR 8-WAY HAND TIE
PROGRAM:	LUXE FOR LIVING	LUXE FOR LIVING	LUXE FOR LIVING	LUXE FOR LIVING	LUXE FOR LIVING	LUXE FOR LIVING
STANDARD FINISH:	MH-MAHOGANY	N/A	MH-MAHOGANY	MH-MAHOGANY	MH-MAHOGANY	MH-MAHOGANY
SEE PG 3 FOR A COMPLETE LIST OF AVAIL FINISHES	OPTIONAL FINISHES AVAIL AT NO UPCHARGE	N/A	OPTIONAL FINISHES AVAIL AT NO UPCHARGE	OPTIONAL FINISHES AVAIL AT NO UPCHARGE	OPTIONAL FINISHES AVAIL AT NO UPCHARGE	OPTIONAL FINISHES AVAIL AT NO UPCHARGE
STANDARD CUSHION: ADDITIONAL CUSHION OPTIONS:	SPRING DOWN HR FOAM - \$75 PREMIER DOWN - \$75	SPRING DOWN HR FOAM - \$75 PREMIER DOWN - \$75	SPRING DOWN HR FOAM - \$75 PREMIER DOWN - \$75	SPRING DOWN HR FOAM - \$75 PREMIER DOWN - \$75	SPRING DOWN HR FOAM - \$75 PREMIER DOWN - \$75	SPRING DOWN HR FOAM - \$75 PREMIER DOWN - \$75
PILLOW TYPE:	LOOSE PILLOW TWO PC BACK (-2)	LOOSE PILLOW TWO PC BACK (-2)	SEMI-ATTACHED TWO PC BACK (-2)	SEMI-ATTACHED TWO PC BACK (-2)	SEMI-ATTACHED TWO PC BACK (-2)	LOOSE PILLOW TWO PC BACK (-2)
SPECIAL PROGRAM OPTIONS:	Choice of Turned or Tapered Leg; Choice of Welt or Double-Needle seam treatment	Choice of Welt or Double- Needle seam treatment SWIVEL - STD MEMORY SWIVEL-AVAIL	Choice of Turned or Tapered Leg; Choice of Welt or Double-Needle seam treatment	Choice of Turned or Tapered Leg; Choice of Welt or Double-Needle seam treatment	Choice of Turned or Tapered Leg; Choice of Welt or Double-Needle seam treatment	Choice of Turned or Tapered Leg; Choice of Welt or Double-Needle seam treatment
STANDARD RELEASE:	N/A	N/A	POWER BUTTON IS STANDARD RELEASE	POWER BUTTON IS STANDARD RELEASE	N/A	N/A
POWER RECLINE OPTIONS:	N/A	N/A	BB: POWER BUTTON WITH BATTERY PACK: \$300 UPCHARGE	BB: POWER BUTTON WITH BATTERY PACK: \$300 UPCHARGE LUMBAR OPT - \$150	N/A	N/A
POWER UPCHARGES INCLUDE ALL MOTORIZED SEATS PER SKU						
STANDARD NAIL:	201 - N/A 202/203/204/206-NAT#9	201 - N/A 202/203/204/206-NAT#9	N/A	201 - N/A 202/203/204/206-NAT#9	N/A	N/A
NO NAIL OPTION:	201 - STANDARD 202/203/204/206-AVAIL	201 - STANDARD 202/203/204/206-AVAIL	STANDARD	201 - STANDARD 202/203/204/206-AVAIL	STANDARD	STANDARD
OVERALL DIMENSIONS:	SEE SCHEMATIC ON PAGES 96 - 100 FOR DIMENSIONS PER STYLE	SEE SCHEMATIC ON PAGES 96 - 100 FOR DIMENSIONS PER STYLE	SEE SCHEMATIC ON PAGES 96 - 100 FOR DIMENSIONS PER STYLE	SEE SCHEMATIC ON PAGES 96 - 100 FOR DIMENSIONS PER STYLE	SEE SCHEMATIC ON PAGES 96 - 100 FOR DIMENSIONS PER STYLE	SEE SCHEMATIC ON PAGES 96 - 100 FOR DIMENSIONS PER STYLE
WEDGEWALL SPACE:						
SEAT HEIGHT:	21	21	21	21	21	21
SEAT DEPTH:	21.5	21.5	21.5	21.5	21.5	21.5
SEAT WIDTH:	25	23	25	25	25	25
ARM HEIGHT:	25.5	25.5	25	25.5	25	25
SEAT TO BACK HEIGHT:	20	19.5	20	20	20	20
DIST FRM WALL TO RECLNE: CHAIR IN FULL RECLINE:			0	0		
WEIGHT:	136	139	136	147	136	136
54 " PLAIN COM YDG.	9 3/4	8 1/2	6 1/2	9 1/2	6 1/2	6 1/2
CUBES:	44.22	44.22	44.22	49.57	44.22	44.22
FABRIC GRADE I / COM	3469	3299	3959	5119	2279	2579
FABRIC GRADE II	3599	3429	4089	5249	2409	2709
FABRIC GRADE III / COL	3729	3569	4229	5379	2539	2839
FABRIC GRADE IV	3859	3699	4359	5509	2679	2969
FABRIC GRADE V	3999	3829	4489	5649	2809	3099
FABRIC GRADE VI	4129	3959	4619	5779	2939	3239
MARRIED COVER						
LEATHER - GRADE 1	4619	4789	4949	6369	3399	3729
LEATHER - GRADE 2	4789	4949	5179	6669	3569	3899
LEATHER - GRADE 3	5119	5279	5649	7129	3899	4229
LEATHER - GRADE 4	5449	5609	6109	7589	4229	4559
LEATHER - NOVELTY	5609	5779	6139	7629	4389	4719
LEATHER - NOVELTY PREMIUM	6109	6269	6639	8119	4889	5219

ITEM NUMBER:	201/202/203/204/206 -41	201/202/203/204/206 -42	201/202/203/204/206 -55	201/202/203/204/206 -56	201/202/203/204/206 -57	201/202/203/204/206 -58
DESCRIPTION:	Raymond/Reece/ Revelin/Raiden / Robinson LAF CHAISE 8-WAY HAND TIE	Raymond/Reece/ Revelin/Raiden / Robinson RAF CHAISE 8-WAY HAND TIE	Raymond/Reece/ Revelin/Raiden / Robinson LAF LOVESEAT RECLINER AT ARM W/ POWER HEADREST	Raymond/Reece/ Revelin/Raiden / Robinson RAF LOVESEAT RECLINER AT ARM W/ POWER HEADREST	Raymond/Reece/ Revelin/Raiden / Robinson LAF STATIONARY LOVESEAT 8-WAY HAND TIE	Raymond/Reece/ Revelin/Raiden / Robinson RAF STATIONARY LOVESEAT 8-WAY HAND TIE
PROGRAM:	LUXE FOR LIVING	LUXE FOR LIVING	LUXE FOR LIVING	LUXE FOR LIVING	LUXE FOR LIVING	LUXE FOR LIVING
STANDARD FINISH:	MH-MAHOGANY	MH-MAHOGANY	MH-MAHOGANY	MH-MAHOGANY	MH-MAHOGANY	MH-MAHOGANY
SEE PG 3 FOR A COMPLETE LIST OF AVAIL FINISHES	OPTIONAL FINISHES AVAIL AT NO UPCHARGE	OPTIONAL FINISHES AVAIL AT NO UPCHARGE	OPTIONAL FINISHES AVAIL AT NO UPCHARGE	OPTIONAL FINISHES AVAIL AT NO UPCHARGE	OPTIONAL FINISHES AVAIL AT NO UPCHARGE	OPTIONAL FINISHES AVAIL AT NO UPCHARGE
STANDARD CUSHION: ADDITIONAL CUSHION OPTIONS:	SPRING DOWN HR FOAM - \$150 PREMIER DOWN - \$150	SPRING DOWN HR FOAM - \$150 PREMIER DOWN - \$150	SPRING DOWN HR FOAM - \$150 PREMIER DOWN - \$150	SPRING DOWN HR FOAM - \$150 PREMIER DOWN - \$150	SPRING DOWN HR FOAM - \$150 PREMIER DOWN - \$150	SPRING DOWN HR FOAM - \$150 PREMIER DOWN - \$150
PILLOW TYPE:	LOOSE PILLOW TWO PC BACK (-2)	LOOSE PILLOW TWO PC BACK (-2)	SEMI-ATTACHED TWO PC BACK (-2)	SEMI-ATTACHED TWO PC BACK (-2)	LOOSE PILLOW TWO PC BACK (-2)	LOOSE PILLOW TWO PC BACK (-2)
SPECIAL PROGRAM OPTIONS:	Choice of Turned or Tapered Leg; Choice of Welt or Double-Needle seam treatment	Choice of Turned or Tapered Leg; Choice of Welt or Double-Needle seam treatment	Choice of Turned or Tapered Leg; Choice of Welt or Double-Needle seam treatment	Choice of Turned or Tapered Leg; Choice of Welt or Double-Needle seam treatment	Choice of Turned or Tapered Leg; Choice of Welt or Double-Needle seam treatment	Choice of Turned or Tapered Leg; Choice of Welt or Double-Needle seam treatment
STANDARD RELEASE:	N/A	N/A	POWER BUTTON IS STANDARD RELEASE	POWER BUTTON IS STANDARD RELEASE	N/A	N/A
POWER RECLINE OPTIONS:	N/A	N/A	BB: POWER BUTTON WITH BATTERY PACK: \$300 UPCHARGE	BB: POWER BUTTON WITH BATTERY PACK: \$300 UPCHARGE	N/A	N/A
POWER UPCHARGES INCLUDE ALL MOTORIZED SEATS PER SKU			LUMBAR OPT - \$150	LUMBAR OPT - \$150		
STANDARD NAIL:	201 - N/A	201 - N/A	201 - N/A	201 - N/A	201 - N/A	201 - N/A
NO NAIL OPTION:	202/203/204/206-NAT#9 201 - STANDARD 202/203/204/206-AVAIL	202/203/204/206-NAT#9 201 - STANDARD 202/203/204/206-AVAIL	202/203/204/206-NAT#9 201 - STANDARD 202/203/204/206-AVAIL	202/203/204/206-NAT#9 201 - STANDARD 202/203/204/206-AVAIL	202/203/204/206-NAT#9 201 - STANDARD 202/203/204/206-AVAIL	202/203/204/206-NAT#9 201 - STANDARD 202/203/204/206-AVAIL
OVERALL DIMENSIONS:	SEE SCHEMATIC ON PAGES 96 - 100 FOR DIMENSIONS PER STYLE	SEE SCHEMATIC ON PAGES 96 - 100 FOR DIMENSIONS PER STYLE	SEE SCHEMATIC ON PAGES 96 - 100 FOR DIMENSIONS PER STYLE	SEE SCHEMATIC ON PAGES 96 - 100 FOR DIMENSIONS PER STYLE	SEE SCHEMATIC ON PAGES 96 - 100 FOR DIMENSIONS PER STYLE	SEE SCHEMATIC ON PAGES 96 - 100 FOR DIMENSIONS PER STYLE
WEDGEWALL SPACE:						
SEAT HEIGHT:	21	21	21	21	21	21
SEAT DEPTH:	50	50	21.5	21.5	21.5	21.5
SEAT WIDTH:	25	25	50	50	50	50
ARM HEIGHT:	25.5	25.5	25.5	25.5	25.5	25.5
SEAT TO BACK HEIGHT:	20	20	20	20	20	20
DIST FRM WALL TO RECLNE:			0	0		
CHAIR IN FULL RECLINE:			69.5	69.5		
WEIGHT:	210	210	217	217	207	207
54 " PLAIN COM YDG.	9 1/4	9 1/4	13	13	13 3/4	13 3/4
CUBES:	90.23	90.23	90.23	90.23	90.23	90.23
FABRIC GRADE I / COM	3959	3959	6439	6439	4329	4329
FABRIC GRADE II	4129	4129	6699	6699	4459	4459
FABRIC GRADE III / COL	4289	4289	6969	6969	4589	4589
FABRIC GRADE IV	4459	4459	7229	7229	4719	4719
FABRIC GRADE V	4619	4619	7489	7489	4849	4849
FABRIC GRADE VI	4789	4789	7759	7759	4989	4989
MARRIED COVER						
LEATHER - GRADE 1	5279	5279	8909	8909	6239	6239
LEATHER - GRADE 2	5479	5479	9239	9239	6399	6399
LEATHER - GRADE 3	5879	5879	9899	9899	6729	6729
LEATHER - GRADE 4	6269	6269	10559	10559	7059	7059
LEATHER - NOVELTY	6369	6369	10399	10399	7229	7229
LEATHER - NOVELTY PREMIUM	6869	6869	10889	10889	7719	7719



ITEM NUMBER:	201/202/203/204/206 <b>-61</b>	201/202/203/204/206 <b>-62</b>	201/202/203/204/206 <b>-65</b>	201/202/203/204/206 <b>-66</b>	201/202/203/204/206 <b>-67</b>	201/202/203/204/206 <b>-68</b>
DESCRIPTION:	Raymond/Reece/ Revelin/Raiden / Robinson LAF SOFA WITH POWER HEADREST	Raymond/Reece/ Revelin/Raiden / Robinson RAF SOFA WITH POWER HEADREST	Raymond/Reece/ Revelin/Raiden / Robinson TRUE CORNER WEDGE	Raymond/Reece/ Revelin/Raiden / Robinson TRUE CORNER WEDGE 8-WAY HAND TIE	Raymond/Reece/ Revelin/Raiden / Robinson CORNER WEDGE	Raymond/Reece/ Revelin/Raiden / Robinson CORNER WEDGE 8-WAY HAND TIE
PROGRAM:	LUXE FOR LIVING	LUXE FOR LIVING	LUXE FOR LIVING	LUXE FOR LIVING	LUXE FOR LIVING	LUXE FOR LIVING
STANDARD FINISH:	MH-MAHOGANY	MH-MAHOGANY	MH-MAHOGANY	MH-MAHOGANY	MH-MAHOGANY	MH-MAHOGANY
SEE PG 3 FOR A COMPLETE LIST OF AVAIL FINISHES	OPTIONAL FINISHES AVAIL AT NO UPCHARGE	OPTIONAL FINISHES AVAIL AT NO UPCHARGE	OPTIONAL FINISHES AVAIL AT NO UPCHARGE	OPTIONAL FINISHES AVAIL AT NO UPCHARGE	OPTIONAL FINISHES AVAIL AT NO UPCHARGE	OPTIONAL FINISHES AVAIL AT NO UPCHARGE
STANDARD CUSHION: ADDITIONAL CUSHION OPTIONS:	SPRING DOWN HR FOAM - \$225 PREMIER DOWN - \$225	SPRING DOWN HR FOAM - \$225 PREMIER DOWN - \$225	SPRING DOWN HR FOAM - \$150 PREMIER DOWN - \$150	SPRING DOWN HR FOAM - \$150 PREMIER DOWN - \$150	SPRING DOWN HR FOAM - \$150 PREMIER DOWN - \$150	SPRING DOWN HR FOAM - \$150 PREMIER DOWN - \$150
PILLOW TYPE:	SEMI-ATTACHED TWO PC BACK (-2)	SEMI-ATTACHED TWO PC BACK (-2)	SEMI-ATTACHED TWO PC BACK (-2)	LOOSE PILLOW TWO PC BACK (-2)	SEMI-ATTACHED TWO PC BACK (-2)	LOOSE PILLOW TWO PC BACK (-2)
SPECIAL PROGRAM OPTIONS:	Choice of Turned or Tapered Leg; Choice of Welt or Double-Needle seam treatment	Choice of Turned or Tapered Leg; Choice of Welt or Double-Needle seam treatment	Choice of Turned or Tapered Leg; Choice of Welt or Double-Needle seam treatment	Choice of Turned or Tapered Leg; Choice of Welt or Double-Needle seam treatment	Choice of Turned or Tapered Leg; Choice of Welt or Double-Needle seam treatment	Choice of Turned or Tapered Leg; Choice of Welt or Double-Needle seam treatment
STANDARD RELEASE:	POWER BUTTON IS STANDARD RELEASE	POWER BUTTON IS STANDARD RELEASE	N/A	N/A	N/A	N/A
POWER RECLINE OPTIONS:	BB: POWER BUTTON WITH BATTERY PACK: \$300 UPCHARGE	BB: POWER BUTTON WITH BATTERY PACK: \$300 UPCHARGE	N/A	N/A	N/A	N/A
POWER UPCHARGES INCLUDE ALL MOTORIZED SEATS PER SKU	LUMBAR OPT - \$150	LUMBAR OPT - \$150				
STANDARD NAIL:	201 - N/A 202/203/204/206-NAT#9	201 - N/A 202/203/204/206-NAT#9	N/A	N/A	N/A	N/A
NO NAIL OPTION:	201 - STANDARD 202/203/204/206-AVAIL	201 - STANDARD 202/203/204/206-AVAIL	STANDARD	STANDARD	STANDARD	STANDARD
OVERALL DIMENSIONS:	SEE SCHEMATIC ON PAGES 96 - 100 FOR DIMENSIONS PER STYLE	SEE SCHEMATIC ON PAGES 96 - 100 FOR DIMENSIONS PER STYLE	SEE SCHEMATIC ON PAGES 96 - 100 FOR DIMENSIONS PER STYLE	SEE SCHEMATIC ON PAGES 96 - 100 FOR DIMENSIONS PER STYLE	SEE SCHEMATIC ON PAGES 96 - 100 FOR DIMENSIONS PER STYLE	SEE SCHEMATIC ON PAGES 96 - 100 FOR DIMENSIONS PER STYLE
WEDGEWALL SPACE:						53.5
SEAT HEIGHT:	21	21	21	21	21	21
SEAT DEPTH:	21.5	21.5	21.5	21.5	21.5	21.5
SEAT WIDTH:	75	75	21.5	21.5	38	38
ARM HEIGHT:	25	25				
SEAT TO BACK HEIGHT:	20	20	20	20	20	20
DIST FRM WALL TO RECLNE:	0	0				
CHAIR IN FULL RECLINE:	69.5	69.5				
WEIGHT:	290	290	145	130	137	127
54" PLAIN COM YDG.	17 1/2	17 1/2	9 1/2	9 1/4	10 3/4	13 1/4
CUBES:	120.34	120.34	90.23	90.23	90.23	90.23
FABRIC GRADE I / COM	6769	6769	3399	3399	3959	4129
FABRIC GRADE II	7029	7029	3529	3529	4089	4259
FABRIC GRADE III / COL	7299	7299	3669	3669	4229	4389
FABRIC GRADE IV	7559	7559	3799	3799	4359	4519
FABRIC GRADE V	7819	7819	3929	3929	4489	4659
FABRIC GRADE VI	8089	8089	4059	4059	4619	4789
MARRIED COVER						
LEATHER - GRADE 1	10129	10129	4889	4889	5609	5609
LEATHER - GRADE 2	10629	10629	5079	5079	5809	5809
LEATHER - GRADE 3	11619	11619	5479	5479	6209	6209
LEATHER - GRADE 4	12609	12609	5879	5879	6599	6599
LEATHER - NOVELTY	12109	12109	5979	5979	6699	6699
LEATHER - NOVELTY PREMIUM	12609	12609	6469	6469	7199	7199

ITEM NUMBER:	201/202/203/204/206 <b>-70</b>	201/202/203/204/206 <b>-73</b>	201/202/203/204/206 <b>-74</b>	201/202/203/204/206 <b>-75</b>	201/202/203/204/207 <b>-89</b>	201/202/203/204/206 <b>-90</b>
DESCRIPTION:	Raymond/Reece/ Revelin/Raiden / Robinson LOVESEAT L & R FULL RECLINE W/ POWER HEADRESTS	Raymond/Reece/ Revelin/Raiden / Robinson LAF SOFA CORNER RETURN RECLINER AT ARM W/ POWER HEADREST	Raymond/Reece/ Revelin/Raiden / Robinson RAF SOFA CORNER RETURN RECLINER AT ARM W/ POWER HEADREST	Raymond/Reece/ Revelin/Raiden / Robinson STATIONARY LOVESEAT 8-WAY HAND TIE	Raymond/Reece/ Revelin/Raiden / Robinson MANUAL QUEEN SLEEP SOFA	Raymond/Reece/ Revelin/Raiden / Robinson SOFA L & R FULL RECLINE WITH POWER HEADRESTS
PROGRAM:	LUXE FOR LIVING	LUXE FOR LIVING	LUXE FOR LIVING	LUXE FOR LIVING	LUXE FOR LIVING	LUXE FOR LIVING
STANDARD FINISH:	MH-MAHOGANY	MH-MAHOGANY	MH-MAHOGANY	MH-MAHOGANY	MH-MAHOGANY	MH-MAHOGANY
SEE PG 3 FOR A COMPLETE LIST OF AVAIL FINISHES	OPTIONAL FINISHES AVAIL AT NO UPCHARGE	OPTIONAL FINISHES AVAIL AT NO UPCHARGE	OPTIONAL FINISHES AVAIL AT NO UPCHARGE	OPTIONAL FINISHES AVAIL AT NO UPCHARGE	OPTIONAL FINISHES AVAIL AT NO UPCHARGE	OPTIONAL FINISHES AVAIL AT NO UPCHARGE
STANDARD CUSHION: ADDITIONAL CUSHION OPTIONS:	SPRING DOWN HR FOAM - \$150 PREMIER DOWN - \$150	SPRING DOWN HR FOAM - \$225 PREMIER DOWN - \$225	SPRING DOWN HR FOAM - \$225 PREMIER DOWN - \$225	SPRING DOWN HR FOAM - \$150 PREMIER DOWN - \$150	SPRING DOWN HR FOAM - \$225 PREMIER DOWN - \$225	SPRING DOWN HR FOAM - \$225 PREMIER DOWN - \$225
PILLOW TYPE:	SEMI-ATTACHED TWO PC BACK (-2)	SEMI-ATTACHED TWO PC BACK (-2)	SEMI-ATTACHED TWO PC BACK (-2)	LOOSE PILLOW TWO PC BACK (-2)	LOOSE PILLOW TWO PC BACK (-2)	SEMI-ATTACHED TWO PC BACK (-2)
SPECIAL PROGRAM OPTIONS:	Choice of Turned or Tapered Leg; Choice of Welt or Double-Needle seam treatment	Choice of Turned or Tapered Leg; Choice of Welt or Double-Needle seam treatment	Choice of Turned or Tapered Leg; Choice of Welt or Double-Needle seam treatment	Choice of Turned or Tapered Leg; Choice of Welt or Double-Needle seam treatment	Choice of Turned or Tapered Leg; Choice of Welt or Double-Needle seam treatment	Choice of Turned or Tapered Leg; Choice of Welt or Double-Needle seam treatment
STANDARD RELEASE:	POWER BUTTON IS STANDARD RELEASE	POWER BUTTON IS STANDARD RELEASE	POWER BUTTON IS STANDARD RELEASE	N/A	N/A	POWER BUTTON IS STANDARD RELEASE
POWER RECLINE OPTIONS:	BB: POWER BUTTON WITH BATTERY PACK: \$600 UPCHARGE	BB: POWER BUTTON WITH BATTERY PACK: \$300 UPCHARGE	BB: POWER BUTTON WITH BATTERY PACK: \$300 UPCHARGE	N/A	N/A	BB: POWER BUTTON WITH BATTERY PACK: \$600 UPCHARGE
POWER UPCHARGES INCLUDE ALL MOTORIZED SEATS PER SKU	LUMBAR OPT - \$300	LUMBAR OPT - \$150	LUMBAR OPT - \$150			LUMBAR OPT - \$300
STANDARD NAIL:	201 - N/A 202/203/204/206-NAT#9	201 - N/A 202/203/204/206-NAT#9	201 - N/A 202/203/204/206-NAT#9	201 - N/A 202/203/204/206-NAT#9	201 - N/A 202/203/204/206-NAT#9	201 - N/A 202/203/204/206-NAT#9
NO NAIL OPTION:	201 - STANDARD 202/203/204/206-AVAIL	201 - STANDARD 202/203/204/206-AVAIL	201 - STANDARD 202/203/204/206-AVAIL	201 - STANDARD 202/203/204/206-AVAIL	202 - STANDARD 202/203/204/206-AVAIL	201 - STANDARD 202/203/204/206-AVAIL
OVERALL DIMENSIONS:	SEE SCHEMATIC ON PAGES 96 - 100 FOR DIMENSIONS PER STYLE	SEE SCHEMATIC ON PAGES 96 - 100 FOR DIMENSIONS PER STYLE	SEE SCHEMATIC ON PAGES 96 - 100 FOR DIMENSIONS PER STYLE	SEE SCHEMATIC ON PAGES 96 - 100 FOR DIMENSIONS PER STYLE	SEE SCHEMATIC ON PAGES 96 - 100 FOR DIMENSIONS PER STYLE	SEE SCHEMATIC ON PAGES 96 - 100 FOR DIMENSIONS PER STYLE
WEDGEWALL SPACE:						
SEAT HEIGHT:	21	21	21	21	21	21
SEAT DEPTH:	21.5	21.5	21.5	21.5	21.5	21.5
SEAT WIDTH:		71	71	50		75
ARM HEIGHT:	25.5	25.5	25.5	25.5		25.5
SEAT TO BACK HEIGHT:	20	20	20	20	20	20
DIST FRM WALL TO RECLNE:	0	0	0	0	0	0
CHAIR IN FULL RECLINE:	69.5	69.5	69.5			69.5
WEIGHT:	217	290	290	207	272	290
54 " PLAIN COM YDG.	14 1/2	21	21	14 3/4	15 3/4	19 3/4
CUBES:	90.23	120.34	120.34	90.23	120.34	120.34
FABRIC GRADE I / COM	8649	8189	8189	5549	7159	9739
FABRIC GRADE II	8909	8519	8519	5809	7429	9999
FABRIC GRADE III / COL	9179	8849	8849	6069	7689	10269
FABRIC GRADE IV	9439	9179	9179	6339	7959	10529
FABRIC GRADE V	9699	9509	9509	6599	8219	10789
FABRIC GRADE VI	9969	9839	9839	6869	8479	11059
MARRIED COVER						
LEATHER - GRADE 1	11619	11679	11679	7919	10529	12839
LEATHER - GRADE 2	12109	12009	12009	8249	10859	12329
LEATHER - GRADE 3	13099	12669	12669	8909	11519	14319
LEATHER - GRADE 4	14089	12329	12329	9569	12179	15309
LEATHER - NOVELTY	13592	13169	13169	9409	12009	14819
LEATHER - NOVELTY PREMIUM	14089	13659	13659	9899	12509	15309

ITEM NUMBER:	201/202/203/204/206 <b>-93</b>	201/202/203/204/206 <b>-94</b>	201/202/203/204/206 <b>-95</b>	201/202/203/204/206 <b>-97</b>	201/202/203/204/206 <b>-99</b>	220/221/223/229- <b>-OT</b>
DESCRIPTION:	Raymond/Reece/ Revelin/Raiden / Robinson LAF CORNER RETURN SOFA 8-WAY HAND TIE	Raymond/Reece/ Revelin/Raiden / Robinson RAF CORNER RETURN SOFA 8-WAY HAND TIE	Raymond/Reece/ Revelin/Raiden / Robinson STATIONARY SOFA 8-WAY HAND TIE	Raymond/Reece/ Revelin/Raiden / Robinson FULL RECLINE SOFA WITH POWER HEADRESTS	Raymond/Reece/ Revelin/Raiden / Robinson ANGLED SOFA 8-WAY HAND TIE	WARNER/STERLING/ HANLEY/RANDLEMAN OTTOMAN
PROGRAM:	LUXE FOR LIVING	LUXE FOR LIVING	LUXE FOR LIVING	LUXE FOR LIVING	LUXE FOR LIVING	SECT SEAT BY DESN
STANDARD FINISH:	MH-MAHOGANY	MH-MAHOGANY	MH-MAHOGANY	MH-MAHOGANY	MH-MAHOGANY	MH-MAHOGANY
SEE PG 3 FOR A COMPLETE LIST OF AVAIL FINISHES	OPTIONAL FINISHES AVAIL AT NO UPCHARGE	OPTIONAL FINISHES AVAIL AT NO UPCHARGE	OPTIONAL FINISHES AVAIL AT NO UPCHARGE	OPTIONAL FINISHES AVAIL AT NO UPCHARGE	OPTIONAL FINISHES AVAIL AT NO UPCHARGE	OPTIONAL FINISHES AVAIL AT NO UPCHARGE
STANDARD CUSHION: ADDITIONAL CUSHION OPTIONS:	SPRING DOWN HR FOAM - \$225 PREMIER DOWN - \$225	SPRING DOWN HR FOAM - \$225 PREMIER DOWN - \$225	SPRING DOWN HR FOAM - \$225 PREMIER DOWN - \$225	SPRING DOWN HR FOAM - \$225 PREMIER DOWN - \$225	SPRING DOWN HR FOAM - \$225 PREMIER DOWN - \$225	N/A
PILLOW TYPE:	LOOSE PILLOW TWO PC BACK (-2)	LOOSE PILLOW TWO PC BACK (-2)	LOOSE PILLOW TWO PC BACK (-2)	SEMI-ATTACHED TWO PC BACK (-2)	LOOSE PILLOW TWO PC BACK (-2)	N/A
SPECIAL PROGRAM OPTIONS:	Choice of Turned or Tapered Leg; Choice of Welt or Double-Needle seam treatment	Choice of Turned or Tapered Leg; Choice of Welt or Double-Needle seam treatment	Choice of Turned or Tapered Leg; Choice of Welt or Double-Needle seam treatment	Choice of Turned or Tapered Leg; Choice of Welt or Double-Needle seam treatment	Choice of Turned or Tapered Leg; Choice of Welt or Double-Needle seam treatment	Choice of Turned or Tapered Leg; Choice of Welt or Double-Needle seam treatment
STANDARD RELEASE:	N/A	N/A	N/A	POWER BUTTON IS STANDARD RELEASE	N/A	N/A
POWER RECLINE OPTIONS:	N/A	N/A	N/A	BB: POWER BUTTON WITH BATTERY PACK: \$900 UPCHARGE	N/A	N/A
POWER UPCHARGES INCLUDE ALL MOTORIZED SEATS PER SKU				LUMBAR OPT - \$300		
STANDARD NAIL:	201 - N/A 202/203/204/206-NAT#9	201 - N/A 202/203/204/206-NAT#9	201 - N/A 202/203/204/206-NAT#9	201 - N/A 202/203/204/206-NAT#9	201 - N/A 202/203/204/206-NAT#9	220/221/229-NAT#9 223 - N/A
NO NAIL OPTION:	201 - STANDARD 202/203/204/206-AVAIL	201 - STANDARD 202/203/204/206-AVAIL	201 - STANDARD 202/203/204/206-AVAIL	201 - STANDARD 202/203/204/206-AVAIL	201 - STANDARD 202/203/204/206-AVAIL	220/221/229-AVAIL 223 - STD
OVERALL DIMENSIONS:	SEE SCHEMATIC ON PAGES 96 - 100 FOR DIMENSIONS PER STYLE	SEE SCHEMATIC ON PAGES 96 - 100 FOR DIMENSIONS PER STYLE	SEE SCHEMATIC ON PAGES 96 - 100 FOR DIMENSIONS PER STYLE	SEE SCHEMATIC ON PAGES 96 - 100 FOR DIMENSIONS PER STYLE	SEE SCHEMATIC ON PAGES 96 - 100 FOR DIMENSIONS PER STYLE	SEE SCHEMATIC ON PAGES 106 - 108 FOR DIMENSIONS PER STYLE
WEDGEWALL SPACE:						
SEAT HEIGHT:	21	21	21	21	21	
SEAT DEPTH:	21.5	21.5	21.5	21.5	21.5	
SEAT WIDTH:	71	71	75	75	78	
ARM HEIGHT:	25.5	25.5	25.5	25.5	25	
SEAT TO BACK HEIGHT:	20	20	20	20	20	
DIST FRM WALL TO RECLNE:						
CHAIR IN FULL RECLINE:						
WEIGHT:	290	290	270	290	287	35
54 " PLAIN COM YDG.	23 1/2	23 1/2	20 1/2	19 1/2	21 3/4	2 3/4
CUBES:	120.34	120.34	120.34	120.34	120.34	11.71
FABRIC GRADE I / COM	6669	6669	5939	11219	6769	1519
FABRIC GRADE II	6999	6999	6209	11489	7029	1619
FABRIC GRADE III / COL	7329	7329	6469	11749	7299	1719
FABRIC GRADE IV	7659	7659	6729	12009	7559	1819
FABRIC GRADE V	7989	7989	6999	12279	7819	1919
FABRIC GRADE VI	8319	8319	7259	12539	8089	2019
MARRIED COVER						
LEATHER - GRADE 1	9179	9179	8289	14519	9969	1919
LEATHER - GRADE 2	9509	9509	8619	15019	10299	2019
LEATHER - GRADE 3	10169	10169	9279	16009	10959	2209
LEATHER - GRADE 4	10829	10829	9939	16999	11619	2409
LEATHER - NOVELTY	10659	10659	9769	16499	11449	2709
LEATHER - NOVELTY PREMIUM	11159	11159	10269	16999	11949	3199

ITEM NUMBER:	220/221/223/229- -25	220/221/223/229- -38	220/221/223/229- -41	220/221/223/229- -42	220/221/223/229- -57	220/221/223/229- -58
DESCRIPTION:	WARNER/STERLING/ HANLEY/RANDLEMAN  STATIONARY CHAIR 8-WAY HAND TIE	WARNER/STERLING/ HANLEY/RANDLEMAN  ARMLESS CHAIR 8-WAY HAND TIE	WARNER/STERLING/ HANLEY/RANDLEMAN  LAF CHAISE LOUNGE 8-WAY HAND TIE	WARNER/STERLING/ HANLEY/RANDLEMAN  RAF CHAISE LOUNGE 8-WAY HAND TIE	WARNER/STERLING/ HANLEY/RANDLEMAN  LAF STATIONARY LOVESEAT 8-WAY HAND TIE	WARNER/STERLING/ HANLEY/RANDLEMAN  RAF STATIONARY LOVESEAT 8-WAY HAND TIE
PROGRAM:	SECT SEAT BY DESN	SECT SEAT BY DESN	SECT SEAT BY DESN	SECT SEAT BY DESN	SECT SEAT BY DESN	SECT SEAT BY DESN
STANDARD FINISH:	MH-MAHOGANY	MH-MAHOGANY	MH-MAHOGANY	MH-MAHOGANY	MH-MAHOGANY	MH-MAHOGANY
SEE PG 3 FOR A COMPLETE LIST OF AVAIL FINISHES	OPTIONAL FINISHES AVAIL AT NO UPCHARGE	OPTIONAL FINISHES AVAIL AT NO UPCHARGE	OPTIONAL FINISHES AVAIL AT NO UPCHARGE	OPTIONAL FINISHES AVAIL AT NO UPCHARGE	OPTIONAL FINISHES AVAIL AT NO UPCHARGE	OPTIONAL FINISHES AVAIL AT NO UPCHARGE
STANDARD CUSHION: ADDITIONAL CUSHION OPTIONS:	SPRING DOWN HR FOAM - \$75 PREMIER DOWN - \$75	SPRING DOWN HR FOAM - \$75 PREMIER DOWN - \$75	SPRING DOWN HR FOAM - \$150 PREMIER DOWN - \$150	SPRING DOWN HR FOAM - \$150 PREMIER DOWN - \$150	SPRING DOWN HR FOAM - \$150 PREMIER DOWN - \$150	SPRING DOWN HR FOAM - \$150 PREMIER DOWN - \$150
PILLOW TYPE:	LOOSE PILLOW	LOOSE PILLOW	LOOSE PILLOW	LOOSE PILLOW	LOOSE PILLOW	LOOSE PILLOW
SPECIAL PROGRAM OPTIONS:	Choice of Turned or Tapered Leg; Choice of Welt or Double-Needle seam treatment	Choice of Turned or Tapered Leg; Choice of Welt or Double-Needle seam treatment	Choice of Turned or Tapered Leg; Choice of Welt or Double-Needle seam treatment	Choice of Turned or Tapered Leg; Choice of Welt or Double-Needle seam treatment	Choice of Turned or Tapered Leg; Choice of Welt or Double-Needle seam treatment	Choice of Turned or Tapered Leg; Choice of Welt or Double-Needle seam treatment
STANDARD RELEASE:	N/A	N/A	N/A	N/A	N/A	N/A
POWER RECLINE OPTIONS:	N/A	N/A	N/A	N/A	N/A	N/A
POWER UPCHARGES INCLUDE ALL MOTORIZED SEATS PER SKU						
STANDARD NAIL:	220/221/229-NAT#9 223 - N/A	220/221/229-NAT#9 223 - N/A	220/221/229-NAT#9 223 - N/A	220/221/229-NAT#9 223 - N/A	220/221/229-NAT#9 223 - N/A	220/221/229-NAT#9 223 - N/A
NO NAIL OPTION:	220/221/229-AVAIL 223 - STD	220/221/229-AVAIL 223 - STD	220/221/229-AVAIL 223 - STD	220/221/229-AVAIL 223 - STD	220/221/229-AVAIL 223 - STD	220/221/229-AVAIL 223 - STD
OVERALL DIMENSIONS:	SEE SCHEMATIC ON PAGES 106 - 108 FOR DIMENSIONS PER STYLE	SEE SCHEMATIC ON PAGES 106 - 108 FOR DIMENSIONS PER STYLE	SEE SCHEMATIC ON PAGES 106 - 108 FOR DIMENSIONS PER STYLE	SEE SCHEMATIC ON PAGES 106 - 108 FOR DIMENSIONS PER STYLE	SEE SCHEMATIC ON PAGES 106 - 108 FOR DIMENSIONS PER STYLE	SEE SCHEMATIC ON PAGES 106 - 108 FOR DIMENSIONS PER STYLE
WEDGEWALL SPACE:						
SEAT HEIGHT:	21.5	21.5	21.5	21.5	21.5	21.5
SEAT DEPTH:	23	23	50	50	23	23
SEAT WIDTH:	21.5	24	26	26	48.5	48.5
ARM HEIGHT:	25.5		25.5	25.5	25.5	25.5
SEAT TO BACK HEIGHT:	15.5	15.5	15.5	15.5	15.5	15.5
DIST FRM WALL TO RECLNE: CHAIR IN FULL RECLINE:						
WEIGHT:	146	104	157	157	208	208
54 " PLAIN COM YDG.	9	6 1/2	11 1/4	11 1/4	12 1/2	12 1/2
CUBES:	44.22	44.22	90.23	90.23	90.23	90.23
FABRIC GRADE I / COM	3199	2509	3759	3759	4029	4029
FABRIC GRADE II	3339	2639	3929	3929	4159	4159
FABRIC GRADE III / COL	3469	2769	4089	4089	4289	4289
FABRIC GRADE IV	3599	2909	4259	4259	4419	4419
FABRIC GRADE V	3729	3039	4419	4419	4559	4559
FABRIC GRADE VI	3859	3169	4589	4589	4689	4689
MARRIED COVER						
LEATHER - GRADE 1	4189	3599	5049	5049	5839	5839
LEATHER - GRADE 2	4359	3759	5249	5249	6009	6009
LEATHER - GRADE 3	4689	4089	5649	5649	6339	6339
LEATHER - GRADE 4	5019	4419	6039	6039	6669	6669
LEATHER - NOVELTY	5179	4589	6139	6139	6829	6829
LEATHER - NOVELTY PREMIUM	5679	5079	6639	6639	7329	7329

ITEM NUMBER:	220/221/223/229- <b>-66</b>	220/221/223/229- <b>-68</b>	220/221/223/229- <b>-69</b>	220/221/223/229- <b>-75</b>	220/221/223/229- <b>-78</b>	220/221/223/229- <b>-79</b>
DESCRIPTION:	WARNER/STERLING/ HANLEY/RANDLEMAN  TRUE CORNER WEDGE 8-WAY HAND TIE	WARNER/STERLING/ HANLEY/RANDLEMAN  CORNER WEDGE 8-WAY HAND TIE	WARNER/STERLING/ HANLEY/RANDLEMAN  QUEEN SLEEP SOFA AIR DREAM	WARNER/STERLING/ HANLEY/RANDLEMAN  STATIONARY LOVESEAT 8-WAY HAND TIE	WARNER/STERLING/ HANLEY/RANDLEMAN  ARMLESS LOVESEAT 8-WAY HAND TIE	WARNER/STERLING/ HANLEY/RANDLEMAN  QUEEN SLEEP SOFA
PROGRAM:	SECT SEAT BY DESN	SECT SEAT BY DESN	SECT SEAT BY DESN	SECT SEAT BY DESN	SECT SEAT BY DESN	SECT SEAT BY DESN
STANDARD FINISH:	MH-MAHOGANY	MH-MAHOGANY	MH-MAHOGANY	MH-MAHOGANY	MH-MAHOGANY	MH-MAHOGANY
SEE PG 3 FOR A COMPLETE LIST OF AVAIL FINISHES	OPTIONAL FINISHES AVAIL AT NO UPCHARGE	OPTIONAL FINISHES AVAIL AT NO UPCHARGE	OPTIONAL FINISHES AVAIL AT NO UPCHARGE	OPTIONAL FINISHES AVAIL AT NO UPCHARGE	OPTIONAL FINISHES AVAIL AT NO UPCHARGE	OPTIONAL FINISHES AVAIL AT NO UPCHARGE
STANDARD CUSHION: ADDITIONAL CUSHION OPTIONS:	SPRING DOWN HR FOAM - \$150 PREMIER DOWN - \$150	SPRING DOWN HR FOAM - \$150 PREMIER DOWN - \$150	SPRING DOWN HR FOAM - \$225 PREMIER DOWN - \$225	SPRING DOWN HR FOAM - \$150 PREMIER DOWN - \$150	SPRING DOWN HR FOAM - \$150 PREMIER DOWN - \$150	SPRING DOWN HR FOAM - \$225 PREMIER DOWN - \$225
PILLOW TYPE:	LOOSE PILLOW	LOOSE PILLOW	LOOSE PILLOW	LOOSE PILLOW	LOOSE PILLOW	LOOSE PILLOW
SPECIAL PROGRAM OPTIONS:	Choice of Turned or Tapered Leg; Choice of Welt or Double-Needle seam treatment	Choice of Turned or Tapered Leg; Choice of Welt or Double-Needle seam treatment	Choice of Turned or Tapered Leg; Choice of Welt or Double-Needle seam treatment	Choice of Turned or Tapered Leg; Choice of Welt or Double-Needle seam treatment	Choice of Turned or Tapered Leg; Choice of Welt or Double-Needle seam treatment	Choice of Turned or Tapered Leg; Choice of Welt or Double-Needle seam treatment
STANDARD RELEASE:	N/A	N/A	N/A	N/A	N/A	N/A
POWER RECLINE OPTIONS:	N/A	N/A	N/A	N/A	N/A	N/A
POWER UPCHARGES INCLUDE ALL MOTORIZED SEATS PER SKU						
STANDARD NAIL:	220/221/229-NAT#9 223 - N/A	220/221/229-NAT#9 223 - N/A	220/221/229-NAT#9 223 - N/A	220/221/229-NAT#9 223 - N/A	220/221/229-NAT#9 223 - N/A	220/221/229-NAT#9 223 - N/A
NO NAIL OPTION:	220/221/229-AVAIL 223 - STD	220/221/229-AVAIL 223 - STD	220/221/229-AVAIL 223 - STD	220/221/229-AVAIL 223 - STD	220/221/229-AVAIL 223 - STD	220/221/229-AVAIL 223 - STD
OVERALL DIMENSIONS:	SEE SCHEMATIC ON PAGES 106 - 108 FOR DIMENSIONS PER STYLE	SEE SCHEMATIC ON PAGES 106 - 108 FOR DIMENSIONS PER STYLE	SEE SCHEMATIC ON PAGES 106 - 108 FOR DIMENSIONS PER STYLE	SEE SCHEMATIC ON PAGES 106 - 108 FOR DIMENSIONS PER STYLE	SEE SCHEMATIC ON PAGES 106 - 108 FOR DIMENSIONS PER STYLE	SEE SCHEMATIC ON PAGES 106 - 108 FOR DIMENSIONS PER STYLE
WEDGEWALL SPACE:		51				
SEAT HEIGHT:	21.5		21.5	21.5	21.5	21.5
SEAT DEPTH:	23	23	23	23	23	23
SEAT WIDTH:	23	40	66	43	48	66
ARM HEIGHT:			25.5	25.5		25.5
SEAT TO BACK HEIGHT:	15.5	15.5	15.5	15.5	15.5	15.5
DIST FRM WALL TO RECLNE:						
CHAIR IN FULL RECLINE:						
WEIGHT:	146	182	290	212	157	280
54 " PLAIN COM YDG.	11	11	18 1/4	14 3/4	10 1/2	18 1/4
CUBES:	90.23	90.23	120.34	90.23	90.23	120.34
FABRIC GRADE I / COM	3469	3859	6209	4789	3859	5779
FABRIC GRADE II	3599	3999	6469	5049	3999	6039
FABRIC GRADE III / COL	3729	4129	6729	5319	4129	6309
FABRIC GRADE IV	3859	4259	6999	5579	4259	6569
FABRIC GRADE V	3999	4389	7259	5839	4389	6829
FABRIC GRADE VI	4129	4519	7529	6109	4519	7099
MARRIED COVER						
LEATHER - GRADE 1	5049	5409	9339	7259	5449	8779
LEATHER - GRADE 2	5249	5609	9669	7589	5609	9109
LEATHER - GRADE 3	5649	6009	10329	8249	5939	9769
LEATHER - GRADE 4	6039	6399	10989	8909	6269	10429
LEATHER - NOVELTY	6139	6499	10829	8749	6439	10269
LEATHER - NOVELTY PREMIUM	6639	6999	11319	9239	6929	10759

ITEM NUMBER:	220/221/223/229- <b>-83</b>	220/221/223/229- <b>-84</b>	220/221/223/229- <b>-93</b>	220/221/223/229- <b>-94</b>	220/221/223/229- <b>-95</b>	220/221/223/229- <b>-96</b>
DESCRIPTION:	WARNER/STERLING/ HANLEY/RANDLEMAN  LAF STATIONARY SOFA 8-WAY HAND TIE	WARNER/STERLING/ HANLEY/RANDLEMAN  RAF STATIONARY SOFA 8-WAY HAND TIE	WARNER/STERLING/ HANLEY/RANDLEMAN  LAF CORNER RETURN SOFA 8-WAY HAND TIE	WARNER/STERLING/ HANLEY/RANDLEMAN  RAF CORNER RETURN SOFA 8-WAY HAND TIE	WARNER/STERLING/ HANLEY/RANDLEMAN  STATIONARY SOFA 8-WAY HAND TIE	WARNER/STERLING/ HANLEY/RANDLEMAN  STATIONARY LARGE SOFA 8-WAY HAND TIE
PROGRAM:	SECT SEAT BY DESN	SECT SEAT BY DESN	SECT SEAT BY DESN	SECT SEAT BY DESN	SECT SEAT BY DESN	SECT SEAT BY DESN
STANDARD FINISH:	MH-MAHOGANY	MH-MAHOGANY	MH-MAHOGANY	MH-MAHOGANY	MH-MAHOGANY	MH-MAHOGANY
SEE PG 3 FOR A COMPLETE LIST OF AVAIL FINISHES	OPTIONAL FINISHES AVAIL AT NO UPCHARGE	OPTIONAL FINISHES AVAIL AT NO UPCHARGE	OPTIONAL FINISHES AVAIL AT NO UPCHARGE	OPTIONAL FINISHES AVAIL AT NO UPCHARGE	OPTIONAL FINISHES AVAIL AT NO UPCHARGE	OPTIONAL FINISHES AVAIL AT NO UPCHARGE
STANDARD CUSHION: ADDITIONAL CUSHION OPTIONS:	SPRING DOWN HR FOAM - \$225 PREMIER DOWN - \$225	SPRING DOWN HR FOAM - \$225 PREMIER DOWN - \$225	SPRING DOWN HR FOAM - \$225 PREMIER DOWN - \$225	SPRING DOWN HR FOAM - \$225 PREMIER DOWN - \$225	SPRING DOWN HR FOAM - \$225 PREMIER DOWN - \$225	SPRING DOWN HR FOAM - \$225 PREMIER DOWN - \$225
PILLOW TYPE:	LOOSE PILLOW	LOOSE PILLOW	LOOSE PILLOW	LOOSE PILLOW	LOOSE PILLOW	LOOSE PILLOW
SPECIAL PROGRAM OPTIONS:	Choice of Turned or Tapered Leg; Choice of Welt or Double-Needle seam treatment	Choice of Turned or Tapered Leg; Choice of Welt or Double-Needle seam treatment	Choice of Turned or Tapered Leg; Choice of Welt or Double-Needle seam treatment	Choice of Turned or Tapered Leg; Choice of Welt or Double-Needle seam treatment	Choice of Turned or Tapered Leg; Choice of Welt or Double-Needle seam treatment	Choice of Turned or Tapered Leg; Choice of Welt or Double-Needle seam treatment
STANDARD RELEASE:	N/A	N/A	N/A	N/A	N/A	N/A
POWER RECLINE OPTIONS:	N/A	N/A	N/A	N/A	N/A	N/A
POWER UPCHARGES INCLUDE ALL MOTORIZED SEATS PER SKU						
STANDARD NAIL:	220/221/229-NAT#9 223 - N/A	220/221/229-NAT#9 223 - N/A	220/221/229-NAT#9 223 - N/A	220/221/229-NAT#9 223 - N/A	220/221/229-NAT#9 223 - N/A	220/221/229-NAT#9 223 - N/A
NO NAIL OPTION:	220/221/229-AVAIL 223 - STD	220/221/229-AVAIL 223 - STD	220/221/229-AVAIL 223 - STD	220/221/229-AVAIL 223 - STD	220/221/229-AVAIL 223 - STD	220/221/229-AVAIL 223 - STD
OVERALL DIMENSIONS:	SEE SCHEMATIC ON PAGES 106 - 108 FOR DIMENSIONS PER STYLE	SEE SCHEMATIC ON PAGES 106 - 108 FOR DIMENSIONS PER STYLE	SEE SCHEMATIC ON PAGES 106 - 108 FOR DIMENSIONS PER STYLE	SEE SCHEMATIC ON PAGES 106 - 108 FOR DIMENSIONS PER STYLE	SEE SCHEMATIC ON PAGES 106 - 108 FOR DIMENSIONS PER STYLE	SEE SCHEMATIC ON PAGES 106 - 108 FOR DIMENSIONS PER STYLE
WEDGEWALL SPACE:						
SEAT HEIGHT:	21.5	21.5	21.5	21.5	21.5	21.5
SEAT DEPTH:	23	23	23	23	23	23
SEAT WIDTH:	72	72	71	71	65	75
ARM HEIGHT:	25.5	25.5	25.5	25.5	25.5	25.5
SEAT TO BACK HEIGHT:	15.5	15.5	15.5	15.5	15.5	15.5
DIST FRM WALL TO RECLNE:						
CHAIR IN FULL RECLINE:						
WEIGHT:	276	276	280	280	270	280
54 " PLAIN COM YDG.	15 3/4	15 3/4	22 1/2	22 1/2	17 1/4	24 1/4
CUBES:	120.34	120.34	120.34	120.34	120.34	120.34
FABRIC GRADE I / COM	5079	5079	5549	5549	5319	5809
FABRIC GRADE II	5349	5349	5879	5879	5579	6069
FABRIC GRADE III / COL	5609	5609	6209	6209	5839	6339
FABRIC GRADE IV	5879	5879	6539	6539	6109	6599
FABRIC GRADE V	6139	6139	6869	6869	6369	6869
FABRIC GRADE VI	6399	6399	7199	7199	6639	7129
MARRIED COVER						
LEATHER - GRADE 1	7819	7819	8619	8619	7629	8779
LEATHER - GRADE 2	8149	8149	8949	8949	7959	9109
LEATHER - GRADE 3	8809	8809	9609	9609	8619	9769
LEATHER - GRADE 4	9469	9469	10269	10269	9279	10429
LEATHER - NOVELTY	9309	9309	10099	10099	9109	10269
LEATHER - NOVELTY PREMIUM	9799	9799	10599	10599	9609	10759

ITEM NUMBER:	301-25 SG	302-25SW	303-25SW	303-85	309-OT	309-25
DESCRIPTION:	ANDRE SWIVEL GLIDER	BLAIR SWIVEL TUB CHAIR 8-WAY HAND TIE	BETH SWIVEL TUB CHAIR 8-WAY HAND TIE	BETH SETTEE 8-WAY HAND TIE	PAIGE OTTOMAN	PAIGE CLUB CHAIR 8-WAY HAND TIE
PROGRAM:	LUXURY ACCENTS	LUXURY ACCENTS	LUXURY ACCENTS	LUXURY ACCENTS	LUXURY ACCENTS	LUXURY ACCENTS
STANDARD FINISH:	N/A	N/A	N/A	MH-MAHOGANY	MH-MAHOGANY	MH-MAHOGANY
SEE PG 3 FOR A COMPLETE LIST OF AVAIL FINISHES	N/A	N/A	N/A	OPTIONAL FINISHES AVAIL AT NO UPCHARGE	OPTIONAL FINISHES AVAIL AT NO UPCHARGE	OPTIONAL FINISHES AVAIL AT NO UPCHARGE
STANDARD CUSHION: ADDITIONAL CUSHION OPTIONS:	SPRING DOWN HR FOAM - \$75 PREMIER DOWN - \$75	SPRING DOWN HR FOAM - \$75 PREMIER DOWN - \$75	SPRING DOWN HR FOAM - \$75 PREMIER DOWN - \$75	SPRING DOWN HR FOAM - \$150 PREMIER DOWN - \$150	N/A	SPRING DOWN HR FOAM - \$75 PREMIER DOWN - \$75
PILLOW TYPE:	LOOSE PILLOW	LOOSE PILLOW	TIGHT BACK	TIGHT BACK	N/A	TIGHT BACK
SPECIAL PROGRAM OPTIONS:	N/A	SWIVEL - STD MEMORY SWIVEL-AVAIL	SWIVEL - STD MEMORY SWIVEL-AVAIL	N/A	N/A	N/A
STANDARD RELEASE:	N/A	N/A	N/A	N/A	N/A	N/A
POWER RECLINE OPTIONS:	N/A	N/A	N/A	N/A	N/A	N/A
POWER UPCHARGES INCLUDE ALL MOTORIZED SEATS PER SKU						
STANDARD NAIL:	NATURAL #9	N/A	NATURAL #54	NATURAL #54	N/A	N/A
NO NAIL OPTION:	NOT AVAILABLE	STANDARD	AVAILABLE	AVAILABLE	STANDARD	STANDARD
OVERALL DIMENSIONS:	W 35" D 40" H 34"	W 32 1/2" D 34 1/2" H 35"	W 29" D 37" H 32"	W 54" D 37" H 33"	W 26" D 19" H 17 1/2"	W 32 1/2" D 37 1/2" H 41"
WEDGEWALL SPACE:						
SEAT HEIGHT:	19.5	20.5	19	19		20
SEAT DEPTH:	21	20	22.5	22.5		22
SEAT WIDTH:	21.5	23	21.5	46		22.5
ARM HEIGHT:	25.5	24.5	23.5	24		25
SEAT TO BACK HEIGHT:	14.5	14.5	13	14		21
DIST FRM WALL TO RECLNE: CHAIR IN FULL RECLINE:						
WEIGHT:	142	147	136	145	35	111
54 " PLAIN COM YDG.	7	6 1/2	6 1/4	8 3/4	3	7
CUBES:	44.22	44.22	44.22	90.23	11.71	44.22
FABRIC GRADE I / COM	2709	2539	2769	3759	1159	2809
FABRIC GRADE II	2839	3679	2909	4029	1259	2939
FABRIC GRADE III / COL	2969	2809	3039	4289	1359	3069
FABRIC GRADE IV	3099	2939	3169	4559	1449	3199
FABRIC GRADE V	3239	3069	3299	4819	1549	3339
FABRIC GRADE VI	3369	3199	3429	5079	1649	3469
MARRIED COVER						
LEATHER - GRADE 1	3859	3799	3759	5079	1549	3759
LEATHER - GRADE 2	4029	3959	3929	5409	1649	3929
LEATHER - GRADE 3	4359	4289	4259	6069	1849	4259
LEATHER - GRADE 4	4689	4619	4589	6729	2049	4589
LEATHER - NOVELTY	4849	4789	4749	6569	2349	4749
LEATHER - NOVELTY PREMIUM	5349	5279	5249	7059	2839	5249

ITEM NUMBER:	309-25SW PAIGE	316-25SW LUNA	318-OT CHRISTOPHER	318-25 CHRISTOPHER	318-25SW CHRISTOPHER	318-75 CHRISTOPHER
DESCRIPTION:	SWIVEL TUB CHAIR 8-WAY HAND TIE	SWIVEL TUB CHAIR 8-WAY HAND TIE	OTTOMAN	STATIONARY CHAIR 8-WAY HAND TIE	SWIVEL TUB CHAIR 8-WAY HAND TIE	STATIONARY LOVESEAT 8-WAY HAND TIE
PROGRAM:	LUXURY ACCENTS	LUXURY ACCENTS			LUXURY ACCENTS	
STANDARD FINISH:	MH-MAHOGANY	N/A	MH-MAHOGANY	MH-MAHOGANY	N/A	MH-MAHOGANY
SEE PG 3 FOR A COMPLETE LIST OF AVAIL FINISHES	OPTIONAL FINISHES AVAIL AT NO UPCHARGE	N/A	OPTIONAL FINISHES AVAIL AT NO UPCHARGE	OPTIONAL FINISHES AVAIL AT NO UPCHARGE	N/A	OPTIONAL FINISHES AVAIL AT NO UPCHARGE
STANDARD CUSHION: ADDITIONAL CUSHION OPTIONS:	SPRING DOWN HR FOAM - \$75 PREMIER DOWN - \$75	PREMIER DOWN HR FOAM - \$75 SPRING DOWN - \$75	N/A	SPRING DOWN HR FOAM - \$75 PREMIER DOWN - \$75	SPRING DOWN HR FOAM - \$75 PREMIER DOWN - \$75	SPRING DOWN HR FOAM - \$150 PREMIER DOWN - \$150
PILLOW TYPE:	TIGHT BACK	TIGHT BACK	N/A	LOOSE PILLOW	LOOSE PILLOW	LOOSE PILLOW
SPECIAL PROGRAM OPTIONS:	SWIVEL - STD MEMORY SWIVEL-AVAIL	SWIVEL - STD MEMORY SWIVEL-AVAIL	N/A	N/A	SWIVEL - STD MEMORY SWIVEL-AVAIL	N/A
STANDARD RELEASE:	N/A	N/A	N/A	N/A	N/A	N/A
POWER RECLINE OPTIONS:	N/A	N/A	N/A	N/A	N/A	N/A
POWER UPCHARGES INCLUDE ALL MOTORIZED SEATS PER SKU						
STANDARD NAIL:	N/A	NATURAL #54	NATURAL #9	NATURAL #9	NATURAL #9	NATURAL #9
NO NAIL OPTION:	STANDARD	AVAILABLE	AVAILABLE	AVAILABLE	AVAILABLE	AVAILABLE
OVERALL DIMENSIONS:	W 32 1/2" D 37 1/2" H 41"	W 32" D 37 1/2" H 34"	W 27" D 20" H 18"	W 29 1/2" D 38" H 36"	W 29" D 38" H 36"	W 51 1/2" D 38" H 36"
WEDGEWALL SPACE:						
SEAT HEIGHT:	20	20		20.5	20.5	20.5
SEAT DEPTH:	22	22.5		21.5	21.5	21.5
SEAT WIDTH:	22.5	19		22	22	44
ARM HEIGHT:	25	25		24	24	24
SEAT TO BACK HEIGHT:	21	14		15.5	15.5	15.5
DIST FRM WALL TO RECLNE: CHAIR IN FULL RECLINE:						
WEIGHT:	121	110	30	101	111	161
54 " PLAIN COM YDG.	7 1/4	6 3/4	3	7	7 1/4	10 3/4
CUBES:	44.22	44.22	11.71	44.22	44.22	90.23
FABRIC GRADE I / COM	3039	2479	1159	2479	2969	4129
FABRIC GRADE II	3169	2609	1259	2609	3099	4389
FABRIC GRADE III / COL	3299	2739	1359	2739	3239	4659
FABRIC GRADE IV	3429	2869	1449	2869	3369	4919
FABRIC GRADE V	3569	3009	1549	3009	3499	5179
FABRIC GRADE VI	3699	3139	1649	3139	3629	5449
MARRIED COVER			MARRIED COVER AVAILABLE. PRICING GRID ON PG 87 - 88	MARRIED COVER AVAILABLE. PRICING GRID ON PG 87 - 88	MARRIED COVER AVAILABLE. PRICING GRID ON PG 87 - 88	
LEATHER - GRADE 1	3959	3469	1489	3469	3999	6269
LEATHER - GRADE 2	4129	3629	1589	3629	4159	6599
LEATHER - GRADE 3	4459	3959	1779	3959	4489	7259
LEATHER - GRADE 4	4789	4289	1979	4289	4819	7919
LEATHER - NOVELTY	4949	4459	2279	4459	4989	7759
LEATHER - NOVELTY PREMIUM	5449	4949	2769	4949	5479	8249



ITEM NUMBER:	318-95 CHRISTOPHER	319-OT CHRISTINA	319-25 CHRISTINA	319-25SW CHRISTINA	319-86 CHRISTINA	319-87 CHRISTINA
DESCRIPTION:	STATIONARY SOFA 8-WAY HAND TIE	OTTOMAN	STATIONARY CHAIR 8-WAY HAND TIE	SWIVEL TUB CHAIR 8-WAY HAND TIE	STATIONARY SOFA 8-WAY HAND TIE	STATIONARY SOFA 8-WAY HAND TIE
PROGRAM:				LUXURY ACCENTS		
STANDARD FINISH:	MH-MAHOGANY	MH-MAHOGANY	MH-MAHOGANY	N/A	MH-MAHOGANY	MH-MAHOGANY
SEE PG 3 FOR A COMPLETE LIST OF AVAIL FINISHES	OPTIONAL FINISHES AVAIL AT NO UPCHARGE	OPTIONAL FINISHES AVAIL AT NO UPCHARGE	OPTIONAL FINISHES AVAIL AT NO UPCHARGE	N/A	OPTIONAL FINISHES AVAIL AT NO UPCHARGE	OPTIONAL FINISHES AVAIL AT NO UPCHARGE
STANDARD CUSHION: ADDITIONAL CUSHION OPTIONS:	SPRING DOWN HR FOAM - \$225 PREMIER DOWN - \$225	N/A	SPRING DOWN HR FOAM - \$75 PREMIER DOWN - \$75	SPRING DOWN HR FOAM - \$75 PREMIER DOWN - \$75	SPRING DOWN HR FOAM - \$225 PREMIER DOWN - \$225	SPRING DOWN HR FOAM - \$225 PREMIER DOWN - \$225
PILLOW TYPE:	LOOSE PILLOW	N/A	LOOSE PILLOW	LOOSE PILLOW	LOOSE PILLOW	LOOSE PILLOW
SPECIAL PROGRAM OPTIONS:	N/A	N/A	N/A	N/A	N/A	N/A
STANDARD RELEASE:	N/A	N/A	N/A	N/A	N/A	N/A
POWER RECLINE OPTIONS:	N/A	N/A	N/A	N/A	N/A	N/A
POWER UPCHARGES INCLUDE ALL MOTORIZED SEATS PER SKU						
STANDARD NAIL:	NATURAL #9	NATURAL #9	NATURAL #9	NATURAL #9	NATURAL #9	NATURAL #9
NO NAIL OPTION:	AVAILABLE	AVAILABLE	AVAILABLE	AVAILABLE	AVAILABLE	AVAILABLE
OVERALL DIMENSIONS:	W 74" D 38" H 36"	W 27" D 20" H 18"	W 29 1/2" D 38" H 36"	W 29 1/2" D 38" H 36"	W 74" D 38" H 36"	W 74" D 38" H 36"
WEDGEWALL SPACE:						
SEAT HEIGHT:	20.5		20.5	20.5	20.5	20.5
SEAT DEPTH:	21.5		21.5	21.5	21.5	21.5
SEAT WIDTH:	66.5		22	22	66.5	66.5
ARM HEIGHT:	24		24	24	24	24
SEAT TO BACK HEIGHT:	15.5		15.5	15.5	15.5	15.5
DIST FRM WALL TO RECLNE: CHAIR IN FULL RECLINE:						
WEIGHT:	177	30	101	111	177	177
54 " PLAIN COM YDG.	15	3	6 1/2	7	16	16
CUBES:	120.34	11.71	44.22	44.22	120.34	120.34
FABRIC GRADE I / COM	4459	1159	2479	2969	4459	4459
FABRIC GRADE II	4719	1259	2609	3099	4719	4719
FABRIC GRADE III / COL	4989	1359	2739	3239	4989	4989
FABRIC GRADE IV	5249	1449	2869	3369	5249	5249
FABRIC GRADE V	5509	1549	3009	3499	5509	5509
FABRIC GRADE VI	5779	1649	3139	3629	5779	5779
MARRIED COVER	MARRIED COVER AVAILABLE. PRICING GRID ON PG 87 - 88					
LEATHER - GRADE 1	6599	1489	3469	3999	6599	6599
LEATHER - GRADE 2	6929	1589	3629	4159	6929	6929
LEATHER - GRADE 3	7589	1779	3959	4489	7589	7589
LEATHER - GRADE 4	8249	1979	4289	4819	8249	8249
LEATHER - NOVELTY	8089	2279	4459	4989	8089	8089
LEATHER - NOVELTY PREMIUM	8579	2769	4949	5479	8579	8579

ITEM NUMBER:	321-25SW JAXON	328-OT LIAM	328-25 LIAM	328-25SW LIAM	340-25SW MARIETTA	344-25SW ARTEMIS
DESCRIPTION:	SWIVEL TUB CHAIR 8-WAY HAND TIE	OTTOMAN	CLUB CHAIR 8-WAY HAND TIE	SWIVEL CHAIR	SWIVEL TUB CHAIR	SWIVEL CHAIR
PROGRAM:	LUXURY ACCENTS	LUXURY ACCENTS	LUXURY ACCENTS	LUXURY ACCENTS	LUXURY ACCENTS	LUXURY ACCENTS
STANDARD FINISH:	N/A	MH-MAHOGANY	MH-MAHOGANY	N/A	N/A	N/A
SEE PG 3 FOR A COMPLETE LIST OF AVAIL FINISHES	N/A	OPTIONAL FINISHES AVAIL AT NO UPCHARGE	OPTIONAL FINISHES AVAIL AT NO UPCHARGE	N/A	N/A	N/A
STANDARD CUSHION: ADDITIONAL CUSHION OPTIONS:	SPRING DOWN HR FOAM - \$75 PREMIER DOWN - \$75	N/A	SPRING DOWN HR FOAM - \$75 PREMIER DOWN - \$75	SPRING DOWN HR FOAM - \$75 PREMIER DOWN - \$75	PREMIER DOWN HR FOAM - \$75 SPRING DOWN - \$75	SPRING DOWN HR FOAM - \$75 PREMIER DOWN - \$75
PILLOW TYPE:	LOOSE PILLOW	N/A	TIGHT BACK	TIGHT BACK	TIGHT BACK	TIGHT BACK W/ TOSS PILLOWS
SPECIAL PROGRAM OPTIONS:	SWIVEL - STD MEMORY SWIVEL-AVAIL	N/A	N/A	SWIVEL - STD MEMORY SWIVEL-AVAIL	SWIVEL - STD MEMORY SWIVEL-AVAIL UPCHARGE TO SWIVEL GLIDER - \$150	SWIVEL - STD MEMORY SWIVEL-AVAIL
STANDARD RELEASE:	N/A	N/A	N/A	N/A	N/A	N/A
POWER RECLINE OPTIONS:	N/A	N/A	N/A	N/A	N/A	N/A
POWER UPCHARGES INCLUDE ALL MOTORIZED SEATS PER SKU						
STANDARD NAIL:	N/A	N/A	N/A	N/A	NATURAL #9	N/A
NO NAIL OPTION:	STANDARD	STANDARD	STANDARD	STANDARD	AVAILABLE	STANDARD
OVERALL DIMENSIONS:	W 29 1/2" D 38 1/2" H 34 1/2"	W 22" D 18" H 18"	W 30" D 39" H 45"	W 30" D 39" H 45"	W 35" D 35" H 32"	W 41" D 40" H 31 1/2"
WEDGEWALL SPACE:						
SEAT HEIGHT:	19		20.5	20.5	19	20.5
SEAT DEPTH:	20.5		22.5	22.5	20.5	27.5 / 21.5
SEAT WIDTH:	21		21.5	21.5	20.5	32.5
ARM HEIGHT:	23.5		27	27	29.5	25.5
SEAT TO BACK HEIGHT:	15.5		24.5	24.5	13	11
DIST FRM WALL TO RECLNE: CHAIR IN FULL RECLINE:						
WEIGHT:	110	35	126	131	110	141
54 " PLAIN COM YDG.	6 3/4	2 1/2	6 3/4	7 1/2	6	9
CUBES:	44.22	11.71	44.22	44.2	44.22	49.57
FABRIC GRADE I / COM	2349	1219	2769	2769	2639	3469
FABRIC GRADE II	2479	1319	2909	2909	2769	3599
FABRIC GRADE III / COL	2609	1419	3039	3039	2909	3729
FABRIC GRADE IV	2739	1519	3169	3169	3039	3859
FABRIC GRADE V	2869	1619	3299	3299	3169	3999
FABRIC GRADE VI	3009	1719	3429	3429	3299	4129
MARRIED COVER						
LEATHER - GRADE 1	3269	1389	3829	3829	3959	4459
LEATHER - GRADE 2	3429	1489	3999	3999	4129	4619
LEATHER - GRADE 3	3759	1689	4329	4329	4459	4949
LEATHER - GRADE 4	4089	1879	4659	4659	4789	5279
LEATHER - NOVELTY	4259	2179	4819	4819	4949	5449
LEATHER - NOVELTY PREMIUM	4749	2679	5319	5319	5449	5939

ITEM NUMBER:	400-OTT TARAVAL	400-25 TARAVAL	406-OT BARNABUS	406-25 BARNABUS	406-25SW BARNABUS	406-75 BARNABUS
DESCRIPTION:	OTTOMAN	STATIONARY CHAIR	OTTOMAN	CLUB CHAIR 8-WAY HAND TIE	SWIVEL CHAIR 8-WAY HAND TIE	LOVESEAT 8-WAY HAND TIE
PROGRAM:	LUXURY ACCENTS	LUXURY ACCENTS	LUXURY ACCENTS	LUXURY ACCENTS	LUXURY ACCENTS	
STANDARD FINISH:	MH-MAHOGANY	MH-MAHOGANY	MH-MAHOGANY	MH-MAHOGANY	N/A	MH-MAHOGANY
SEE PG 3 FOR A COMPLETE LIST OF AVAIL FINISHES	OPTIONAL FINISHES AVAIL AT NO UPCHARGE	OPTIONAL FINISHES AVAIL AT NO UPCHARGE	OPTIONAL FINISHES AVAIL AT NO UPCHARGE	OPTIONAL FINISHES AVAIL AT NO UPCHARGE	N/A	OPTIONAL FINISHES AVAIL AT NO UPCHARGE
STANDARD CUSHION: ADDITIONAL CUSHION OPTIONS:	N/A	PREMIER DOWN HR FOAM - \$75 SPRING DOWN - \$75	N/A	SPRING DOWN HR FOAM - \$75 PREMIER DOWN - \$75	SPRING DOWN HR FOAM - \$75 PREMIER DOWN - \$75	SPRING DOWN HR FOAM - \$150 PREMIER DOWN - \$150
PILLOW TYPE:	N/A	TIGHT BACK	N/A	TIGHT CHANNEL BACK	TIGHT CHANNEL BACK	TIGHT CHANNEL BACK
SPECIAL PROGRAM OPTIONS:	N/A	N/A	N/A	N/A	SWIVEL - STD MEMORY SWIVEL-AVAIL	N/A
STANDARD RELEASE:	N/A	N/A	N/A	N/A	N/A	N/A
POWER RECLINE OPTIONS:	N/A	N/A	N/A	N/A	N/A	N/A
POWER UPCHARGES INCLUDE ALL MOTORIZED SEATS PER SKU						
STANDARD NAIL:	NATURAL #9	NATURAL #9/#54	N/A	N/A	N/A	N/A
NO NAIL OPTION:	N/A	N/A	STANDARD	STANDARD	STANDARD	STANDARD
OVERALL DIMENSIONS:	W 28 1/2" D 18" H 18 1/2"	W 30 1/2" D 35 1/2" H 46"	W 23" D 17 1/2" H 17"	W 27 1/2" D 35" H 36"	W 27 1/2" D 35" H 36"	W 55" D 35" H 36"
WEDGEWALL SPACE:						
SEAT HEIGHT:		21.5		20.5	20.5	20.5
SEAT DEPTH:		24.5		20.5	20	20.5
SEAT WIDTH:		20		20	20	47
ARM HEIGHT:		25.5		27	27	27
SEAT TO BACK HEIGHT:		24.5		15.5	15.5	15.5
DIST FRM WALL TO RECLNE: CHAIR IN FULL RECLINE:						
WEIGHT:	35	124	38	104	151	232
54 " PLAIN COM YDG.	2 1/4	7	2 1/2	5 1/2	6	8 3/4
CUBES:	11.71	44.22	11.71	44.22	44.22	90.23
FABRIC GRADE I / COM	1359	2679	1359	2639	2809	4389
FABRIC GRADE II	1449	2809	1449	2769	2939	4659
FABRIC GRADE III / COL	1549	2939	1549	2909	3069	4919
FABRIC GRADE IV	1649	3069	1649	3039	3199	5179
FABRIC GRADE V	1749	3199	1749	3169	3339	5449
FABRIC GRADE VI	1849	3339	1849	3299	3469	5709
MARRIED COVER						
LEATHER - GRADE 1	1779	4359	1819	3469	3629	5879
LEATHER - GRADE 2	1879	4519	1919	3629	3799	6209
LEATHER - GRADE 3	2079	4849	2109	3959	4129	6869
LEATHER - GRADE 4	2279	5179	2309	4289	4459	7529
LEATHER - NOVELTY	2579	5349	2609	4459	4619	7359
LEATHER - NOVELTY PREMIUM	3069	5839	3099	4949	5119	7859

ITEM NUMBER:	406-95 BARNABUS	408-OT GALLIN	408-25 GALLIN	411-OT ROEN	411-OTSW ROEN	411-25 ROEN
DESCRIPTION:	STATIONARY SOFA 8-WAY HAND TIE	OTTOMAN	CLUB CHAIR	OTTOMAN	SWIVEL OTTOMAN	STATIONARY CHAIR 8-WAY HAND TIE
PROGRAM:		LUXURY ACCENTS	LUXURY ACCENTS	LUXURY ACCENTS	LUXURY ACCENTS	LUXURY ACCENTS
STANDARD FINISH:	MH-MAHOGANY	MH-MAHOGANY	MH-MAHOGANY	MH-MAHOGANY	N/A	MH-MAHOGANY
SEE PG 3 FOR A COMPLETE LIST OF AVAIL FINISHES	OPTIONAL FINISHES AVAIL AT NO UPCHARGE	OPTIONAL FINISHES AVAIL AT NO UPCHARGE	OPTIONAL FINISHES AVAIL AT NO UPCHARGE	OPTIONAL FINISHES AVAIL AT NO UPCHARGE	N/A	OPTIONAL FINISHES AVAIL AT NO UPCHARGE
STANDARD CUSHION: ADDITIONAL CUSHION OPTIONS:	SPRING DOWN HR FOAM - \$225 PREMIER DOWN - \$225	N/A	SPRING DOWN HR FOAM - \$75 PREMIER DOWN - \$75	N/A	N/A	SPRING DOWN HR FOAM - \$75 PREMIER DOWN - \$75
PILLOW TYPE:	TIGHT CHANNEL BACK	N/A	TIGHT/BUTTONS	N/A	N/A	SEMI-ATTACHED
SPECIAL PROGRAM OPTIONS:	N/A	N/A	N/A	N/A	Choice of Gun Metal or Pewter Base	N/A
STANDARD RELEASE:	N/A	N/A	N/A	N/A		N/A
POWER RECLINE OPTIONS:	N/A	N/A	N/A	N/A	N/A	N/A
POWER UPCHARGES INCLUDE ALL MOTORIZED SEATS PER SKU						
STANDARD NAIL:	N/A	N/A	N/A	N/A	N/A	N/A
NO NAIL OPTION:	STANDARD	STANDARD	STANDARD	STANDARD	STANDARD	STANDARD
OVERALL DIMENSIONS:	W 78" D 35" H 36"	W 24" D 18" H 18 1/2"	W 31" D 39 1/2" H 45 1/2"	W 24" D 18" H 18"	W 24" D 18" H 18"	W 31" D 39" H 42 1/2"
WEDGEWALL SPACE:						
SEAT HEIGHT:	20.5		20.5			21
SEAT DEPTH:	20.5		23			22
SEAT WIDTH:	70		20.5			23
ARM HEIGHT:	27		23.5			25
SEAT TO BACK HEIGHT:	15.5		25			21.5
DIST FRM WALL TO RECLNE: CHAIR IN FULL RECLINE:						
WEIGHT:	270	35	137	36	36	86
54 " PLAIN COM YDG.	11 1/4	3 1/2	6 1/4	2 1/4	2 1/4	6 1/2
CUBES:	120.34	11.71	44.22	11.71	11.71	44.22
FABRIC GRADE I / COM	4789	1189	2639	1159	1419	2809
FABRIC GRADE II	5049	1289	2769	1259	1519	2939
FABRIC GRADE III / COL	5319	1389	2909	1359	1619	3069
FABRIC GRADE IV	5579	1489	3039	1449	1719	3199
FABRIC GRADE V	5839	1589	3169	1549	1819	3339
FABRIC GRADE VI	6109	1689	3299	1649	1919	3469
MARRIED COVER						
LEATHER - GRADE 1	6269	1779	3469	1319	1719	3629
LEATHER - GRADE 2	6599	1879	3629	1419	1819	3799
LEATHER - GRADE 3	7259	2079	3959	1619	2019	4129
LEATHER - GRADE 4	7919	2279	4289	1819	2209	4459
LEATHER - NOVELTY	7759	2579	4459	2109	2509	4619
LEATHER - NOVELTY PREMIUM	8249	3069	4949	2609	3009	5119

ITEM NUMBER:	411-25SW	413-OT	413-25	413-75	413-95	418-OT
DESCRIPTION:	ROEN SWIVEL TUB CHAIR	KANE OTTOMAN	KANE CLUB CHAIR	KANE LOVESEAT 8-WAY HAND TIE	KANE STATIONARY SOFA 8-WAY HAND TIE	KANE OTTOMAN
PROGRAM:	LUXURY ACCENTS	LUXURY ACCENTS	LUXURY ACCENTS			LUXURY ACCENTS
STANDARD FINISH:	N/A	MH-MAHOGANY	MH-MAHOGANY	MH-MAHOGANY	MH-MAHOGANY	MH-MAHOGANY
SEE PG 3 FOR A COMPLETE LIST OF AVAIL FINISHES	N/A	OPTIONAL FINISHES AVAIL AT NO UPCHARGE	OPTIONAL FINISHES AVAIL AT NO UPCHARGE	OPTIONAL FINISHES AVAIL AT NO UPCHARGE	OPTIONAL FINISHES AVAIL AT NO UPCHARGE	OPTIONAL FINISHES AVAIL AT NO UPCHARGE
STANDARD CUSHION: ADDITIONAL CUSHION OPTIONS:	SPRING DOWN HR FOAM - \$75 PREMIER DOWN - \$75	N/A	SPRING DOWN HR FOAM - \$75 PREMIER DOWN - \$75	SPRING DOWN HR FOAM - \$150 PREMIER DOWN - \$150	SPRING DOWN HR FOAM - \$225 PREMIER DOWN - \$225	N/A
PILLOW TYPE:	SEMI-ATTACHED	NA	TIGHT BACK	TIGHT BACK	TIGHT BACK	N/A
SPECIAL PROGRAM OPTIONS:	N/A	N/A	N/A	N/A	N/A	N/A
STANDARD RELEASE:	N/A	N/A	N/A	N/A	N/A	N/A
POWER RECLINE OPTIONS:	N/A	N/A	N/A	N/A	N/A	N/A
POWER UPCHARGES INCLUDE ALL MOTORIZED SEATS PER SKU						
STANDARD NAIL:	N/A	NATURAL #9	NATURAL #9	NATURAL #9	NATURAL #9	NATURAL #9
NO NAIL OPTION:	STANDARD	AVAILABLE	AVAILABLE	AVAILABLE	AVAILABLE	AVAILABLE
OVERALL DIMENSIONS:	W 31" D 39" H 42 1/2"	W 24" D 18" H 17 1/2"	W 29" D 37" H 33 1/2"	W 49" D 37" H 33 1/2"	W 69 1/2" D 37" H 33 1/2"	W 24" D 18" H 17 1/2"
WEDGEWALL SPACE:						
SEAT HEIGHT:	21		19.5	19.5	19.5	
SEAT DEPTH:	22		22.5	22.5	22.5	
SEAT WIDTH:	23		20	40	60	
ARM HEIGHT:	25		24	24	24	
SEAT TO BACK HEIGHT:	21.5		14	14	14	
DIST FRM WALL TO RECLNE: CHAIR IN FULL RECLINE:						
WEIGHT:	127	38	111	172	236	38
54 " PLAIN COM YDG.	6 1/2	2 1/4	5 3/4	9	11 3/4	2 1/4
CUBES:	44.22	11.71	44.22	90.23	120.34	11.71
FABRIC GRADE I / COM	3299	1289	2539	3799	4189	1289
FABRIC GRADE II	3429	1389	2679	4059	4459	1389
FABRIC GRADE III / COL	3569	1489	2809	4329	4719	1489
FABRIC GRADE IV	3699	1589	2939	4589	4989	1589
FABRIC GRADE V	3829	1689	3069	4849	5249	1689
FABRIC GRADE VI	3959	1779	3199	5119	5509	1779
MARRIED COVER						
LEATHER - GRADE 1	4129	1719	3529	5839	6239	1719
LEATHER - GRADE 2	4289	1819	3699	6169	6569	1819
LEATHER - GRADE 3	4619	2019	4029	6829	7229	2019
LEATHER - GRADE 4	4949	2209	4359	7489	7889	2209
LEATHER - NOVELTY	5119	2509	4519	7329	7719	2509
LEATHER - NOVELTY PREMIUM	5609	3009	5019	7819	8219	3009

ITEM NUMBER:	418-25 KANE	418-75 KANE	418-95 KANE	423-OT VINCENT	423-25 VINCENT	425-OT WELLMON
DESCRIPTION:	CLUB CHAIR 8-WAY HAND TIE	STATIONARY LOVESEAT 8-WAY HAND TIE	STATIONARY SOFA 8-WAY HAND TIE	OTTOMAN	CLUB CHAIR	OTTOMAN
PROGRAM:	LUXURY ACCENTS			LUXURY ACCENTS	LUXURY ACCENTS	LUXURY ACCENTS
STANDARD FINISH:	MH-MAHOGANY	MH-MAHOGANY	MH-MAHOGANY	MH-MAHOGANY	MH-MAHOGANY	MH-MAHOGANY
SEE PG 3 FOR A COMPLETE LIST OF AVAIL FINISHES	OPTIONAL FINISHES AVAIL AT NO UPCHARGE	OPTIONAL FINISHES AVAIL AT NO UPCHARGE	OPTIONAL FINISHES AVAIL AT NO UPCHARGE	OPTIONAL FINISHES AVAIL AT NO UPCHARGE	OPTIONAL FINISHES AVAIL AT NO UPCHARGE	OPTIONAL FINISHES AVAIL AT NO UPCHARGE
STANDARD CUSHION: ADDITIONAL CUSHION OPTIONS:	SPRING DOWN HR FOAM - \$75 PREMIER DOWN - \$75	SPRING DOWN HR FOAM - \$150 PREMIER DOWN - \$150	SPRING DOWN HR FOAM - \$225 PREMIER DOWN - \$225	N/A	SPRING DOWN HR FOAM - \$75 PREMIER DOWN - \$75	N/A
PILLOW TYPE:	TIGHT BACK	TIGHT BACK	TIGHT BACK	N/A	TIGHT BACK	N/A
SPECIAL PROGRAM OPTIONS:	N/A	N/A	N/A	N/A	N/A	N/A
STANDARD RELEASE:	N/A	N/A	N/A	N/A	N/A	N/A
POWER RECLINE OPTIONS:	N/A	N/A	N/A	N/A	N/A	N/A
POWER UPCHARGES INCLUDE ALL MOTORIZED SEATS PER SKU						
STANDARD NAIL:	NATURAL #9	NATURAL #9	NATURAL #9	NATURAL #9	NATURAL #9	NATURAL #9
NO NAIL OPTION:	AVAILABLE	AVAILABLE	AVAILABLE	NOT AVAILABLE	NOT AVAILABLE	AVAILABLE
OVERALL DIMENSIONS:	W 29" D 37" H 33 1/2"	W 49" D 37" H 33 1/2"	W 69 1/2" D 37" H 33 1/2"	W 23 1/2" D 18" H 17 1/2"	W 29" D 34 1/2" H 33 1/2"	W 26" D 19" H 17"
WEDGEWALL SPACE:						
SEAT HEIGHT:	19.5	19.5	19.5		20	
SEAT DEPTH:	22.5	22.5	22.5		21.5	
SEAT WIDTH:	20	40	60		18.5	
ARM HEIGHT:	24	24	24		24.5	
SEAT TO BACK HEIGHT:	14	14	14		13.5	
DIST FRM WALL TO RECLNE: CHAIR IN FULL RECLINE:						
WEIGHT:	164	207	266	38	136	35
54 " PLAIN COM YDG.	5 3/4	9	11 3/4	3 1/2	5 3/4	2 1/2
CUBES:	44.22	90.23	120.34	11.71	44.22	11.71
FABRIC GRADE I / COM	2539	3799	4189	1259	2349	1159
FABRIC GRADE II	2679	4059	4459	1359	2479	1259
FABRIC GRADE III / COL	2809	4329	4719	1449	2609	1359
FABRIC GRADE IV	2939	4589	4989	1549	2739	1449
FABRIC GRADE V	3069	4849	5249	1649	2869	1549
FABRIC GRADE VI	3199	5119	5509	1749	3009	1649
MARRIED COVER						
LEATHER - GRADE 1	3529	5839	6239	1649	3099	1549
LEATHER - GRADE 2	3699	6169	6569	1749	3269	1649
LEATHER - GRADE 3	4029	6829	7229	1949	3599	1849
LEATHER - GRADE 4	4359	7489	7889	2149	3929	2049
LEATHER - NOVELTY	4519	7329	7719	2439	4089	2349
LEATHER - NOVELTY PREMIUM	5019	7819	8219	2939	4589	2839

ITEM NUMBER:	425-25 WELLMON	425-95 WELLMON	433-OT AMOR	433-25 AMOR	433-25SW AMOR	438-OT HAWKINS
DESCRIPTION:	CLUB CHAIR	STATIONARY SOFA	OTTOMAN	CLUB CHAIR	SWIVEL CHAIR	OTTOMAN
PROGRAM:	LUXURY ACCENTS	LUXURY ACCENTS	LUXURY ACCENTS	LUXURY ACCENTS	LUXURY ACCENTS	LUXURY ACCENTS
STANDARD FINISH:	MH-MAHOGANY	MH-MAHOGANY	MH-MAHOGANY	MH-MAHOGANY	N/A	MH-MAHOGANY
SEE PG 3 FOR A COMPLETE LIST OF AVAIL FINISHES	OPTIONAL FINISHES AVAIL AT NO UPCHARGE	OPTIONAL FINISHES AVAIL AT NO UPCHARGE	OPTIONAL FINISHES AVAIL AT NO UPCHARGE	OPTIONAL FINISHES AVAIL AT NO UPCHARGE	N/A	OPTIONAL FINISHES AVAIL AT NO UPCHARGE
STANDARD CUSHION: ADDITIONAL CUSHION OPTIONS:	SPRING DOWN HR FOAM - \$75 PREMIER DOWN - \$75	SPRING DOWN HR FOAM - \$225 PREMIER DOWN - \$225	N/A	SPRING DOWN HR FOAM - \$75 PREMIER DOWN - \$75	SPRING DOWN HR FOAM - \$75 PREMIER DOWN - \$75	N/A
PILLOW TYPE:	LOOSE PILLOW	LOOSE PILLOW	N/A	LOOSE PILLOW	LOOSE PILLOW	N/A
SPECIAL PROGRAM OPTIONS:	N/A	N/A	N/A	N/A	SWIVEL - STD MEMORY SWIVEL-AVAIL	N/A
STANDARD RELEASE:	N/A	N/A	N/A	N/A	N/A	N/A
POWER RECLINE OPTIONS:	N/A	N/A	N/A	N/A	N/A	N/A
POWER UPCHARGES INCLUDE ALL MOTORIZED SEATS PER SKU						
STANDARD NAIL:	NATURAL #9	NATURAL #9	NATURAL #9	NATURAL #9	NATURAL #9	N/A
NO NAIL OPTION:	AVAILABLE	AVAILABLE	AVAILABLE	AVAILABLE	AVAILABLE	STANDARD
OVERALL DIMENSIONS:	W 30 1/2" D 42 1/2" H 38"	W 79" D 42 1/2" H 38"	W 25" D 18" H 17"	W 33" D 38 1/2" H 35"	W 33" D 38 1/2" H 35"	W 25" D 17" H 17"
WEDGEWALL SPACE:						
SEAT HEIGHT:	20	20		20	20	
SEAT DEPTH:	22	22		22	22	
SEAT WIDTH:	21	69		22.5	22.5	
ARM HEIGHT:	24	24		24	24	
SEAT TO BACK HEIGHT:	18	18		15	15	
DIST FRM WALL TO RECLNE: CHAIR IN FULL RECLINE:						
WEIGHT:	96	217	35	91	126	39
54 " PLAIN COM YDG.	7 1/2	15	2 1/2	6 1/2	7	3 1/2
CUBES:	44.22	120.34	11.71	44.22	44.22	11.57
FABRIC GRADE I / COM	2809	4889	1159	2479	2639	1359
FABRIC GRADE II	2939	5149	1259	2609	2769	1449
FABRIC GRADE III / COL	3069	5409	1359	2739	2909	1549
FABRIC GRADE IV	3199	5679	1449	2869	3039	1649
FABRIC GRADE V	3339	5939	1549	3009	3169	1749
FABRIC GRADE VI	3469	6209	1649	3139	3299	1849
MARRIED COVER						
LEATHER - GRADE 1	3799	6769	1549	3399	3599	1749
LEATHER - GRADE 2	3959	7099	1649	3569	3759	1849
LEATHER - GRADE 3	4289	7759	1849	3899	4089	2049
LEATHER - GRADE 4	4619	8419	2049	4229	4419	2249
LEATHER - NOVELTY	4789	8249	2349	4389	4589	2539
LEATHER - NOVELTY PREMIUM	5279	8749	2839	4889	5079	3039

ITEM NUMBER:	438-25 HAWKINS	438-25SW HAWKINS	439-OT GRIFFIN	439-25 GRIFFIN	441-OT LEX	441-25 LEX
DESCRIPTION:	CLUB CHAIR	SWIVEL CHAIR 8-WAY HAND TIE	OTTOMAN	CLUB CHAIR	OTTOMAN	CLUB CHAIR
PROGRAM:	LUXURY ACCENTS	LUXURY ACCENTS	LUXURY ACCENTS	LUXURY ACCENTS	LUXURY ACCENTS	LUXURY ACCENTS
STANDARD FINISH:	MH-MAHOGANY	N/A	MH-MAHOGANY	MH-MAHOGANY	MH-MAHOGANY	MH-MAHOGANY
SEE PG 3 FOR A COMPLETE LIST OF AVAIL FINISHES	OPTIONAL FINISHES AVAIL AT NO UPCHARGE	N/A	OPTIONAL FINISHES AVAIL AT NO UPCHARGE	OPTIONAL FINISHES AVAIL AT NO UPCHARGE	OPTIONAL FINISHES AVAIL AT NO UPCHARGE	OPTIONAL FINISHES AVAIL AT NO UPCHARGE
STANDARD CUSHION: ADDITIONAL CUSHION OPTIONS:	SPRING DOWN HR FOAM - \$75 PREMIER DOWN - \$75	SPRING DOWN HR FOAM - \$75 PREMIER DOWN - \$75	N/A	SPRING DOWN HR FOAM - \$75 PREMIER DOWN - \$75	N/A	SPRING DOWN HR FOAM - \$75 PREMIER DOWN - \$75
PILLOW TYPE:	TIGHT BACK	TIGHT BACK	N/A	TIGHT BACK	N/A	TIGHT BACK
SPECIAL PROGRAM OPTIONS:	N/A	SWIVEL - STD MEMORY SWIVEL-AVAIL	N/A	N/A	N/A	N/A
STANDARD RELEASE:	N/A	N/A	N/A	N/A	N/A	N/A
POWER RECLINE OPTIONS:	N/A	N/A	N/A	N/A	N/A	N/A
POWER UPCHARGES INCLUDE ALL MOTORIZED SEATS PER SKU						
STANDARD NAIL:	N/A	N/A	NATURAL #9	NATURAL #9	NATURAL #9	NATURAL #9
NO NAIL OPTION:	STANDARD	STANDARD	N/A	N/A	AVAILABLE	AVAILABLE
OVERALL DIMENSIONS:	W 30 1/2" D 34 1/2" H 36"	W 30 1/2" D 34 1/2" H 36"	W 25" D 17" H 17"	W 28 1/2" D 34 1/2" H 33"	W 25" D 18" H 17 1/2"	W 32" D 37 1/2" H 44 1/2"
WEDGEWALL SPACE:						
SEAT HEIGHT:	20.5	20.5		19.5		20.5
SEAT DEPTH:	21.5	21.5		22.5		21
SEAT WIDTH:	21	21		22		21
ARM HEIGHT:	24.5	24.5		25		24.5
SEAT TO BACK HEIGHT:	15.5	15.5		13.5		24
DIST FRM WALL TO RECLNE: CHAIR IN FULL RECLINE:						
WEIGHT:	86	91	39	76	50	86
54 " PLAIN COM YDG.	6 3/4	7	3 1/2	5 3/4	2 3/4	6 3/4
CUBES:	44.22	44.22	11.57	44.22	11.71	44.22
FABRIC GRADE I / COM	2539	2539	1189	2709	1159	2639
FABRIC GRADE II	2679	2679	1289	2839	1259	2769
FABRIC GRADE III / COL	2809	2809	1389	2969	1359	2909
FABRIC GRADE IV	2939	2939	1489	3099	1449	3039
FABRIC GRADE V	3069	3069	1689	3239	1549	3169
FABRIC GRADE VI	3199	3199	1689	3369	1649	3299
MARRIED COVER						
LEATHER - GRADE 1	3469	3469	1359	3469	1549	3399
LEATHER - GRADE 2	3629	3629	1449	3629	1649	3569
LEATHER - GRADE 3	3959	3959	1649	3959	1849	3899
LEATHER - GRADE 4	4289	4289	1849	4289	2049	4229
LEATHER - NOVELTY	4459	4459	2149	4459	2349	4389
LEATHER - NOVELTY PREMIUM	4949	4949	2639	4949	2839	4889



ITEM NUMBER:	445-25 AURORA	448-OT OLIVER	448-25 OLIVER	448-25SW OLIVER	448-75 OLIVER	448-95 OLIVER
DESCRIPTION:	STATIONARY CHAIR 8-WAY HAND TIE	OTTOMAN	STATIONARY CHAIR 8-WAY HAND TIE	SWIVEL CHAIR	STATIONARY LOVESEAT 8-WAY HAND TIE	STATIONARY SOFA 8-WAY HAND TIE
PROGRAM:	LUXURY ACCENTS					
STANDARD FINISH:	MH-MAHOGANY	MH-MAHOGANY	MH-MAHOGANY	N/A	MH-MAHOGANY	MH-MAHOGANY
SEE PG 3 FOR A COMPLETE LIST OF AVAIL FINISHES	OPTIONAL FINISHES AVAIL AT NO UPCHARGE	OPTIONAL FINISHES AVAIL AT NO UPCHARGE	OPTIONAL FINISHES AVAIL AT NO UPCHARGE	N/A	OPTIONAL FINISHES AVAIL AT NO UPCHARGE	OPTIONAL FINISHES AVAIL AT NO UPCHARGE
STANDARD CUSHION: ADDITIONAL CUSHION OPTIONS:	PREMIER DOWN HR FOAM - \$75 SPRING DOWN - \$75	N/A	SPRING DOWN HR FOAM - \$75 PREMIER DOWN - \$75	SPRING DOWN HR FOAM - \$75 PREMIER DOWN - \$75	SPRING DOWN HR FOAM - \$150 PREMIER DOWN - \$150	SPRING DOWN HR FOAM - \$225 PREMIER DOWN - \$225
PILLOW TYPE:	TIGHT BACK	N/A	LOOSE PILLOW	LOOSE PILLOW	LOOSE PILLOW	LOOSE PILLOW
SPECIAL PROGRAM OPTIONS:	N/A	N/A	N/A	SWIVEL - STD MEMORY SWIVEL-AVAIL	N/A	N/A
STANDARD RELEASE:	N/A	N/A	N/A	N/A	N/A	N/A
POWER RECLINE OPTIONS:	N/A	N/A	N/A	N/A	N/A	N/A
POWER UPCHARGES INCLUDE ALL MOTORIZED SEATS PER SKU						
STANDARD NAIL:	NATURAL #9	NATURAL #9	NATURAL #9	NATURAL #9	NATURAL #9	NATURAL #9
NO NAIL OPTION:	NOT AVAILABLE	AVAILABLE	AVAILABLE	AVAILABLE	AVAILABLE	AVAILABLE
OVERALL DIMENSIONS:	W 31 1/2" D 37 1/2" H 43 1/2"	W 26" D 20" H 17 1/2"	W 35 1/2" D 39" H 36"	W 35 1/2" D 39" H 36"	W 63 1/2" D 39" H 36"	W 88 1/2" D 39" H 36"
WEDGEWALL SPACE:						
SEAT HEIGHT:	21		20.5	20.5	20.5	20.5
SEAT DEPTH:	22		22	22	22	22
SEAT WIDTH:	21		21.5	21.5	49	74
ARM HEIGHT:	24.5		24.5	24.5	24.5	24.5
SEAT TO BACK HEIGHT:	22.5		15.5	15.5	15.5	16.5
DIST FRM WALL TO RECLNE: CHAIR IN FULL RECLINE:						
WEIGHT:	117	35	106	126	136	222
54 " PLAIN COM YDG.	7 1/4	3	8 1/4	8.5	14 1/2	18
CUBES:	44.22	11.71	44.22	44.22	90.23	120.34
FABRIC GRADE I / COM	2709	1219	2809	2969	5079	5449
FABRIC GRADE II	2839	1319	2939	3099	5349	5709
FABRIC GRADE III / COL	2969	1419	3069	3239	5609	5979
FABRIC GRADE IV	3099	1519	3199	3369	5879	6239
FABRIC GRADE V	3239	1619	3339	3499	6139	6499
FABRIC GRADE VI	3369	1719	3469	3629	6399	6769
MARRIED COVER		MARRIED COVER AVAILABLE. PRICING GRID ON PG 87 - 88	MARRIED COVER AVAILABLE. PRICING GRID ON PG 87 - 88	MARRIED COVER AVAILABLE. PRICING GRID ON PG 87 - 88		MARRIED COVER AVAILABLE. PRICING GRID ON PG 87 - 88
LEATHER - GRADE 1	3799	1649	3959	4129	7059	7429
LEATHER - GRADE 2	3959	1749	4129	4289	7389	7759
LEATHER - GRADE 3	4289	1949	4459	4619	8049	8419
LEATHER - GRADE 4	4619	2149	4789	4949	8709	9079
LEATHER - NOVELTY	4789	2439	4949	5119	8549	8909
LEATHER - NOVELTY PREMIUM	5279	2939	5449	5609	9039	9409

ITEM NUMBER:	463-OTT	463-25	477-OT	477-25	477-86	477-95
DESCRIPTION:	KIRBY OTTOMAN	KIRBY STATIONARY CHAIR 8-WAY HAND TIE	NOAH OTTOMAN	NOAH STATIONARY CHAIR 8-WAY HAND TIE	NOAH STATIONARY STUDIO SOFA 8-WAY HAND TIE	NOAH STATIONARY SOFA 8-WAY HAND TIE
PROGRAM:	LUXURY ACCENTS	LUXURY ACCENTS				
STANDARD FINISH:	MH-MAHOGANY	MH-MAHOGANY	MH-MAHOGANY	MH-MAHOGANY	MH-MAHOGANY	MH-MAHOGANY
SEE PG 3 FOR A COMPLETE LIST OF AVAIL FINISHES	OPTIONAL FINISHES AVAIL AT NO UPCHARGE	OPTIONAL FINISHES AVAIL AT NO UPCHARGE	OPTIONAL FINISHES AVAIL AT NO UPCHARGE	OPTIONAL FINISHES AVAIL AT NO UPCHARGE	OPTIONAL FINISHES AVAIL AT NO UPCHARGE	OPTIONAL FINISHES AVAIL AT NO UPCHARGE
STANDARD CUSHION: ADDITIONAL CUSHION OPTIONS:	N/A	PREMIER DOWN HR FOAM - \$75 SPRING DOWN - \$75	N/A	SPRING DOWN HR FOAM - \$75 PREMIER DOWN - \$75	SPRING DOWN HR FOAM - \$225 PREMIER DOWN - \$225	SPRING DOWN HR FOAM - \$225 PREMIER DOWN - \$225
PILLOW TYPE:	N/A	TUFTED	N/A	LOOSE PILLOW	LOOSE PILLOW	LOOSE PILLOW
SPECIAL PROGRAM OPTIONS:	Choice of Turned or Tapered Leg	Choice of Turned or Tapered Leg	N/A	N/A	N/A	N/A
STANDARD RELEASE:	N/A	N/A	N/A	N/A	N/A	N/A
POWER RECLINE OPTIONS:	N/A	N/A	N/A	N/A	N/A	N/A
POWER UPCHARGES INCLUDE ALL MOTORIZED SEATS PER SKU						
STANDARD NAIL:	NATURAL #54	NATURAL #9/#54	NATURAL #54	NATURAL #54	NATURAL #54	NATURAL #54
NO NAIL OPTION:	AVAILABLE	AVAILABLE	AVAILABLE	AVAILABLE	AVAILABLE	AVAILABLE
OVERALL DIMENSIONS:	W 22" D 16" H 17"	W 35 1/2" D 39" H 36"	W 34 1/2" D 28 1/2" H 17 1/2"	W 45" D 40" H 38"	W 76" D 40" H 38"	W 96" D 40" H 38"
WEDGEWALL SPACE:						
SEAT HEIGHT:		19		21	21	21
SEAT DEPTH:		23.5		23	23	23
SEAT WIDTH:		19.5		28	59	79
ARM HEIGHT:		26		27	27	27
SEAT TO BACK HEIGHT:		17		17	17	17
DIST FRM WALL TO RECLNE: CHAIR IN FULL RECLINE:						
WEIGHT:	35	117	45	131	187	247
54 " PLAIN COM YDG.	2 1/2	7 1/4	3.75	10	17 1/4	17 1/2
CUBES:	11.71	44.22	11.71	44.22	120.34	120.34
FABRIC GRADE I / COM	1189	3139	1749	3469	5909	6239
FABRIC GRADE II	1289	3269	1849	3599	6169	6499
FABRIC GRADE III / COL	1389	3399	1949	3729	6439	6769
FABRIC GRADE IV	1489	3529	2049	3859	6699	7029
FABRIC GRADE V	1589	3669	2149	3999	6969	7299
FABRIC GRADE VI	1689	3799	2249	4129	7229	7559
MARRIED COVER						
LEATHER - GRADE 1	1619	4289	2079	4849	7989	8319
LEATHER - GRADE 2	1719	4459	2179	5019	8319	8649
LEATHER - GRADE 3	1919	4789	2379	5349	8979	9309
LEATHER - GRADE 4	2109	5119	2579	5679	9639	9969
LEATHER - NOVELTY	2409	5279	2869	5839	9469	9799
LEATHER - NOVELTY PREMIUM	2909	5779	3369	6339	9969	10299

ITEM NUMBER:	478-OT	478-25	478-75	478-95	486-OT	486-25
DESCRIPTION:	BARKER OTTOMAN	BARKER STATIONARY CHAIR 8-WAY HAND TIE	BARKER STATIONARY LOVESEAT 8-WAY HAND TIE	BARKER STATIONARY SOFA 8-WAY HAND TIE	BARNABUS OTTOMAN	BARNABUS STATIONARY CHAIR 8-WAY HAND TIE
PROGRAM:					LUXURY ACCENTS	LUXURY ACCENTS
STANDARD FINISH:	MH-MAHOGANY	MH-MAHOGANY	MH-MAHOGANY	MH-MAHOGANY	MH-MAHOGANY	MH-MAHOGANY
SEE PG 3 FOR A COMPLETE LIST OF AVAIL FINISHES	OPTIONAL FINISHES AVAIL AT NO UPCHARGE	OPTIONAL FINISHES AVAIL AT NO UPCHARGE	OPTIONAL FINISHES AVAIL AT NO UPCHARGE	OPTIONAL FINISHES AVAIL AT NO UPCHARGE	OPTIONAL FINISHES AVAIL AT NO UPCHARGE	OPTIONAL FINISHES AVAIL AT NO UPCHARGE
STANDARD CUSHION: ADDITIONAL CUSHION OPTIONS:	N/A	SPRING DOWN HR FOAM - \$75 PREMIER DOWN - \$75	SPRING DOWN HR FOAM - \$150 PREMIER DOWN - \$150	SPRING DOWN HR FOAM - \$225 PREMIER DOWN - \$225	N/A	SPRING DOWN HR FOAM - \$75 PREMIER DOWN - \$75
PILLOW TYPE:	N/A	LOOSE PILLOW	LOOSE PILLOW	LOOSE PILLOW	N/A	TIGHT CHANNEL BACK
SPECIAL PROGRAM OPTIONS:	N/A	N/A	N/A	N/A	N/A	N/A
STANDARD RELEASE:	N/A	N/A	N/A	N/A	N/A	N/A
POWER RECLINE OPTIONS:	N/A	N/A	N/A	N/A	N/A	N/A
POWER UPCHARGES INCLUDE ALL MOTORIZED SEATS PER SKU						
STANDARD NAIL:	N/A	N/A	N/A	N/A	N/A	N/A
NO NAIL OPTION:	STANDARD	STANDARD	STANDARD	STANDARD	STANDARD	STANDARD
OVERALL DIMENSIONS:	W 31" D 23" H 18"	W 36" D 42" H 40"	W D 42" H 40"	W 93 1/2" D 42" H 40"	W 23" D 17 1/2" H 17"	W 27.5" D 35" H 36"
WEDGEWALL SPACE:						
SEAT HEIGHT:		21	21	21		20.5
SEAT DEPTH:		24	24	24		20.5
SEAT WIDTH:		25		83		20
ARM HEIGHT:		24.5	24.5	24.5		27
SEAT TO BACK HEIGHT:		19	19	19		15.5
DIST FRM WALL TO RECLNE: CHAIR IN FULL RECLINE:						
WEIGHT:	40	106	161	232	38	104
54 " PLAIN COM YDG.	2 3/4	6 3/4	16 1/4	23	3 1/2	5 1/2
CUBES:	11.71	44.20	90.23	120.34	11.71	44.22
FABRIC GRADE I / COM	1159	2639	4949	5279	1359	2639
FABRIC GRADE II	1259	2769	5219	5549	1449	2769
FABRIC GRADE III / COL	1359	2909	5479	5809	1549	2909
FABRIC GRADE IV	1449	3039	5739	6069	1649	3039
FABRIC GRADE V	1549	3169	6009	6339	1749	3169
FABRIC GRADE VI	1649	3299	6269	6599	1849	3299
MARRIED COVER						
LEATHER - GRADE 1	1489	3629	6929	7259	1819	3469
LEATHER - GRADE 2	1589	3799	7259	7589	1919	3629
LEATHER - GRADE 3	1779	4129	7919	8249	2109	3959
LEATHER - GRADE 4	1979	4459	8579	8909	2309	4289
LEATHER - NOVELTY	2279	4619	8419	8749	2609	4459
LEATHER - NOVELTY PREMIUM	2769	5119	8909	9239	3099	4949

ITEM NUMBER:	486-75 BARNABUS	486-95 BARNABUS	508-OT YORBA	508-25 YORBA	508-75 YORBA	508-95 YORBA
DESCRIPTION:	STATIONARY LOVESEAT 8-WAY HAND TIE	STATIONARY SOFA 8-WAY HAND TIE	OTTOMAN	STATIONARY CHAIR 8-WAY HAND TIE	STATIONARY LOVESEAT 8-WAY HAND TIE	STATIONARY SOFA 8-WAY HAND TIE
PROGRAM:						
STANDARD FINISH:	MH-MAHOGANY	MH-MAHOGANY	MH-MAHOGANY	MH-MAHOGANY	MH-MAHOGANY	MH-MAHOGANY
SEE PG 3 FOR A COMPLETE LIST OF AVAIL FINISHES	OPTIONAL FINISHES AVAIL AT NO UPCHARGE	OPTIONAL FINISHES AVAIL AT NO UPCHARGE	OPTIONAL FINISHES AVAIL AT NO UPCHARGE	OPTIONAL FINISHES AVAIL AT NO UPCHARGE	OPTIONAL FINISHES AVAIL AT NO UPCHARGE	OPTIONAL FINISHES AVAIL AT NO UPCHARGE
STANDARD CUSHION: ADDITIONAL CUSHION OPTIONS:	SPRING DOWN HR FOAM - \$150 PREMIER DOWN - \$150	SPRING DOWN HR FOAM - \$225 PREMIER DOWN - \$225	N/A	SPRING DOWN HR FOAM - \$75 PREMIER DOWN - \$75	SPRING DOWN HR FOAM - \$150 PREMIER DOWN - \$150	SPRING DOWN HR FOAM - \$225 PREMIER DOWN - \$225
PILLOW TYPE:	TIGHT CHANNEL BACK	TIGHT CHANNEL BACK	N/A	LOOSE PILLOW	LOOSE PILLOW	LOOSE PILLOW
SPECIAL PROGRAM OPTIONS:	N/A	N/A	N/A	N/A	N/A	N/A
STANDARD RELEASE:	N/A	N/A	N/A	N/A	N/A	N/A
POWER RECLINE OPTIONS:	N/A	N/A	N/A	N/A	N/A	N/A
POWER UPCHARGES INCLUDE ALL MOTORIZED SEATS PER SKU						
STANDARD NAIL:	N/A	N/A	N/A	N/A	N/A	N/A
NO NAIL OPTION:	STANDARD	STANDARD	STANDARD	STANDARD	STANDARD	STANDARD
OVERALL DIMENSIONS:	W 55" D 35" H 36"	W 78" D 35" H 36"	W 26" D 20" H 19"	W 33" D 37" H 35"	W 54 1/2" D 37" H 35"	W 76" D 37" H 35"
WEDGEWALL SPACE:						
SEAT HEIGHT:	20.5	20.5		20.5	20.5	20.5
SEAT DEPTH:	20.5	20.5		21.5	21.5	21.5
SEAT WIDTH:	47	70		21.5	42.5	64
ARM HEIGHT:	27	27		26	26	26
SEAT TO BACK HEIGHT:	15.5	15.5		14.5	14.5	14.5
DIST FRM WALL TO RECLNE: CHAIR IN FULL RECLINE:						
WEIGHT:	207	280	35	117	123	162
54 " PLAIN COM YDG.	8 3/4	11 1/4	2 3/4	7 3/4	11	14 3/4
CUBES:	90.23	129.32	11.71	44.22	90.23	120.34
FABRIC GRADE I / COM	4389	4789	1259	2439	3759	4129
FABRIC GRADE II	4659	5049	1359	2579	4029	4389
FABRIC GRADE III / COL	4919	5319	1449	2709	4289	4659
FABRIC GRADE IV	5179	5579	1549	2839	4559	4919
FABRIC GRADE V	5449	5839	1649	2969	4819	5179
FABRIC GRADE VI	5709	6109	1749	3099	5079	5449
MARRIED COVER						
LEATHER - GRADE 1	5879	6269	1719	3629	6209	6569
LEATHER - GRADE 2	6209	6599	1819	3799	6539	6899
LEATHER - GRADE 3	6869	7259	2019	4129	7199	7559
LEATHER - GRADE 4	7529	7919	2209	4459	7859	8219
LEATHER - NOVELTY	7359	7759	2509	4619	7689	8049
LEATHER - NOVELTY PREMIUM	7859	8249	3009	5119	8189	8549

ITEM NUMBER:	510-OT CAROLINE	510-25 CAROLINE	510-75 CAROLINE	510-95 CAROLINE	513-OT WEISS	513-25 WEISS
DESCRIPTION:	OTTOMAN	STATIONARY CHAIR 8-WAY HAND TIE	LOVESEAT 8-WAY HAND TIE	STATIONARY SOFA 8-WAY HAND TIE	OTTOMAN	STATIONARY CHAIR 8-WAY HAND TIE
PROGRAM:						
STANDARD FINISH:	MH-MAHOGANY	MH-MAHOGANY	MH-MAHOGANY	MH-MAHOGANY	MH-MAHOGANY	MH-MAHOGANY
SEE PG 3 FOR A COMPLETE LIST OF AVAIL FINISHES	OPTIONAL FINISHES AVAIL AT NO UPCHARGE	OPTIONAL FINISHES AVAIL AT NO UPCHARGE	OPTIONAL FINISHES AVAIL AT NO UPCHARGE	OPTIONAL FINISHES AVAIL AT NO UPCHARGE	OPTIONAL FINISHES AVAIL AT NO UPCHARGE	OPTIONAL FINISHES AVAIL AT NO UPCHARGE
STANDARD CUSHION: ADDITIONAL CUSHION OPTIONS:	N/A	SPRING DOWN HR FOAM - \$75 PREMIER DOWN - \$75	SPRING DOWN HR FOAM - \$150 PREMIER DOWN - \$150	SPRING DOWN HR FOAM - \$225 PREMIER DOWN - \$225	N/A	SPRING DOWN HR FOAM - \$75 PREMIER DOWN - \$75
PILLOW TYPE:	N/A	LOOSE PILLOW	LOOSE PILLOW	LOOSE PILLOW	N/A	LOOSE PILLOW
SPECIAL PROGRAM OPTIONS:	N/A	N/A	N/A	N/A	N/A	N/A
STANDARD RELEASE:	N/A	N/A	N/A	N/A	N/A	N/A
POWER RECLINE OPTIONS:	N/A	N/A	N/A	N/A	N/A	N/A
POWER UPCHARGES INCLUDE ALL MOTORIZED SEATS PER SKU						
STANDARD NAIL:	NATURAL #9	NATURAL #9	NATURAL #9	NATURAL #9	N/A	N/A
NO NAIL OPTION:	AVAILABLE	AVAILABLE	AVAILABLE	AVAILABLE	STANDARD	STANDARD
OVERALL DIMENSIONS:	W 28" D 20" H 18"	W 32 1/2" D 41" H 38"	W 59 1/2" D 41" H 38"	W 84 1/2" D 41" H 38"	W 25" D 19" H 17 1/2"	W 31 1/2" D 41" H 36"
WEDGEWALL SPACE:						
SEAT HEIGHT:		21	21	21		20
SEAT DEPTH:		22	22	22		22
SEAT WIDTH:		23	49.5	74.5		21
ARM HEIGHT:		25	25	25		25
SEAT TO BACK HEIGHT:		17	17	17		16
DIST FRM WALL TO RECLNE: CHAIR IN FULL RECLINE:						
WEIGHT:	38	136	207	270	38	136
54 " PLAIN COM YDG.	3	7 1/2	15 1/2	18 3/4	2 3/4	7 1/4
CUBES:	11.71	44.22	90.23	120.98	11.71	69.62
FABRIC GRADE I / COM	1259	2639	4849	5279	1219	2539
FABRIC GRADE II	1359	2769	5119	5549	1319	2679
FABRIC GRADE III / COL	1449	2909	5379	5809	1419	2809
FABRIC GRADE IV	1549	3039	5649	6069	1519	2939
FABRIC GRADE V	1649	3169	5909	6339	1619	3069
FABRIC GRADE VI	1749	3299	6169	6599	1719	3199
MARRIED COVER						
LEATHER - GRADE 1	1719	4189	7819	8219	1649	3729
LEATHER - GRADE 2	1819	4359	8149	8549	1749	3899
LEATHER - GRADE 3	2019	4689	8809	9209	1949	4229
LEATHER - GRADE 4	2209	5019	9469	9869	2149	4559
LEATHER - NOVELTY	2509	5179	9309	9699	2439	4719
LEATHER - NOVELTY PREMIUM	3009	5679	9799	10199	2939	5219

ITEM NUMBER:	513-75 WEISS	513-95 WEISS	517-OT JADEN	517-25 JADEN	517-25SW JADEN	517-95 JADEN
DESCRIPTION:	STATIONARY LOVESEAT 8-WAY HAND TIE	STATIONARY SOFA 8-WAY HAND TIE	OTTOMAN	STATIONARY CHAIR 8-WAY HAND TIE	SWIVEL CHAIR	STATIONARY SOFA 8-WAY HAND TIE
PROGRAM:						
STANDARD FINISH:	MH-MAHOGANY	MH-MAHOGANY	MH-MAHOGANY	MH-MAHOGANY	N/A	MH-MAHOGANY
SEE PG 3 FOR A COMPLETE LIST OF AVAIL FINISHES	OPTIONAL FINISHES AVAIL AT NO UPCHARGE	OPTIONAL FINISHES AVAIL AT NO UPCHARGE	OPTIONAL FINISHES AVAIL AT NO UPCHARGE	OPTIONAL FINISHES AVAIL AT NO UPCHARGE	N/A	OPTIONAL FINISHES AVAIL AT NO UPCHARGE
STANDARD CUSHION: ADDITIONAL CUSHION OPTIONS:	SPRING DOWN HR FOAM - \$150 PREMIER DOWN - \$150	SPRING DOWN HR FOAM - \$225 PREMIER DOWN - \$225	N/A	SPRING DOWN HR FOAM - \$75 PREMIER DOWN - \$75	SPRING DOWN HR FOAM - \$150 PREMIER DOWN - \$150	SPRING DOWN HR FOAM - \$225 PREMIER DOWN - \$225
PILLOW TYPE:	LOOSE PILLOW	LOOSE PILLOW	N/A	TUFTED BACK	TUFTED BACK	TUFTED BACK
SPECIAL PROGRAM OPTIONS:	N/A	N/A	N/A	N/A	SWIVEL - STD MEMORY SWIVEL-AVAIL	
STANDARD RELEASE:	N/A	N/A	N/A	N/A	N/A	N/A
POWER RECLINE OPTIONS:	N/A	N/A	N/A	N/A	N/A	N/A
POWER UPCHARGES INCLUDE ALL MOTORIZED SEATS PER SKU						
STANDARD NAIL:	N/A	N/A	N/A	N/A	N/A	N/A
NO NAIL OPTION:	STANDARD	STANDARD	STANDARD	STANDARD	STANDARD	STANDARD
OVERALL DIMENSIONS:	W 53 1/2" D 41" H 36"	W 75" D 41" H 36"	W 30" D 22" H 17 1/2"	W 39 1/2" D 41" H 33"	W 39 1/2" D 41" H 33"	W 86" D 41" H 33"
WEDGEWALL SPACE:						
SEAT HEIGHT:	20	20		20	20	20
SEAT DEPTH:	22	22		23.5	23.5	23.5
SEAT WIDTH:	44.5	66		28.5	28.5	74
ARM HEIGHT:	25	25		30.5	30.5	30.5
SEAT TO BACK HEIGHT:	16	16		13	13	13
DIST FRM WALL TO RECLNE: CHAIR IN FULL RECLINE:						
WEIGHT:	207	270	35	121	151	222
54 " PLAIN COM YDG.	13	15 1/4	3 1/2	8 1/2	8 1/2	16 1/4
CUBES:	90.23	120.34	11.71	44.22	44.22	120.34
FABRIC GRADE I / COM	4129	4519	1319	3469	3629	6599
FABRIC GRADE II	4389	4789	1419	3599	3759	6869
FABRIC GRADE III / COL	4659	5049	1519	3729	3899	7129
FABRIC GRADE IV	4919	5319	1619	3859	4029	7389
FABRIC GRADE V	5179	5579	1719	3999	4159	7659
FABRIC GRADE VI	5449	5839	1819	4129	4289	7919
MARRIED COVER						
LEATHER - GRADE 1	6399	6769	1719	4949	4949	8749
LEATHER - GRADE 2	6729	7099	1819	5119	5119	9079
LEATHER - GRADE 3	7389	7759	2019	5449	5449	9739
LEATHER - GRADE 4	8049	8419	2209	5779	5779	10399
LEATHER - NOVELTY	7889	8249	2509	5939	5939	10229
LEATHER - NOVELTY PREMIUM	8379	8749	3009	6439	6439	10729

ITEM NUMBER:	518-OT LAYNA	518-25 LAYNA	518-75 LAYNA	518-95 LAYNA	534-OT DAVIDSON	534-25 DAVIDSON
DESCRIPTION:	OTTOMAN	STATIONARY CHAIR 8-WAY HAND TIE	STATIONARY LOVESEAT 8-WAY HAND TIE	STATIONARY SOFA 8-WAY HAND TIE	OTTOMAN	STATIONARY CHAIR 8-WAY HAND TIE
PROGRAM:						
STANDARD FINISH:	MH-MAHOGANY	MH-MAHOGANY	MH-MAHOGANY	MH-MAHOGANY	MH-MAHOGANY	MH-MAHOGANY
SEE PG 3 FOR A COMPLETE LIST OF AVAIL FINISHES	OPTIONAL FINISHES AVAIL AT NO UPCHARGE	OPTIONAL FINISHES AVAIL AT NO UPCHARGE	OPTIONAL FINISHES AVAIL AT NO UPCHARGE	OPTIONAL FINISHES AVAIL AT NO UPCHARGE	OPTIONAL FINISHES AVAIL AT NO UPCHARGE	OPTIONAL FINISHES AVAIL AT NO UPCHARGE
STANDARD CUSHION: ADDITIONAL CUSHION OPTIONS:	N/A	SPRING DOWN HR FOAM - \$75 PREMIER DOWN - \$75	SPRING DOWN HR FOAM - \$150 PREMIER DOWN - \$150	SPRING DOWN HR FOAM - \$225 PREMIER DOWN - \$225	N/A	SPRING DOWN HR FOAM - \$75 PREMIER DOWN - \$75
PILLOW TYPE:	N/A	LOOSE PILLOW	LOOSE PILLOW	LOOSE PILLOW	N/A	LOOSE PILLOW
SPECIAL PROGRAM OPTIONS:	N/A	N/A	N/A	N/A	N/A	N/A
STANDARD RELEASE:	N/A	N/A	N/A	N/A	N/A	N/A
POWER RECLINE OPTIONS:	N/A	N/A	N/A	N/A	N/A	N/A
POWER UPCHARGES INCLUDE ALL MOTORIZED SEATS PER SKU						
STANDARD NAIL:	NATURAL #9	NATURAL #9	NATURAL #9	NATURAL #9	NATURAL #9	NATURAL #9
NO NAIL OPTION:	AVAILABLE	AVAILABLE	AVAILABLE	AVAILABLE	AVAILABLE	AVAILABLE
OVERALL DIMENSIONS:	W 30" D 22" H 17 1/2"	W 32" D 42 1/2" H 38"	W D 42 1/2" H 38"	W 83 1/2" D 42 1/2" H 38"	W 25" D 19" H 17 1/2"	W 33" D 37 1/2" H 36"
WEDGEWALL SPACE:						
SEAT HEIGHT:		20.5		20.5		20.5
SEAT DEPTH:		22		22		21
SEAT WIDTH:		24		74		22
ARM HEIGHT:		25		25		26
SEAT TO BACK HEIGHT:		17.5		17.5		15.5
DIST FRM WALL TO RECLNE: CHAIR IN FULL RECLINE:						
WEIGHT:	35	116	136	212	34	101
54 " PLAIN COM YDG.	3 1/4	8 1/2	13 1/2	16 3/4	3 1/2	8
CUBES:	11.71	44.22	90.23	120.34	11.71	44.22
FABRIC GRADE I / COM	1319	2809	4889	5279	1189	2349
FABRIC GRADE II	1419	2939	5149	5549	1289	2479
FABRIC GRADE III / COL	1519	3069	5409	5809	1389	2609
FABRIC GRADE IV	1619	3199	5679	6069	1489	2739
FABRIC GRADE V	1719	3339	5939	6339	1589	2869
FABRIC GRADE VI	1819	3469	6209	6599	1689	3009
MARRIED COVER						
LEATHER - GRADE 1	1719	3959	7159	7489	1519	3469
LEATHER - GRADE 2	1819	4129	7489	7819	1619	3629
LEATHER - GRADE 3	2019	4459	8149	8479	1819	3959
LEATHER - GRADE 4	2209	4789	8809	9139	2019	4289
LEATHER - NOVELTY	2509	4949	8649	8979	2309	4459
LEATHER - NOVELTY PREMIUM	3009	5449	9139	9469	2809	4949

ITEM NUMBER:	534-75 DAVIDSON	534-95 DAVIDSON	549-OT RODNEY	549-25 RODNEY	549-75 RODNEY	549-95 RODNEY
DESCRIPTION:	LOVESEAT 8-WAY HAND TIE	STATIONARY SOFA 8-WAY HAND TIE	OTTOMAN	STATIONARY CHAIR	LOVESEAT 8-WAY HAND TIE	STATIONARY SOFA 8-WAY HAND TIE
PROGRAM:						
STANDARD FINISH:	MH-MAHOGANY	MH-MAHOGANY	MH-MAHOGANY	MH-MAHOGANY	MH-MAHOGANY	MH-MAHOGANY
SEE PG 3 FOR A COMPLETE LIST OF AVAIL FINISHES	OPTIONAL FINISHES AVAIL AT NO UPCHARGE	OPTIONAL FINISHES AVAIL AT NO UPCHARGE	OPTIONAL FINISHES AVAIL AT NO UPCHARGE	OPTIONAL FINISHES AVAIL AT NO UPCHARGE	OPTIONAL FINISHES AVAIL AT NO UPCHARGE	OPTIONAL FINISHES AVAIL AT NO UPCHARGE
STANDARD CUSHION: ADDITIONAL CUSHION OPTIONS:	SPRING DOWN HR FOAM - \$150 PREMIER DOWN - \$150	SPRING DOWN HR FOAM - \$225 PREMIER DOWN - \$225	N/A	SPRING DOWN HR FOAM - \$75 PREMIER DOWN - \$75	SPRING DOWN HR FOAM - \$150 PREMIER DOWN - \$150	SPRING DOWN HR FOAM - \$225 PREMIER DOWN - \$225
PILLOW TYPE:	LOOSE PILLOW	LOOSE PILLOW	N/A	LOOSE PILLOW	LOOSE PILLOW	LOOSE PILLOW
SPECIAL PROGRAM OPTIONS:	N/A	N/A	N/A	N/A	N/A	N/A
STANDARD RELEASE:	N/A	N/A	N/A	N/A	N/A	N/A
POWER RECLINE OPTIONS:	N/A	N/A	N/A	N/A	N/A	N/A
POWER UPCHARGES INCLUDE ALL MOTORIZED SEATS PER SKU						
STANDARD NAIL:	NATURAL #9	NATURAL #9	NO NAIL ADD NAILS NO CHARGE	NO NAIL ADD NAILS NO CHARGE	NO NAIL ADD NAILS NO CHARGE	NO NAIL ADD NAILS NO CHARGE
NO NAIL OPTION:	AVAILABLE	AVAILABLE	STANDARD	STANDARD	STANDARD	STANDARD
OVERALL DIMENSIONS:	W 54 1/2" D 37 1/2" H 36"	W 77" D 37 1/2" H 36"	W 24" D 18" H 18 1/2"	W 35" D 39" H 36"	W 57" D 39" H 36"	W 80" D 39" H 36"
WEDGEWALL SPACE:						
SEAT HEIGHT:	20.5	20.5		20.5	20.5	20.5
SEAT DEPTH:	21	21		22.5	22.5	22.5
SEAT WIDTH:	44	65		22	44	67
ARM HEIGHT:	26	26		24.5	24.5	24.5
SEAT TO BACK HEIGHT:	15.5	15.5		15.5	15.5	15.5
DIST FRM WALL TO RECLNE:						
CHAIR IN FULL RECLINE:						
WEIGHT:	160	182	40	110	137	180
54 " PLAIN COM YDG.	11	15 1/2	2 1/2	7 1/2	11 1/2	14 3/4
CUBES:	90.23	120.34	11.71	44.22	90.23	120.34
FABRIC GRADE I / COM	3959	4359	1189	2479	4129	4519
FABRIC GRADE II	4229	4619	1289	2609	4389	4789
FABRIC GRADE III / COL	4489	4889	1389	2739	4659	5049
FABRIC GRADE IV	4749	5149	1489	2869	4919	5319
FABRIC GRADE V	5019	5409	1589	3009	5179	5579
FABRIC GRADE VI	5279	5679	1689	3139	5449	5839
MARRIED COVER						
LEATHER - GRADE 1	6209	6569	1749	4029	6209	6569
LEATHER - GRADE 2	6539	6899	1849	4189	6539	6899
LEATHER - GRADE 3	7199	7559	2049	4519	7199	7559
LEATHER - GRADE 4	7859	8219	2249	4849	7859	8219
LEATHER - NOVELTY	7689	8049	2539	5019	7689	8049
LEATHER - NOVELTY PREMIUM	8189	8549	3039	5509	8189	8549



ITEM NUMBER:	579-OT REDDISH	579-25 REDDISH	579-75 REDDISH	579-95 REDDISH	587-OT JADEN	587-25 JADEN
DESCRIPTION:	OTTOMAN	STATIONARY CHAIR 8-WAY HAND TIE	LOVESEAT 8-WAY HAND TIE	STATIONARY SOFA 8-WAY HAND TIE	OTTOMAN	STATIONARY CHAIR 8-WAY HAND TIE
PROGRAM:						
STANDARD FINISH:	MH-MAHOGANY	MH-MAHOGANY	MH-MAHOGANY	MH-MAHOGANY	MH-MAHOGANY	MH-MAHOGANY
SEE PG 3 FOR A COMPLETE LIST OF AVAIL FINISHES	OPTIONAL FINISHES AVAIL AT NO UPCHARGE	OPTIONAL FINISHES AVAIL AT NO UPCHARGE	OPTIONAL FINISHES AVAIL AT NO UPCHARGE	OPTIONAL FINISHES AVAIL AT NO UPCHARGE	OPTIONAL FINISHES AVAIL AT NO UPCHARGE	OPTIONAL FINISHES AVAIL AT NO UPCHARGE
STANDARD CUSHION: ADDITIONAL CUSHION OPTIONS:	N/A	SPRING DOWN HR FOAM - \$75 PREMIER DOWN - \$75	SPRING DOWN HR FOAM - \$150 PREMIER DOWN - \$150	SPRING DOWN HR FOAM - \$225 PREMIER DOWN - \$225	N/A	SPRING DOWN HR FOAM - \$75 PREMIER DOWN - \$75
PILLOW TYPE:	N/A	LOOSE PILLOW	LOOSE PILLOW	LOOSE PILLOW	N/A	TUFTED BACK
SPECIAL PROGRAM OPTIONS:	Choice of Turned or Tapered Leg	Choice of Turned or Tapered Leg	Choice of Turned or Tapered Leg	Choice of Turned or Tapered Leg	N/A	N/A
STANDARD RELEASE:	N/A	N/A	N/A	N/A	N/A	N/A
POWER RECLINE OPTIONS:	N/A	N/A	N/A	N/A	N/A	N/A
POWER UPCHARGES INCLUDE ALL MOTORIZED SEATS PER SKU						
STANDARD NAIL:	NATURAL #9	NATURAL #9	NATURAL #9	NATURAL #9	N/A	N/A
NO NAIL OPTION:	AVAILABLE	AVAILABLE	AVAILABLE	AVAILABLE	STANDARD	STANDARD
OVERALL DIMENSIONS:	W 28 1/2" D 20 1/2" H 17"	W 38" D 40" H 38 1/2"	W 65" D 40" H 38 1/2"	W 88" D 40" H 38 1/2"	W 30" D 22" H 17 1/2"	W 39 1/2" D 41" H 33"
WEDGEWALL SPACE:						
SEAT HEIGHT:		20.5	20.5	20.5		20
SEAT DEPTH:		22	22	22		23.5
SEAT WIDTH:		24	49	73.5		28.5
ARM HEIGHT:		25	25	25		30.5
SEAT TO BACK HEIGHT:		19.5	19.5	19.5		13
DIST FRM WALL TO RECLNE: CHAIR IN FULL RECLINE:						
WEIGHT:	39	136	210	222	35	121
54 " PLAIN COM YDG.	4	8 1/2	13 1/2	16 3/4	3 1/2	8 3/4
CUBES:	11.71	44.22	90.23	120.34	11.71	44.22
FABRIC GRADE I / COM	1219	2809	4719	5119	1319	3469
FABRIC GRADE II	1319	2939	4989	5379	1419	3599
FABRIC GRADE III / COL	1419	3069	5249	5649	1519	3729
FABRIC GRADE IV	1519	3199	5509	5909	1619	3859
FABRIC GRADE V	1619	3339	5779	6169	1719	3999
FABRIC GRADE VI	1719	3469	6039	6439	1819	4129
MARRIED COVER	MARRIED COVER AVAILABLE. PRICING GRID ON PG 87 - 88	MARRIED COVER AVAILABLE. PRICING GRID ON PG 87 - 88	MARRIED COVER AVAILABLE. PRICING GRID ON PG 87 - 88	MARRIED COVER AVAILABLE. PRICING GRID ON PG 87 - 88	MARRIED COVER AVAILABLE. PRICING GRID ON PG 87 - 88	MARRIED COVER AVAILABLE. PRICING GRID ON PG 87 - 88
LEATHER - GRADE 1	1649	3959	7029	7429	1719	4949
LEATHER - GRADE 2	1749	4129	7359	7759	1819	5119
LEATHER - GRADE 3	1949	4459	8019	8419	2019	5449
LEATHER - GRADE 4	2149	4789	8679	9079	2209	5779
LEATHER - NOVELTY	2439	4949	8519	8909	2509	5939
LEATHER - NOVELTY PREMIUM	2939	5449	9009	9409	3009	6439

ITEM NUMBER:	587-25SW JADEN	587-95 JADEN	600-OT ZION	600-25 ZION	600-75 ZION	600-95 ZION
DESCRIPTION:	SWIVEL CHAIR	STATIONARY SOFA 8-WAY HAND TIE W/ BENCH SEAT	OTTOMAN	STATIONARY CHAIR 8-WAY HAND TIE	LOVESEAT 8-WAY HAND TIE	STATIONARY SOFA 8-WAY HAND TIE
PROGRAM:						
STANDARD FINISH:	N/A	MH-MAHOGANY	MH-MAHOGANY	MH-MAHOGANY	MH-MAHOGANY	MH-MAHOGANY
SEE PG 3 FOR A COMPLETE LIST OF AVAIL FINISHES	N/A	OPTIONAL FINISHES AVAIL AT NO UPCHARGE	OPTIONAL FINISHES AVAIL AT NO UPCHARGE	OPTIONAL FINISHES AVAIL AT NO UPCHARGE	OPTIONAL FINISHES AVAIL AT NO UPCHARGE	OPTIONAL FINISHES AVAIL AT NO UPCHARGE
STANDARD CUSHION: ADDITIONAL CUSHION OPTIONS:	SPRING DOWN HR FOAM - \$75 PREMIER DOWN - \$75	SPRING DOWN HR FOAM - \$225 PREMIER DOWN - \$225	N/A	SPRING DOWN HR FOAM - \$75 PREMIER DOWN - \$75	SPRING DOWN HR FOAM - \$150 PREMIER DOWN - \$150	SPRING DOWN HR FOAM - \$225 PREMIER DOWN - \$225
PILLOW TYPE:	TUFTED BACK	TUFTED BACK	N/A	LOOSE PILLOW	LOOSE PILLOW	LOOSE PILLOW
SPECIAL PROGRAM OPTIONS:	SWIVEL - STD MEMORY SWIVEL-AVAIL	N/A	N/A	N/A	N/A	N/A
STANDARD RELEASE:	N/A	N/A	N/A	N/A	N/A	N/A
POWER RECLINE OPTIONS:	N/A	N/A	N/A	N/A	N/A	N/A
POWER UPCHARGES INCLUDE ALL MOTORIZED SEATS PER SKU						
STANDARD NAIL:	N/A	N/A	N/A	N/A	N/A	N/A
NO NAIL OPTION:	STANDARD	STANDARD	STANDARD	STANDARD	STANDARD	STANDARD
OVERALL DIMENSIONS:	W 39 1/2" D 41" H 33"	W 86" D 41" H 33"	W 25" D 19" H 17 1/2"	W 37" D 39 1/2" H 37"	W 63" D 39 1/2" H 37"	W 87" D 39 1/2" H 37"
WEDGEWALL SPACE:						
SEAT HEIGHT:	20	20		20	20	20
SEAT DEPTH:	23.5	23.5		22	22	22
SEAT WIDTH:	28.5	74		24.5	49.5	73.5
ARM HEIGHT:	30.5	30.5		26	26	26
SEAT TO BACK HEIGHT:	13	13		17	17	17
DIST FRM WALL TO RECLNE: CHAIR IN FULL RECLINE:						
WEIGHT:	151	222	34	101	205	217
54 " PLAIN COM YDG.	9	16 1/4	2 3/4	8 1/4	13	16 3/4
CUBES:	44.22	120.34	11.71	44.22	90.23	120.34
FABRIC GRADE I / COM	3629	6599	1189	2639	4589	4949
FABRIC GRADE II	3759	6869	1289	2769	4849	5219
FABRIC GRADE III / COL	3899	7129	1389	2909	5119	5479
FABRIC GRADE IV	4029	7389	1489	3039	5379	5739
FABRIC GRADE V	4159	7659	1589	3169	5649	6009
FABRIC GRADE VI	4289	7919	1689	3299	5909	6269
MARRIED COVER						
LEATHER - GRADE 1	4949	8749	1389	3799	6669	7029
LEATHER - GRADE 2	5119	9079	1489	3959	6999	7359
LEATHER - GRADE 3	5449	9739	1689	4289	7659	8019
LEATHER - GRADE 4	5779	10399	1879	4619	8319	8679
LEATHER - NOVELTY	5939	10229	2179	4789	8149	8519
LEATHER - NOVELTY PREMIUM	6439	10729	2679	5279	8649	9009

ITEM NUMBER:	604-OT RAYLEN	604-25 RAYLEN	604-75 RAYLEN	604-95 RAYLEN	693-85 LAVENDER	694-85 LAVENDER
DESCRIPTION:	STATIONARY OTTOMAN	STATIONARY CHAIR 8-WAY HAND TIE	STATIONARY LOVESEAT 8-WAY HAND TIE	STATIONARY SOFA 8-WAY HAND TIE	SETTEE	SETTEE
PROGRAM:					LUXURY ACCENTS	LUXURY ACCENTS
STANDARD FINISH:	MH-MAHOGANY	MH-MAHOGANY	MH-MAHOGANY	MH-MAHOGANY	MH-MAHOGANY	MH-MAHOGANY
SEE PG 3 FOR A COMPLETE LIST OF AVAIL FINISHES	OPTIONAL FINISHES AVAIL AT NO UPCHARGE	OPTIONAL FINISHES AVAIL AT NO UPCHARGE	OPTIONAL FINISHES AVAIL AT NO UPCHARGE	OPTIONAL FINISHES AVAIL AT NO UPCHARGE	OPTIONAL FINISHES AVAIL AT NO UPCHARGE	OPTIONAL FINISHES AVAIL AT NO UPCHARGE
STANDARD CUSHION: ADDITIONAL CUSHION OPTIONS:	N/A	SPRING DOWN HR FOAM - \$75 PREMIER DOWN - \$75	SPRING DOWN HR FOAM - \$150 PREMIER DOWN - \$150	SPRING DOWN HR FOAM - \$225 PREMIER DOWN - \$225	SPRING DOWN HR FOAM - \$150 PREMIER DOWN - \$150	SPRING DOWN HR FOAM - \$150 PREMIER DOWN - \$150
PILLOW TYPE:	N/A	LOOSE PILLOW	LOOSE PILLOW	LOOSE PILLOW	TIGHT BACK	TIGHT BACK
SPECIAL PROGRAM OPTIONS:	Choice of Turned or Tapered Leg	Choice of Turned or Tapered Leg	Choice of Turned or Tapered Leg	Choice of Turned or Tapered Leg	N/A	N/A
STANDARD RELEASE:	N/A	N/A	N/A	N/A	N/A	N/A
POWER RECLINE OPTIONS:	N/A	N/A	N/A	N/A	N/A	N/A
POWER UPCHARGES INCLUDE ALL MOTORIZED SEATS PER SKU						
STANDARD NAIL:	NATURAL #9	NATURAL #9	NATURAL #9	NATURAL #9	NATURAL #9	NATURAL #9
NO NAIL OPTION:	AVAILABLE	AVAILABLE	AVAILABLE	AVAILABLE	AVAILABLE	AVAILABLE
OVERALL DIMENSIONS:	W 26" D 19" H 17"	W 37" D 39" H 35 1/2"	W 59 1/2" D 39" H 35 1/2"	W 80 1/2" D 39" H 35 1/2"	W 55 1/2" D 39 1/2" H 39 1/2"	W 55 1/2" D 39 1/2" H 39 1/2"
WEDGEWALL SPACE:		20.5	20.5	20.5	20.5	20.5
SEAT HEIGHT:		22	22	22	24.5	24.5
SEAT DEPTH:		22	44	65	48	48
SEAT WIDTH:		25	25	25	21.5	21.5
ARM HEIGHT:		15	15	15	19	19
SEAT TO BACK HEIGHT:						
DIST FRM WALL TO RECLNE:						
CHAIR IN FULL RECLINE:						
WEIGHT:	39	132	208	280	165	165
54 " PLAIN COM YDG.	3	8 1/2	11 1/2	15 1/4	11 3/4	11 3/4
CUBES:	11.71	44.22	90.23	120.34	90.23	90.23
FABRIC GRADE I / COM	1189	2639	4359	4689	3959	3959
FABRIC GRADE II	1289	2769	4619	4949	4229	4229
FABRIC GRADE III / COL	1389	2909	4889	5219	4489	4489
FABRIC GRADE IV	1489	3039	5149	5479	4749	4749
FABRIC GRADE V	1589	3169	5409	5739	5019	5019
FABRIC GRADE VI	1689	3299	5679	6009	5279	5279
MARRIED COVER						
LEATHER - GRADE 1	1619	3859	6569	6929	5839	5839
LEATHER - GRADE 2	1719	4029	6899	7259	6169	6169
LEATHER - GRADE 3	1919	4359	7559	7919	6829	6829
LEATHER - GRADE 4	2109	4689	8219	8579	7489	7489
LEATHER - NOVELTY	2409	4849	8049	8419	7329	7329
LEATHER - NOVELTY PREMIUM	2909	5349	8549	8909	7819	7819

ITEM NUMBER:	695-85 THOMPSON	730-OT AMELIA	730-25 AMELIA	730-95 AMELIA	733-OT AMELIA	733-25 AMELIA
DESCRIPTION:	SETTEE 8-WAY HAND TIE	OTTOMAN	STATIONARY CHAIR 8-WAY HAND TIE	STATIONARY SOFA 8-WAY HAND TIE	OTTOMAN	STATIONARY CHAIR 8-WAY HAND TIE
PROGRAM:	LUXURY ACCENTS					
STANDARD FINISH:	MH-MAHOGANY	MH-MAHOGANY	MH-MAHOGANY	MH-MAHOGANY	MH-MAHOGANY	MH-MAHOGANY
SEE PG 3 FOR A COMPLETE LIST OF AVAIL FINISHES	OPTIONAL FINISHES AVAIL AT NO UPCHARGE	OPTIONAL FINISHES AVAIL AT NO UPCHARGE	OPTIONAL FINISHES AVAIL AT NO UPCHARGE	OPTIONAL FINISHES AVAIL AT NO UPCHARGE	OPTIONAL FINISHES AVAIL AT NO UPCHARGE	OPTIONAL FINISHES AVAIL AT NO UPCHARGE
STANDARD CUSHION: ADDITIONAL CUSHION OPTIONS:	SPRING DOWN HR FOAM - \$150 PREMIER DOWN - \$150	N/A	SPRING DOWN HR FOAM - \$75 PREMIER DOWN - \$75	SPRING DOWN HR FOAM - \$225 PREMIER DOWN - \$225	N/A	SPRING DOWN HR FOAM - \$75 PREMIER DOWN - \$75
PILLOW TYPE:	TIGHT BACK	N/A	LOOSE PILLOW	LOOSE PILLOW	N/A	LOOSE PILLOW
SPECIAL PROGRAM OPTIONS:	N/A	N/A	COMES STANDARD WITH QTY 1 BOLSTER PILLOW	COMES STANDARD WITH QTY 2 BOLSTER PILLOWS	N/A	COMES STANDARD WITH QTY 1 BOLSTER PILLOW
STANDARD RELEASE:	N/A	N/A	N/A	N/A	N/A	N/A
POWER RECLINE OPTIONS:	N/A	N/A	N/A	N/A	N/A	N/A
POWER UPCHARGES INCLUDE ALL MOTORIZED SEATS PER SKU						
STANDARD NAIL:	NATURAL #9/#54	NATURAL #9	NATURAL #9	NATURAL #9	NATURAL #9	NATURAL #9
NO NAIL OPTION:	AVAILABLE	AVAILABLE	AVAILABLE	AVAILABLE	AVAILABLE	AVAILABLE
OVERALL DIMENSIONS:	W 62" D 36 1/2" H 36 1/2"	W 28" D 21" H 17 1/2"	W 32" D 41" H 36"	W 85" D 41" H 36"	W 28" D 21" H 17 1/2"	W 32" D 41" H 36"
WEDGEWALL SPACE:						
SEAT HEIGHT:	20		20.5	20.5		20.5
SEAT DEPTH:	22.5		23.5	23.5		23.5
SEAT WIDTH:	48		24	77		24
ARM HEIGHT:	25.5		25	25		25
SEAT TO BACK HEIGHT:	16.5		15.5	15.5		15.5
DIST FRM WALL TO RECLNE: CHAIR IN FULL RECLINE:						
WEIGHT:	155	35	97	207	35	97
54 " PLAIN COM YDG.	10 1/2	3	7 1/2	18	3	7 1/2
CUBES:	90.23	11.71	44.22	120.34	11.71	44.22
FABRIC GRADE I / COM	3599	1159	3039	5609	1159	3039
FABRIC GRADE II	3859	1259	3169	5879	1259	3169
FABRIC GRADE III / COL	4129	1359	3299	6139	1359	3299
FABRIC GRADE IV	4389	1449	3429	6399	1449	3429
FABRIC GRADE V	4659	1549	3569	6669	1549	3569
FABRIC GRADE VI	4919	1649	3699	6929	1649	3699
MARRIED COVER						
LEATHER - GRADE 1	5079				1549	4129
LEATHER - GRADE 2	5409				1649	4289
LEATHER - GRADE 3	6069				1849	4619
LEATHER - GRADE 4	6729				2049	4949
LEATHER - NOVELTY	6569				2349	5119
LEATHER - NOVELTY PREMIUM	7059				2839	5609

ITEM NUMBER:	733-75 AMELIA	733-95 AMELIA	738-OT AMELIA	738-25 AMELIA	738-95 AMELIA	759-OT WEST HAVEN
DESCRIPTION:	STATIONARY LOVESEAT 8-WAY HAND TIE	STATIONARY SOFA 8-WAY HAND TIE	OTTOMAN	STATIONARY CHAIR 8-WAY HAND TIE	STATIONARY SOFA 8-WAY HAND TIE W/ BENCH SEAT	OTTOMAN
PROGRAM:						
STANDARD FINISH:	MH-MAHOGANY	MH-MAHOGANY	MH-MAHOGANY	MH-MAHOGANY	MH-MAHOGANY	MH-MAHOGANY
SEE PG 3 FOR A COMPLETE LIST OF AVAIL FINISHES	OPTIONAL FINISHES AVAIL AT NO UPCHARGE	OPTIONAL FINISHES AVAIL AT NO UPCHARGE	OPTIONAL FINISHES AVAIL AT NO UPCHARGE	OPTIONAL FINISHES AVAIL AT NO UPCHARGE	OPTIONAL FINISHES AVAIL AT NO UPCHARGE	OPTIONAL FINISHES AVAIL AT NO UPCHARGE
STANDARD CUSHION: ADDITIONAL CUSHION OPTIONS:	SPRING DOWN HR FOAM - \$150 PREMIER DOWN - \$150	SPRING DOWN HR FOAM - \$225 PREMIER DOWN - \$225	N/A	SPRING DOWN HR FOAM - \$75 PREMIER DOWN - \$75	SPRING DOWN HR FOAM - \$225 PREMIER DOWN - \$225	N/A
PILLOW TYPE:	LOOSE PILLOW	LOOSE PILLOW	N/A	LOOSE PILLOW	LOOSE PILLOW	N/A
SPECIAL PROGRAM OPTIONS:	COMES STANDARD WITH QTY 2 BOLSTER PILLOWS	COMES STANDARD WITH QTY 3 BOLSTER PILLOWS	N/A	COMES STANDARD WITH QTY 1 BOLSTER PILLOW	COMES STANDARD WITH QTY 2 BOLSTER PILLOWS	Choice of Turned or Tapered Leg
STANDARD RELEASE:	N/A	N/A	N/A	N/A	N/A	N/A
POWER RECLINE OPTIONS:	N/A	N/A	N/A	N/A	N/A	N/A
POWER UPCHARGES INCLUDE ALL MOTORIZED SEATS PER SKU						
STANDARD NAIL:	NATURAL #9	NATURAL #9	NATURAL #9	NATURAL #9	NATURAL #9	NATURAL #9
NO NAIL OPTION:	AVAILABLE	AVAILABLE	AVAILABLE	AVAILABLE	AVAILABLE	AVAILABLE
OVERALL DIMENSIONS:	W D 41" H 36"	W 85" D 41" H 36"	W 28" D 21" H 17 1/2"	W 32" D 41" H 36"	W 85" D 41" H 36"	W 26" D 19 1/2" H 15 1/2"
WEDGEWALL SPACE:						
SEAT HEIGHT:		20.5		20.5	20.5	
SEAT DEPTH:		23.5		23.5	23.5	
SEAT WIDTH:		77		24	77	
ARM HEIGHT:		25		25	25	
SEAT TO BACK HEIGHT:		15.5		15.5	15.5	
DIST FRM WALL TO RECLNE:						
CHAIR IN FULL RECLINE:						
WEIGHT:		207	35	97	207	32
54 " PLAIN COM YDG.		18	3	7 1/2	18	3 1/4
CUBES:		120.34	11.71	44.22	120.34	11.71
FABRIC GRADE I / COM	5279	5609	1159	3039	5609	1419
FABRIC GRADE II	5549	5879	1259	3169	5879	1519
FABRIC GRADE III / COL	5809	6139	1359	3299	6139	1619
FABRIC GRADE IV	6069	6399	1449	3429	6399	1719
FABRIC GRADE V	6339	6669	1549	3569	6669	1819
FABRIC GRADE VI	6599	6929	1649	3699	6929	1919
MARRIED COVER						
LEATHER - GRADE 1	8089	8449				1879
LEATHER - GRADE 2	8419	8779				1979
LEATHER - GRADE 3	9079	9439				2179
LEATHER - GRADE 4	9739	10099				2379
LEATHER - NOVELTY	9569	9939				2679
LEATHER - NOVELTY PREMIUM	10069	10429				3169

ITEM NUMBER:	759-25 WEST HAVEN	759-75 WEST HAVEN	759-95 WEST HAVEN	770/771/772/773/774 -CO MADISON/MELVILLE/ MARLEIGH/MANNING/ MALLORY CORNER OTTOMAN	770/771/772/773/774 -OT MADISON/MELVILLE/ MARLEIGH/MANNING/ MALLORY OTTOMAN	770/771/772/773/774 -SO MADISON/MELVILLE/ MARLEIGH/MANNING/ MALLORY SECTIONAL OTTOMAN
DESCRIPTION:	STATIONARY CHAIR 8-WAY HAND TIE	STATIONARY LOVESEAT 8-WAY HAND TIE	STATIONARY SOFA 8-WAY HAND TIE			
PROGRAM:				PLAZA MIDWOOD	PLAZA MIDWOOD	PLAZA MIDWOOD
STANDARD FINISH:	MH-MAHOGANY	MH-MAHOGANY	MH-MAHOGANY	MH-MAHOGANY	MH-MAHOGANY	MH-MAHOGANY
SEE PG 3 FOR A COMPLETE LIST OF AVAIL FINISHES	OPTIONAL FINISHES AVAIL AT NO UPCHARGE	OPTIONAL FINISHES AVAIL AT NO UPCHARGE	OPTIONAL FINISHES AVAIL AT NO UPCHARGE	OPTIONAL FINISHES AVAIL AT NO UPCHARGE	OPTIONAL FINISHES AVAIL AT NO UPCHARGE	OPTIONAL FINISHES AVAIL AT NO UPCHARGE
STANDARD CUSHION: ADDITIONAL CUSHION OPTIONS:	SPRING DOWN HR FOAM - \$75 PREMIER DOWN - \$75	SPRING DOWN HR FOAM - \$150 PREMIER DOWN - \$150	SPRING DOWN HR FOAM - \$225 PREMIER DOWN - \$225	N/A	N/A	N/A
PILLOW TYPE:	LOOSE PILLOW	LOOSE PILLOW	LOOSE PILLOW	N/A	N/A	N/A
SPECIAL PROGRAM OPTIONS:	Choice of Turned or Tapered Leg	Choice of Turned or Tapered Leg	Choice of Turned or Tapered Leg	N/A	STD LEG - TAPERED OPT LEG - CONE	N/A
STANDARD RELEASE:	N/A	N/A	N/A	N/A	N/A	N/A
POWER RECLINE OPTIONS:	N/A	N/A	N/A	N/A	N/A	N/A
POWER UPCHARGES INCLUDE ALL MOTORIZED SEATS PER SKU						
STANDARD NAIL:	NATURAL #9	NATURAL #9	NATURAL #9	770/771/772/773 - N/A 774 - NAT #9	770/771/772 - N/A 773/774 - NAT #9	770/771/772/773 - N/A 774 - NAT #9
NO NAIL OPTION:	AVAILABLE	AVAILABLE	AVAILABLE	770/771/772/773 - STD 774 - AVAILABLE	770/771/772 - STD 773/774 - AVAILABLE	770/771/772/773 - STD 774 - AVAILABLE
OVERALL DIMENSIONS:	W 37" D 38" H 36"	W 59" D 38" H 36"	W 82" D 38" H 36"	SEE SCHEMATIC ON PAGES 93 - 95 FOR DIMENSIONS PER STYLE	SEE SCHEMATIC ON PAGES 93 - 95 FOR DIMENSIONS PER STYLE	SEE SCHEMATIC ON PAGES 93 - 95 FOR DIMENSIONS PER STYLE
WEDGEWALL SPACE:						
SEAT HEIGHT:	21	21	21			
SEAT DEPTH:	21	21	21			
SEAT WIDTH:	23	46	68			
ARM HEIGHT:	25	25	25			
SEAT TO BACK HEIGHT:	15	15	15			
DIST FRM WALL TO RECLNE: CHAIR IN FULL RECLINE:						
WEIGHT:	113	165	245	45	30	55
54 " PLAIN COM YDG.	8 3/4	12 1/4	15 3/4	5 1/4	3	4 3/4
CUBES:	44.22	90.23	120.34	26.83	11.71	26.83
FABRIC GRADE I / COM	2709	4129	4519	1589	1259	1749
FABRIC GRADE II	2839	4389	4789	1689	1359	1849
FABRIC GRADE III / COL	2969	4659	5049	1779	1449	1949
FABRIC GRADE IV	3099	4919	5319	1879	1549	2049
FABRIC GRADE V	3239	5179	5579	1979	1649	2149
FABRIC GRADE VI	3369	5449	5839	2079	1749	2249
MARRIED COVER						
LEATHER - GRADE 1	4029	6929	7329	2079	1389	2439
LEATHER - GRADE 2	4189	7259	7659	2179	1489	2539
LEATHER - GRADE 3	4519	7919	8319	2379	1689	2739
LEATHER - GRADE 4	4849	8579	8979	2579	1879	2939
LEATHER - NOVELTY	5019	8419	8809	2869	2179	3239
LEATHER - NOVELTY PREMIUM	5509	8909	9309	3369	2679	3729

ITEM NUMBER:	770/771/772/773/774 -25	770/771/772/773/774 -25SW	770/771/772/773/774 -38	770/771/772/773/774 -41	770/771/772/773/774 -42	770/771/772/773/774 -57
DESCRIPTION:	MADISON/MELVILLE/ MARLEIGH/MANNING/ MALLORY 8-WAY HAND TIE STATIONARY CHAIR	MADISON/MELVILLE/ MARLEIGH/MANNING/ MALLORY SWIVEL CHAIR	MADISON/MELVILLE/ MARLEIGH/MANNING/ MALLORY ARMLESS CHAIR	MADISON/MELVILLE/ MARLEIGH/MANNING/ MALLORY LAF CHAISE 8-WAY HAND TIE	MADISON/MELVILLE/ MARLEIGH/MANNING/ MALLORY RAF CHAISE 8-WAY HAND TIE	MADISON/MELVILLE/ MARLEIGH/MANNING/ MALLORY LAF STATIONARY LOVESEAT 8-WAY HAND TIE
PROGRAM:	PLAZA MIDWOOD	PLAZA MIDWOOD	PLAZA MIDWOOD	PLAZA MIDWOOD	PLAZA MIDWOOD	PLAZA MIDWOOD
STANDARD FINISH:	MH-MAHOAGANY	MH-MAHOAGANY	MH-MAHOAGANY	MH-MAHOAGANY	MH-MAHOAGANY	MH-MAHOAGANY
SEE PG 3 FOR A COMPLETE LIST OF AVAIL FINISHES	OPTIONAL FINISHES AVAIL AT NO UPCHARGE	OPTIONAL FINISHES AVAIL AT NO UPCHARGE	OPTIONAL FINISHES AVAIL AT NO UPCHARGE	OPTIONAL FINISHES AVAIL AT NO UPCHARGE	OPTIONAL FINISHES AVAIL AT NO UPCHARGE	OPTIONAL FINISHES AVAIL AT NO UPCHARGE
STANDARD CUSHION: ADDITIONAL CUSHION OPTIONS:	SPRING DOWN HR FOAM - \$75 PREMIER DOWN - \$75	SPRING DOWN HR FOAM - \$75 PREMIER DOWN - \$75	SPRING DOWN HR FOAM - \$75 PREMIER DOWN - \$75	SPRING DOWN HR FOAM - \$150 PREMIER DOWN - \$150	SPRING DOWN HR FOAM - \$150 PREMIER DOWN - \$150	SPRING DOWN HR FOAM - \$150 PREMIER DOWN - \$150
PILLOW TYPE:	LOOSE PILLOW	LOOSE PILLOW	LOOSE PILLOW	LOOSE PILLOW	LOOSE PILLOW	LOOSE PILLOW
SPECIAL PROGRAM OPTIONS:	STD LEG - TAPERED OPT LEG - CONE	STD LEG - TAPERED OPT LEG - CONE SWIVEL - STD MEMORY SWIVEL-AVAIL	STD LEG - TAPERED OPT LEG - CONE	STD LEG - TAPERED OPT LEG - CONE	STD LEG - TAPERED OPT LEG - CONE	STD LEG - TAPERED OPT LEG - CONE
STANDARD RELEASE:	N/A	N/A	N/A	N/A	N/A	N/A
POWER RECLINE OPTIONS:	N/A	N/A	N/A	N/A	N/A	N/A
POWER UPCHARGES INCLUDE ALL MOTORIZED SEATS PER SKU						
STANDARD NAIL:	770/771/772 - N/A 773/774 - NAT #9	770/771/772 - N/A 773/774 - NAT #9	770/771/772/773 - N/A 774 - NAT #9	770/771/772 - N/A 773/774 - NAT #9	770/771/772 - N/A 773/774 - NAT #9	770/771/772 - N/A 773/774 - NAT #9
NO NAIL OPTION:	770/771/772 - STD 773/774 - AVAILABLE	770/771/772 - STD 773/774 - AVAILABLE	770/771/772/773 - STD 774 - AVAILABLE	770/771/772 - STD 773/774 - AVAILABLE	770/771/772 - STD 773/774 - AVAILABLE	770/771/772 - STD 773/774 - AVAILABLE
OVERALL DIMENSIONS:	SEE SCHEMATIC ON PAGES 93 - 95 FOR DIMENSIONS PER STYLE	SEE SCHEMATIC ON PAGES 93 - 95 FOR DIMENSIONS PER STYLE	SEE SCHEMATIC ON PAGES 93 - 95 FOR DIMENSIONS PER STYLE	SEE SCHEMATIC ON PAGES 93 - 95 FOR DIMENSIONS PER STYLE	SEE SCHEMATIC ON PAGES 93 - 95 FOR DIMENSIONS PER STYLE	SEE SCHEMATIC ON PAGES 93 - 95 FOR DIMENSIONS PER STYLE
WEDGEWALL SPACE:						
SEAT HEIGHT:	20	20	20	20	20	20
SEAT DEPTH:	22	22	22	48	48	22
SEAT WIDTH:	23	23	23	23	23	46
ARM HEIGHT:	25	25	25	25	25	25
SEAT TO BACK HEIGHT:	16	16	16	16	16	16
DIST FRM WALL TO RECLNE: CHAIR IN FULL RECLINE:						
WEIGHT:	112	121	71	130	130	210
54 " PLAIN COM YDG.	7 3/4	7 3/4	5	8	8	10 1/2
CUBES:	44.22	44.22	44.22	90.23	90.23	90.23
FABRIC GRADE I / COM	2479	2809	1979	3199	3199	3469
FABRIC GRADE II	2609	2939	2109	3369	3369	3599
FABRIC GRADE III / COL	2739	3069	2249	3529	3529	3729
FABRIC GRADE IV	2869	3199	2379	3699	3699	3859
FABRIC GRADE V	3009	3339	2509	3859	3859	3999
FABRIC GRADE VI	3139	3469	2639	4029	4029	4129
MARRIED COVER						
LEATHER - GRADE 1	3629	3959	2709	4519	4519	4789
LEATHER - GRADE 2	3799	4129	2869	4719	4719	4949
LEATHER - GRADE 3	4129	4459	3199	5119	5119	5279
LEATHER - GRADE 4	4459	4789	3529	5509	5509	5609
LEATHER - NOVELTY	4619	4949	3699	5609	5609	5779
LEATHER - NOVELTY PREMIUM	5119	5449	4189	6109	6109	6269

ITEM NUMBER:	770/771/772/773/774 -58	770/771/772/773/774 -66	770/771/772/773/774 -68	770/771/772/773/774 -75	770/771/772/773/774 -78	770/771/772/773/774 -83
DESCRIPTION:	MADISON/MELVILLE/ MARLEIGH/MANNING/ MALLORY RAF STATIONARY LOVESEAT 8-WAY HAND TIE	MADISON/MELVILLE/ MARLEIGH/MANNING/ MALLORY TRUE CORNER WEDGE 8-WAY HAND TIE	MADISON/MELVILLE/ MARLEIGH/MANNING/ MALLORY CORNER WEDGE 8-WAY HAND TIE	MADISON/MELVILLE/ MARLEIGH/MANNING/ MALLORY STATIONARY LOVESEAT 8-WAY HAND TIE	MADISON/MELVILLE/ MARLEIGH/MANNING/ MALLORY STATIONARY ARMLESS LOVESEAT 8-WAY HAND TIE	MADISON/MELVILLE/ MARLEIGH/MANNING/ MALLORY LAF STATIONARY SOFA 8-WAY HAND TIE
PROGRAM:	PLAZA MIDWOOD	PLAZA MIDWOOD	PLAZA MIDWOOD	PLAZA MIDWOOD	PLAZA MIDWOOD	PLAZA MIDWOOD
STANDARD FINISH:	MH-MAHOGANY	MH-MAHOGANY	MH-MAHOGANY	MH-MAHOGANY	MH-MAHOGANY	MH-MAHOGANY
SEE PG 3 FOR A COMPLETE LIST OF AVAIL FINISHES	OPTIONAL FINISHES AVAIL AT NO UPCHARGE	OPTIONAL FINISHES AVAIL AT NO UPCHARGE	OPTIONAL FINISHES AVAIL AT NO UPCHARGE	OPTIONAL FINISHES AVAIL AT NO UPCHARGE	OPTIONAL FINISHES AVAIL AT NO UPCHARGE	OPTIONAL FINISHES AVAIL AT NO UPCHARGE
STANDARD CUSHION: ADDITIONAL CUSHION OPTIONS:	SPRING DOWN HR FOAM - \$150 PREMIER DOWN - \$150	SPRING DOWN HR FOAM - \$150 PREMIER DOWN - \$150	SPRING DOWN HR FOAM - \$150 PREMIER DOWN - \$150	SPRING DOWN HR FOAM - \$150 PREMIER DOWN - \$150	SPRING DOWN HR FOAM - \$150 PREMIER DOWN - \$150	SPRING DOWN HR FOAM - \$225 PREMIER DOWN - \$225
PILLOW TYPE:	LOOSE PILLOW	LOOSE PILLOW	LOOSE PILLOW	LOOSE PILLOW	LOOSE PILLOW	LOOSE PILLOW
SPECIAL PROGRAM OPTIONS:	STD LEG - TAPERED OPT LEG - CONE	STD LEG - TAPERED OPT LEG - CONE	STD LEG - TAPERED OPT LEG - CONE	STD LEG - TAPERED OPT LEG - CONE	STD LEG - TAPERED OPT LEG - CONE	STD LEG - TAPERED OPT LEG - CONE
STANDARD RELEASE:	N/A	N/A	N/A	N/A	N/A	N/A
POWER RECLINE OPTIONS:	N/A	N/A	N/A	N/A	N/A	N/A
POWER UPCHARGES INCLUDE ALL MOTORIZED SEATS PER SKU						
STANDARD NAIL:	770/771/772 - N/A 773/774 - NAT #9	770/771/772/773 - N/A 774 - NAT #9	770/771/772/773 - N/A 774 - NAT #9	770/771/772 - N/A 773/774 - NAT #9	770/771/772/773 - N/A 774 - NAT #9	770/771/772 - N/A 773/774 - NAT #9
NO NAIL OPTION:	770/771/772 - STD 773/774 - AVAILABLE	770/771/772/773 - STD 774 - AVAILABLE	770/771/772/773 - STD 774 - AVAILABLE	770/771/772 - STD 773/774 - AVAILABLE	770/771/772/773 - STD 774 - AVAILABLE	770/771/772 - STD 773/774 - AVAILABLE
OVERALL DIMENSIONS:	SEE SCHEMATIC ON PAGES 93 - 95 FOR DIMENSIONS PER STYLE	SEE SCHEMATIC ON PAGES 93 - 95 FOR DIMENSIONS PER STYLE	SEE SCHEMATIC ON PAGES 93 - 95 FOR DIMENSIONS PER STYLE	SEE SCHEMATIC ON PAGES 93 - 95 FOR DIMENSIONS PER STYLE	SEE SCHEMATIC ON PAGES 93 - 95 FOR DIMENSIONS PER STYLE	SEE SCHEMATIC ON PAGES 93 - 95 FOR DIMENSIONS PER STYLE
WEDGEWALL SPACE:			47			
SEAT HEIGHT:	20	20	20	20	20	20
SEAT DEPTH:	22	22	22	22	22	22
SEAT WIDTH:	46	22	22	46	46	69
ARM HEIGHT:	25			25	25	25
SEAT TO BACK HEIGHT:	16	16	16	16	16	16
DIST FRM WALL TO RECLNE:						
CHAIR IN FULL RECLINE:						
WEIGHT:	210	130	130	210	160	192
54 " PLAIN COM YDG.	10 1/2	8.75	10	11 3/4	9 1/2	14 1/2
CUBES:	90.23	90.23	90.23	90.23	90.23	120.34
FABRIC GRADE I / COM	3469	2809	3599	4459	2809	4589
FABRIC GRADE II	3599	2939	3729	4719	3069	4849
FABRIC GRADE III / COL	3729	3069	3859	4989	3339	5119
FABRIC GRADE IV	3859	3199	3999	5249	3599	5379
FABRIC GRADE V	3999	3339	4129	5509	3859	5649
FABRIC GRADE VI	4129	3469	4259	5779	4129	5909
MARRIED COVER						
LEATHER - GRADE 1	4789	4129	5279	6399	4129	6729
LEATHER - GRADE 2	4949	4329	5479	6729	4459	7059
LEATHER - GRADE 3	5279	4719	5879	7389	5119	7719
LEATHER - GRADE 4	5609	5119	6269	8049	5779	8379
LEATHER - NOVELTY	5779	5219	6369	7889	5609	8219
LEATHER - NOVELTY PREMIUM	6269	5709	6869	8379	6109	8709



ITEM NUMBER:	770/771/772/773/774 -84	770/771/772/773/774 -86	770/771/772/773/774 -87	770/771/772/773/774 -93	770/771/772/773/774 -94	770/771/772/773/774 -95
DESCRIPTION:	MADISON/MELVILLE/ MARLEIGH/MANNING/ MALLORY RAF STATIONARY SOFA 8-WAY HAND TIE	MADISON/MELVILLE/ MARLEIGH/MANNING/ MALLORY SMALL STATIONARY SOFA 8-WAY HAND TIE	MADISON/MELVILLE/ MARLEIGH/MANNING/ MALLORY STATIONARY SMALL SOFA 8-WAY HAND TIE	MADISON/MELVILLE/ MARLEIGH/MANNING/ MALLORY LAF STATIONARY CORNER RETURN SOFA 8-WAY HAND TIE	MADISON/MELVILLE/ MARLEIGH/MANNING/ MALLORY RAF STATIONARY CORNER RETURN SOFA 8-WAY HAND TIE	MADISON/MELVILLE/ MARLEIGH/MANNING/ MALLORY STATIONARY SOFA 8-WAY HAND TIE
PROGRAM:	PLAZA MIDWOOD	PLAZA MIDWOOD	PLAZA MIDWOOD	PLAZA MIDWOOD	PLAZA MIDWOOD	PLAZA MIDWOOD
STANDARD FINISH:	MH-MAHOAGANY	MH-MAHOAGANY	MH-MAHOAGANY	MH-MAHOAGANY	MH-MAHOAGANY	MH-MAHOAGANY
SEE PG 3 FOR A COMPLETE LIST OF AVAIL FINISHES	OPTIONAL FINISHES AVAIL AT NO UPCHARGE	OPTIONAL FINISHES AVAIL AT NO UPCHARGE	OPTIONAL FINISHES AVAIL AT NO UPCHARGE	OPTIONAL FINISHES AVAIL AT NO UPCHARGE	OPTIONAL FINISHES AVAIL AT NO UPCHARGE	OPTIONAL FINISHES AVAIL AT NO UPCHARGE
STANDARD CUSHION: ADDITIONAL CUSHION OPTIONS:	SPRING DOWN HR FOAM - \$225 PREMIER DOWN - \$225	SPRING DOWN HR FOAM - \$225 PREMIER DOWN - \$225	SPRING DOWN HR FOAM - \$225 PREMIER DOWN - \$225	SPRING DOWN HR FOAM - \$225 PREMIER DOWN - \$225	SPRING DOWN HR FOAM - \$225 PREMIER DOWN - \$225	SPRING DOWN HR FOAM - \$225 PREMIER DOWN - \$225
PILLOW TYPE:	LOOSE PILLOW	LOOSE PILLOW	LOOSE PILLOW	LOOSE PILLOW	LOOSE PILLOW	LOOSE PILLOW
SPECIAL PROGRAM OPTIONS:	STD LEG - TAPERED OPT LEG - CONE	STD LEG - TAPERED OPT LEG - CONE	STD LEG - TAPERED OPT LEG - CONE	STD LEG - TAPERED OPT LEG - CONE	STD LEG - TAPERED OPT LEG - CONE	STD LEG - TAPERED OPT LEG - CONE
STANDARD RELEASE:	N/A	N/A	N/A	N/A	N/A	N/A
POWER RECLINE OPTIONS:	N/A	N/A	N/A	N/A	N/A	N/A
POWER UPCHARGES INCLUDE ALL MOTORIZED SEATS PER SKU						
STANDARD NAIL:	770/771/772 - N/A 773/774 - NAT #9	770/771/772 - N/A 773/774 - NAT #9	770/771/772 - N/A 773/774 - NAT #9	770/771/772 - N/A 773/774 - NAT #9	770/771/772 - N/A 773/774 - NAT #9	770/771/772 - N/A 773/774 - NAT #9
NO NAIL OPTION:	770/771/772 - STD 773/774 - AVAILABLE	770/771/772 - STD 773/774 - AVAILABLE	770/771/772 - STD 773/774 - AVAILABLE	770/771/772 - STD 773/774 - AVAILABLE	770/771/772 - STD 773/774 - AVAILABLE	770/771/772 - STD 773/774 - AVAILABLE
OVERALL DIMENSIONS:	SEE SCHEMATIC ON PAGES 93 - 95 FOR DIMENSIONS PER STYLE	SEE SCHEMATIC ON PAGES 93 - 95 FOR DIMENSIONS PER STYLE	SEE SCHEMATIC ON PAGES 93 - 95 FOR DIMENSIONS PER STYLE	SEE SCHEMATIC ON PAGES 93 - 95 FOR DIMENSIONS PER STYLE	SEE SCHEMATIC ON PAGES 93 - 95 FOR DIMENSIONS PER STYLE	SEE SCHEMATIC ON PAGES 93 - 95 FOR DIMENSIONS PER STYLE
WEDGEWALL SPACE:						
SEAT HEIGHT:	20	20	20			20
SEAT DEPTH:	22	22	22			22
SEAT WIDTH:	69	69	69			75
ARM HEIGHT:	25	25	25			25
SEAT TO BACK HEIGHT:	16	16	16			16
DIST FRM WALL TO RECLNE:						
CHAIR IN FULL RECLINE:						
WEIGHT:	192	187	187	222	222	192
54 " PLAIN COM YDG.	14 1/2	14 1/2	15 1/4	18	18	18 1/2
CUBES:	120.34	120.34	120.34	120.34	120.34	120.34
FABRIC GRADE I / COM	4589	4789	4789	5349	5349	4949
FABRIC GRADE II	4849	5049	5049	5679	5679	5219
FABRIC GRADE III / COL	5119	5319	5319	6009	6009	5479
FABRIC GRADE IV	5379	5579	5579	6339	6339	5739
FABRIC GRADE V	5649	5839	5839	6669	6669	6009
FABRIC GRADE VI	5909	6109	6109	6999	6999	6269
MARRIED COVER						
LEATHER - GRADE 1	6729	6769	6769	8219	8219	7099
LEATHER - GRADE 2	7059	7099	7099	8549	8549	7429
LEATHER - GRADE 3	7719	7759	7759	9209	9209	8089
LEATHER - GRADE 4	8379	8119	8119	9869	9869	8749
LEATHER - NOVELTY	8219	8249	8249	9699	9699	8579
LEATHER - NOVELTY PREMIUM	8709	8749	8749	10199	10199	9079

ITEM NUMBER:	770/771/772/773/774 -97	770/771/772/773/774 -98	770/771/772/773/774 -99	780-OT	780-25	780-75
DESCRIPTION:	MADISON/MELVILLE/ MARLEIGH/MANNING/ MALLORY STATIONARY SOFA 8-WAY HAND TIE	MADISON/MELVILLE/ MARLEIGH/MANNING/ MALLORY STATIONARY CONVERSATION SOFA 8-WAY HAND TIE	MADISON/MELVILLE/ MARLEIGH/MANNING/ MALLORY STATIONARY CONVERSATION SOFA 8-WAY HAND TIE	CARRADO  OTTOMAN	CARRADO  STATIONARY CHAIR 8-WAY HAND TIE	CARRADO  STATIONARY LOVESEAT 8-WAY HAND TIE
PROGRAM:	PLAZA MIDWOOD	PLAZA MIDWOOD	PLAZA MIDWOOD	BYX (SEE PG 90 -92)	BYX (SEE PG 90 -92)	
STANDARD FINISH:	MH-MAHOGANY	MH-MAHOGANY	MH-MAHOGANY	MH-MAHOGANY	MH-MAHOGANY	MH-MAHOGANY
SEE PG 3 FOR A COMPLETE LIST OF AVAIL FINISHES	OPTIONAL FINISHES AVAIL AT NO UPCHARGE	OPTIONAL FINISHES AVAIL AT NO UPCHARGE	OPTIONAL FINISHES AVAIL AT NO UPCHARGE	OPTIONAL FINISHES AVAIL AT NO UPCHARGE	OPTIONAL FINISHES AVAIL AT NO UPCHARGE	OPTIONAL FINISHES AVAIL AT NO UPCHARGE
STANDARD CUSHION: ADDITIONAL CUSHION OPTIONS:	SPRING DOWN HR FOAM - \$225 PREMIER DOWN - \$225	SPRING DOWN HR FOAM - \$225 PREMIER DOWN - \$225	SPRING DOWN HR FOAM - \$225 PREMIER DOWN - \$225	N/A	SPRING DOWN HR FOAM - \$75 PREMIER DOWN - \$75	SPRING DOWN HR FOAM - \$150 PREMIER DOWN - \$150
PILLOW TYPE:	LOOSE PILLOW	LOOSE PILLOW	LOOSE PILLOW	N/A	LOOSE PILLOW	LOOSE PILLOW
SPECIAL PROGRAM OPTIONS:	STD LEG - TAPERED OPT LEG - CONE	STD LEG - TAPERED OPT LEG - CONE	STD LEG - TAPERED OPT LEG - CONE	Choice of Turned or Tapered Leg	Choice of Turned or Tapered Leg	Choice of Turned or Tapered Leg
STANDARD RELEASE:	N/A	N/A	N/A	N/A	N/A	N/A
POWER RECLINE OPTIONS:	N/A	N/A	N/A	N/A	N/A	N/A
POWER UPCHARGES INCLUDE ALL MOTORIZED SEATS PER SKU						
STANDARD NAIL:	770/771/772 - N/A 773/774 - NAT #9	770/771/772 - N/A 773/774 - NAT #9	770/771/772 - N/A 773/774 - NAT #9	NATURAL #54	NATURAL #9/#54	NATURAL #9/#54
NO NAIL OPTION:	770/771/772 - STD 773/774 - AVAILABLE	770/771/772 - STD 773/774 - AVAILABLE	770/771/772 - STD 773/774 - AVAILABLE	AVAILABLE	AVAILABLE	AVAILABLE
OVERALL DIMENSIONS:	SEE SCHEMATIC ON PAGES 93 - 95 FOR DIMENSIONS PER STYLE	SEE SCHEMATIC ON PAGES 93 - 95 FOR DIMENSIONS PER STYLE	SEE SCHEMATIC ON PAGES 93 - 95 FOR DIMENSIONS PER STYLE	W 29 1/2" D 21" H 18"	W 40" D 41" H 38"	W 64 1/2" D 41" H 38"
WEDGEWALL SPACE: SEAT HEIGHT: SEAT DEPTH: SEAT WIDTH: ARM HEIGHT: SEAT TO BACK HEIGHT: DIST FRM WALL TO RECLNE: CHAIR IN FULL RECLINE: WEIGHT: 54 " PLAIN COM YDG.	20 22 75 25 16  198	20 22 77 25 16  241	20 22 77 25 16  241 21 3/4	      38 2 3/4	20.5 22 21 25.5 17.5  127 9 3/4	20.5 22 45.5 25.5 17.5  175 11 3/4
CUBES: FABRIC GRADE I / COM	120.34 4949	120.34 5839	120.34 5839	11.71 1419	49.57 2969	90.23 4619
FABRIC GRADE II	5219	6109	6109	1519	3099	4889
FABRIC GRADE III / COL	5479	6369	6369	1619	3239	5149
FABRIC GRADE IV	5739	6639	6639	1719	3369	5409
FABRIC GRADE V	6009	6899	6899	1819	3499	5679
FABRIC GRADE VI	6269	7159	7159	1919	3629	5939
MARRIED COVER				MARRIED COVER AVAILABLE. PRICING GRID ON PG 87 - 88	MARRIED COVER AVAILABLE. PRICING GRID ON PG 87 - 88	MARRIED COVER AVAILABLE. PRICING GRID ON PG 87 - 88
LEATHER - GRADE 1	7099	8089	8089	1779	4129	7429
LEATHER - GRADE 2	7429	8419	8419	1879	4289	7759
LEATHER - GRADE 3	8089	9079	9079	2079	4619	8419
LEATHER - GRADE 4	8749	9739	9739	2279	4949	9079
LEATHER - NOVELTY	8579	9569	9569	2579	5119	8909
LEATHER - NOVELTY PREMIUM	9079	10069	10069	3069	5609	9409

ITEM NUMBER:	780-95	804-RD	804-SQ	804-REC	805-RD	805-SQ
DESCRIPTION:	CARRADO STATIONARY SOFA 8-WAY HAND TIE	WELL-ROUNDED ROUND SMOOTH TOP W/ BUTTON OTTOMAN	FAIR N SQUARE SQUARE SMOOTH TOP W/ BUTTON OTTOMAN	RECTS RECTANGLE SMOOTH TOP OTTOMAN	WELL-ROUNDED ROUND TUFTED TOP OTTOMAN	FAIR N SQUARE SQUARE TUFTED TOP OTTOMAN
PROGRAM:	BYX (SEE PG 90 -92)	LUXURY ACCENTS	LUXURY ACCENTS	LUXURY ACCENTS	LUXURY ACCENTS	LUXURY ACCENTS
STANDARD FINISH:	MH-MAHOGANY	MH-MAHOGANY	MH-MAHOGANY	MH-MAHOGANY	MH-MAHOGANY	MH-MAHOGANY
SEE PG 3 FOR A COMPLETE LIST OF AVAIL FINISHES	OPTIONAL FINISHES AVAIL AT NO UPCHARGE	OPTIONAL FINISHES AVAIL AT NO UPCHARGE	OPTIONAL FINISHES AVAIL AT NO UPCHARGE	OPTIONAL FINISHES AVAIL AT NO UPCHARGE	OPTIONAL FINISHES AVAIL AT NO UPCHARGE	OPTIONAL FINISHES AVAIL AT NO UPCHARGE
STANDARD CUSHION: ADDITIONAL CUSHION OPTIONS:	SPRING DOWN HR FOAM - \$225 PREMIER DOWN - \$225	N/A	N/A	N/A	N/A	N/A
PILLOW TYPE:	LOOSE PILLOW	N/A	N/A	N/A	N/A	N/A
SPECIAL PROGRAM OPTIONS:	Choice of Turned or Tapered Leg	Choice of Turned or Tapered Leg Caster Leg Opt- \$150	Choice of Turned or Tapered Leg Caster Leg Opt- \$150	Choice of Turned or Tapered Leg Caster Leg Opt- \$150	Choice of Turned or Tapered Leg Caster Leg Opt- \$150	Choice of Turned or Tapered Leg Caster Leg Opt- \$150
STANDARD RELEASE:	N/A	N/A	N/A	N/A	N/A	N/A
POWER RECLINE OPTIONS:	N/A	N/A	N/A	N/A	N/A	N/A
POWER UPCHARGES INCLUDE ALL MOTORIZED SEATS PER SKU						
STANDARD NAIL:	NATURAL #9/#54	NATURAL #9	NATURAL #9	NATURAL #9	NATURAL #9	NATURAL #9
NO NAIL OPTION:	AVAILABLE	AVAILABLE	AVAILABLE	AVAILABLE	AVAILABLE	AVAILABLE
OVERALL DIMENSIONS:	W 87 1/2" D 41" H 38"	W 38" D 38" H 17 1/2"	W 33" D 33" H 17 1/2"	W 42 1/2" D 25" H 17 1/2"	W 38" D 38" H 17 1/2"	W 33" D 33" H 17 1/2"
WEDGEWALL SPACE:						
SEAT HEIGHT:	20.5					
SEAT DEPTH:	22					
SEAT WIDTH:	68.5					
ARM HEIGHT:	25.5					
SEAT TO BACK HEIGHT:	17.5					
DIST FRM WALL TO RECLNE:						
CHAIR IN FULL RECLINE:						
WEIGHT:	245	89	89	88	89	89
54 " PLAIN COM YDG.	17 1/2	4 1/4	3 1/2	4	4 3/4	3 3/4
CUBES:	120.34	26.83	26.83	26.83	26.83	26.83
FABRIC GRADE I / COM	4949	1689	1689	1689	1849	1849
FABRIC GRADE II	5219	1779	1779	1779	1949	1949
FABRIC GRADE III / COL	5479	1879	1879	1879	2049	2049
FABRIC GRADE IV	5739	1979	1979	1979	2149	2149
FABRIC GRADE V	6009	2079	2079	2079	2249	2249
FABRIC GRADE VI	6269	2179	2179	2179	2349	2349
MARRIED COVER	MARRIED COVER AVAILABLE. PRICING GRID ON PG 87 - 88	ADD LEATHER BORDER - \$450 UPCHARGE	ADD LEATHER BORDER - \$450 UPCHARGE	ADD LEATHER BORDER - \$450 UPCHARGE	ADD LEATHER BORDER - \$450 UPCHARGE	ADD LEATHER BORDER - \$450 UPCHARGE
LEATHER - GRADE 1	7759	2049	2049	2049	2279	2279
LEATHER - GRADE 2	8089	2149	2149	2149	2379	2379
LEATHER - GRADE 3	8749	2349	2349	2349	2579	2579
LEATHER - GRADE 4	9409	2539	2539	2539	2769	2769
LEATHER - NOVELTY	9239	2839	2839	2839	3069	3069
LEATHER - NOVELTY PREMIUM	9739	3339	3339	3339	3569	3569

ITEM NUMBER:	805-REC	806-RD	806-SQ	806-REC	807-RD	807-SQ
DESCRIPTION:	RECTS RECTANGLE TUFTED TOP OTTOMAN	WELL-ROUNDED ROUND SMOOTH TOP W/ BUTTON OTTOMAN	FAIR N SQUARE SQUARE SMOOTH TOP W/ BUTTON OTTOMAN	RECTS RECTANGLE SMOOTH TOP OTTOMAN	WELL-ROUNDED ROUND TUFTED TOP OTTOMAN	FAIR N SQUARE SQUARE TUFTED TOP OTTOMAN
PROGRAM:	LUXURY ACCENTS	LUXURY ACCENTS	LUXURY ACCENTS	LUXURY ACCENTS	LUXURY ACCENTS	LUXURY ACCENTS
STANDARD FINISH:	MH-MAHOGANY	MH-MAHOGANY	MH-MAHOGANY	MH-MAHOGANY	MH-MAHOGANY	MH-MAHOGANY
SEE PG 3 FOR A COMPLETE LIST OF AVAIL FINISHES	OPTIONAL FINISHES AVAIL AT NO UPCHARGE	OPTIONAL FINISHES AVAIL AT NO UPCHARGE	OPTIONAL FINISHES AVAIL AT NO UPCHARGE	OPTIONAL FINISHES AVAIL AT NO UPCHARGE	OPTIONAL FINISHES AVAIL AT NO UPCHARGE	OPTIONAL FINISHES AVAIL AT NO UPCHARGE
STANDARD CUSHION: ADDITIONAL CUSHION OPTIONS:	N/A	N/A	N/A	N/A	N/A	N/A
PILLOW TYPE:	N/A	N/A	N/A	N/A	N/A	N/A
SPECIAL PROGRAM OPTIONS:	Choice of Turned or Tapered Leg Caster Leg Opt- \$150	Choice of Turned or Tapered Leg Caster Leg Opt- \$150	Choice of Turned or Tapered Leg Caster Leg Opt- \$150	Choice of Turned or Tapered Leg Caster Leg Opt- \$150	Choice of Turned or Tapered Leg Caster Leg Opt- \$150	Choice of Turned or Tapered Leg Caster Leg Opt- \$150
STANDARD RELEASE:	N/A	N/A	N/A	N/A	N/A	N/A
POWER RECLINE OPTIONS:	N/A	N/A	N/A	N/A	N/A	N/A
POWER UPCHARGES INCLUDE ALL MOTORIZED SEATS PER SKU						
STANDARD NAIL:	NATURAL #9	NATURAL #9	NATURAL #9	NATURAL #9	NATURAL #9	NATURAL #9
NO NAIL OPTION:	AVAILABLE	AVAILABLE	AVAILABLE	AVAILALBLE	AVAILABLE	AVAILABLE
OVERALL DIMENSIONS:	W 42 1/2" D 25" H 17 1/2"	W 42 1/2" D 42 1/2" H 17 1/2"	W 42 1/2" D 42 1/2" H 17 1/2"	W 51 1/2" D 33 1/2" H 17 1/2"	W 42 1/2" D 42 1/2" H 42 1/2"	W 42 1/2" D 42 1/2" H 17 1/2"
WEDGEWALL SPACE: SEAT HEIGHT: SEAT DEPTH: SEAT WIDTH: ARM HEIGHT: SEAT TO BACK HEIGHT: DIST FRM WALL TO RECLNE: CHAIR IN FULL RECLINE: WEIGHT: 54 " PLAIN COM YDG.	88 4 1/4	88 5 1/4	89 5 1/4	89 4 1/2	89 5 3/4	89 5
CUBES:	26.83	26.83	26.83	26.83	26.83	26.83
FABRIC GRADE I / COM	1849	5679	5679	5679	2479	2479
FABRIC GRADE II	1949	2149	2149	2149	2579	2579
FABRIC GRADE III / COL	2049	2249	2249	2249	2679	2679
FABRIC GRADE IV	2149	2349	2349	2349	2769	2769
FABRIC GRADE V	2249	2439	2439	2439	2869	2869
FABRIC GRADE VI	2349	2539	2539	2539	2969	2969
MARRIED COVER	ADD LEATHER BORDER - \$450 UPCHARGE	ADD LEATHER BORDER - \$450 UPCHARGE	ADD LEATHER BORDER - \$450 UPCHARGE	ADD LEATHER BORDER - \$450 UPCHARGE	ADD LEATHER BORDER - \$450 UPCHARGE	ADD LEATHER BORDER - \$450 UPCHARGE
LEATHER - GRADE 1	2279	2479	2479	2479	3039	3039
LEATHER - GRADE 2	2379	2579	2579	2579	3139	3139
LEATHER - GRADE 3	2579	2769	2769	2769	3339	3339
LEATHER - GRADE 4	2769	2969	2969	2969	3529	3529
LEATHER - NOVELTY	3069	3269	3269	3269	3829	3829
LEATHER - NOVELTY PREMIUM	3569	3759	3759	3759	4329	4329

ITEM NUMBER:	807-REC	808-RECXL	809-RECXL	866-OT	866-25	866-75
DESCRIPTION:	RECTS RECTANGLE TUFTED TOP OTTOMAN	RECTS XL OTTOMAN	RECTS XL TUFTED OTTOMAN	RICHARDSON OTTOMAN	RICHARDSON STATIONARY CHAIR 8-WAY HAND TIE	RICHARDSON STATIONARY LOVESEAT 8-WAY HAND TIE
PROGRAM:	LUXURY ACCENTS	LUXURY ACCENTS	LUXURY ACCENTS	BYX (SEE PG 90 -92)	BYX (SEE PG 90 -92)	
STANDARD FINISH:	MH-MAHOGANY	MH-MAHOGANY	MH-MAHOGANY	MH-MAHOGANY	MH-MAHOGANY	MH-MAHOGANY
SEE PG 3 FOR A COMPLETE LIST OF AVAIL FINISHES	OPTIONAL FINISHES AVAIL AT NO UPCHARGE	OPTIONAL FINISHES AVAIL AT NO UPCHARGE	OPTIONAL FINISHES AVAIL AT NO UPCHARGE	OPTIONAL FINISHES AVAIL AT NO UPCHARGE	OPTIONAL FINISHES AVAIL AT NO UPCHARGE	OPTIONAL FINISHES AVAIL AT NO UPCHARGE
STANDARD CUSHION: ADDITIONAL CUSHION OPTIONS:	N/A	N/A	N/A	N/A	SPRING DOWN HR FOAM - \$75 PREMIER DOWN - \$75	SPRING DOWN HR FOAM - \$150 PREMIER DOWN - \$150
PILLOW TYPE:	N/A	N/A	N/A	N/A	LOOSE PILLOW	LOOSE PILLOW
SPECIAL PROGRAM OPTIONS:	Choice of Turned or Tapered Leg Caster Leg Opt- \$150	Choice of Turned or Tapered Leg Caster Leg Opt- \$150	Choice of Turned or Tapered Leg Caster Leg Opt- \$150	CHOICE OF TURNED LEG OR TAPERED LEG	CHOICE OF TURNED LEG OR TAPERED LEG	CHOICE OF TURNED LEG OR TAPERED LEG
STANDARD RELEASE:	N/A	N/A	N/A	N/A	N/A	N/A
POWER RECLINE OPTIONS:	N/A	N/A	N/A	N/A	N/A	N/A
POWER UPCHARGES INCLUDE ALL MOTORIZED SEATS PER SKU						
STANDARD NAIL:	NATURAL #9	N/A	N/A	NATURAL #9	NATURAL #9	NATURAL #9
NO NAIL OPTION:	AVAILABLE	STANDARD	STANDARD	AVAILABLE	AVAILABLE	AVAILABLE
OVERALL DIMENSIONS:	W 51 1/2" D 33 1/2" H 17 1/2"	W 60" D 38" H 18"	W 60" D 38" H 18"	W 31" D 25" H 19 1/2"	W 42" D 41" H 34 1/2"	W 65 1/2" D 41" H 34 1/2"
WEDGEWALL SPACE:						
SEAT HEIGHT:					20.5	20.5
SEAT DEPTH:					21.5	21.5
SEAT WIDTH:					23.5	50.5
ARM HEIGHT:					28	28
SEAT TO BACK HEIGHT:					15	15
DIST FRM WALL TO RECLNE:						
CHAIR IN FULL RECLINE:						
WEIGHT:	89	77	77	35	113	175
54 " PLAIN COM YDG.	5	5 1/4	5 1/4	3 1/2	8 1/2	13
CUBES:	26.83	50.32	50.32	11.7	68.61	90.23
FABRIC GRADE I / COM	2479	2279	2609	1359	2809	4749
FABRIC GRADE II	2579	2379	2709	1449	2939	5019
FABRIC GRADE III / COL	2679	2479	2809	1549	3069	5279
FABRIC GRADE IV	2769	2579	2909	1649	3199	5549
FABRIC GRADE V	2869	2679	3009	1749	3339	5809
FABRIC GRADE VI	2969	2769	3099	1849	3469	6069
MARRIED COVER	ADD LEATHER BORDER - \$450 UPCHARGE	ADD LEATHER BORDER - \$450 UPCHARGE	ADD LEATHER BORDER - \$450 UPCHARGE	MARRIED COVER AVAILABLE. PRICING GRID ON PG 87 - 88	MARRIED COVER AVAILABLE. PRICING GRID ON PG 87 - 88	MARRIED COVER AVAILABLE. PRICING GRID ON PG 87 - 88
LEATHER - GRADE 1	3039	2769	3299	1879	4289	6929
LEATHER - GRADE 2	3139	2869	3399	1979	4459	7259
LEATHER - GRADE 3	3339	3069	3599	2179	4789	7919
LEATHER - GRADE 4	3529	3269	3799	2379	5119	8579
LEATHER - NOVELTY	3829	3569	4089	2679	5279	8419
LEATHER - NOVELTY PREMIUM	4329	4059	4589	3169	5779	8909

ITEM NUMBER:	866-95	870/871/872/873/874 -CO	870/871/872/873/874 -OT	870/871/872/873/874 -SO	870/871/872/873/874 -25	870/871/872/873/874 -25SW
DESCRIPTION:	RICHARDSON STATIONARY SOFA 8-WAY HAND TIE	MADISON/MELVILLE/ MARLEIGH/MANNING/ MALLORY CORNER OTTOMAN	MADISON/MELVILLE/ MARLEIGH/MANNING/ MALLORY OTTOMAN	MADISON/MELVILLE/ MARLEIGH/MANNING/ MALLORY SECTIONAL OTTOMAN	MADISON/MELVILLE/ MARLEIGH/MANNING/ MALLORY CHAIR 8-WAY HAND TIE	MADISON/MELVILLE/ MARLEIGH/MANNING/ MALLORY SWIVEL CHAIR
PROGRAM:	BYX (SEE PG 90 -92)	PLAZA MIDWOOD	PLAZA MIDWOOD	PLAZA MIDWOOD	PLAZA MIDWOOD	PLAZA MIDWOOD
STANDARD FINISH:	MH-MAHOGANY	MH-MAHOGANY	MH-MAHOGANY	MH-MAHOGANY	MH-MAHOGANY	MH-MAHOGANY
SEE PG 3 FOR A COMPLETE LIST OF AVAIL FINISHES	OPTIONAL FINISHES AVAIL AT NO UPCHARGE	OPTIONAL FINISHES AVAIL AT NO UPCHARGE	OPTIONAL FINISHES AVAIL AT NO UPCHARGE	OPTIONAL FINISHES AVAIL AT NO UPCHARGE	OPTIONAL FINISHES AVAIL AT NO UPCHARGE	OPTIONAL FINISHES AVAIL AT NO UPCHARGE
STANDARD CUSHION: ADDITIONAL CUSHION OPTIONS:	SPRING DOWN HR FOAM - \$225 PREMIER DOWN - \$225	N/A	N/A	N/A	SPRING DOWN HR FOAM - \$75 PREMIER DOWN - \$75	SPRING DOWN HR FOAM - \$75 PREMIER DOWN - \$75
PILLOW TYPE:	LOOSE PILLOW	N/A	N/A	N/A	LOOSE PILLOW	LOOSE PILLOW
SPECIAL PROGRAM OPTIONS:	CHOICE OF TURNED LEG OR TAPERED LEG	STD LEG - TAPERED OPT LEG - CONE	STD LEG - TAPERED OPT LEG - CONE	STD LEG - TAPERED OPT LEG - CONE	STD LEG - TAPERED OPT LEG - CONE	STD LEG - TAPERED OPT LEG - CONE
STANDARD RELEASE:	N/A	N/A	N/A	N/A	N/A	N/A
POWER RECLINE OPTIONS:	N/A	N/A	N/A	N/A	N/A	N/A
POWER UPCHARGES INCLUDE ALL MOTORIZED SEATS PER SKU						
STANDARD NAIL:	NATURAL #9	870/871/872/873 - N/A 874 - NAT #9	870/871/872 - N/A 873/874 - NAT #9	870/871/872/873 - N/A 874 - NAT #9	870/871/872 - N/A 873/874 - NAT #9	870/871/872 - N/A 873/874 - NAT #9
NO NAIL OPTION:	AVAILABLE	870/871/872/873 - STD 874 - AVAILABLE	870/871/872 - STD 873/874 - AVAILABLE	870/871/872/873 - STD 874 - AVAILABLE	870/871/872 - STD 873/874 - AVAILABLE	870/871/872 - STD 873/874 - AVAILABLE
OVERALL DIMENSIONS:	W 91" D 41" H 34 1/2"	SEE SCHEMATIC ON PAGES 93 - 95 FOR DIMENSIONS PER STYLE	SEE SCHEMATIC ON PAGES 93 - 95 FOR DIMENSIONS PER STYLE	SEE SCHEMATIC ON PAGES 93 - 95 FOR DIMENSIONS PER STYLE	SEE SCHEMATIC ON PAGES 93 - 95 FOR DIMENSIONS PER STYLE	SEE SCHEMATIC ON PAGES 93 - 95 FOR DIMENSIONS PER STYLE
WEDGEWALL SPACE:						
SEAT HEIGHT:	20.5				20	20
SEAT DEPTH:	21.5				26	26.5
SEAT WIDTH:	73.5				23	23
ARM HEIGHT:	28				25.5	25.5
SEAT TO BACK HEIGHT:	15				16	16
DIST FRM WALL TO RECLNE: CHAIR IN FULL RECLINE:						
WEIGHT:	194	50	35	60	121	126
54 " PLAIN COM YDG.	16	5 1/2	3	4 3/4	8 1/2	9
CUBES:	120.34	27.14	11.71	26.83	44.22	44.22
FABRIC GRADE I / COM	5119	1749	1419	1919	2809	3139
FABRIC GRADE II	5379	1849	1519	2019	2939	3269
FABRIC GRADE III / COL	5649	1949	1619	2109	3069	3399
FABRIC GRADE IV	5909	2049	1719	2209	3199	3529
FABRIC GRADE V	6169	2149	1819	2309	3339	3659
FABRIC GRADE VI	6439	2249	1919	2409	3469	3799
MARRIED COVER	MARRIED COVER AVAILABLE. PRICING GRID ON PG 87 - 88					
LEATHER - GRADE 1	7329	2279	1589	2609	4059	4359
LEATHER - GRADE 2	7659	2379	1689	2709	4229	4519
LEATHER - GRADE 3	8319	2579	1879	2909	4559	4849
LEATHER - GRADE 4	8979	2769	2079	3099	4889	5179
LEATHER - NOVELTY	8809	3069	2379	3399	5049	5349
LEATHER - NOVELTY PREMIUM	9309	3569	2869	3899	5549	5839

ITEM NUMBER:	870/871/872/873/874 -38	870/871/872/873/874 -41	870/871/872/873/874 -42	870/871/872/873/874 -57	870/871/872/873/874 -58	870/871/872/873/874 -66
DESCRIPTION:	MADISON/MELVILLE/ MARLEIGH/MANNING/ MALLORY ARMLESS CHAIR	MADISON/MELVILLE/ MARLEIGH/MANNING/ MALLORY LAF CHAISE 8-WAY HAND TIE	MADISON/MELVILLE/ MARLEIGH/MANNING/ MALLORY RAF CHAISE 8-WAY HAND TIE	MADISON/MELVILLE/ MARLEIGH/MANNING/ MALLORY LAF STATIONARY LOVESEAT 8-WAY HAND TIE	MADISON/MELVILLE/ MARLEIGH/MANNING/ MALLORY RAF STATIONARY LOVESEAT 8-WAY HAND TIE	MADISON/MELVILLE/ MARLEIGH/MANNING/ MALLORY TRUE CORNER WEDGE 8-WAY HAND TIE
PROGRAM:	PLAZA MIDWOOD	PLAZA MIDWOOD	PLAZA MIDWOOD	PLAZA MIDWOOD	PLAZA MIDWOOD	PLAZA MIDWOOD
STANDARD FINISH:	MH-MAHOGANY	MH-MAHOGANY	MH-MAHOGANY	MH-MAHOGANY	MH-MAHOGANY	MH-MAHOGANY
SEE PG 3 FOR A COMPLETE LIST OF AVAIL FINISHES	OPTIONAL FINISHES AVAIL AT NO UPCHARGE	OPTIONAL FINISHES AVAIL AT NO UPCHARGE	OPTIONAL FINISHES AVAIL AT NO UPCHARGE	OPTIONAL FINISHES AVAIL AT NO UPCHARGE	OPTIONAL FINISHES AVAIL AT NO UPCHARGE	OPTIONAL FINISHES AVAIL AT NO UPCHARGE
STANDARD CUSHION: ADDITIONAL CUSHION OPTIONS:	SPRING DOWN HR FOAM - \$75 PREMIER DOWN - \$75	SPRING DOWN HR FOAM - \$150 PREMIER DOWN - \$150	SPRING DOWN HR FOAM - \$150 PREMIER DOWN - \$150	SPRING DOWN HR FOAM - \$150 PREMIER DOWN - \$150	SPRING DOWN HR FOAM - \$150 PREMIER DOWN - \$150	SPRING DOWN HR FOAM - \$150 PREMIER DOWN - \$150
PILLOW TYPE:	LOOSE PILLOW	LOOSE PILLOW	LOOSE PILLOW	LOOSE PILLOW	LOOSE PILLOW	LOOSE PILLOW
SPECIAL PROGRAM OPTIONS:	STD LEG - TAPERED OPT LEG - CONE	STD LEG - TAPERED OPT LEG - CONE	STD LEG - TAPERED OPT LEG - CONE	STD LEG - TAPERED OPT LEG - CONE	STD LEG - TAPERED OPT LEG - CONE	STD LEG - TAPERED OPT LEG - CONE
STANDARD RELEASE:	N/A	N/A	N/A	N/A	N/A	N/A
POWER RECLINE OPTIONS:	N/A	N/A	N/A	N/A	N/A	N/A
POWER UPCHARGES INCLUDE ALL MOTORIZED SEATS PER SKU						
STANDARD NAIL:	870/871/872/873 - N/A 874 - NAT #9	870/871/872 - N/A 873/874 - NAT #9	870/871/872 - N/A 873/874 - NAT #9	870/871/872 - N/A 873/874 - NAT #9	870/871/872 - N/A 873/874 - NAT #9	870/871/872/873 - N/A 874 - NAT #9
NO NAIL OPTION:	870/871/872/873 - STD 874 - AVAILABLE	870/871/872 - STD 873/874 - AVAILABLE	870/871/872 - STD 873/874 - AVAILABLE	870/871/872 - STD 873/874 - AVAILABLE	870/871/872 - STD 873/874 - AVAILABLE	870/871/872/873 - STD 874 - AVAILABLE
OVERALL DIMENSIONS:	SEE SCHEMATIC ON PAGES 93 - 95 FOR DIMENSIONS PER STYLE	SEE SCHEMATIC ON PAGES 93 - 95 FOR DIMENSIONS PER STYLE	SEE SCHEMATIC ON PAGES 93 - 95 FOR DIMENSIONS PER STYLE	SEE SCHEMATIC ON PAGES 93 - 95 FOR DIMENSIONS PER STYLE	SEE SCHEMATIC ON PAGES 93 - 95 FOR DIMENSIONS PER STYLE	SEE SCHEMATIC ON PAGES 93 - 95 FOR DIMENSIONS PER STYLE
WEDGEWALL SPACE: SEAT HEIGHT: SEAT DEPTH: SEAT WIDTH: ARM HEIGHT: SEAT TO BACK HEIGHT: DIST FRM WALL TO RECLINE: CHAIR IN FULL RECLINE: WEIGHT: 54 " PLAIN COM YDG.	20 26 23 16 96 5 1/4	20 52 23 25.5 16 160 8	20 52 23 25.5 16 160 8	20 26 46 25.5 16 160 11	20 26 46 25.5 16 160 11	20 26 26 16 135 10 3/4
CUBES:	44.22	90.23	90.23	90.23	90.23	90.23
FABRIC GRADE I / COM	2279	3899	3899	4159	4159	3299
FABRIC GRADE II	2409	4059	4059	4289	4289	3429
FABRIC GRADE III / COL	2539	4229	4229	4419	4419	3569
FABRIC GRADE IV	2679	4389	4389	4559	4559	3699
FABRIC GRADE V	2809	4559	4559	4689	4689	3829
FABRIC GRADE VI	2939	4719	4719	4819	4819	3959
MARRIED COVER						
LEATHER - GRADE 1	3139	5219	5219	5479	5479	4689
LEATHER - GRADE 2	3299	5409	5409	5649	5649	4889
LEATHER - GRADE 3	3629	5809	5809	5979	5979	5279
LEATHER - GRADE 4	3959	6209	6209	6309	6309	5679
LEATHER - NOVELTY	4129	6309	6309	6469	6469	5779
LEATHER - NOVELTY PREMIUM	4619	6799	6799	6969	6969	6269

ITEM NUMBER:	870/871/872/873/874 -68	870/871/872/873/874 -75	870/871/872/873/874 -78	870/871/872/873/874 -83	870/871/872/873/874 -84	870/871/872/873/874 -86
DESCRIPTION:	MADISON/MELVILLE/ MARLEIGH/MANNING/ MALLORY CORNER WEDGE 8-WAY HAND TIE	MADISON/MELVILLE/ MARLEIGH/MANNING/ MALLORY STATIONARY LOVESEAT 8-WAY HAND TIE	MADISON/MELVILLE/ MARLEIGH/MANNING/ MALLORY STATIONARY ARMLESS LOVESEAT 8-WAY HAND TIE	MADISON/MELVILLE/ MARLEIGH/MANNING/ MALLORY LAF STATIONARY SOFA 8-WAY HAND TIE	MADISON/MELVILLE/ MARLEIGH/MANNING/ MALLORY RAF STATIONARY SOFA 8-WAY HAND TIE	MADISON/MELVILLE/ MARLEIGH/MANNING/ MALLORY SMALL STATIONARY SOFA 8-WAY HAND TIE
PROGRAM:	PLAZA MIDWOOD	PLAZA MIDWOOD	PLAZA MIDWOOD	PLAZA MIDWOOD	PLAZA MIDWOOD	PLAZA MIDWOOD
STANDARD FINISH:	MH-MAHOGANY	MH-MAHOGANY	MH-MAHOGANY	MH-MAHOGANY	MH-MAHOGANY	MH-MAHOGANY
SEE PG 3 FOR A COMPLETE LIST OF AVAIL FINISHES	OPTIONAL FINISHES AVAIL AT NO UPCHARGE	OPTIONAL FINISHES AVAIL AT NO UPCHARGE	OPTIONAL FINISHES AVAIL AT NO UPCHARGE	OPTIONAL FINISHES AVAIL AT NO UPCHARGE	OPTIONAL FINISHES AVAIL AT NO UPCHARGE	OPTIONAL FINISHES AVAIL AT NO UPCHARGE
STANDARD CUSHION: ADDITIONAL CUSHION OPTIONS:	SPRING DOWN HR FOAM - \$150 PREMIER DOWN - \$150	SPRING DOWN HR FOAM - \$150 PREMIER DOWN - \$150	SPRING DOWN HR FOAM - \$150 PREMIER DOWN - \$150	SPRING DOWN HR FOAM - \$225 PREMIER DOWN - \$225	SPRING DOWN HR FOAM - \$225 PREMIER DOWN - \$225	SPRING DOWN HR FOAM - \$225 PREMIER DOWN - \$225
PILLOW TYPE:	LOOSE PILLOW	LOOSE PILLOW	LOOSE PILLOW	LOOSE PILLOW	LOOSE PILLOW	LOOSE PILLOW
SPECIAL PROGRAM OPTIONS:	STD LEG - TAPERED OPT LEG - CONE	STD LEG - TAPERED OPT LEG - CONE	STD LEG - TAPERED OPT LEG - CONE	STD LEG - TAPERED OPT LEG - CONE	STD LEG - TAPERED OPT LEG - CONE	STD LEG - TAPERED OPT LEG - CONE
STANDARD RELEASE:	N/A	N/A	N/A	N/A	N/A	N/A
POWER RECLINE OPTIONS:	N/A	N/A	N/A	N/A	N/A	N/A
POWER UPCHARGES INCLUDE ALL MOTORIZED SEATS PER SKU						
STANDARD NAIL:	870/871/872/873 - N/A 874 - NAT #9	870/871/872 - N/A 873/874 - NAT #9	870/871/872/873 - N/A 874 - NAT #9	870/871/872 - N/A 873/874 - NAT #9	870/871/872 - N/A 873/874 - NAT #9	870/871/872 - N/A 873/874 - NAT #9
NO NAIL OPTION:	870/871/872/873 - STD 874 - AVAILABLE	870/871/872 - STD 873/874 - AVAILABLE	870/871/872/873 - STD 874 - AVAILABLE	870/871/872 - STD 873/874 - AVAILABLE	870/871/872 - STD 873/874 - AVAILABLE	870/871/872 - STD 873/874 - AVAILABLE
OVERALL DIMENSIONS:	SEE SCHEMATIC ON PAGES 93 - 95 FOR DIMENSIONS PER STYLE	SEE SCHEMATIC ON PAGES 93 - 95 FOR DIMENSIONS PER STYLE	SEE SCHEMATIC ON PAGES 93 - 95 FOR DIMENSIONS PER STYLE	SEE SCHEMATIC ON PAGES 93 - 95 FOR DIMENSIONS PER STYLE	SEE SCHEMATIC ON PAGES 93 - 95 FOR DIMENSIONS PER STYLE	SEE SCHEMATIC ON PAGES 93 - 95 FOR DIMENSIONS PER STYLE
WEDGEWALL SPACE:	51		20	20	20	20
SEAT HEIGHT:	20	20	26	26	26	26
SEAT DEPTH:	26	26	46	46	46	46
SEAT WIDTH:	15 - 50	46	25.5	25.5	25.5	25.5
ARM HEIGHT:		16	16	16	16	16
SEAT TO BACK HEIGHT:	16					
DIST FRM WALL TO RECLINE:						
CHAIR IN FULL RECLINE:						
WEIGHT:	136	160	160	197	197	198
54 " PLAIN COM YDG.	11	12 1/4	9 3/4	15 1/4	15 1/4	16 1/2
CUBES:	90.23	90.23	90.23	120.34	120.34	120.34
FABRIC GRADE I / COM	3999	5149	3469	5279	5279	5479
FABRIC GRADE II	4129	5409	3729	5549	5549	5739
FABRIC GRADE III / COL	4259	5679	3999	5809	5809	6009
FABRIC GRADE IV	4389	5939	4259	6069	6069	6269
FABRIC GRADE V	4519	6209	4519	6339	6339	6539
FABRIC GRADE VI	4659	6469	4789	6599	6599	6799
MARRIED COVER						
LEATHER - GRADE 1	5739	7129	4849	7459	7459	7489
LEATHER - GRADE 2	5939	7459	5179	7789	7789	7819
LEATHER - GRADE 3	6339	8119	5839	8449	8449	8479
LEATHER - GRADE 4	6729	8779	6499	9109	9109	9139
LEATHER - NOVELTY	6829	8619	6339	8949	8949	9039
LEATHER - NOVELTY PREMIUM	7329	9109	6829	9439	9439	9469



ITEM NUMBER:	870/871/872/873/874 -87	870/871/872/873/874 -93	870/871/872/873/874 -94	870/871/872/873/874 -95	870/871/872/873/874 -97	870/871/872/873/874 -98
DESCRIPTION:	MADISON/MELVILLE/ MARLEIGH/MANNING/ MALLORY STATIONARY SMALL SOFA 8-WAY HAND TIE	MADISON/MELVILLE/ MARLEIGH/MANNING/ MALLORY LAF STATIONARY CORNER RETURN SOFA 8-WAY HAND TIE	MADISON/MELVILLE/ MARLEIGH/MANNING/ MALLORY RAF STATIONARY CORNER RETURN SOFA 8-WAY HAND TIE	MADISON/MELVILLE/ MARLEIGH/MANNING/ MALLORY STATIONARY SOFA 8-WAY HAND TIE	MADISON/MELVILLE/ MARLEIGH/MANNING/ MALLORY STATIONARY SOFA 8-WAY HAND TIE	MADISON/MELVILLE/ MARLEIGH/MANNING/ MALLORY STATIONARY CURVED COVERSATION SOFA 8-WAY HAND TIE
PROGRAM:	PLAZA MIDWOOD	PLAZA MIDWOOD	PLAZA MIDWOOD	PLAZA MIDWOOD	PLAZA MIDWOOD	PLAZA MIDWOOD
STANDARD FINISH:	MH-MAHOAGANY	MH-MAHOAGANY	MH-MAHOAGANY	MH-MAHOAGANY	MH-MAHOAGANY	MH-MAHOAGANY
SEE PG 3 FOR A COMPLETE LIST OF AVAIL FINISHES	OPTIONAL FINISHES AVAIL AT NO UPCHARGE	OPTIONAL FINISHES AVAIL AT NO UPCHARGE	OPTIONAL FINISHES AVAIL AT NO UPCHARGE	OPTIONAL FINISHES AVAIL AT NO UPCHARGE	OPTIONAL FINISHES AVAIL AT NO UPCHARGE	OPTIONAL FINISHES AVAIL AT NO UPCHARGE
STANDARD CUSHION: ADDITIONAL CUSHION OPTIONS:	SPRING DOWN HR FOAM - \$225 PREMIER DOWN - \$225	SPRING DOWN HR FOAM - \$225 PREMIER DOWN - \$225	SPRING DOWN HR FOAM - \$225 PREMIER DOWN - \$225	SPRING DOWN HR FOAM - \$225 PREMIER DOWN - \$225	SPRING DOWN HR FOAM - \$225 PREMIER DOWN - \$225	SPRING DOWN HR FOAM - \$225 PREMIER DOWN - \$225
PILLOW TYPE:	LOOSE PILLOW	LOOSE PILLOW	LOOSE PILLOW	LOOSE PILLOW	LOOSE PILLOW	LOOSE PILLOW
SPECIAL PROGRAM OPTIONS:	STD LEG - TAPERED OPT LEG - CONE	STD LEG - TAPERED OPT LEG - CONE	STD LEG - TAPERED OPT LEG - CONE	STD LEG - TAPERED OPT LEG - CONE	STD LEG - TAPERED OPT LEG - CONE	STD LEG - TAPERED OPT LEG - CONE
STANDARD RELEASE:	N/A	N/A	N/A	N/A	N/A	N/A
POWER RECLINE OPTIONS:	N/A	N/A	N/A	N/A	N/A	N/A
POWER UPCHARGES INCLUDE ALL MOTORIZED SEATS PER SKU						
STANDARD NAIL:	870/871/872 - N/A 873/874 - NAT #9	870/871/872 - N/A 873/874 - NAT #9	870/871/872 - N/A 873/874 - NAT #9	870/871/872 - N/A 873/874 - NAT #9	870/871/872 - N/A 873/874 - NAT #9	870/871/872 - N/A 873/874 - NAT #9
NO NAIL OPTION:	870/871/872 - STD 873/874 - AVAILABLE	870/871/872 - STD 873/874 - AVAILABLE	870/871/872 - STD 873/874 - AVAILABLE	870/871/872 - STD 873/874 - AVAILABLE	870/871/872 - STD 873/874 - AVAILABLE	870/871/872 - STD 873/874 - AVAILABLE
OVERALL DIMENSIONS:	SEE SCHEMATIC ON PAGES 93 - 95 FOR DIMENSIONS PER STYLE	SEE SCHEMATIC ON PAGES 93 - 95 FOR DIMENSIONS PER STYLE	SEE SCHEMATIC ON PAGES 93 - 95 FOR DIMENSIONS PER STYLE	SEE SCHEMATIC ON PAGES 93 - 95 FOR DIMENSIONS PER STYLE	SEE SCHEMATIC ON PAGES 93 - 95 FOR DIMENSIONS PER STYLE	SEE SCHEMATIC ON PAGES 93 - 95 FOR DIMENSIONS PER STYLE
WEDGEWALL SPACE: SEAT HEIGHT: SEAT DEPTH: SEAT WIDTH: ARM HEIGHT: SEAT TO BACK HEIGHT: DIST FRM WALL TO RECLINE: CHAIR IN FULL RECLINE: WEIGHT: 54 " PLAIN COM YDG.	20 26 69 25.5 16  198 16 1/2	20 26 72 25.5 16  198 20 1/4	20 26 72 25.5 16  198 20 1/4	20 26 75 25.5 16  198 19	20 26 75 25.5 16  198 19	20 26 75 25.5 16  241 20 1/2
CUBES: FABRIC GRADE I / COM	120.34 5479	120.34 5979	120.34 5979	120.34 5449	120.34 5449	173.13 6599
FABRIC GRADE II	5739	6309	6309	5709	5709	6869
FABRIC GRADE III / COL	6009	6639	6639	5979	5979	7129
FABRIC GRADE IV	6269	6969	6969	6239	6239	7389
FABRIC GRADE V	6539	7299	7299	6499	6499	7659
FABRIC GRADE VI	6799	7629	7629	6769	6769	7919
MARRIED COVER						
LEATHER - GRADE 1	7489	8849	8849	7789	7789	8849
LEATHER - GRADE 2	7819	9179	9179	8119	8119	9179
LEATHER - GRADE 3	8479	9839	9839	8779	8779	9839
LEATHER - GRADE 4	9139	10499	10499	9439	9439	10499
LEATHER - NOVELTY	9039	10329	10329	9279	9279	10329
LEATHER - NOVELTY PREMIUM	9469	10829	10829	9769	9769	10829

ITEM NUMBER:	870/871/872/873/874 -99	880-OT	880-25	880-75	880-95	916/920 -OT
DESCRIPTION:	MADISON/MELVILLE/ MARLEIGH/MANNING/ MALLORY STATIONARY CURVED CONVERSATION SOFA 8-WAY HAND TIE	HOFF OTTOMAN	HOFF STATIONARY CHAIR 8-WAY HAND TIE	HOFF STATIONARY LOVESEAT 8-WAY HAND TIE	HOFF STATIONARY SOFA 8-WAY HAND TIE	NEWMAN/ WHITAKER OTTOMAN
PROGRAM:	PLAZA MIDWOOD					LUXURY MOTION
STANDARD FINISH:	MH-MAHOGANY	MH-MAHOGANY	MH-MAHOGANY	MH-MAHOGANY	MH-MAHOGANY	MH-MAHOGANY
SEE PG 3 FOR A COMPLETE LIST OF AVAIL FINISHES	OPTIONAL FINISHES AVAIL AT NO UPCHARGE	OPTIONAL FINISHES AVAIL AT NO UPCHARGE	OPTIONAL FINISHES AVAIL AT NO UPCHARGE	OPTIONAL FINISHES AVAIL AT NO UPCHARGE	OPTIONAL FINISHES AVAIL AT NO UPCHARGE	OPTIONAL FINISHES AVAIL AT NO UPCHARGE
STANDARD CUSHION: ADDITIONAL CUSHION OPTIONS:	SPRING DOWN HR FOAM - \$225 PREMIER DOWN - \$225	N/A	SPRING DOWN HR FOAM - \$75 PREMIER DOWN - \$75	SPRING DOWN HR FOAM - \$150 PREMIER DOWN - \$150	SPRING DOWN HR FOAM - \$225 PREMIER DOWN - \$225	N/A
PILLOW TYPE:	LOOSE PILLOW	N/A	LOOSE PILLOW	LOOSE PILLOW	LOOSE PILLOW	N/A
SPECIAL PROGRAM OPTIONS:	STD LEG - TAPERED OPT LEG - CONE	CHOICE OF TURNED LEG OR TAPERED LEG	CHOICE OF TURNED LEG OR TAPERED LEG	CHOICE OF TURNED LEG OR TAPERED LEG	CHOICE OF TURNED LEG OR TAPERED LEG	N/A
STANDARD RELEASE:	N/A	N/A	N/A	N/A	N/A	N/A
POWER RECLINE OPTIONS:	N/A	N/A	N/A	N/A	N/A	N/A
POWER UPCHARGES INCLUDE ALL MOTORIZED SEATS PER SKU						
STANDARD NAIL:	870/871/872 - N/A 873/874 - NAT #9	NATURAL #54	NATURAL #9/#54	NATURAL #9/#54	NATURAL #9/#54	916 - NATURAL #9 920 - NATURAL #54
NO NAIL OPTION:	870/871/872 - STD 873/874 - AVAILABLE	AVAILABLE	AVAILABLE	AVAILABLE	AVAILABLE	AVAILABLE
OVERALL DIMENSIONS:	SEE SCHEMATIC ON PAGES 93 - 95 FOR DIMENSIONS PER STYLE	W 32 1/2" D 22 1/2" H 18 1/2"	W 43 D 42 1/2" H 40"	W 42 1/2" D 40"	W 96" D 42 1/2" H 40"	SEE SCHEMATIC ON PAGES 101 - 102 FOR DIMENSIONS PER STYLE
WEDGEWALL SPACE: SEAT HEIGHT: SEAT DEPTH: SEAT WIDTH: ARM HEIGHT: SEAT TO BACK HEIGHT: DIST FRM WALL TO RECLINE: CHAIR IN FULL RECLINE: WEIGHT: 54 " PLAIN COM YDG.	20 26 67 - 83 25.5 16  241 20 1/2	50 4 1/4	135 10 1/2	186 16 3/4	237 22	26 2 1/2
CUBES: FABRIC GRADE I / COM	173.13 6599	26.83 1549	49.57 3039	90.23 4359	120.34 4689	11.7 1359
FABRIC GRADE II	6869	1649	3169	4619	4949	1449
FABRIC GRADE III / COL	7129	1749	3299	4889	5219	1549
FABRIC GRADE IV	7389	1849	3429	5149	5479	1649
FABRIC GRADE V	7659	1949	3569	5409	5739	1749
FABRIC GRADE VI	7919	2049	3699	5679	6009	1849
MARRIED COVER						
LEATHER - GRADE 1	8849	1879	4359	7689	8089	1779
LEATHER - GRADE 2	9179	1979	4519	8019	8419	1879
LEATHER - GRADE 3	9839	2179	4849	8679	9079	2079
LEATHER - GRADE 4	10499	2379	5179	9339	9739	2279
LEATHER - NOVELTY	10329	2679	5349	9179	9569	2579
LEATHER - NOVELTY PREMIUM	10829	3169	5839	9669	10069	3069

ITEM NUMBER:	916/920 -07 NEWMAN/ WHITAKER	916/920 -17 NEWMAN/ WHITAKER	916/920 -18 NEWMAN/ WHITAKER	916/920 -25 NEWMAN/ WHITAKER	916/920 -33 NEWMAN/ WHITAKER	916/920 -35 NEWMAN/ WHITAKER
DESCRIPTION:	STRAIGHT CONSOLE W/BACK AND STORAGE	LAF OUTSIDE ARM CHAIR FULL RECLINE	RAF OUTSIDE ARM CHAIR FULL RECLINE	STATIONARY CHAIR	ARMLESS RECLINER	CHAIR FULL RECLINE
PROGRAM:	LUXURY MOTION	LUXURY MOTION	LUXURY MOTION	LUXURY MOTION	LUXURY MOTION	LUXURY MOTION BYX (SEE PG 90 - 92)
STANDARD FINISH:	N/A	MH-MAHOGANY	MH-MAHOGANY	MH-MAHOGANY	N/A	MH-MAHOGANY
SEE PG 3 FOR A COMPLETE LIST OF AVAIL FINISHES	N/A	OPTIONAL FINISHES AVAIL AT NO UPCHARGE	OPTIONAL FINISHES AVAIL AT NO UPCHARGE	OPTIONAL FINISHES AVAIL AT NO UPCHARGE	N/A	OPTIONAL FINISHES AVAIL AT NO UPCHARGE
STANDARD CUSHION: ADDITIONAL CUSHION OPTIONS:	N/A	SPRING DOWN HR FOAM - \$75 PREMIER DOWN - \$75	SPRING DOWN HR FOAM - \$75 PREMIER DOWN - \$75	SPRING DOWN HR FOAM - \$75 PREMIER DOWN - \$75	SPRING DOWN HR FOAM - \$75 PREMIER DOWN - \$75	SPRING DOWN HR FOAM - \$75 PREMIER DOWN - \$75
PILLOW TYPE:	N/A	SEMI-ATTACHED	SEMI-ATTACHED	SEMI-ATTACHED	SEMI-ATTACHED	SEMI-ATTACHED
SPECIAL PROGRAM OPTIONS:	N/A	N/A	N/A	N/A	N/A	N/A
STANDARD RELEASE:	N/A	POWER BUTTON IS STANDARD	POWER BUTTON IS STANDARD	N/A	POWER BUTTON IS STANDARD	POWER BUTTON IS STANDARD
POWER RECLINE OPTIONS:  POWER UPCHARGES INCLUDE ALL MOTORIZED SEATS PER SKU	N/A	BB: POWER BUTTON WITH BATTERY PACK: \$300 UPCHARGE	BB: POWER BUTTON WITH BATTERY PACK: \$300 UPCHARGE	N/A	BB: POWER BUTTON WITH BATTERY PACK: \$300 UPCHARGE	BB: POWER BUTTON WITH BATTERY PACK: \$300 UPCHARGE
STANDARD NAIL:	N/A	916 - NATURAL #9 920 - NATURAL #54	916 - NATURAL #9 920 - NATURAL #54	916 - NATURAL #9 920 - NATURAL #54	N/A	916 - NATURAL #9 920 - NATURAL #54
NO NAIL OPTION:	STANDARD	AVAILABLE	AVAILABLE	AVAILABLE	STANDARD	AVAILABLE
OVERALL DIMENSIONS:	SEE SCHEMATIC ON PAGES 101 - 102 FOR DIMENSIONS PER STYLE	SEE SCHEMATIC ON PAGES 101 - 102 FOR DIMENSIONS PER STYLE	SEE SCHEMATIC ON PAGES 101 - 102 FOR DIMENSIONS PER STYLE	SEE SCHEMATIC ON PAGES 101 - 102 FOR DIMENSIONS PER STYLE	SEE SCHEMATIC ON PAGES 101 - 102 FOR DIMENSIONS PER STYLE	SEE SCHEMATIC ON PAGES 101 - 102 FOR DIMENSIONS PER STYLE
WEDGEWALL SPACE: SEAT HEIGHT: SEAT DEPTH: SEAT WIDTH: ARM HEIGHT: SEAT TO BACK HEIGHT: DIST FRM WALL TO RECLNE: CHAIR IN FULL RECLINE: WEIGHT: 54 " PLAIN COM YDG.	60 4	21 21 24 26 19 65.5 148 6 1/2	21 21 24 26 19 65.5 148 6 1/2	21 21 24 26 19 150 8 3/4	21 21 24 26 19 65.5 110 5 3/4	21 21 24 26 19 65.5 108 8
CUBES: FABRIC GRADE I / COM	44.2 2249	44.2 3759	44.2 3759	49.57 3169	49.57 3959	49.57 3959
FABRIC GRADE II	2349	3899	3899	3299	4089	4089
FABRIC GRADE III / COL	2439	4029	4029	3429	4229	4229
FABRIC GRADE IV	2539	4159	4159	3569	4359	4359
FABRIC GRADE V	2639	4289	4289	3699	4489	4489
FABRIC GRADE VI	2739	4419	4419	3829	4619	4619
MARRIED COVER						MARRIED COVER AVAILABLE. PRICING GRID ON PG 87 - 88
LEATHER - GRADE 1	2609	4989	4989	4389	4789	5449
LEATHER - GRADE 2	2709	5149	5149	4559	5019	5679
LEATHER - GRADE 3	2909	5479	5479	4889	5479	6139
LEATHER - GRADE 4	3099	5809	5809	4519	5939	6599
LEATHER - NOVELTY	3399	5979	5979	5379	5979	6639
LEATHER - NOVELTY PREMIUM	3899	6469	6469	5879	6469	7129

ITEM NUMBER:	916/920 <b>-38</b> NEWMAN/ WHITAKER	916/920 <b>-55</b> NEWMAN/ WHITAKER	916/920 <b>-56</b> NEWMAN/ WHITAKER	916/920 <b>-57</b> NEWMAN/ WHITAKER	916/920 <b>-58</b> NEWMAN/ WHITAKER	916/920 <b>-61</b> NEWMAN/ WHITAKER
DESCRIPTION:	ARMLESS CHAIR	LAF LOVESEAT RECLINER AT ARM	RAF LOVESEAT RECLINER AT ARM	LAF LOVESEAT	RAF LOVESEAT	LAF SOFA RECLINER AT ARM
PROGRAM:	LUXURY MOTION	LUXURY MOTION	LUXURY MOTION	LUXURY MOTION	LUXURY MOTION	LUXURY MOTION
STANDARD FINISH:	MH-MAHOGANY	MH-MAHOGANY	MH-MAHOGANY	MH-MAHOGANY	MH-MAHOGANY	MH-MAHOGANY
SEE PG 3 FOR A COMPLETE LIST OF AVAIL FINISHES	OPTIONAL FINISHES AVAIL AT NO UPCHARGE	OPTIONAL FINISHES AVAIL AT NO UPCHARGE	OPTIONAL FINISHES AVAIL AT NO UPCHARGE	OPTIONAL FINISHES AVAIL AT NO UPCHARGE	OPTIONAL FINISHES AVAIL AT NO UPCHARGE	OPTIONAL FINISHES AVAIL AT NO UPCHARGE
STANDARD CUSHION: ADDITIONAL CUSHION OPTIONS:	SPRING DOWN HR FOAM - \$75 PREMIER DOWN - \$75	SPRING DOWN HR FOAM - \$150 PREMIER DOWN - \$150	SPRING DOWN HR FOAM - \$150 PREMIER DOWN - \$150	SPRING DOWN HR FOAM - \$150 PREMIER DOWN - \$150	SPRING DOWN HR FOAM - \$150 PREMIER DOWN - \$150	SPRING DOWN HR FOAM - \$225 PREMIER DOWN - \$225
PILLOW TYPE:	SEMI-ATTACHED	SEMI-ATTACHED	SEMI-ATTACHED	SEMI-ATTACHED	SEMI-ATTACHED	SEMI-ATTACHED
SPECIAL PROGRAM OPTIONS:	N/A	N/A	N/A	N/A	N/A	N/A
STANDARD RELEASE:	N/A	POWER BUTTON IS STANDARD	POWER BUTTON IS STANDARD	N/A	N/A	POWER BUTTON IS STANDARD
POWER RECLINE OPTIONS:	N/A	BB: POWER BUTTON WITH BATTERY PACK: \$300 UPCHARGE	BB: POWER BUTTON WITH BATTERY PACK: \$300 UPCHARGE	N/A	N/A	BB: POWER BUTTON WITH BATTERY PACK: \$300 UPCHARGE
POWER UPCHARGES INCLUDE ALL MOTORIZED SEATS PER SKU						
STANDARD NAIL:	N/A	916 - NATURAL #9 920 - NATURAL #54	916 - NATURAL #9 920 - NATURAL #54	916 - NATURAL #9 920 - NATURAL #54	916 - NATURAL #9 920 - NATURAL #54	916 - NATURAL #9 920 - NATURAL #54
NO NAIL OPTION:	STANDARD	AVAILABLE	AVAILABLE	AVAILABLE	AVAILABLE	AVAILABLE
OVERALL DIMENSIONS:	SEE SCHEMATIC ON PAGES 101 - 102 FOR DIMENSIONS PER STYLE	SEE SCHEMATIC ON PAGES 101 - 102 FOR DIMENSIONS PER STYLE	SEE SCHEMATIC ON PAGES 101 - 102 FOR DIMENSIONS PER STYLE	SEE SCHEMATIC ON PAGES 101 - 102 FOR DIMENSIONS PER STYLE	SEE SCHEMATIC ON PAGES 101 - 102 FOR DIMENSIONS PER STYLE	SEE SCHEMATIC ON PAGES 101 - 102 FOR DIMENSIONS PER STYLE
WEDGEWALL SPACE:						
SEAT HEIGHT:	21	21	21	21	21	21
SEAT DEPTH:	21	21	21	21	21	21
SEAT WIDTH:	24	48	48	48	48	72
ARM HEIGHT:		26	26	26	26	26
SEAT TO BACK HEIGHT:	19	19	19	19	19	19
DIST FRM WALL TO RECLNE:		2.5	2.5	2.5	2.5	2.5
CHAIR IN FULL RECLINE:		65.5	65.5	65.5	65.5	65.5
WEIGHT:	68	150	150	150	150	200
54 " PLAIN COM YDG.	4 1/2	10 1/4	10 1/4	10 1/4	10 1/4	12 3/4
CUBES:	44.2	90.23	90.23	90.23	90.23	129.32
FABRIC GRADE I / COM	2379	5249	5249	4189	4189	6669
FABRIC GRADE II	2509	5509	5509	4329	4329	6929
FABRIC GRADE III / COL	2639	5779	5779	4459	4459	7199
FABRIC GRADE IV	2769	6039	6039	4589	4589	7459
FABRIC GRADE V	2909	6309	6309	4719	4719	7719
FABRIC GRADE VI	3039	6569	6569	4849	4849	7989
MARRIED COVER						
LEATHER - GRADE 1	3009	7259	7259	6669	6669	9039
LEATHER - GRADE 2	3169	7589	7589	6829	6829	9539
LEATHER - GRADE 3	3499	8249	8249	7159	7159	10529
LEATHER - GRADE 4	3829	8909	8909	7489	7489	11519
LEATHER - NOVELTY	3999	8749	8749	7659	7659	11019
LEATHER - NOVELTY PREMIUM	4489	9239	9239	8149	8149	11519

ITEM NUMBER:	916/920 <b>-62</b> NEWMAN/ WHITAKER	916/920 <b>-68</b> NEWMAN/ WHITAKER	916/920 <b>-70</b> NEWMAN/ WHITAKER	916/920 <b>-73</b> NEWMAN/ WHITAKER	916/920 <b>-74</b> NEWMAN/ WHITAKER	916/920 <b>-75</b> NEWMAN/ WHITAKER
DESCRIPTION:	RAF SOFA RECLINER AT ARM	CORNER WEDGE	LOVESEAT L & R FULL RECLINE	LAF SOFA CORNER RETURN RECLINER AT ARM	RAF SOFA CORNER RETURN RECLINER AT ARM	STATIONARY LOVESEAT
PROGRAM:	LUXURY MOTION	LUXURY MOTION	LUXURY MOTION	LUXURY MOTION	LUXURY MOTION	LUXURY MOTION
STANDARD FINISH:	MH-MAHOGANY	MH-MAHOGANY	MH-MAHOGANY	MH-MAHOGANY	MH-MAHOGANY	MH-MAHOGANY
SEE PG 3 FOR A COMPLETE LIST OF AVAIL FINISHES	OPTIONAL FINISHES AVAIL AT NO UPCHARGE	OPTIONAL FINISHES AVAIL AT NO UPCHARGE	OPTIONAL FINISHES AVAIL AT NO UPCHARGE	OPTIONAL FINISHES AVAIL AT NO UPCHARGE	OPTIONAL FINISHES AVAIL AT NO UPCHARGE	OPTIONAL FINISHES AVAIL AT NO UPCHARGE
STANDARD CUSHION: ADDITIONAL CUSHION OPTIONS:	SPRING DOWN HR FOAM - \$225 PREMIER DOWN - \$225	SPRING DOWN HR FOAM - \$150 PREMIER DOWN - \$150	SPRING DOWN HR FOAM - \$150 PREMIER DOWN - \$150	SPRING DOWN HR FOAM - \$225 PREMIER DOWN - \$225	SPRING DOWN HR FOAM - \$225 PREMIER DOWN - \$225	SPRING DOWN HR FOAM - \$150 PREMIER DOWN - \$150
PILLOW TYPE:	SEMI-ATTACHED	SEMI-ATTACHED	SEMI-ATTACHED	SEMI-ATTACHED	SEMI-ATTACHED	SEMI-ATTACHED
SPECIAL PROGRAM OPTIONS:	N/A	N/A	N/A		N/A	N/A
STANDARD RELEASE:	POWER BUTTON IS STANDARD	N/A	POWER BUTTON IS STANDARD	POWER BUTTON IS STANDARD	POWER BUTTON IS STANDARD	N/A
POWER RECLINE OPTIONS:	BB: POWER BUTTON WITH BATTERY PACK: \$300 UPCHARGE	N/A	BB: POWER BUTTON WITH BATTERY PACK: \$600 UPCHARGE	BB: POWER BUTTON WITH BATTERY PACK: \$300 UPCHARGE	BB: POWER BUTTON WITH BATTERY PACK: \$300 UPCHARGE	N/A
POWER UPCHARGES INCLUDE ALL MOTORIZED SEATS PER SKU						
STANDARD NAIL:	916 - NATURAL #9 920 - NATURAL #54	N/A	916 - NATURAL #9 920 - NATURAL #54	916 - NATURAL #9 920 - NATURAL #54	916 - NATURAL #9 920 - NATURAL #54	916 - NATURAL #9 920 - NATURAL #54
NO NAIL OPTION:	AVAILABLE	STANDARD	AVAILABLE	AVAILABLE	AVAILABLE	AVAILABLE
OVERALL DIMENSIONS:	SEE SCHEMATIC ON PAGES 101 - 102 FOR DIMENSIONS PER STYLE	SEE SCHEMATIC ON PAGES 101 - 102 FOR DIMENSIONS PER STYLE	SEE SCHEMATIC ON PAGES 101 - 102 FOR DIMENSIONS PER STYLE	SEE SCHEMATIC ON PAGES 101 - 102 FOR DIMENSIONS PER STYLE	SEE SCHEMATIC ON PAGES 101 - 102 FOR DIMENSIONS PER STYLE	SEE SCHEMATIC ON PAGES 101 - 102 FOR DIMENSIONS PER STYLE
WEDGEWALL SPACE:		50				
SEAT HEIGHT:	21	21	21	21	21	21
SEAT DEPTH:	21	21	21	21	21	21
SEAT WIDTH:	72	42	48	72	72	48
ARM HEIGHT:	26		26	26	26	26
SEAT TO BACK HEIGHT:	19	19	19	19	19	19
DIST FRM WALL TO RECLNE:	2.5		2.5	2.5	2.5	
CHAIR IN FULL RECLINE:	65.5		65.5	65.5	65.5	
WEIGHT:	200	125	215	230	230	215
54 " PLAIN COM YDG.	12 3/4	8	13	15 3/4	15 3/4	13 1/2
CUBES:	129.32	90.23	90.23	129.3	129.3	90.23
FABRIC GRADE I / COM	6669	3859	7429	6829	6829	5939
FABRIC GRADE II	6929	3999	7689	7099	7099	6209
FABRIC GRADE III / COL	7199	4129	7959	7359	7359	6469
FABRIC GRADE IV	7459	4259	8219	7629	7629	6729
FABRIC GRADE V	7719	4389	8479	7889	7889	6999
FABRIC GRADE VI	7989	4519	8749	8149	8149	7259
MARRIED COVER						
LEATHER - GRADE 1	9039	5049	10169	10069	10069	9279
LEATHER - GRADE 2	9539	5249	10659	10559	10559	9609
LEATHER - GRADE 3	10529	5649	11649	11549	11549	10269
LEATHER - GRADE 4	11519	6039	12639	12539	12539	10929
LEATHER - NOVELTY	11019	6139	12149	12049	12049	10759
LEATHER - NOVELTY PREMIUM	11519	6639	12639	12539	12539	11259

ITEM NUMBER:	916/920	916/920	960/962/ 968/969	960/962/ 968/969	960/962/ 968/969	960/962/ 968/969
DESCRIPTION:	<b>-90</b> NEWMAN/ WHITAKER  SOFA L & R FULL RECLINE	<b>-95</b> NEWMAN/ WHITAKER  STATIONARY SOFA	<b>-0T</b>  IMAGINE/DISCOVERY/ NICOLETTA/RAVEN  OTTOMAN	<b>-07</b>  IMAGINE/DISCOVERY/ NICOLETTA/RAVEN  STRAIGHT CONSOLE W/ BACK AMD STORAGE	<b>-09</b>  IMAGINE/DISCOVERY/ NICOLETTA/RAVEN  CONSOLE W/ DUAL CUP HOLDERS	<b>-17</b>  IMAGINE/DISCOVERY/ NICOLETTA/RAVEN  LAF RECLINER WITH POWER HEADREST
PROGRAM:	LUXURY MOTION BYX (SEE PG 90 -92)	LUXURY MOTION	LUXURY MOTION	LUXURY MOTION	LUXURY MOTION	LUXURY MOTION
STANDARD FINISH:	MH-MAHOGANY	MH-MAHOGANY	MH-MAHOGANY	N/A	N/A	MH-MAHOGANY
SEE PG 3 FOR A COMPLETE LIST OF AVAIL FINISHES	OPTIONAL FINISHES AVAIL AT NO UPCHARGE	OPTIONAL FINISHES AVAIL AT NO UPCHARGE	OPTIONAL FINISHES AVAIL AT NO UPCHARGE	N/A	N/A	OPTIONAL FINISHES AVAIL AT NO UPCHARGE
STANDARD CUSHION: ADDITIONAL CUSHION OPTIONS:	SPRING DOWN HR FOAM - \$225 PREMIER DOWN - \$225	SPRING DOWN HR FOAM - \$225 PREMIER DOWN - \$225	N/A	N/A	N/A	SPRING DOWN HR FOAM - \$75 PREMIER DOWN - \$75
PILLOW TYPE:	SEMI-ATTACHED	SEMI-ATTACHED	N/A	N/A	N/A	960-TIGHT BUSTLE 962 - BUSTLE 968/969 SEMI-ATTACH
SPECIAL PROGRAM OPTIONS:	N/A	N/A	N/A	N/A	N/A	N/A
STANDARD RELEASE:	POWER BUTTON IS STANDARD	N/A	N/A	N/A	N/A	POWER BUTTON IS STANDARD RELEASE
POWER RECLINE OPTIONS:	BB: POWER BUTTON WITH BATTERY PACK: \$600 UPCHARGE	N/A	N/A	N/A	N/A	BB: POWER BUTTON WITH BATTERY PACK: \$300 UPCHARGE
POWER UPCHARGES INCLUDE ALL MOTORIZED SEATS PER SKU						LUMBAR OPT - \$150
STANDARD NAIL:	916 - NATURAL #9 920 - NATURAL #54	916 - NATURAL #9 920 - NATURAL #54	960-#54 NATURAL 962/968/969 - #9 NAT	N/A	N/A	960-#54 NATURAL 962/968/969 - #9 NAT
NO NAIL OPTION:	AVAILABLE	AVAILABLE	960/962/968/969-AVAIL	STANDARD	STANDARD	960/962/968/969-AVAIL
OVERALL DIMENSIONS:	SEE SCHEMATIC ON PAGES 101 - 102 FOR DIMENSIONS PER STYLE	SEE SCHEMATIC ON PAGES 101 - 102 FOR DIMENSIONS PER STYLE	SEE SCHEMATIC ON PAGES 103 - 105 FOR DIMENSIONS PER STYLE	SEE SCHEMATIC ON PAGES 103 - 105 FOR DIMENSIONS PER STYLE	SEE SCHEMATIC ON PAGES 103 - 105 FOR DIMENSIONS PER STYLE	SEE SCHEMATIC ON PAGES 103 - 105 FOR DIMENSIONS PER STYLE
WEDGEWALL SPACE: SEAT HEIGHT: SEAT DEPTH: SEAT WIDTH: ARM HEIGHT: SEAT TO BACK HEIGHT: DIST FRM WALL TO RECLNE: CHAIR IN FULL RECLINE: WEIGHT: 54 " PLAIN COM YDG.	21 21 72 26 19 2.5 65.5 270 17	21 21 72 26 19 270 17 3/4	38 3 1/4	60 4	50 4	21 21.5 24 25 21.5 2.5 67 140 9
CUBES: FABRIC GRADE I / COM	129.3 7759	129.3 6309	17.1 1359	44.2 2479	44.22 1389	49.57 4559
FABRIC GRADE II	8019	6569	1449	2579	1489	4689
FABRIC GRADE III / COL	8289	6829	1549	2679	1589	4819
FABRIC GRADE IV	8549	7099	1649	2769	1689	4949
FABRIC GRADE V	8809	7359	1749	2869	1779	5079
FABRIC GRADE VI	9079	7629	1849	2969	1879	5219
MARRIED COVER	MARRIED COVER AVAILABLE. PRICING GRID ON PG 87 - 88					
LEATHER - GRADE 1	10559	9669	1749	2809	1819	6109
LEATHER - GRADE 2	11059	9999	1849	2909	1919	6269
LEATHER - GRADE 3	12049	10659	2049	3099	2109	6599
LEATHER - GRADE 4	13039	11319	2249	3299	2309	6929
LEATHER - NOVELTY	12539	11159	2539	3599	2609	7099
LEATHER - NOVELTY PREMIUM	13039	11649	3039	4089	3099	7589

ITEM NUMBER:	960/962/ 968/969 -18	960/962/ 968/969 -25	960/962/ 968/969 -33	960/962/ 968/969 -35	960/962/ 968/969 -38	960/962/ 968/969 -55
DESCRIPTION:	IMAGINE/DISCOVERY/ NICOLETTA/RAVEN  RAF RECLINER WITH POWER HEADREST	IMAGINE/DISCOVERY/ NICOLETTA/RAVEN  STATIONARY CHAIR	IMAGINE/DISCOVERY/ NICOLETTA/RAVEN  ARMLESS RECLINER	IMAGINE/DISCOVERY/ NICOLETTA/RAVEN  MOTION RECLINER WITH POWER HEADREST	IMAGINE/DISCOVERY/ NICOLETTA/RAVEN  ARMLESS CHAIR	IMAGINE/DISCOVERY/ NICOLETTA/RAVEN  LAF LOVESEAT WITH POWER HEADREST
PROGRAM:	LUXURY MOTION	LUXURY MOTION	LUXURY MOTION	LUXURY MOTION BYX (SEE PG 90 -92)	LUXURY MOTION	LUXURY MOTION
STANDARD FINISH:	MH-MAHOGANY	MH-MAHOGANY	N/A	MH-MAHOGANY	MH-MAHOGANY	MH-MAHOGANY
SEE PG 3 FOR A COMPLETE LIST OF AVAIL FINISHES	OPTIONAL FINISHES AVAIL AT NO UPCHARGE	OPTIONAL FINISHES AVAIL AT NO UPCHARGE	N/A	OPTIONAL FINISHES AVAIL AT NO UPCHARGE	OPTIONAL FINISHES AVAIL AT NO UPCHARGE	OPTIONAL FINISHES AVAIL AT NO UPCHARGE
STANDARD CUSHION: ADDITIONAL CUSHION OPTIONS:	SPRING DOWN HR FOAM - \$75 PREMIER DOWN - \$75	SPRING DOWN HR FOAM - \$75 PREMIER DOWN - \$75	SPRING DOWN HR FOAM - \$75 PREMIER DOWN - \$75	SPRING DOWN HR FOAM - \$75 PREMIER DOWN - \$75	SPRING DOWN HR FOAM - \$75 PREMIER DOWN - \$75	SPRING DOWN HR FOAM - \$150 PREMIER DOWN - \$150
PILLOW TYPE:	960-TIGHT BUSTLE 962 - BUSTLE 968/969 SEMI-ATTACH	960-TIGHT BUSTLE 962 - BUSTLE 968/969 SEMI-ATTACH	960-TIGHT BUSTLE 962 - BUSTLE 968/969 SEMI-ATTACH	960-TIGHT BUSTLE 962 - BUSTLE 968/969 SEMI-ATTACH	960-TIGHT BUSTLE 962 - BUSTLE 968/969 SEMI-ATTACH	960-TIGHT BUSTLE 962 - BUSTLE 968/969 SEMI-ATTACH
SPECIAL PROGRAM OPTIONS:	N/A	N/A	N/A	N/A	N/A	N/A
STANDARD RELEASE:	POWER BUTTON IS STANDARD RELEASE	N/A	POWER BUTTON IS STANDARD RELEASE	POWER BUTTON IS STANDARD RELEASE	N/A	POWER BUTTON IS STANDARD RELEASE
POWER RECLINE OPTIONS:	BB: POWER BUTTON WITH BATTERY PACK: \$300 UPCHARGE	N/A	BB: POWER BUTTON WITH BATTERY PACK: \$300 UPCHARGE	BB: POWER BUTTON WITH BATTERY PACK: \$300 UPCHARGE	N/A	BB: POWER BUTTON WITH BATTERY PACK: \$300 UPCHARGE
POWER UPCHARGES INCLUDE ALL MOTORIZED SEATS PER SKU	LUMBAR OPT - \$150			LUMBAR OPT - \$150		LUMBAR OPT - \$150
STANDARD NAIL:	960-#54 NATURAL 962/968/969 - #9 NAT	960-#54 NATURAL 962/968/969 - #9 NAT	NO NAIL	960-#54 NATURAL 962/968/969 - #9 NAT	NO NAIL	960-#54 NATURAL 962/968/969 - #9 NAT
NO NAIL OPTION:	960/962/968/969-AVAIL	960/962/968/969-AVAIL	STANDARD	960/962/968/969-AVAIL	STANDARD	960/962/968/969-AVAIL
OVERALL DIMENSIONS:	SEE SCHEMATIC ON PAGES 103 - 105 FOR DIMENSIONS PER STYLE	SEE SCHEMATIC ON PAGES 103 - 105 FOR DIMENSIONS PER STYLE	SEE SCHEMATIC ON PAGES 103 - 105 FOR DIMENSIONS PER STYLE	SEE SCHEMATIC ON PAGES 103 - 105 FOR DIMENSIONS PER STYLE	SEE SCHEMATIC ON PAGES 103 - 105 FOR DIMENSIONS PER STYLE	SEE SCHEMATIC ON PAGES 103 - 105 FOR DIMENSIONS PER STYLE
WEDGEWALL SPACE:						
SEAT HEIGHT:	21	21	21	21	21	21
SEAT DEPTH:	21.5	22	22	22	22	22
SEAT WIDTH:	24	24	24	24	24	48
ARM HEIGHT:	25	25	25	25	25	25
SEAT TO BACK HEIGHT:	21.5	21	21	21	21	21
DIST FRM WALL TO RECLNE:	2.5		3	3		3
CHAIR IN FULL RECLINE:	67		64.5	64.5		64.5
WEIGHT:	140	137	100	150	68	200
54 " PLAIN COM YDG.	9	8 3/4	5 3/4	10 3/4	4 1/2	16 3/4
CUBES:	49.57	49.57	49.57	49.57	44.22	90.23
FABRIC GRADE I / COM	4559	3929	3959	4789	2639	6269
FABRIC GRADE II	4689	4059	4089	4919	2769	6539
FABRIC GRADE III / COL	4819	4189	4229	5049	2909	6799
FABRIC GRADE IV	4949	4329	4359	5179	3039	7059
FABRIC GRADE V	5079	4459	4489	5319	3169	7329
FABRIC GRADE VI	5219	4589	4619	5449	3299	7589
MARRIED COVER				MARRIED COVER AVAILABLE. PRICING GRID ON PG 87 - 88		
LEATHER - GRADE 1	6109	5679	4789	6439	3469	8749
LEATHER - GRADE 2	6269	5839	5019	6669	3629	9079
LEATHER - GRADE 3	6599	6169	5479	7129	3959	9739
LEATHER - GRADE 4	6929	6499	5939	7589	4289	10399
LEATHER - NOVELTY	7099	6669	5979	7629	4459	10229
LEATHER - NOVELTY PREMIUM	7589	7159	6469	8119	4949	10729

ITEM NUMBER:	960/962/ 968/969 <b>-56</b>	960/962/ 968/969 <b>-57</b>	960/962/ 968/969 <b>-58</b>	960/962/ 968/969 <b>-61</b>	960/962/ 968/969 <b>-62</b>	960/962/ 968/969 <b>-66</b>
DESCRIPTION:	IMAGINE/DISCOVERY/ NICOLETTA/RAVEN  RAF LOVESEAT WITH POWER HEADREST	IMAGINE/DISCOVERY/ NICOLETTA/RAVEN  STATIONARY LAF LOVESEAT	IMAGINE/DISCOVERY/ NICOLETTA/RAVEN  STATIONARY RAF LOVESEAT	IMAGINE/DISCOVERY/ NICOLETTA/RAVEN  LAF SOFA WITH POWER HEADREST	IMAGINE/DISCOVERY/ NICOLETTA/RAVEN  RAF SOFA WITH POWER HEADREST	IMAGINE/DISCOVERY/ NICOLETTA/RAVEN  TRUE CORNER
PROGRAM:	LUXURY MOTION	LUXURY MOTION	LUXURY MOTION	LUXURY MOTION	LUXURY MOTION	LUXURY MOTION
STANDARD FINISH:	MH-MAHOGANY	MH-MAHOGANY	MH-MAHOGANY	MH-MAHOGANY	MH-MAHOGANY	MH-MAHOGANY
SEE PG 3 FOR A COMPLETE LIST OF AVAIL FINISHES	OPTIONAL FINISHES AVAIL AT NO UPCHARGE	OPTIONAL FINISHES AVAIL AT NO UPCHARGE	OPTIONAL FINISHES AVAIL AT NO UPCHARGE	OPTIONAL FINISHES AVAIL AT NO UPCHARGE	OPTIONAL FINISHES AVAIL AT NO UPCHARGE	OPTIONAL FINISHES AVAIL AT NO UPCHARGE
STANDARD CUSHION: ADDITIONAL CUSHION OPTIONS:	SPRING DOWN HR FOAM - \$150 PREMIER DOWN - \$150	SPRING DOWN HR FOAM - \$150 PREMIER DOWN - \$150	SPRING DOWN HR FOAM - \$150 PREMIER DOWN - \$150	SPRING DOWN HR FOAM - \$225 PREMIER DOWN - \$225	SPRING DOWN HR FOAM - \$225 PREMIER DOWN - \$225	SPRING DOWN HR FOAM - \$150 PREMIER DOWN - \$150
PILLOW TYPE:	960-TIGHT BUSTLE 962 - BUSTLE 968/969 SEMI-ATTACH	960-TIGHT BUSTLE 962 - BUSTLE 968/969 SEMI-ATTACH	960-TIGHT BUSTLE 962 - BUSTLE 968/969 SEMI-ATTACH	960-TIGHT BUSTLE 962 - BUSTLE 968/969 SEMI-ATTACH	960-TIGHT BUSTLE 962 - BUSTLE 968/969 SEMI-ATTACH	960-TIGHT BUSTLE 962 - BUSTLE 968/969 SEMI-ATTACH
SPECIAL PROGRAM OPTIONS:	N/A	N/A	N/A	N/A	N/A	N/A
STANDARD RELEASE:	POWER BUTTON IS STANDARD RELEASE	N/A	N/A	POWER BUTTON IS STANDARD RELEASE	POWER BUTTON IS STANDARD RELEASE	N/A
POWER RECLINE OPTIONS:	BB: POWER BUTTON WITH BATTERY PACK: \$300 UPCHARGE	N/A	N/A	BB: POWER BUTTON WITH BATTERY PACK: \$300 UPCHARGE	BB: POWER BUTTON WITH BATTERY PACK: \$300 UPCHARGE	N/A
POWER UPCHARGES INCLUDE ALL MOTORIZED SEATS PER SKU	LUMBAR OPT - \$150			LUMBAR OPT - \$150	LUMBAR OPT - \$150	
STANDARD NAIL:	960-#54 NATURAL 962/968/969 - #9 NAT	960-#54 NATURAL 962/968/969 - #9 NAT	960-#54 NATURAL 962/968/969 - #9 NAT	960-#54 NATURAL 962/968/969 - #9 NAT	960-#54 NATURAL 962/968/969 - #9 NAT	N/A
NO NAIL OPTION:	960/962/968/969-AVAIL	960/962/968/969-AVAIL	960/962/968/969-AVAIL	960/962/968/969-AVAIL	960/962/968/969-AVAIL	STANDARD
OVERALL DIMENSIONS:	SEE SCHEMATIC ON PAGES 103 - 105 FOR DIMENSIONS PER STYLE	SEE SCHEMATIC ON PAGES 103 - 105 FOR DIMENSIONS PER STYLE	SEE SCHEMATIC ON PAGES 103 - 105 FOR DIMENSIONS PER STYLE	SEE SCHEMATIC ON PAGES 103 - 105 FOR DIMENSIONS PER STYLE	SEE SCHEMATIC ON PAGES 103 - 105 FOR DIMENSIONS PER STYLE	SEE SCHEMATIC ON PAGES 103 - 105 FOR DIMENSIONS PER STYLE
WEDGEWALL SPACE:						
SEAT HEIGHT:	21	21	21	21	21	21
SEAT DEPTH:	22	22	22	22	22	22
SEAT WIDTH:	48	48	48	72	72	43
ARM HEIGHT:	25	25	25	25	25	
SEAT TO BACK HEIGHT:	21	21	21	21	21	21
DIST FRM WALL TO RECLNE:	3			3	3	
CHAIR IN FULL RECLINE:	64.5			64.5	64.5	
WEIGHT:	200	207	207	225	225	125
54 " PLAIN COM YDG.	16 3/4	10 1/2	10 1/2	19 1/2	19 1/2	9
CUBES:	90.23	90.23	90.23	90.23	90.23	44.2
FABRIC GRADE I / COM	6269	5079	5079	7459	7459	3469
FABRIC GRADE II	6539	5219	5219	7719	7719	3599
FABRIC GRADE III / COL	6799	5349	5349	7989	7989	3729
FABRIC GRADE IV	7059	5479	5479	8249	8249	3859
FABRIC GRADE V	7329	5609	5609	8519	8519	3999
FABRIC GRADE VI	7589	5739	5739	8779	8779	4129
MARRIED COVER						
LEATHER - GRADE 1	8749	7629	7629	10269	10269	4659
LEATHER - GRADE 2	9079	7789	7789	10599	10599	4849
LEATHER - GRADE 3	9739	8119	8119	11259	11259	5249
LEATHER - GRADE 4	10399	8449	8449	11919	11919	5649
LEATHER - NOVELTY	10229	8619	8619	11749	11749	5739
LEATHER - NOVELTY PREMIUM	10729	9109	9109	12249	12249	6239



ITEM NUMBER:	960/962/ 968/969 <b>-68</b>	960/962/ 968/969 <b>-70</b>	960/962/ 968/969 <b>-75</b>	960/962/ 968/969 <b>-90</b>	960/962/ 968/969 <b>-95</b>	985-35
DESCRIPTION:	IMAGINE/DISCOVERY/ NICOLETTA/RAVEN  CORNER WEDGE	IMAGINE/DISCOVERY/ NICOLETTA/RAVEN  MOTION LOVESEAT WITH POWER HEADRESTS	IMAGINE/DISCOVERY/ NICOLETTA/RAVEN  STATIONARY LOVESEAT	IMAGINE/DISCOVERY/ NICOLETTA/RAVEN  MOTION SOFA WITH POWER HEADRESTS	IMAGINE/DISCOVERY/ NICOLETTA/RAVEN  STATIONARY SOFA	PARIS  CHAIR FULL RECLINE
PROGRAM:	LUXURY MOTION	LUXURY MOTION	LUXURY MOTION	LUXURY MOTION BYX (SEE PG 90 -92)	LUXURY MOTION	LUXURY MOTION
STANDARD FINISH:	MH-MAHOAGANY	MH-MAHOAGANY	MH-MAHOAGANY	MH-MAHOAGANY	MH-MAHOAGANY	MH-MAHOAGANY
SEE PG 3 FOR A COMPLETE LIST OF AVAIL FINISHES	OPTIONAL FINISHES AVAIL AT NO UPCHARGE	OPTIONAL FINISHES AVAIL AT NO UPCHARGE	OPTIONAL FINISHES AVAIL AT NO UPCHARGE	OPTIONAL FINISHES AVAIL AT NO UPCHARGE	OPTIONAL FINISHES AVAIL AT NO UPCHARGE	OPTIONAL FINISHES AVAIL AT NO UPCHARGE
STANDARD CUSHION: ADDITIONAL CUSHION OPTIONS:	SPRING DOWN HR FOAM - \$150 PREMIER DOWN - \$150	SPRING DOWN HR FOAM - \$150 PREMIER DOWN - \$150	SPRING DOWN HR FOAM - \$150 PREMIER DOWN - \$150	SPRING DOWN HR FOAM - \$225 PREMIER DOWN - \$225	SPRING DOWN HR FOAM - \$225 PREMIER DOWN - \$225	SPRING DOWN HR FOAM - \$75 PREMIER DOWN - \$75
PILLOW TYPE:	960-TIGHT BUSTLE 962 - BUSTLE 968/969 SEMI-ATTACH	960-TIGHT BUSTLE 962 - BUSTLE 968/969 SEMI-ATTACH	960-TIGHT BUSTLE 962 - BUSTLE 968/969 SEMI-ATTACH	960-TIGHT BUSTLE 962 - BUSTLE 968/969 SEMI-ATTACH	960-TIGHT BUSTLE 962 - BUSTLE 968/969 SEMI-ATTACH	SEMI-ATTACHED
SPECIAL PROGRAM OPTIONS:	N/A	N/A	N/A	N/A	N/A	N/A
STANDARD RELEASE:	N/A	POWER BUTTON IS STANDARD RELEASE	N/A	POWER BUTTON IS STANDARD RELEASE	N/A	POWER BUTTON IS STANDARD RELEASE
POWER RECLINE OPTIONS:  POWER UPCHARGES INCLUDE ALL MOTORIZED SEATS PER SKU	N/A	BB: POWER BUTTON WITH BATTERY PACK: \$600 UPCHARGE  LUMBAR OPT - \$300	N/A	BB: POWER BUTTON WITH BATTERY PACK: \$600 UPCHARGE  LUMBAR OPT - \$300	N/A	BB: POWER BUTTON WITH BATTERY PACK: \$300 UPCHARGE
STANDARD NAIL:	N/A	960-#54 NATURAL 962/968/969 - #9 NAT	960-#54 NATURAL 962/968/969 - #9 NAT	960-#54 NATURAL 962/968/969 - #9 NAT	960-#54 NATURAL 962/968/969 - #9 NAT	N/A
NO NAIL OPTION:	STANDARD	960/962/968/969-AVAIL	960/962/968/969-AVAIL	960/962/968/969-AVAIL	960/962/968/969-AVAIL	STANDARD
OVERALL DIMENSIONS:	SEE SCHEMATIC ON PAGES 103 - 105 FOR DIMENSIONS PER STYLE	SEE SCHEMATIC ON PAGES 103 - 105 FOR DIMENSIONS PER STYLE	SEE SCHEMATIC ON PAGES 103 - 105 FOR DIMENSIONS PER STYLE	SEE SCHEMATIC ON PAGES 103 - 105 FOR DIMENSIONS PER STYLE	SEE SCHEMATIC ON PAGES 103 - 105 FOR DIMENSIONS PER STYLE	W 36" D 42" H 40"
WEDGEWALL SPACE:	52.5					
SEAT HEIGHT:		21	21	21	21	20.5
SEAT DEPTH:	22	22	22	22	22	22
SEAT WIDTH:	43	48	48	72	72	23
ARM HEIGHT:		25	25	25	25	25
SEAT TO BACK HEIGHT:	21	21	21	21	21	19.5
DIST FRM WALL TO RECLINE:		2.5	2.5	2.5	2.5	0
CHAIR IN FULL RECLINE:		65.5	65.5	65.5	65.5	67
WEIGHT:	135	217	207	300	270	155
54 " PLAIN COM YDG.	9	17 3/4	12 3/4	20 3/4	16 1/2	9 1/2
CUBES:	90.2	90.2	90.2	120.3	120.3	49.57
FABRIC GRADE I / COM	4289	9039	6999	9409	7429	3759
FABRIC GRADE II	4419	9309	7259	9669	7689	3899
FABRIC GRADE III / COL	4559	9569	7529	9939	7959	4029
FABRIC GRADE IV	4689	9839	7789	10199	8219	4159
FABRIC GRADE V	4819	10099	8049	10459	8479	4289
FABRIC GRADE VI	4949	10359	8319	10729	8749	4419
MARRIED COVER				MARRIED COVER AVAILABLE. PRICING GRID ON PG 87 - 88		
LEATHER - GRADE 1	5449	11979	10559	12379	10929	5279
LEATHER - GRADE 2	5649	12479	10889	12869	11259	5509
LEATHER - GRADE 3	6039	13469	11549	13859	11919	5979
LEATHER - GRADE 4	6439	14459	12209	14849	12579	6439
LEATHER - NOVELTY	6539	13959	12049	14359	12409	6469
LEATHER - NOVELTY PREMIUM	7029	14459	12539	14849	12909	6969

ITEM NUMBER:	985-70	985-90	1012-OT	1012	1015-OT	1015
DESCRIPTION:	PARIS LOVESEAT L & R FULL RECLINE	PARIS SOFA L & R FULL RECLINE	ABERNATHY OTTOMAN	ABERNATHY TILT BACK 8-WAY HAND TIE	RAINA OTTOMAN	RAINA TILT BACK 8-WAY HAND TIE
PROGRAM:	LUXURY MOTION	LUXURY MOTION	LUXURY TILTS	LUXURY TILTS	LUXURY TILTS	LUXURY TILTS
STANDARD FINISH:	MH-MAHOGANY	MH-MAHOGANY	MH-MAHOGANY	MH-MAHOGANY	MH-MAHOGANY	MH-MAHOGANY
SEE PG 3 FOR A COMPLETE LIST OF AVAIL FINISHES	OPTIONAL FINISHES AVAIL AT NO UPCHARGE	OPTIONAL FINISHES AVAIL AT NO UPCHARGE	OPTIONAL FINISHES AVAIL AT NO UPCHARGE	OPTIONAL FINISHES AVAIL AT NO UPCHARGE	OPTIONAL FINISHES AVAIL AT NO UPCHARGE	OPTIONAL FINISHES AVAIL AT NO UPCHARGE
STANDARD CUSHION: ADDITIONAL CUSHION OPTIONS:	SPRING DOWN HR FOAM - \$150 PREMIER DOWN - \$150	SPRING DOWN HR FOAM - \$225 PREMIER DOWN - \$225	N/A	SPRING DOWN HR FOAM - \$75 SPRING DOWN - \$75	N/A	SPRING DOWN HR FOAM - \$75 SPRING DOWN - \$75
PILLOW TYPE:	SEMI-ATTACHED	SEMI-ATTACHED	N/A	SEMI-ATTACHED	N/A	BUSTLE BACK
SPECIAL PROGRAM OPTIONS:		N/A	N/A	N/A	N/A	N/A
STANDARD RELEASE:	POWER BUTTON IS STANDARD RELEASE	POWER BUTTON IS STANDARD RELEASE	N/A	STANDARD WITH POWER BUTTON	N/A	O-OUTSIDE HANDLE I- INSIDE HANDLE
POWER RECLINE OPTIONS:  POWER UPCHARGES INCLUDE ALL MOTORIZED SEATS PER SKU	BB: POWER BUTTON WITH BATTERY PACK: \$600 UPCHARGE	BB: POWER BUTTON WITH BATTERY PACK: \$600 UPCHARGE	N/A	<b>PB: STANDARD</b> BB: POWER BUTTON WITH BATTERY PACK - \$300	N/A	N/A
STANDARD NAIL:	N/A	N/A	NATURAL #9	NATURAL #9	N/A	N/A
NO NAIL OPTION:	STANDARD	STANDARD	AVAILABLE	AVAILABLE	STANDARD	STANDARD
OVERALL DIMENSIONS:	W 59" D 42" H 40"	W 82" D 42" H 40"	W 26" D 19" H 17"	W 34" D 39" H 41 1/2"	W 26" D 19" H 17 1/2"	W 30" D 38" H 39 1/2"
WEDGEWALL SPACE:						
SEAT HEIGHT:	20.5	20.5		20.5		21
SEAT DEPTH:	22	22		21		21
SEAT WIDTH:	46	69		20		22.5
ARM HEIGHT:	25	25		25		24
SEAT TO BACK HEIGHT:	19.5	19.5		21		18.5
DIST FRM WALL TO RECLNE:	0	0		12		14
CHAIR IN FULL RECLINE:	67	67		51		52.5
WEIGHT:	220	317	38	151	35	116
54 " PLAIN COM YDG.	14 1/2	18 1/2	2 1/2	7 3/4	3	7 1/4
CUBES:	90.23	120.34	11.71	44.22	11.71	44.50
FABRIC GRADE I / COM	6769	7159	1289	3859	1159	3199
FABRIC GRADE II	7029	7429	1389	3999	1259	3339
FABRIC GRADE III / COL	7299	7689	1489	4129	1359	3469
FABRIC GRADE IV	7559	7959	1589	4259	1449	3599
FABRIC GRADE V	7819	8219	1689	4389	1549	3729
FABRIC GRADE VI	8089	8479	1779	4519	1649	3859
MARRIED COVER						
LEATHER - GRADE 1	9739	10129	1719	5049	1549	4359
LEATHER - GRADE 2	10229	10629	1819	5219	1649	4519
LEATHER - GRADE 3	11219	11619	2019	5549	1849	4849
LEATHER - GRADE 4	12209	12609	2209	5879	2049	5179
LEATHER - NOVELTY	11719	12109	2509	6039	2349	5349
LEATHER - NOVELTY PREMIUM	12209	12609	3009	6539	2839	5839

ITEM NUMBER:	1048-OT	1048	2050	2053	2059	3001-BY
DESCRIPTION:	MAVERICK OTTOMAN	MAVERICK TILT BACK 8-WAY HAND TIE	JUSTINE RECLINER	ANSLEY RECLINER	AMARE RECLINER	BANCROFT 3-WAY LOUNGER
PROGRAM:	LUXURY TILTS	LUXURY TILTS				
STANDARD FINISH:	MH-MAHOGANY	MH-MAHOGANY	MH-MAHOGANY	MH-MAHOGANY	MH-MAHOGANY	MH-MAHOGANY
SEE PG 3 FOR A COMPLETE LIST OF AVAIL FINISHES	OPTIONAL FINISHES AVAIL AT NO UPCHARGE	OPTIONAL FINISHES AVAIL AT NO UPCHARGE	OPTIONAL FINISHES AVAIL AT NO UPCHARGE	OPTIONAL FINISHES AVAIL AT NO UPCHARGE	OPTIONAL FINISHES AVAIL AT NO UPCHARGE	OPTIONAL FINISHES AVAIL AT NO UPCHARGE
STANDARD CUSHION: ADDITIONAL CUSHION OPTIONS:	N/A	SPRING DOWN HR FOAM - \$75 PREMIER DOWN - \$75	SPRING DOWN (NO DOWN)	SPRING DOWN HR FOAM - \$75 PREMIER DOWN - \$75	SPRING DOWN (NO DOWN)	SPRING DOWN HR FOAM - \$75 PREMIER DOWN - \$75
PILLOW TYPE:	N/A	BUSTLE BACK	SEMI-ATTACHED	SPLIT BACK	BUSTLE BACK	SEMI-ATTACHED
SPECIAL PROGRAM OPTIONS:	N/A	N/A	N/A	N/A	N/A	N/A
STANDARD RELEASE:	N/A	O-OUTSIDE HANDLE I - INSIDE HANDLE	N/A	PUSHBACK	PUSHBACK	PUSHBACK
POWER RECLINE OPTIONS:  POWER UPCHARGES INCLUDE ALL MOTORIZED SEATS PER SKU	N/A	N/A	PB - POWER BUTTON - \$300; BB - POWER BUTTON WITH BATTERY PACK - \$600	PB - POWER BUTTON - \$300; BB - POWER BUTTON WITH BATTERY PACK - \$600	PB - POWER BUTTON - \$300; BB - POWER BUTTON WITH BATTERY PACK - \$600	PB - POWER BUTTON - \$300; BB - POWER BUTTON WITH BATTERY PACK - \$600
STANDARD NAIL:	NATURAL #9	NATURAL #9	N/A	NATURAL #9	N/A	NATURAL #9
NO NAIL OPTION:	AVAILABLE	AVAILABLE	STANDARD	AVAILABLE	STANDARD	AVAILABLE
OVERALL DIMENSIONS:	W 27" D 20 1/2" H 16 1/2"	W 34 1/2" D 43" H 40"	W 31" D 40 1/2" H 43"	W 31 1/2" D 40 1/2" H 43"	W 30 1/2" D 38" H 41"	W 37" D 43" H 43"
WEDGEWALL SPACE: SEAT HEIGHT: SEAT DEPTH: SEAT WIDTH: ARM HEIGHT: SEAT TO BACK HEIGHT: DIST FRM WALL TO RECLNE: CHAIR IN FULL RECLINE: WEIGHT: 54 " PLAIN COM YDG.		19.5 22 20 24.5 20.5 13 55.5 120 3 1/4	20 22 20.5 24.5 23 18 69 133 6.75	21 21 22 25 22 16 69 133 8 1/4	20.5 21 21.5 25.5 20.5 16.5 67.5 131 7 1/2	21.5 22.5 21.5 27 21.5 17 70 117 9 1/2
CUBES:	11.71	49.57	44.22	44.22	44.22	44.22
FABRIC GRADE I / COM	1159	3199	3299	3299	3299	3369
FABRIC GRADE II	1259	3339	3429	3429	3429	3499
FABRIC GRADE III / COL	1359	3469	3569	3569	3569	3629
FABRIC GRADE IV	1449	3599	3699	3699	3699	3759
FABRIC GRADE V	1549	3729	3829	3829	3829	3899
FABRIC GRADE VI	1649	3859	3959	3959	3959	4029
MARRIED COVER			SENSIBLE SEATING AVAILABLE PRICING GRID ON PG 89	SENSIBLE SEATING AVAILABLE PRICING GRID ON PG 89	SENSIBLE SEATING AVAILABLE PRICING GRID ON PG 89	
LEATHER - GRADE 1	1549	4519	4189	4589	4129	4919
LEATHER - GRADE 2	1649	4689	4359	4749	4289	5079
LEATHER - GRADE 3	1849	5019	4689	5079	4619	5409
LEATHER - GRADE 4	2049	5349	5019	5409	4949	5739
LEATHER - NOVELTY	2349	5509	5179	5579	5119	5909
LEATHER - NOVELTY PREMIUM	2839	6009	5679	6069	5609	6399

ITEM NUMBER:	3007	3020	3026	3032	3033	3068
DESCRIPTION:	GALLAWAY 3-WAY LOUNGER	HUSS 3-WAY LOUNGER	ATTICUS RECLINER	ANI RECLINER	KIPTON RECLINER	MARY RECLINER
PROGRAM:		BYX (SEE PG 90 -92)				
STANDARD FINISH:	MH-MAHOGANY	MH-MAHOGANY	MH-MAHOGANY	MH-MAHOGANY	MH-MAHOGANY	MH-MAHOGANY
SEE PG 3 FOR A COMPLETE LIST OF AVAIL FINISHES	OPTIONAL FINISHES AVAIL AT NO UPCHARGE	OPTIONAL FINISHES AVAIL AT NO UPCHARGE	OPTIONAL FINISHES AVAIL AT NO UPCHARGE	OPTIONAL FINISHES AVAIL AT NO UPCHARGE	OPTIONAL FINISHES AVAIL AT NO UPCHARGE	OPTIONAL FINISHES AVAIL AT NO UPCHARGE
STANDARD CUSHION:	HR FOAM	HR FOAM	SPRING DOWN	SPRING DOWN	SPRING DOWN	SPRING DOWN
ADDITIONAL CUSHION OPTIONS:	PREMIER DOWN - \$75 SPRING DOWN - \$75	PREMIER DOWN - \$75 SPRING DOWN - \$75	HR FOAM - \$75 PREMIER DOWN - \$75	HR FOAM - \$75 PREMIER DOWN - \$75	HR FOAM - \$75 PREMIER DOWN - \$75	HR FOAM - \$75 PREMIER DOWN - \$75
PILLOW TYPE:	SEMI-ATTACHED	SEMI-ATTACHED	BUSTLE BACK	SEMI-ATTACHED	BUSTLE BACK	BUSTLE BACK
SPECIAL PROGRAM OPTIONS:	N/A	N/A	N/A	N/A	N/A	N/A
STANDARD RELEASE:	PUSHBACK	PUSHBACK	PUSH BACK	PUSHBACK	PUSHBACK	PUSHBACK
POWER RECLINE OPTIONS:	PB - POWER BUTTON - \$300; BB - POWER BUTTON WITH BATTERY PACK - \$600	PB - POWER BUTTON - \$300; BB - POWER BUTTON WITH BATTERY PACK - \$600	PB - POWER BUTTON - \$300; BB - POWER BUTTON WITH BATTERY PACK - \$600	PB - POWER BUTTON - \$300; BB - POWER BUTTON WITH BATTERY PACK - \$600	PB - POWER BUTTON - \$300; BB - POWER BUTTON WITH BATTERY PACK - \$600	PB - POWER BUTTON - \$300; BB - POWER BUTTON WITH BATTERY PACK - \$600
POWER UPCHARGES INCLUDE ALL MOTORIZED SEATS PER SKU						
STANDARD NAIL:	N/A	NATURAL #9	N/A	N/A	N/A	NATURAL #9
NO NAIL OPTION:	STANDARD	N/A	STANDARD	STANDARD	STANDARD	AVAILABLE
OVERALL DIMENSIONS:	W 31" D 39 1/2" H 42 1/2"	W 36" D 39" H 42"	W 31" D 38" H 42"	W 29" D 38" H 41 1/2"	W 30 1/2" D 39" H 42 1/2"	W 34" D 39 1/2" H 42 1/2"
WEDGEWALL SPACE:						
SEAT HEIGHT:	20	20.5	21.5	20.5	21	20.5
SEAT DEPTH:	20	21.5	21	21	20.5	20
SEAT WIDTH:	20	21	21.5	21	21.5	20
ARM HEIGHT:	26	25	25	25	25	25.5
SEAT TO BACK HEIGHT:	22.5	21.5	20.5	21	21.5	22
DIST FRM WALL TO RECLNE:	17.5	16	16.5	15.5	16	15.5
CHAIR IN FULL RECLINE:	68.5	67	66.5	65	67	67
WEIGHT:	117	103	137	137	146	147
54 " PLAIN COM YDG.	8 1/2	8 1/4	7 1/2	7 1/2	7 3/4	8 1/4
CUBES:	44.22	44.22	44.22	44.22	44.22	44.22
FABRIC GRADE I / COM	3299	3069	3169	3299	3299	3369
FABRIC GRADE II	3429	3199	3299	3429	3429	3499
FABRIC GRADE III / COL	3569	3339	3429	3569	3569	3629
FABRIC GRADE IV	3699	3469	3569	3699	3699	3759
FABRIC GRADE V	3829	3599	3699	3829	3829	3899
FABRIC GRADE VI	3959	3729	3829	3959	3959	4029
MARRIED COVER	SENSIBLE SEATING AVAILABLE PRICING GRID ON PG 89	MARRIED COVER AVAILABLE. PRICING GRID ON PG 87 - 88		SENSIBLE SEATING AVAILABLE PRICING GRID ON PG 89	MARRIED COVER AVAILABLE. PRICING GRID ON PG 87 - 88	
LEATHER - GRADE 1	4459	4229	4589	4129	4459	4719
LEATHER - GRADE 2	4619	4389	4749	4289	4619	4889
LEATHER - GRADE 3	4949	4719	5079	4619	4949	5219
LEATHER - GRADE 4	5279	5049	5409	4949	5279	5549
LEATHER - NOVELTY	5449	5219	5579	5119	5449	5709
LEATHER - NOVELTY PREMIUM	5939	5709	6069	5609	5939	6209

ITEM NUMBER:	3076	3079	3080	3084	3100-OT	3100-LG
DESCRIPTION:	HENLEY 3-WAY LOUNGER	REDDISH RECLINER	CHARLOTTE RECLINER	KARA RECLINER	MEMPHIS SWIVEL OTTOMAN	MEMPHIS RECLINER
PROGRAM:						
STANDARD FINISH:	MH-MAHOGANY	MH-MAHOGANY	MH-MAHOGANY	MH-MAHOGANY	N/A	MH-MAHOGANY
SEE PG 3 FOR A COMPLETE LIST OF AVAIL FINISHES	OPTIONAL FINISHES AVAIL AT NO UPCHARGE	OPTIONAL FINISHES AVAIL AT NO UPCHARGE	OPTIONAL FINISHES AVAIL AT NO UPCHARGE	OPTIONAL FINISHES AVAIL AT NO UPCHARGE	N/A	OPTIONAL FINISHES AVAIL AT NO UPCHARGE
STANDARD CUSHION:	HR FOAM	SPRING DOWN	SPRING DOWN	SPRING DOWN	N/A	SPRING DOWN
ADDITIONAL CUSHION OPTIONS:	PREMIER DOWN - \$75 SPRING DOWN - \$75	HR FOAM - \$75 PREMIER DOWN - \$75	HR FOAM - \$75 PREMIER DOWN - \$75	HR FOAM - \$75 PREMIER DOWN - \$75		HR FOAM - \$75 PREMIER DOWN - \$75
PILLOW TYPE:	SEMI-ATTACHED	SEMI-ATTACHED	SEMI-ATTACHED	SEMI-ATTACHED	N/A	SEMI-ATTACHED
SPECIAL PROGRAM OPTIONS:	N/A	Choice of Turned or Tapered Leg	N/A	N/A	Choice of Gun Metal or Pewter Base	N/A
STANDARD RELEASE:	PUSHBACK	PUSHBACK	PUSHBACK	PUSHBACK		PUSHBACK
POWER RECLINE OPTIONS:	PB - POWER BUTTON - \$300; BB - POWER BUTTON WITH BATTERY PACK - \$600	PB - POWER BUTTON - \$300; BB - POWER BUTTON WITH BATTERY PACK - \$600	PB - POWER BUTTON - \$300; BB - POWER BUTTON WITH BATTERY PACK - \$600	PB - POWER BUTTON - \$300; BB - POWER BUTTON WITH BATTERY PACK - \$600	N/A	PB - POWER BUTTON - \$300; BB - POWER BUTTON WITH BATTERY PACK - \$600
POWER UPCHARGES INCLUDE ALL MOTORIZED SEATS PER SKU						
STANDARD NAIL:	NATURAL #9	NATURAL #9	N/A	N/A	N/A	N/A
NO NAIL OPTION:	AVAILABLE	AVAILABLE	STANDARD	STANDARD	AVAILABLE	STANDARD
OVERALL DIMENSIONS:	W 30" D 40 1/2" H 41"	W 34" D 41" H 43"	W 28" D 38 1/2" H 40"	W 32" D 38 1/2" H 41 1/2"	W 25" D 23" H 17 1/2"	W 28 1/2" D 38" H 40 1/2"
WEDGEWALL SPACE:						
SEAT HEIGHT:	20.5	20.5	20.5	20.5		21
SEAT DEPTH:	21	20.5	21	20.5		20.5
SEAT WIDTH:	20.5	20	19.5	20.5		20.5
ARM HEIGHT:	25.5	25.5	24.5	25.5		24.5
SEAT TO BACK HEIGHT:	20.5	22.5	19.5	21		19.5
DIST FRM WALL TO RECLNE:	16	17.5	14.5	15		16.5
CHAIR IN FULL RECLINE:	68	69.5	64.5	66		67
WEIGHT:	103	146	147	137	55	121
54 " PLAIN COM YDG.	8	7 3/4	6 1/2	6 3/4	3	7
CUBES:	44.22	44.22	44.22	44.22	11.71	44.22
FABRIC GRADE I / COM	3139	3629	2969	2969	1419	3039
FABRIC GRADE II	3269	3759	3099	3099	1519	3169
FABRIC GRADE III / COL	3399	3899	3239	3239	1619	3299
FABRIC GRADE IV	3529	4029	3369	3369	1719	3429
FABRIC GRADE V	3669	4159	3499	3499	1819	3569
FABRIC GRADE VI	3799	4289	3629	3629	1919	3699
MARRIED COVER		MARRIED COVER AVAILABLE. PRICING GRID ON PG 87 - 88	SENSIBLE SEATING AVAILABLE PRICING GRID ON PG 89	SENSIBLE SEATING AVAILABLE PRICING GRID ON PG 89		
LEATHER - GRADE 1	4289	4619	3469	3859	1719	3959
LEATHER - GRADE 2	4459	4789	3629	4029	1819	4129
LEATHER - GRADE 3	4789	5119	3959	4359	2019	4459
LEATHER - GRADE 4	5119	5449	4289	4689	2209	4789
LEATHER - NOVELTY	5279	5609	4459	4849	2509	4949
LEATHER - NOVELTY PREMIUM	5779	6109	4949	5349	3009	5449

ITEM NUMBER:	3100-SW	3101-OT	3101-LG	3101-SW	3102-OT	3102-LG
DESCRIPTION:	MEMPHIS SWIVEL CHAIR	KACEY SWIVEL OTTOMAN	KACEY RECLINER	KACEY SWIVEL CHAIR	PHOENIX SWIVEL OTTOMAN	PHOENIX RECLINER
PROGRAM:						
STANDARD FINISH:	N/A	N/A	MH-MAHOGANY	N/A	N/A	MH-MAHOGANY
SEE PG 3 FOR A COMPLETE LIST OF AVAIL FINISHES	N/A	N/A	OPTIONAL FINISHES AVAIL AT NO UPCHARGE	N/A	N/A	OPTIONAL FINISHES AVAIL AT NO UPCHARGE
STANDARD CUSHION: ADDITIONAL CUSHION OPTIONS:	SPRING DOWN HR FOAM - \$75 PREMIER DOWN - \$75	N/A	SPRING DOWN HR FOAM - \$75 PREMIER DOWN - \$75	SPRING DOWN HR FOAM - \$75 PREMIER DOWN - \$75	N/A	SPRING DOWN HR FOAM - \$75 PREMIER DOWN - \$75
PILLOW TYPE:	SEMI-ATTACHED	N/A	SEMI-ATTACHED	SEMI-ATTACHED	N/A	SEMI-ATTACHED WITH BUTTONS
SPECIAL PROGRAM OPTIONS:	Choice of Gun Metal or Pewter Base	Choice of Gun Metal or Pewter Base	N/A	Choice of Gun Metal or Pewter Base	Choice of Gun Metal or Pewter Base	N/A
STANDARD RELEASE:	N/A	N/A	PUSHBACK	N/A		PUSHBACK
POWER RECLINE OPTIONS:  POWER UPCHARGES INCLUDE ALL MOTORIZED SEATS PER SKU	N/A	N/A	PB - POWER BUTTON - \$300; BB - POWER BUTTON WITH BATTERY PACK - \$600	N/A	N/A	PB - POWER BUTTON - \$300; BB - POWER BUTTON WITH BATTERY PACK - \$600
STANDARD NAIL:	N/A	N/A	N/A	N/A	N/A	N/A
NO NAIL OPTION:	STANDARD	STANDARD	STANDARD	STANDARD	STANDARD	STANDARD
OVERALL DIMENSIONS:	W 28 1/2" D 38" H 40 1/2"	W 25" D 23" H 17 1/2"	W 31" D 38" H 40 1/2"	W 31" D 38" H 40 1/2"	W 25" D 23" H 17 1/2"	W 32 1/2" D 38 1/2" H 41"
WEDGEWALL SPACE:						
SEAT HEIGHT:	21		21	21		21
SEAT DEPTH:	20.5		20.5	20.5		21
SEAT WIDTH:	20.5		20.5	20.5		21.5
ARM HEIGHT:	24.5		24	24		25
SEAT TO BACK HEIGHT:	19.5		19.5	19.5		20
DIST FRM WALL TO RECLNE:			16.5			15
CHAIR IN FULL RECLINE:			67			66
WEIGHT:	121	55	116	146	55	126
54 " PLAIN COM YDG.	6 1/4	3	7	6 1/4	3	7 1/2
CUBES:	44.22	11.71	44.22	44.22	11.71	44.22
FABRIC GRADE I / COM	3199	1419	3039	3199	1419	3039
FABRIC GRADE II	3339	1519	3169	3339	1519	3169
FABRIC GRADE III / COL	3469	1619	3299	3469	1619	3299
FABRIC GRADE IV	3599	1719	3429	3599	1719	3429
FABRIC GRADE V	3729	1819	3569	3729	1819	3569
FABRIC GRADE VI	3859	1919	3699	3859	1919	3699
MARRIED COVER						
LEATHER - GRADE 1	4129	1719	3959	4129	1719	3959
LEATHER - GRADE 2	4289	1819	4129	4289	1819	4129
LEATHER - GRADE 3	4619	2019	4459	4619	2019	4459
LEATHER - GRADE 4	4949	2209	4789	4949	2209	4789
LEATHER - NOVELTY	5119	2509	4949	5119	2509	4949
LEATHER - NOVELTY PREMIUM	5609	3009	5449	5609	3009	5449

ITEM NUMBER:	3102-SW	3156	3216	3220/3221/3223/ 3229	3257	3309
DESCRIPTION:	PHOENIX SWIVEL CHAIR	THOMAS 3-WAY LOUNGER WITH POWER HEADREST	MAYES 3-WAY LOUNGER	WARNER/STERLING/ HANLEY/RANDLEMAN 3-WAY LOUNGER	SATCHEL 3-WAY LOUNGER	PAIGE RECLINER
PROGRAM:				SECT SEAT BY DESN		
STANDARD FINISH:	N/A	MH-MAHOGANY	MH-MAHOGANY	MH-MAHOGANY	MH-MAHOGANY	MH-MAHOGANY
SEE PG 3 FOR A COMPLETE LIST OF AVAIL FINISHES	N/A	OPTIONAL FINISHES AVAIL AT NO UPCHARGE	OPTIONAL FINISHES AVAIL AT NO UPCHARGE	OPTIONAL FINISHES AVAIL AT NO UPCHARGE	OPTIONAL FINISHES AVAIL AT NO UPCHARGE	OPTIONAL FINISHES AVAIL AT NO UPCHARGE
STANDARD CUSHION: ADDITIONAL CUSHION OPTIONS:	SPRING DOWN HR FOAM - \$75 PREMIER DOWN - \$75	SPRING DOWN HR FOAM - \$75 PREMIER DOWN - \$75	SPRING DOWN HR FOAM - \$75 PREMIER DOWN - \$75	SPRING DOWN HR FOAM - \$75 PREMIER DOWN - \$75	HR FOAM PREMIER DOWN - \$75 SPRING DOWN - \$75	SPRING DOWN HR FOAM - \$75 PREMIER DOWN - \$75
PILLOW TYPE:	SEMI-ATTACHED WITH BUTTONS	BUSTLE BACK	SEMI-ATTACHED	SEMI-ATTACHED	BUSTLE BACK	SEMI-ATTACHED
SPECIAL PROGRAM OPTIONS:	Choice of Gun Metal or Pewter Base	N/A	N/A	Choice of Turned or Tapered Leg; Choice of Welt or Double-Needle seam treatment	N/A	N/A
STANDARD RELEASE:	N/A	STANDARD WITH POWER BUTTON	PUSHBACK	PUSHBACK	PUSHBACK	PUSHBACK
POWER RECLINE OPTIONS:  POWER UPCHARGES INCLUDE ALL MOTORIZED SEATS PER SKU	N/A	<b>PB: STANDARD</b> BB: POWER BUTTON WITH BATTERY PACK - \$300  LUMBAR OPT - \$150	PB - POWER BUTTON - \$300; BB - POWER BUTTON WITH BATTERY PACK - \$600	PB - POWER BUTTON - \$300; BB - POWER BUTTON WITH BATTERY PACK - \$600	PB - POWER BUTTON - \$300; BB - POWER BUTTON WITH BATTERY PACK - \$600	PB - POWER BUTTON - \$300; BB - POWER BUTTON WITH BATTERY PACK - \$600
STANDARD NAIL:	N/A	N/A	NATURAL #9	NATURAL #9	NATURAL #9	N/A
NO NAIL OPTION:	STANDARD	STANDARD	N/A	AVAILABLE	AVAILABLE	STANDARD
OVERALL DIMENSIONS:	W 32 1/2" D 38 1/2" H 41"	W 30" D 38 1/2" H 42"	W 30 1/2" D 39" H 42"	W 36" D 39" H 40 1/2"	W 35" D 37" H 40 1/2"	W 31" D 39 1/2" H 41 1/2"
WEDGEWALL SPACE:						
SEAT HEIGHT:	21	20.5	19	20.5	20.5	20.5
SEAT DEPTH:	21	20.5	20.5	20.5	20	21
SEAT WIDTH:	21.5	21	20.5	21	22	22
ARM HEIGHT:	25	25	25.5	24.5	25	25.5
SEAT TO BACK HEIGHT:	20	21.5	23.5	22	20	21
DIST FRM WALL TO RECLNE:		16	16.5	15.5	16	16.5
CHAIR IN FULL RECLINE:		67	66	66	64	68
WEIGHT:	156	146	117	134	146	121
54 " PLAIN COM YDG.	7	7 3/4	8 3/4	8	8 1/2	7 1/4
CUBES:	44.22	44.22	44.22	44.2	44.22	44.22
FABRIC GRADE I / COM	3199	4129	3269	3399	3099	3199
FABRIC GRADE II	3339	4259	3399	3529	3239	3339
FABRIC GRADE III / COL	3469	4389	3529	36669	3369	3469
FABRIC GRADE IV	3599	4519	3669	3799	3499	3599
FABRIC GRADE V	3729	4659	3799	3929	3629	3729
FABRIC GRADE VI	3859	4789	3929	4059	3759	3859
MARRIED COVER		MARRIED COVER AVAILABLE. PRICING GRID ON PG 87 - 88				
LEATHER - GRADE 1	4129	5279	4589	4589	4419	4519
LEATHER - GRADE 2	4289	5449	4749	4749	4589	4689
LEATHER - GRADE 3	4619	5779	5079	5079	4919	5019
LEATHER - GRADE 4	4949	6109	5409	5409	5249	5349
LEATHER - NOVELTY	5119	6269	5579	5579	5409	5509
LEATHER - NOVELTY PREMIUM	5609	6769	6069	6069	5909	6009

ITEM NUMBER:	3318 CHRISTOPHER	3322 ROSWELL	3328 LIAM	3410 LANCASTER	3478 BARKER	3513 WEISS
DESCRIPTION:	RECLINER	3-WAY LOUNGER	RECLINER	3-WAY LOUNGER	RECLINER	RECLINER
PROGRAM:				BYX (SEE PG 90 -92)		
STANDARD FINISH:	MH-MAHOGANY	MH-MAHOGANY	MH-MAHOGANY	MH-MAHOGANY	MH-MAHOGANY	MH-MAHOGANY
SEE PG 3 FOR A COMPLETE LIST OF AVAIL FINISHES	OPTIONAL FINISHES AVAIL AT NO UPCHARGE	OPTIONAL FINISHES AVAIL AT NO UPCHARGE	OPTIONAL FINISHES AVAIL AT NO UPCHARGE	OPTIONAL FINISHES AVAIL AT NO UPCHARGE	OPTIONAL FINISHES AVAIL AT NO UPCHARGE	OPTIONAL FINISHES AVAIL AT NO UPCHARGE
STANDARD CUSHION:	SPRING DOWN HR FOAM - \$75	HR FOAM PREMIER DOWN - \$75	SPRING DOWN HR FOAM - \$75	SPRING DOWN HR FOAM - \$75	SPRING DOWN HR FOAM - \$75	SPRING DOWN HR FOAM - \$75
ADDITIONAL CUSHION OPTIONS:	PREMIER DOWN - \$75	SPRING DOWN - \$75	PREMIER DOWN - \$75	PREMIER DOWN - \$75	PREMIER DOWN - \$75	PREMIER DOWN - \$75
PILLOW TYPE:	SEMI-ATTACHED	BUSTLE BACK	SEMI-ATTACHED	BUSTLE BACK	SEMI-ATTACHED	SEMI-ATTACHED
SPECIAL PROGRAM OPTIONS:	N/A	N/A	N/A	N/A	N/A	N/A
STANDARD RELEASE:	PUSHBACK	PUSHBACK	PUSHBACK	PUSHBACK	PUSHBACK	PUSHBACK
POWER RECLINE OPTIONS:	PB - POWER BUTTON - \$100; BB - POWER BUTTON WITH BATTERY PACK - \$200	PB - POWER BUTTON - \$300; BB - POWER BUTTON WITH BATTERY PACK - \$600	PB - POWER BUTTON - \$300; BB - POWER BUTTON WITH BATTERY PACK - \$600	PB - POWER BUTTON - \$300; BB - POWER BUTTON WITH BATTERY PACK - \$600	PB - POWER BUTTON - \$300; BB - POWER BUTTON WITH BATTERY PACK - \$600	PB - POWER BUTTON - \$300; BB - POWER BUTTON WITH BATTERY PACK - \$600
POWER UPCHARGES INCLUDE ALL MOTORIZED SEATS PER SKU						
STANDARD NAIL:	NATURAL #9	N/A	N/A	NATURAL #9	N/A	N/A
NO NAIL OPTION:	AVAILABLE	STANDARD	STANDARD	AVAILABLE	STANDARD	STANDARD
OVERALL DIMENSIONS:	W 30" D 39 1/2" H 41"	W 34" D 40" H 42"	W 30" D 40" H 43"	W 32" D 40" H 42"	W 31 1/2" D 42" H 44"	W 30" D 40" H 41"
WEDGEWALL SPACE:						
SEAT HEIGHT:	21	20.5	21	20.5	20.5	21
SEAT DEPTH:	21	22	20.5	20	22.5	21.5
SEAT WIDTH:	22	21	21	21.5	23	21
ARM HEIGHT:	24.5	26.75	25.5	24.5	25	25
SEAT TO BACK HEIGHT:	20	21.5	22	21.5	23.5	20
DIST FRM WALL TO RECLNE:	15.5	16.5	16.5	16.5	17	15
CHAIR IN FULL RECLINE:	67	67.5	68	67.5	70.5	66
WEIGHT:	121	117	121	114	121	136
54 " PLAIN COM YDG.		7 1/4	7 1/2	7 3/4	7 1/4	7 1/4
CUBES:	44.22	44.22	44.22	44.22	44.22	44.22
FABRIC GRADE I / COM	2969	3139	2969	3139	2809	2939
FABRIC GRADE II	3099	3269	3099	3269	2939	3069
FABRIC GRADE III / COL	3239	3399	3239	3399	3069	3199
FABRIC GRADE IV	3369	3529	3369	3529	3199	3339
FABRIC GRADE V	3499	3669	3499	3669	3339	3469
FABRIC GRADE VI	3629	3799	3629	3799	3469	3599
MARRIED COVER	MARRIED COVER AVAILABLE. PRICING GRID ON PG 87 - 88	MARRIED COVER AVAILABLE. PRICING GRID ON PG 87 - 88		MARRIED COVER AVAILABLE. PRICING GRID ON PG 87 - 88		
LEATHER - GRADE 1	3959	4289	4159	4459	3799	4189
LEATHER - GRADE 2	4129	4459	4329	4619	3959	4359
LEATHER - GRADE 3	4459	4789	4659	4959	4289	4689
LEATHER - GRADE 4	4789	5119	4989	5279	4619	5019
LEATHER - NOVELTY	4949	4279	5149	5449	4789	5179
LEATHER - NOVELTY PREMIUM	5449	5779	5649	5939	5279	5679



ITEM NUMBER:	3518	3547	3600	3740	3770/3771/ 3772/3773/3774	4003
DESCRIPTION:	LAYNA RECLINER	TIMBER 3-WAY LOUNGER	ZION RECLINER	ISABELLA RECLINER	MADISON/MELVILLE/ MARLEIGH/MANNIN G/MALLORY RECLINER	BRODERICK 3-WAY LOUNGER
PROGRAM:					PLAZA MIDWOOD	
STANDARD FINISH:	MH-MAHOGANY	MH-MAHOGANY	MH-MAHOGANY	MH-MAHOGANY	MH-MAHOGANY	MH-MAHOGANY
SEE PG 3 FOR A COMPLETE LIST OF AVAIL FINISHES	OPTIONAL FINISHES AVAIL AT NO UPCHARGE	OPTIONAL FINISHES AVAIL AT NO UPCHARGE	OPTIONAL FINISHES AVAIL AT NO UPCHARGE	OPTIONAL FINISHES AVAIL AT NO UPCHARGE	OPTIONAL FINISHES AVAIL AT NO UPCHARGE	OPTIONAL FINISHES AVAIL AT NO UPCHARGE
STANDARD CUSHION: ADDITIONAL CUSHION OPTIONS:	SPRING DOWN HR FOAM - \$75 PREMIER DOWN - \$75	SPRING DOWN HR FOAM - \$75 PREMIER DOWN - \$75	SPRING DOWN HR FOAM - \$75 PREMIER DOWN - \$75	SPRING DOWN HR FOAM - \$75 PREMIER DOWN - \$75	SPRING DOWN HR FOAM - \$75 PREMIER DOWN - \$75	HR FOAM PREMIER DOWN - \$75 SPRING DOWN - \$75
PILLOW TYPE:	SEMI-ATTACHED	SEMI-ATTACHED	SEMI-ATTACHED	SEMI-ATTACHED	SEMI-ATTACHED	SEMI-ATTACHED
SPECIAL PROGRAM OPTIONS:	N/A	N/A	N/A	N/A	STD LEG - TAPERED OPT LEG - CONE	N/A
STANDARD RELEASE:	PUSHBACK	PUSHBACK	PUSHBACK	PUSHBACK	PUSHBACK	PUSHBACK
POWER RECLINE OPTIONS:  POWER UPCHARGES INCLUDE ALL MOTORIZED SEATS PER SKU	PB: POWER BUTTON - \$300; BB- POWER BUTTON WITH BATTERY PACK - \$600	PB: POWER BUTTON - \$300; BB- POWER BUTTON WITH BATTERY PACK - \$600	PB: POWER BUTTON - \$300; BB- POWER BUTTON WITH BATTERY PACK - \$600	PB: POWER BUTTON - \$300; BB- POWER BUTTON WITH BATTERY PACK - \$600	PB: POWER BUTTON - \$300; BB- POWER BUTTON WITH BATTERY PACK - \$600	PB: POWER BUTTON - \$300; BB- POWER BUTTON WITH BATTERY PACK - \$600
STANDARD NAIL:	NATURAL #9	N/A	N/A	NATURAL #9	3770/3771/3772 - N/A 3773/3774 - NAT #9	NATURAL #9
NO NAIL OPTION:	AVAILABLE	STANDARD	STANDARD	AVAILABLE	3770/3771/3772 - STD 3773/3774 - AVAIL	AVAILABLE
OVERALL DIMENSIONS:	W 29 1/2" D 40" H 41"	W 30 D 38 H 41.5	W 34 1/2" D 38 1/2" H 42 1/2"	W 29 1/2" D 40" H 42"	SEE SCHEMATIC ON PAGES 93 - 95 FOR DIMENSIONS PER STYLE	W 33" D 39 1/2" H 41 1/2"
WEDGEWALL SPACE: SEAT HEIGHT: SEAT DEPTH: SEAT WIDTH: ARM HEIGHT: SEAT TO BACK HEIGHT: DIST FRM WALL TO RECLNE: CHAIR IN FULL RECLINE: WEIGHT: 54 " PLAIN COM YDG.	21.5 19.5 21 25 19.5 16 67.5 121 7 1/2	20.5 19 21 24.5 21 14 64.5 137 7 1/2	21 20.5 22 26 21.5 15.5 67.5 146 7 3/4	20.5 22 21.5 26.5 21.5 16.5 67.5 126 8	21.5 20 20.5 25 20 16.5 67 121 7 3/4	21 21 20.5 25 20.5 15.5 67 121 8
CUBES:	44.22	44.22	52.02	44.22	44.22	44.22
FABRIC GRADE I / COM	3199	2969	3069	3039	3199	3099
FABRIC GRADE II	3339	3099	3199	3169	3339	3239
FABRIC GRADE III / COL	3469	3239	3339	3299	3469	3369
FABRIC GRADE IV	3599	3369	3469	3429	3599	3499
FABRIC GRADE V	3729	3499	3599	3569	3729	3629
FABRIC GRADE VI	3859	3629	3729	3699	3859	3759
MARRIED COVER		SENSIBLE SEATING AVAILABLE PRICING GRID ON PG 89				
LEATHER - GRADE 1	4519	4229	4659	4519	3929	4419
LEATHER - GRADE 2	4689	4389	4819	4689	4089	4589
LEATHER - GRADE 3	5019	4719	5149	5019	4419	4919
LEATHER - GRADE 4	5349	5049	5479	5349	4749	5249
LEATHER - NOVELTY	5509	5219	5649	5509	4919	5409
LEATHER - NOVELTY PREMIUM	6009	5709	6139	6009	5409	5909

ITEM NUMBER:	4009	4020	4029	4040	4043	4068
DESCRIPTION:	SCHAUMBURG HIGH LEG LOUNGER	HUGHES RECLINER	MAUNEY RECLINER	MILLER RECLINER	WALSH RECLINER	WILLAM RECLINER
PROGRAM:						
STANDARD FINISH:	MH-MAHOGANY	MH-MAHOGANY	MH-MAHOGANY	MH-MAHOGANY	MH-MAHOGANY	MH-MAHOGANY
SEE PG 3 FOR A COMPLETE LIST OF AVAIL FINISHES	OPTIONAL FINISHES AVAIL AT NO UPCHARGE	OPTIONAL FINISHES AVAIL AT NO UPCHARGE	OPTIONAL FINISHES AVAIL AT NO UPCHARGE	OPTIONAL FINISHES AVAIL AT NO UPCHARGE	OPTIONAL FINISHES AVAIL AT NO UPCHARGE	OPTIONAL FINISHES AVAIL AT NO UPCHARGE
STANDARD CUSHION: ADDITIONAL CUSHION OPTIONS:	HR FOAM PREMIER DOWN - \$75 SPRING DOWN - \$75	SPRING DOWN HR FOAM - \$75 PREMIER DOWN - \$75	SPRING DOWN HR FOAM - \$75 PREMIER DOWN - \$75	SPRING DOWN HR FOAM - \$75 PREMIER DOWN - \$75	SPRING DOWN HR FOAM - \$75 PREMIER DOWN - \$75	SPRING DOWN HR FOAM - \$75 PREMIER DOWN - \$75
PILLOW TYPE:	SEMI-ATTACHED	BUSTLE BACK	BUSTLE BACK	BUSTLE BACK	BUSTLE BACK	BUSTLE BACK
SPECIAL PROGRAM OPTIONS:	N/A	N/A	N/A	N/A	N/A	N/A
STANDARD RELEASE:	PUSHBACK	PUSHBACK	PUSHBACK	PUSHBACK	PUSHBACK	PUSHBACK
POWER RECLINE OPTIONS:  POWER UPCHARGES INCLUDE ALL MOTORIZED SEATS PER SKU	PB: POWER BUTTON - \$300; BB- POWER BUTTON WITH BATTERY PACK - \$600	PB: POWER BUTTON - \$300; BB- POWER BUTTON WITH BATTERY PACK - \$600	PB: POWER BUTTON - \$300; BB- POWER BUTTON WITH BATTERY PACK - \$600	PB: POWER BUTTON - \$300; BB- POWER BUTTON WITH BATTERY PACK - \$600	PB: POWER BUTTON - \$300; BB- POWER BUTTON WITH BATTERY PACK - \$600	PB: POWER BUTTON - \$300; BB- POWER BUTTON WITH BATTERY PACK - \$600
STANDARD NAIL:	N/A	NATURAL #9	N/A	NATURAL #9	N/A	NATURAL #9
NO NAIL OPTION:	STANDARD	AVAILABLE	STANDARD	AVAILABLE	STANDARD	AVAILABLE
OVERALL DIMENSIONS:	W 29" D 39 1/2" H 40 1/2"	W 37 1/2" D 42" H 45"	W 29" D 42 1/2" H 43"	W 33 1/2" D 39 1/2" H 43"	W 34" D 43" H 45"	W 37" D 44" H 44 1/2"
WEDGEWALL SPACE:						
SEAT HEIGHT:	21	21	21.5	21.5	21	21
SEAT DEPTH:	20	23	22.5	20.5	22.5	22
SEAT WIDTH:	21	23	20.5	20.5	22	23.5
ARM HEIGHT:	26	25.5	25.5	26.5	25	25.5
SEAT TO BACK HEIGHT:	19.5	24	21.5	21.5	24	23.5
DIST FRM WALL TO RECLNE:	16	18	17	16.5	18	16.5
CHAIR IN FULL RECLINE:	66	71.5	70.5	69.5	73	72
WEIGHT:	103	136	146	137	137	137
54 " PLAIN COM YDG.	7 1/2	8 1/2	8	8	8 1/4	9
CUBES:	44.22	44.22	44.22	44.22	44.22	44.22
FABRIC GRADE I / COM	2969	3469	3099	3299	3469	3469
FABRIC GRADE II	3099	3599	3239	3429	3599	3599
FABRIC GRADE III / COL	3239	3729	3369	3569	3729	3729
FABRIC GRADE IV	3369	3859	3499	3699	3859	3859
FABRIC GRADE V	3499	3999	3629	3829	3999	3999
FABRIC GRADE VI	3629	4129	3759	3959	4129	4129
MARRIED COVER	SENSIBLE SEATING AVAILABLE PRICING GRID ON PG 89	SENSIBLE SEATING AVAILABLE PRICING GRID ON PG 89	MARRIED COVER AVAILABLE. PRICING GRID ON PG 87 - 88	SENSIBLE SEATING AVAILABLE PRICING GRID ON PG 89		
LEATHER - GRADE 1	4289	4789	4419	4659	4659	4989
LEATHER - GRADE 2	4459	4949	4589	4819	4819	5149
LEATHER - GRADE 3	4789	5279	4919	5149	5149	5479
LEATHER - GRADE 4	5119	5609	5249	5479	5479	5809
LEATHER - NOVELTY	5279	5779	5409	5649	5649	5979
LEATHER - NOVELTY PREMIUM	5779	6269	5909	6139	6139	6469

ITEM NUMBER:	4103	4104	4114	4115	4128	4130-BY
DESCRIPTION:	SAMUEL RECLINER WITH POWER HEADREST	ALTA HIGH LEG LOUNGER	CHIPPENDALE RECLINING WING CHAIR	MAXWELL BALL & CLAW RECLINING WING	PRESIDENTIAL RECLINING WING CHAIR	PRESIDENTIAL RECLINING WING CHAIR
PROGRAM:		BYX (SEE PG 90 -92)	BYX (SEE PG 90 -92)			
STANDARD FINISH:	MH-MAHOGANY	MH-MAHOGANY	MH-MAHOGANY	MH-MAHOGANY	MH-MAHOGANY	MH-MAHOGANY
SEE PG 3 FOR A COMPLETE LIST OF AVAIL FINISHES	OPTIONAL FINISHES AVAIL AT NO UPCHARGE	OPTIONAL FINISHES AVAIL AT NO UPCHARGE	OPTIONAL FINISHES AVAIL AT NO UPCHARGE	OPTIONAL FINISHES AVAIL AT NO UPCHARGE	OPTIONAL FINISHES AVAIL AT NO UPCHARGE	OPTIONAL FINISHES AVAIL AT NO UPCHARGE
STANDARD CUSHION: ADDITIONAL CUSHION OPTIONS:	SPRING DOWN HR FOAM - \$75 PREMIER DOWN - \$75	PREMIER DOWN HR FOAM - \$75 SPRING DOWN - \$75	HR FOAM PREMIER DOWN - \$75 SPRING DOWN - \$75	HR FOAM PREMIER DOWN - \$75 SPRING DOWN - \$75	PREMIER DOWN HR FOAM - \$75 SPRING DOWN - \$75	PREMIER DOWN HR FOAM - \$75 SPRING DOWN - \$75
PILLOW TYPE:	BUSTLE BACK	SEMI-ATTACHED	SEMI-ATTACHED	SEMI-ATTACHED	SEMI-ATTACHED	SEMI-ATTACHED
SPECIAL PROGRAM OPTIONS:	N/A	N/A	N/A	N/A	N/A	N/A
STANDARD RELEASE:	STANDARD WITH POWER BUTTON	PUSHBACK	PUSHBACK	PUSHBACK	PUSHBACK	PUSHBACK
POWER RECLINE OPTIONS:	<b>PB: STANDARD</b> BB: POWER BUTTON WITH BATTERY PACK - \$300	PB - POWER BUTTON - \$300; BB - POWER BUTTON WITH BATTERY PACK - \$600	PB - POWER BUTTON - \$300; BB - POWER BUTTON WITH BATTERY PACK - \$600	PB - POWER BUTTON - \$300; BB - POWER BUTTON WITH BATTERY PACK - \$600	PB - POWER BUTTON - \$300; BB - POWER BUTTON WITH BATTERY PACK - \$600	PB - POWER BUTTON - \$300; BB - POWER BUTTON WITH BATTERY PACK - \$600
POWER UPCHARGES INCLUDE ALL MOTORIZED SEATS PER SKU	LUMBAR OPT - \$150					
STANDARD NAIL:	N/A	NATURAL #9	FR NAT #9	FR NAT #9	FR NAT #9	FR NAT #9
NO NAIL OPTION:	STANDARD	AVAILABLE	AVAILABLE	AVAILABLE	AVAILABLE	AVAILABLE
OVERALL DIMENSIONS:	W 31 1/2" D 42 1/2" H 42"	W 36 1/2" D 40" H 46"	W 33" D 36 1/4" H 43"	W 33" D 36 1/4" H 43"	W 33" D 36 1/4" H 43"	W 33" D 36 1/4" H 43"
WEDGEWALL SPACE:						
SEAT HEIGHT:	21	22	21.5	21.5	21.5	21.5
SEAT DEPTH:	20.5	20	18	18	18	18
SEAT WIDTH:	22	22	22	22	22	22
ARM HEIGHT:	25	26	25.5	25.5	25.5	25.5
SEAT TO BACK HEIGHT:	21	24	22	22	22	22
DIST FRM WALL TO RECLNE:	17	18	18	18	18	18
CHAIR IN FULL RECLINE:	69.5	69	66.5	66.5	66.5	66.5
WEIGHT:	146	114	110	110	116	108
54 " PLAIN COM YDG.	8 1/2	8 3/4	8 1/2	8 1/2	8 1/2	8 1/2
CUBES:	44.22	44.22	44.22	44.22	44.22	44.22
FABRIC GRADE I / COM	3999	3629	3299	3369	3669	3759
FABRIC GRADE II	4129	3759	3429	3499	3799	3899
FABRIC GRADE III / COL	4259	3899	3569	3629	3929	4029
FABRIC GRADE IV	4389	4029	3699	3759	4059	4159
FABRIC GRADE V	4519	4159	3829	3899	4189	4289
FABRIC GRADE VI	4659	4289	3959	4029	4329	4419
MARRIED COVER		MARRIED COVER AVAILABLE. PRICING GRID ON PG 87 - 88	MARRIED COVER AVAILABLE. PRICING GRID ON PG 87 - 88	MARRIED COVER AVAILABLE. PRICING GRID ON PG 87 - 88	MARRIED COVER AVAILABLE. PRICING GRID ON PG 87 - 88	MARRIED COVER AVAILABLE. PRICING GRID ON PG 87 - 88
LEATHER - GRADE 1	5379	4949	4289	4419	5079	5149
LEATHER - GRADE 2	5549	5119	4459	4589	5249	5319
LEATHER - GRADE 3	5879	5449	4789	4919	5579	5649
LEATHER - GRADE 4	6209	5779	5119	5249	5909	5979
LEATHER - NOVELTY	6369	5939	5279	5409	6069	6139
LEATHER - NOVELTY PREMIUM	6869	6439	5779	5909	6569	6639

ITEM NUMBER:	4508-BY	4510	4534	4866	5005	5007
DESCRIPTION:	YORBA HIGH LEG LOUNGER	CAROLINE RECLINER	DAVIDSON RECLINER	RICHARDSON HIGH LEG LOUNGER	HOBSON 3-WAY LOUNGER	HASKINS 3-WAY LOUNGER
PROGRAM:				BYX (SEE PG 90 -92)		
STANDARD FINISH:	MH-MAHOGANY	MH-MAHOGANY	MH-MAHOGANY	MH-MAHOGANY	MH-MAHOGANY	MH-MAHOGANY
SEE PG 3 FOR A COMPLETE LIST OF AVAIL FINISHES	OPTIONAL FINISHES AVAIL AT NO UPCHARGE	OPTIONAL FINISHES AVAIL AT NO UPCHARGE	OPTIONAL FINISHES AVAIL AT NO UPCHARGE	OPTIONAL FINISHES AVAIL AT NO UPCHARGE	OPTIONAL FINISHES AVAIL AT NO UPCHARGE	OPTIONAL FINISHES AVAIL AT NO UPCHARGE
STANDARD CUSHION: ADDITIONAL CUSHION OPTIONS:	SPRING DOWN HR FOAM - \$75 PREMIER DOWN - \$75	SPRING DOWN HR FOAM - \$75 PREMIER DOWN - \$75	SPRING DOWN HR FOAM - \$75 PREMIER DOWN - \$75	SPRING DOWN HR FOAM - \$75 PREMIER DOWN - \$75	HR FOAM PREMIER DOWN - \$75 SPRING DOWN - \$75	HR FOAM PREMIER DOWN - \$75 SPRING DOWN - \$75
PILLOW TYPE:	SEMI-ATTACHED	SEMI-ATTACHED	SEMI-ATTACHED	SEMI-ATTACHED	SEMI-ATTACHED	SEMI-ATTACHED
SPECIAL PROGRAM OPTIONS:	N/A	N/A	N/A	Choice of Turned or Tapered Leg	N/A	N/A
STANDARD RELEASE:	PUSHBACK	PUSHBACK	PUSHBACK	PUSHBACK	PUSHBACK	PUSHBACK
POWER RECLINE OPTIONS:  POWER UPCHARGES INCLUDE ALL MOTORIZED SEATS PER SKU	PB - POWER BUTTON - \$300; BB - POWER BUTTON WITH BATTERY PACK - \$600	PB - POWER BUTTON - \$300; BB - POWER BUTTON WITH BATTERY PACK - \$600	PB - POWER BUTTON - \$300; BB - POWER BUTTON WITH BATTERY PACK - \$600	PB - POWER BUTTON - \$300; BB - POWER BUTTON WITH BATTERY PACK - \$600	PB - POWER BUTTON - \$300; BB - POWER BUTTON WITH BATTERY PACK - \$600	PB - POWER BUTTON - \$300; BB - POWER BUTTON WITH BATTERY PACK - \$600
STANDARD NAIL:	N/A	NATURAL #9	NATURAL #9	NATURAL #9	NATURAL #9	N/A
NO NAIL OPTION:	STANDARD	AVAILABLE	AVAILABLE	AVAILABLE	AVAILABLE	STANDARD
OVERALL DIMENSIONS:	W 29 1/2" D 39 1/2" H 41"	W 28 1/2" D 40" H 42"	W 30 1/2" D 39" H 42 1/2"	W 36 1/2" D 43" H 41"	W 34 D 39 1/2" H 40"	W 33 1/2" D 39" H 41"
WEDGEWALL SPACE:						
SEAT HEIGHT:	21.5	20.5	20.5	21	20.5	20
SEAT DEPTH:	20	21	20.5	20.5	21.5	21
SEAT WIDTH:	20	21	21	21	20	19.5
ARM HEIGHT:	25	25	25	27.5	25	25.5
SEAT TO BACK HEIGHT:	19.5	21.5	22	20	19.5	21
DIST FRM WALL TO RECLNE:	15.5	16.5	16.5	15	15	16
CHAIR IN FULL RECLINE:	67	68.5	69	68.5	65.5	66
WEIGHT:	117	146	131	124	117	127
54 " PLAIN COM YDG.	8 1/2	7 1/4	7 1/2	9	7 1/2	7 1/2
CUBES:	44.22	44.22	44.22	44.22	44.22	44.22
FABRIC GRADE I / COM	2969	3039	2709	3299	3009	2739
FABRIC GRADE II	3099	3169	2839	3429	3139	2869
FABRIC GRADE III / COL	3239	3299	2969	3569	3269	3009
FABRIC GRADE IV	3369	3429	3099	3699	3399	3139
FABRIC GRADE V	3499	3569	3239	3829	3529	3269
FABRIC GRADE VI	3629	3699	3369	3959	3669	3399
MARRIED COVER	SENSIBLE SEATING AVAILABLE PRICING GRID ON PG 89			MARRIED COVER AVAILABLE PRICING GRID ON PG 87 - 88	MARRIED COVER AVAILABLE PRICING GRID ON PG 87 - 88	MARRIED COVER AVAILABLE PRICING GRID ON PG 87 - 88
LEATHER - GRADE 1	3959	4589	4189	4289	3859	3859
LEATHER - GRADE 2	4129	4749	4359	4459	4029	4029
LEATHER - GRADE 3	4459	5079	4689	4789	4359	4359
LEATHER - GRADE 4	4789	5409	5019	5119	4689	4689
LEATHER - NOVELTY	4949	5579	5179	5279	4849	4849
LEATHER - NOVELTY PREMIUM	5449	6069	5679	5779	5349	5349

ITEM NUMBER:	6450ZG	6451ZG	6452ZG	7003	7004	7026
DESCRIPTION:	SKY ZERO GRAVITY RECLINER	CLOUD ZERO GRAVITY RECLINER	CELESTIAL ZERO GRAVITY RECLINER	ABBOTT WALL-HUGGER RECLINER	HANNAH WALL-HUGGER RECLINER	ATTICUS WALL-HUGGER RECLINER
PROGRAM:						
STANDARD FINISH:	N/A	N/A	N/A	N/A	N/A	N/A
SEE PG 3 FOR A COMPLETE LIST OF AVAIL FINISHES	N/A	N/A	N/A	N/A	N/A	N/A
STANDARD CUSHION: ADDITIONAL CUSHION OPTIONS:	SPRING DOWN HR FOAM - \$75 PREMIER DOWN - \$75	SPRING DOWN HR FOAM - \$75 PREMIER DOWN - \$75	SPRING DOWN HR FOAM - \$75 PREMIER DOWN - \$75	SPRING DOWN HR FOAM - \$75 PREMIER DOWN - \$75	SPRING DOWN HR FOAM - \$75 PREMIER DOWN - \$75	SPRING DOWN HR FOAM - \$75 PREMIER DOWN - \$75
PILLOW TYPE:	SEMI-ATTACHED	SEMI-ATTACHED	SEMI-ATTACHED	TIGHT BUSTLE BACK	SEMI-ATTACHED	BUSTLE BACK
SPECIAL PROGRAM OPTIONS:	N/A	N/A	N/A	UPCHARGE TO SWIVEL GLIDER - \$150	UPCHARGE TO SWIVEL GLIDER - \$150	UPCHARGE TO SWIVEL GLIDER - \$150
STANDARD RELEASE:	STANDARD WITH POWER BUTTON	STANDARD WITH POWER BUTTON	STANDARD WITH POWER BUTTON	O-OUTSIDE I-INSIDE HANDLE	O-OUTSIDE I-INSIDE HANDLE	O-OUTSIDE I-INSIDE
POWER RECLINE OPTIONS:	<b>PB: STANDARD</b>	<b>PB: STANDARD</b>	<b>PB: STANDARD</b>			
POWER UPCHARGES INCLUDE ALL MOTORIZED SEATS PER SKU	BB: POWER BUTTON WITH BATTERY PACK - \$300	BB: POWER BUTTON WITH BATTERY PACK - \$300	BB: POWER BUTTON WITH BATTERY PACK - \$300	PB - POWER BUTTON - \$300; BB - POWER BUTTON WITH BATTERY PACK - \$600	PB - POWER BUTTON - \$300; BB - POWER BUTTON WITH BATTERY PACK - \$600	PB - POWER BUTTON - \$300; BB - POWER BUTTON WITH BATTERY PACK - \$600
STANDARD NAIL:	N/A	N/A	N/A	N/A	N/A	N/A
NO NAIL OPTION:	STANDARD	STANDARD	STANDARD	STANDARD	STANDARD	STANDARD
OVERALL DIMENSIONS:	W 32 1/2" D 37 1/2" H 41 1/2"	W 32" D 37 1/2" H 41 1/2"	W 31 1/2" D 37 1/2" H 41 1/2"	W 29 1/2" D 38" H 41 1/2"	W 28 1/2" D 39 1/2" H 42"	W 31" D 39" H 42"
WEDGEWALL SPACE:						
SEAT HEIGHT:	20.5	20.5	20.5	21	21	21.5
SEAT DEPTH:	21	21	21	21	20.5	21
SEAT WIDTH:	24.5	23	23	20.5	20.5	21.5
ARM HEIGHT:	24	24	24	25.5	25.5	25
SEAT TO BACK HEIGHT:	21	21	21	20.5	21	20.5
DIST FRM WALL TO RECLNE:	6.5	6.5	6.5	4: SG: 13.5"	4: SG: 12.5"	4: SG: 12.5"
CHAIR IN FULL RECLINE:	66	66	66	67.5	67	66.5
WEIGHT:	141	147	141	151	156	146
54 " PLAIN COM YDG.	7 1/2	7 1/4	7	7 1/4	7	7 3/4
CUBES:	44.22	44.22	44.22	44.22	44.22	44.22
FABRIC GRADE I / COM	3299	3299	3299	3199	3039	3169
FABRIC GRADE II	3429	3429	3429	3339	3169	3299
FABRIC GRADE III / COL	3569	3569	3569	3469	3299	3429
FABRIC GRADE IV	3699	3699	3699	3599	3429	3569
FABRIC GRADE V	3829	3829	3829	3729	3569	3699
FABRIC GRADE VI	3959	3959	3959	3859	3699	3829
MARRIED COVER						
LEATHER - GRADE 1	4289	4289	4289	4359	4129	4589
LEATHER - GRADE 2	4459	4459	4459	4519	4289	4749
LEATHER - GRADE 3	4789	4789	4789	4849	4619	5079
LEATHER - GRADE 4	5119	5119	5119	5179	4949	5409
LEATHER - NOVELTY	5279	5279	5279	5349	5119	5579
LEATHER - NOVELTY PREMIUM	5779	5779	5779	5839	5609	6069

ITEM NUMBER:	7032	7076	7079	7084	7101	7103
DESCRIPTION:	ANI WALL-HUGGER RECLINER	HENLEY WALL-HUGGER RECLINER	REDDISH RECLINER	KARA WALLHUGGER RECLINER	NORMAN WALL-HUGGER RECLINER WITH POWER HEADREST	SAMUEL WALL-HUGGER RECLINER WITH POWER HEADREST
PROGRAM:						
STANDARD FINISH:	N/A	N/A	N/A	N/A	N/A	N/A
SEE PG 3 FOR A COMPLETE LIST OF AVAIL FINISHES	N/A	N/A	N/A	N/A	N/A	N/A
STANDARD CUSHION: ADDITIONAL CUSHION OPTIONS:	SPRING DOWN HR FOAM - \$75 PREMIER DOWN - \$75	HR FOAM PREMIER DOWN - \$75 SPRING DOWN - \$75	SPRING DOWN HR FOAM - \$75 PREMIER DOWN - \$75	SPRING DOWN HR FOAM - \$75 PREMIER DOWN - \$75	SPRING DOWN HR FOAM - \$75 PREMIER DOWN - \$75	SPRING DOWN HR FOAM - \$75 PREMIER DOWN - \$75
PILLOW TYPE:	SEMI-ATTACHED	SEMI ATTACHED	SEMI-ATTACHED	SEMI-ATTACHED	BUSTLE BACK	BUSTLE BACK
SPECIAL PROGRAM OPTIONS:	UPCHARGE TO SWIVEL GLIDER - \$150	UPCHARGE TO SWIVEL GLIDER - \$150	UPCHARGE TO SWIVEL GLIDER - \$150	UPCHARGE TO SWIVEL GLIDER - \$150	UPCHARGE TO SWIVEL GLIDER - \$150	UPCHARGE TO SWIVEL GLIDER - \$150
STANDARD RELEASE:	O - OUTSIDE I - INSIDE HANDLE	O-OUTSIDE I-INSIDE HANDLE	O-OUTSIDE I-INSIDE HANDLE	O-OUTSIDE I-INSIDE HANDLE	STANDARD WITH POWER BUTTON	STANDARD WITH POWER BUTTON
POWER RECLINE OPTIONS:	PB - POWER BUTTON - \$300; BB - POWER BUTTON WITH BATTERY PACK - \$600	PB - POWER BUTTON - \$300; BB - POWER BUTTON WITH BATTERY PACK - \$600	PB - POWER BUTTON - \$300; BB - POWER BUTTON WITH BATTERY PACK - \$600	PB - POWER BUTTON - \$300; BB - POWER BUTTON WITH BATTERY PACK - \$600	BB: POWER BUTTON WITH BATTERY PACK - \$300 LUMBAR OPT - \$150	BB: POWER BUTTON WITH BATTERY PACK - \$300 LUMBAR OPT - \$150
POWER UPCHARGES INCLUDE ALL MOTORIZED SEATS PER SKU						
STANDARD NAIL:	N/A	NATURAL #9	NATURAL #9	N/A	NATURAL #9	N/A
NO NAIL OPTION:	STANDARD	AVAILABLE	AVAILABLE	STANDARD	NOT AVAILABLE	STANDARD
OVERALL DIMENSIONS:	W 29" D 38 1/2" H 41"	W 30" D 40" H 40 1/2"	W 34" D 43 1/2" H 43"	W 33" D 40" H 41 1/2"	W 30" D 39 1/2" H 41"	W 31 1/2" D 42 1/2" H 42"
WEDGEWALL SPACE:						
SEAT HEIGHT:	20.5	21	21	21	21.5	21
SEAT DEPTH:	21	20.5	21.5	20.5	21.5	20.5
SEAT WIDTH:	21.5	20.5	21	21	21	22
ARM HEIGHT:	25	25.5	25.5	26	25	25.5
SEAT TO BACK HEIGHT:	20.5	19.5	22	20.5	19.5	21
DIST FRM WALL TO RECLNE:	4; SG: 11.5"	4; SG: 12"	4; SG: 12.5"	4; SG: 11.5"	4; SG: 11"	4; SG: 10.5"
CHAIR IN FULL RECLINE:	65.5	66.5	71	67	65	69.5
WEIGHT:	152	130	156	152	157	146
54 " PLAIN COM YDG.	7 3/4	8 1/4	8 1/4	7 1/4	8 1/4	8 1/2
CUBES:	44.22	44.22	44.22	44.22	44.22	44.22
FABRIC GRADE I / COM	3169	3069	3199	2969	4029	4419
FABRIC GRADE II	3299	3199	3339	3099	4159	4559
FABRIC GRADE III / COL	3429	3339	3469	3239	4289	4689
FABRIC GRADE IV	3569	3469	3599	3369	4419	4819
FABRIC GRADE V	3699	3599	3729	3499	4559	4949
FABRIC GRADE VI	3829	3729	3859	3629	4689	5079
MARRIED COVER				SENSIBLE SEATING AVAILABLE PRICING GRID ON PG 89		
LEATHER - GRADE 1	4389	4229	4689	4229	5279	5549
LEATHER - GRADE 2	4559	4389	4849	4389	5449	5709
LEATHER - GRADE 3	4889	4719	5179	4719	5779	6039
LEATHER - GRADE 4	5219	5049	5509	5049	6109	6369
LEATHER - NOVELTY	5379	5219	5679	5219	6269	6539
LEATHER - NOVELTY PREMIUM	5879	5709	6169	5709	6769	7029

ITEM NUMBER:	7156	7257	7411	7508	7534	7770/7771/7772 7773/7774
DESCRIPTION:	THOMAS WALL-HUGGER RECLINER WITH POWER HEADREST	SATCHEL WALL-HUGGER RECLINER	BARCELO WALL-HUGGER RECLINER	YORBA WALL-HUGGER RECLINER	DAVIDSON WALL-HUGGER RECLINER	MADISON/MELVILLE/ MARLEIGH/MANNING/ MALLORY RECLINER
PROGRAM:						PLAZA MIDWOOD
STANDARD FINISH:	N/A	N/A	N/A	N/A	N/A	N/A
SEE PG 3 FOR A COMPLETE LIST OF AVAIL FINISHES	N/A	N/A	N/A	N/A	N/A	N/A
STANDARD CUSHION: ADDITIONAL CUSHION OPTIONS:	SPRING DOWN HR FOAM - \$75 PREMIER DOWN - \$75	HR FOAM PREMIER DOWN - \$75 SPRING DOWN - \$75	SPRING DOWN HR FOAM - \$75 PREMIER DOWN - \$75	SPRING DOWN HR FOAM - \$75 PREMIER DOWN - \$75	SPRING DOWN HR FOAM - \$75 PREMIER DOWN - \$75	SPRING DOWN HR FOAM - \$75 PREMIER DOWN - \$75
PILLOW TYPE:	BUSTLE BACK	SEMI ATTACHED	LOOSE PILLOW	SEMI-ATTACHED	SEMI-ATTACHED	SEMI-ATTACHED
SPECIAL PROGRAM OPTIONS:	UPCHARGE TO SWIVEL GLIDER - \$150	UPCHARGE TO SWIVEL GLIDER - \$150	UPCHARGE TO SWIVEL GLIDER - \$150	UPCHARGE TO SWIVEL GLIDER - \$150	UPCHARGE TO SWIVEL GLIDER - \$150	UPCHARGE TO SWIVEL GLIDER - \$150
STANDARD RELEASE:	STANDARD WITH POWER BUTTON	O-OUTSIDE I-INSIDE HANDLE	O-OUTSIDE I-INSIDE HANDLE	O-OUTSIDE I-INSIDE HANDLE	O-OUTSIDE I-INSIDE HANDLE	O-OUTSIDE I-INSIDE HANDLE
POWER RECLINE OPTIONS:	<b>PB: STANDARD</b>					
POWER UPCHARGES INCLUDE ALL MOTORIZED SEATS PER SKU	BB: POWER BUTTON WITH BATTERY PACK - \$300 LUMBAR OPT - \$150	PB - POWER BUTTON - \$300; BB - POWER BUTTON WITH BATTERY PACK - \$600	PB - POWER BUTTON - \$300; BB - POWER BUTTON WITH BATTERY PACK - \$600	PB - POWER BUTTON - \$300; BB - POWER BUTTON WITH BATTERY PACK - \$600	PB - POWER BUTTON - \$300; BB - POWER BUTTON WITH BATTERY PACK - \$600	PB - POWER BUTTON - \$300; BB - POWER BUTTON WITH BATTERY PACK - \$600
STANDARD NAIL:	N/A	NATURAL #9	NATURAL #9	N/A	NATURAL #9	7770/7771/7772 - N/A 7773/7774 - NAT #9
NO NAIL OPTION:	STANDARD	AVAILABLE	AVAILABLE	STANDARD	AVAILABLE	7770/7771/7772 - STD 7773/7774 - AVAIL
OVERALL DIMENSIONS:	W 30" D 41" H 41"	W 35" D 39 1/2" H 40 1/2"	W 38" D 41" H 40"	W 30" D 40" H 41"	W 31" D 40 1/2" H 42 1/2"	SEE SCHEMATIC ON PAGES 93 - 95 FOR DIMENSIONS PER STYLE
WEDGEWALL SPACE:						
SEAT HEIGHT:	21.5	20.5	21	21	21	21
SEAT DEPTH:	21	20	21	20.5	20.5	20.5
SEAT WIDTH:	21	20.5	23	20	21	20.5
ARM HEIGHT:	25	25	26	25	25	25
SEAT TO BACK HEIGHT:	19.5	20	19	20	21.5	21
DIST FRM WALL TO RECLNE:	4; SG: 10	4; SG: 12"	3.5; SG: 12"	4; SG: 12"	4; SG:12.5	4; SG:11.5
CHAIR IN FULL RECLINE:	67	65.5	69.5	67.5	67.5	67.5
WEIGHT:	156	130	103	130	146	156
54 " PLAIN COM YDG.	8 3/4	8 1/4	8 1/2	7 3/4	7 3/4	8
CUBES:	44.22	44.22	44.22	44.22	44.22	44.22
FABRIC GRADE I / COM	3859	3069	3099	2969	2939	3299
FABRIC GRADE II	3999	3199	3239	3099	3069	3429
FABRIC GRADE III / COL	4129	3339	3369	3239	3199	3569
FABRIC GRADE IV	4259	3469	3499	3369	3339	3699
FABRIC GRADE V	4389	3599	3629	3499	3469	3829
FABRIC GRADE VI	4519	3729	3759	3629	3599	3959
MARRIED COVER				SENSIBLE SEATING AVAILABLE PRICING GRID ON PG 89	MARRIED COVER AVAILABLE. PRICING GRID ON PG 87 - 88	
LEATHER - GRADE 1	4849	4389	4589	4289	4029	4329
LEATHER - GRADE 2	5019	4559	4749	4459	4189	4489
LEATHER - GRADE 3	5349	4889	5079	4789	4519	4819
LEATHER - GRADE 4	5679	5219	5409	5119	4849	5149
LEATHER - NOVELTY	5839	5379	5579	5279	5019	5319
LEATHER - NOVELTY PREMIUM	6339	5879	6069	5779	5509	5809

ITEM NUMBER:	8010
DESCRIPTION:	RYDER RECLINER LIFT CHAIR
PROGRAM:	BYX (SEE PG 90 -92)
STANDARD FINISH:	N/A
SEE PG 3 FOR A COMPLETE LIST OF AVAIL FINISHES	N/A
STANDARD CUSHION: ADDITIONAL CUSHION OPTIONS:	SPRING DOWN HR FOAM - \$75 PREMIER DOWN - \$75
PILLOW TYPE:	SPLIT PILLOW
SPECIAL PROGRAM OPTIONS:	N/A
STANDARD RELEASE:	STANDARD WITH POWER BUTTON
POWER RECLINE OPTIONS:  POWER UPCHARGES INCLUDE ALL MOTORIZED SEATS PER SKU	POWER WAND STANDARD. BATTERY PACK NOT RECOMMENDED
STANDARD NAIL:	N/A
NO NAIL OPTION:	STANDARD
OVERALL DIMENSIONS:	W 29" D 38 1/2" H 43 1/2"
WEDGEWALL SPACE: SEAT HEIGHT: SEAT DEPTH: SEAT WIDTH: ARM HEIGHT: SEAT TO BACK HEIGHT: DIST FRM WALL TO RECLNE: CHAIR IN FULL RECLINE: WEIGHT: 54 " PLAIN COM YDG.	21 21 21 26 22.5 5.5 70 157 8 1/4
CUBES:	44.22
FABRIC GRADE I / COM	3859
FABRIC GRADE II	3999
FABRIC GRADE III / COL	4129
FABRIC GRADE IV	4259
FABRIC GRADE V	4389
FABRIC GRADE VI	4519
MARRIED COVER	
LEATHER - GRADE 1	5279
LEATHER - GRADE 2	5449
LEATHER - GRADE 3	5779
LEATHER - GRADE 4	6109
LEATHER - NOVELTY	6269
LEATHER - NOVELTY PREMIUM	6769





# Leather Manifest by Grade

revised 5/1/2022

## Grade 1 Leathers

901200 -48, -99 - F	920600 <b>-48*</b> , -81, <b>-83*</b> , -84, -87, -88, -97 - F
906700 -45, -81, -84, -88, -93, -95, -97 - F	921100 -45, -81, -82, -84, -88 - F
907200 -84 - F	921500 -48, -65, -69, -83, -87, -91 - AP
910400 -68, -99 - F	922000 -31, -80, -82, -84, -85, -89, -90, -91 - AP
911000 -84, -97 - F	922100 -28, -48, -65, -85, -87, -97 - AP
912500 -24, -28, -48, -69, -84, -88, -97 - F	922900 -48, 82, -84, -88, -97, -99 - F
913800 -31, -84, -91 - F	923600 -88 - A
915300 -01 - F	924000 -26, -48, -83, -84, -96 - A
917200 -87, -91 - F	924600 -31, -40, -91, -95 - F
920300 -81, -83, -91, -97 - F	<b>925100 -85, -91 - AP*</b>
920400 -43, -81, -91 - AP	<b>925700 -85 - AP*</b>

## Grade 2 Leathers

914600 -81, -83, -84, -87, -89, -95 - F	923400 -84, -88 - A
915700 -87 - A	923500 -27, -88 - N
918500 -65, -95 - AP	924200 -23, -48, -82, -84, -95 - A
923300 -46, -88 - A	

## Grade 3 Leathers

918700 -48, -88 - A	921900 -83, -91, -95 - AP
919600 -85, -88 - A	922400 -29, -84, -95 - A
921300 -87 - A	924800 -87, -89, -99 - A
921600 -27 - A	<b>925400 -27, -87 - A*</b>
921700 -88 - A	

## Grade 4 Leathers

917500 -45, -88, -97, -99 - A	924400 -88 - A
920900 -85 - A	925000 -85 - A
924300 -45, -96 - A	<b>925500 -84 - N*</b>

**CLEANING CODES: A = ANILINE; AP = ANILINE-PLUS; F = FINISHED; N = NUBUK**

Leathers in **Bold Print** with an \* are new April 2022 Introductions

## Fabric Manifest - Numeric Sequence

Handle	New Fabric Number	Old Fabric Number	Grade	Content	Repeat in Inches		Cleaning
					Hor.	Vert.	Code
Performance	103500-33	1035-33	3	52% Cotton, 48% Poly	2.7	2.375	W
Performance	103500-48	1035-48	3	52% Cotton, 48% Poly	2.7	2.375	W
Performance	103500-81	1035-81	3	52% Cotton, 48% Poly	2.7	2.375	W
Performance	103500-91	1035-91	3	52% Cotton, 48% Poly	2.7	2.375	W
Performance	400474-09	N/A	1	95% Poly, 5% Nylon			W
Performance	400474-47	N/A	1	95% Poly, 5% Nylon			W
Performance	400478-05	N/A	1	100% Polypropelene			W
Performance	400478-06	N/A	1	100% Polypropelene			W
Performance	400478-85	N/A	1	100% Polypropelene			W
Performance	400478-94	N/A	1	100% Polypropelene			W
Performance	400489-24	N/A	1	82% Polypropelene, 18% Poly			W
Performance	400489-80	N/A	1	82% Polypropelene, 18% Poly			W
Performance	400489-85	N/A	1	82% Polypropelene, 18% Poly			W
Performance	400489-91	N/A	1	82% Polypropelene, 18% Poly			W
Performance	400489-95	N/A	1	82% Polypropelene, 18% Poly			W
Performance	400489-97	N/A	1	82% Polypropelene, 18% Poly			W
Performance	400600-48	N/A	4	88% Poly, 12% Olefin	0.19	0.31	W
Performance	400600-69	N/A	4	88% Poly, 12% Olefin	0.19	0.31	W
Performance	400600-83	N/A	4	88% Poly, 12% Olefin	0.19	0.31	W
Performance	400700-93	N/A	1	98% Poly, 2% Nylon			W
Performance	400800-48	N/A	1	83% Poly, 17% Acrylic			WS
Performance	400800-81	N/A	1	83% Poly, 17% Acrylic			WS
Performance	400800-88	N/A	1	83% Poly, 17% Acrylic			WS
Performance	400900-26	N/A	2	76% Poly, 24% Acrylic			WS
Performance	400900-81	N/A	2	76% Poly, 24% Acrylic			WS
Performance	400900-85	N/A	2	76% Poly, 24% Acrylic			WS
Performance	400900-87	N/A	2	76% Poly, 24% Acrylic			WS
Performance	400900-92	N/A	2	76% Poly, 24% Acrylic			WS
Performance	400900-95	N/A	2	76% Poly, 24% Acrylic			WS
Performance	401000-44	N/A	1	95% Polyester, 5% Nylon			W
Performance	401000-83	N/A	1	95% Polyester, 5% Nylon			W
Performance	401000-95	N/A	1	95% Polyester, 5% Nylon			W
Performance	401100-47	N/A	1	97.4% Olefin, 2.6% Polyester			SW
Performance	401100-85	N/A	1	97.4% Olefin, 2.6% Polyester			SW
Performance	401200-58	N/A	1	83% Polyester, 17% Acrylic			SW
Performance	401200-83	N/A	1	83% Polyester, 17% Acrylic			SW
Performance	401200-99	N/A	1	83% Polyester, 17% Acrylic			SW
Performance	401300-88	N/A	2	100% Polyester			SW

Handle	New Fabric Number	Old Fabric Number	Grade	Content	Repeat in Inches		Cleaning Code
					Hor.	Vert.	
Performance	401300-95	N/A	2	100% Polyester			SW
Performance	401300-96	N/A	2	100% Polyester			SW
Performance	401400-82	N/A	1	97% Polypropylene; 3% Polyester			SW
Performance	401400-85	N/A	1	97% Polypropylene; 3% Polyester			SW
Performance	401400-87	N/A	1	97% Polypropylene; 3% Polyester			SW
Performance	401400-95	N/A	1	97% Polypropylene; 3% Polyester			SW
Performance	401400-98	N/A	1	97% Polypropylene; 3% Polyester			SW
Performance	402100-95	N/A	2	100% Polyester			SW
Performance	402100-99	N/A	2	100% Polyester			SW
Performance	403100-82	N/A	2	54% Poly Chenille; 46% Polyester			S
Performance	403100-84	N/A	2	54% Poly Chenille; 46% Polyester			S
Performance	403100-85	N/A	2	54% Poly Chenille; 46% Polyester			S
Performance	403100-91	N/A	2	54% Poly Chenille; 46% Polyester			S
Performance	405100-26	N/A	3	100% Polyester			W
Performance	405100-48	N/A	3	100% Polyester			W
Performance	405100-82	N/A	3	100% Polyester			W
Performance	406100-26	N/A	1	100% Polyester			WS
Performance	406100-68	N/A	1	100% Polyester			WS
Performance	406100-88	N/A	1	100% Polyester			WS
Performance	406200-40	N/A	3	100% Polyester			S
Performance	406200-45	N/A	3	100% Polyester			S
Performance	406200-85	N/A	3	100% Polyester			S
Performance	406300-00	N/A	3	83% Polyester, 17% Viscose Rayon			S
Performance	406300-65	N/A	3	83% Polyester, 17% Viscose Rayon			S
Performance	406500-45	N/A	3	100% Polyester			WS
Performance	406500-80	N/A	3	100% Polyester			WS
Performance	406600-04	N/A	2	83% Polyester, 17% Acrylic			WS
Performance	406600-09	N/A	2	83% Polyester, 17% Acrylic			WS
Performance	406600-42	N/A	2	83% Polyester, 17% Acrylic			WS
Performance	406600-60	N/A	2	83% Polyester, 17% Acrylic			WS
Performance	406600-91	N/A	2	83% Polyester, 17% Acrylic			WS
Performance	407000-82	N/A	6	57% Polyester, 43% Cotton			S
Performance	407000-83	N/A	6	57% Polyester, 43% Cotton			S
Performance	407000-84	N/A	6	57% Polyester, 43% Cotton			S
Performance	407000-95	N/A	6	57% Polyester, 43% Cotton			S
Performance	407110-84	N/A	2	100% Polyester			WS
Performance	407110-88	N/A	2	100% Polyester			WS
Performance	407111-45	N/A	1	100% Polyester			S
Performance	407111-48	N/A	1	100% Polyester			S
Performance	407111-68	N/A	1	100% Polyester			S

Handle	New Fabric Number	Old Fabric Number	Grade	Content	Repeat in Inches		Cleaning Code
					Hor.	Vert.	
Performance	407111-84	N/A	1	100% Polyester			S
Performance	407111-85	N/A	1	100% Polyester			S
Performance	407111-95	N/A	1	100% Polyester			S
Performance	407111-97	N/A	1	100% Polyester			S
Performance	407112-45	N/A	1	100% Polyester			SW
Performance	407112-81	N/A	1	100% Polyester			SW
Performance	407112-84	N/A	1	100% Polyester			SW
Performance	407112-91	N/A	1	100% Polyester			SW
Performance	407113-20	N/A	3	100% Polyester			WS
Performance	407113-48	N/A	3	100% Polyester			WS
Performance	407113-80	N/A	3	100% Polyester			WS
Performance	407113-91	N/A	3	100% Polyester			WS
Performance	407113-99	N/A	3	100% Polyester			WS
Performance	407200-81	N/A	2	100% Polyester			WS
Performance	407200-84	N/A	2	100% Polyester			WS
Performance	407400-48	N/A	2	100% Polyester			S
Performance	407400-85	N/A	2	100% Polyester			S
Performance	407500-48	N/A	1	99% Polypropelene, 1% Poly			WS
Performance	407500-99	N/A	1	99% Polypropelene, 1% Poly			WS
Performance	407600-40	N/A	5	100% Polyester			S
Performance	407600-49	N/A	5	100% Polyester			S
Performance	407600-80	N/A	5	100% Polyester			S
Performance	407615-80	N/A	3	100% Polyester			S
Performance	407640-85	N/A	2	99% Polypropelene, 1% Poly			WS
Performance	407640-91	N/A	2	99% Polypropelene, 1% Poly			WS
Performance	407640-95	N/A	2	99% Polypropelene, 1% Poly			WS
Performance	407640-97	N/A	2	99% Polypropelene, 1% Poly			WS
<b>Performance</b>	<b>407700-48</b>	<b>N/A</b>	<b>5</b>	<b>100% Polyester</b>			<b>S</b>
<b>Performance</b>	<b>407700-84</b>	<b>N/A</b>	<b>5</b>	<b>100% Polyester</b>			<b>S</b>
Performance	408200-45	N/A	5	58% Poly Chenille, 42% Poly			S
Performance	408200-82	N/A	5	58% Poly Chenille, 42% Poly			S
Performance	408200-85	N/A	5	58% Poly Chenille, 42% Poly			S
Performance	408200-97	N/A	5	58% Poly Chenille, 42% Poly			S
<b>Performance</b>	<b>408300-45</b>	<b>N/A</b>	<b>2</b>	<b>100% Polyester</b>			<b>WS</b>
<b>Performance</b>	<b>408300-85</b>	<b>N/A</b>	<b>2</b>	<b>100% Polyester</b>			<b>WS</b>
<b>Performance</b>	<b>408300-95</b>	<b>N/A</b>	<b>2</b>	<b>100% Polyester</b>			<b>WS</b>
Performance	419500-40	N/A	4	78.5% Rayon, 21.5% Poly	0.063	0.063	W
Performance	419500-80	N/A	4	78.5% Rayon, 21.5% Poly	0.063	0.063	W
Performance	419500-83	N/A	4	78.5% Rayon, 21.5% Poly	0.063	0.063	W
Performance	419500-91	N/A	4	78.5% Rayon, 21.5% Poly	0.063	0.063	W

Handle	New Fabric Number	Old Fabric Number	Grade	Content	Repeat in Inches		Cleaning Code
					Hor.	Vert.	
Performance	419700-40	N/A	3	54% Olefin, 46% Polyester	0.063	0.063	W
Performance	419700-45	N/A	3	54% Olefin, 46% Polyester	0.063	0.063	W
Performance	419700-83	N/A	3	54% Olefin, 46% Polyester	0.063	0.063	W
Performance	419700-84	N/A	3	54% Olefin, 46% Polyester	0.063	0.063	W
Performance	501200-48	N/A	5	78% Polyester, 22% Poly Chenille	28.25	14	S
Performance	501200-95	N/A	5	78% Polyester, 22% Poly Chenille	28.25	14	S
Performance	602100-82	N/A	1	100% Polyester	0.1		SW
Performance	602100-83	N/A	1	100% Polyester	0.1		SW
Performance	602100-91	N/A	1	100% Polyester	0.1		SW
Performance	603100-40	N/A	3	75% Polyester; 25% Acrylic	4.8	9.1	SW
Performance	603100-81	N/A	3	75% Polyester; 25% Acrylic	4.8	9.1	SW
Performance	603100-84	N/A	3	75% Polyester; 25% Acrylic	4.8	9.1	SW
Performance	604100-81	N/A	4	86% Polyester; 14% Acylic	7.1	26.7	SW
Performance	604100-82	N/A	4	86% Polyester; 14% Acylic	7.1	26.7	SW
Performance	604100-84	N/A	4	86% Polyester; 14% Acylic	7.1	26.7	SW
Performance	604100-91	N/A	4	86% Polyester; 14% Acylic	7.1	26.7	SW
Performance	605100-44	N/A	2	100% Polyester	1.125		S
Performance	605100-81	N/A	2	100% Polyester	1.125		S
Performance	605100-85	N/A	2	100% Polyester	1.125		S
Performance	606100-68	N/A	5	53% Poly; 39% Rayon; 8% Linen	1		S
Performance	606100-85	N/A	5	53% Poly; 39% Rayon; 8% Linen	1		S
Performance	606100-99	N/A	5	53% Poly; 39% Rayon; 8% Linen	1		S
Performance	610100-26	N/A	5	94% Poly, 6% Poly Chenille	12	14.125	S
Performance	610100-91	N/A	5	94% Poly, 6% Poly Chenille	12	14.125	S
Performance	611100-82	N/A	5	52%Ray,28%UVPoly,14%Cot,5%Poly,1%Nyl	6.75	6.313	S
Performance	611200-44	N/A	5	100% Polyester	29.125	26.75	S
Performance	611200-48	N/A	5	100% Polyester	29.125	26.75	S
Performance	611200-81	N/A	5	100% Polyester	29.125	26.75	S
Performance	611200-96	N/A	5	100% Polyester	29.125	26.75	S
Performance	611300-48	N/A	4	59% Cotton, 41% Polyester	0.25	6	S
Performance	611400-48	N/A	3	69% Polyester, 31% Acrylic	11.8		S
Performance	611400-82	N/A	3	69% Polyester, 31% Acrylic	11.8		S
Performance	611400-85	N/A	3	69% Polyester, 31% Acrylic	11.8		S
Performance	611600-27	N/A	5	62% Polyester, 38% Cotton			S
Performance	611600-40	N/A	5	62% Polyester, 38% Cotton			S
Performance	611600-62	N/A	5	62% Polyester, 38% Cotton			S
Performance	612000-83	N/A	5	100% Polyester	13.875	13	S
Performance	612000-95	N/A	5	100% Polyester	13.875	13	S
Performance	612100-83	N/A	6	71% Rayon, 28% Poly, 1% Nylon	27.75	28.421	S
Performance	612100-85	N/A	6	71% Rayon, 28% Poly, 1% Nylon	27.75	28.421	S

Handle	New Fabric Number	Old Fabric Number	Grade	Content	Repeat in Inches		Cleaning Code
					Hor.	Vert.	
Performance	612200-45	N/A	2	82% Polyester, 18% Acrylic			WS
Performance	612200-82	N/A	2	82% Polyester, 18% Acrylic			WS
Performance	612200-84	N/A	2	82% Polyester, 18% Acrylic			WS
Performance	612300-83	N/A	2	55% Poly Chenille, 45% Poly			S
Performance	612300-84	N/A	2	55% Poly Chenille, 45% Poly			S
Performance	612300-91	N/A	2	55% Poly Chenille, 45% Poly			S
Performance	612400-45	N/A	3	100% Polyester	1.35	0.98	SW
Performance	612400-85	N/A	3	100% Polyester	1.35	0.98	SW
Performance	612400-95	N/A	3	100% Polyester	1.35	0.98	SW
Performance	612500-26	N/A	2	100% Polyester	0.5	1	WS
Performance	612500-45	N/A	2	100% Polyester	0.5	1	WS
Performance	612500-88	N/A	2	100% Polyester	0.5	1	WS
Performance	612600-20	N/A	3	100% Polyester			WS
Performance	612700-95	N/A	5	48%Rayon, 29%Poly, 23%Cot	14.25	9.125	S
Performance	613000-31	N/A	6	82% Ray, 16% Poly, 2% Nylon	0.188	2.875	W
Performance	613000-48	N/A	6	82% Ray, 16% Poly, 2% Nylon	0.188	2.875	W
Performance	613000-65	N/A	6	82% Ray, 16% Poly, 2% Nylon	0.188	2.875	W
Performance	613000-81	N/A	6	82% Ray, 16% Poly, 2% Nylon	0.188	2.875	W
Performance	613000-83	N/A	6	82% Ray, 16% Poly, 2% Nylon	0.188	2.875	W
Performance	613000-85	N/A	6	82% Ray, 16% Poly, 2% Nylon	0.188	2.875	W
Performance	613000-90	N/A	6	82% Ray, 16% Poly, 2% Nylon	0.188	2.875	W
Performance	613000-91	N/A	6	82% Ray, 16% Poly, 2% Nylon	0.188	2.875	W
Performance	613000-95	N/A	6	82% Ray, 16% Poly, 2% Nylon	0.188	2.875	W
Performance	613000-97	N/A	6	82% Ray, 16% Poly, 2% Nylon	0.188	2.875	W
Performance	613600-84	N/A	5	59% Polypropelene, 41% Poly	14	18	WS
Performance	613600-88	N/A	5	59% Polypropelene, 41% Poly	14	18	WS
Performance	613600-99	N/A	5	59% Polypropelene, 41% Poly	14	18	WS
Performance	613700-40	N/A	6	63% Poly Chenille, 37% Poly	14.25	20.25	S
Performance	613700-84	N/A	6	63% Poly Chenille, 37% Poly	14.25	20.25	S
Performance	613800-27	N/A	6	76% Poly, 24% Poly Chenille	28.5	15	S
Performance	613800-40	N/A	6	76% Poly, 24% Poly Chenille	28.5	15	S
Performance	613900-81	N/A	2	100% Polyester	0.5	6.1	WS
Performance	613900-84	N/A	2	100% Polyester	0.5	6.1	WS
Performance	613900-88	N/A	2	100% Polyester	0.5	6.1	WS
Performance	613900-91	N/A	2	100% Polyester	0.5	6.1	WS
Performance	613900-95	N/A	2	100% Polyester	0.5	6.1	WS
Performance	613900-99	N/A	2	100% Polyester	0.5	6.1	WS
Performance	614000-17	N/A	6	65%Poly,31%PolyChen,4% acrylic		26.5	S
Performance	700900-00	N/A	6	55% Polyester, 45% Poly Chenille	14.5	26.875	S
Performance	701100-44	N/A	3	100% Polyester	14.5	15.2	SW

Handle	New Fabric Number	Old Fabric Number	Grade	Content	Repeat in Inches		Cleaning Code
					Hor.	Vert.	
Performance	701100-83	N/A	3	100% Polyester	14.5	15.2	SW
Performance	701100-95	N/A	3	100% Polyester	14.5	15.2	SW
Performance	702100-42	N/A	5	72% Poly; 14% Cotton; 7% Rayon	6.875	6.5	S
Performance	702100-85	N/A	5	72% Poly; 14% Cotton; 7% Rayon	6.875	6.5	S
Performance	702100-91	N/A	5	72% Poly; 14% Cotton; 7% Rayon	6.875	6.5	S
Performance	705100-48	N/A	6	65% Cotton; 35% Polyester	14.5	15	S
Performance	705100-95	N/A	6	65% Cotton; 35% Polyester	14.5	15	S
Performance	706100-00	N/A	6	87% Polyester, 13% Cotton	12	14.125	S
Performance	706100-95	N/A	6	87% Polyester, 13% Cotton	12	14.125	S
Performance	707100-26	N/A	3	100% Polyester	14.2	14.1	WS
Performance	707100-48	N/A	3	100% Polyester	14.2	14.1	WS
Performance	707100-82	N/A	3	100% Polyester	14.2	14.1	WS
Performance	707100-88	N/A	3	100% Polyester	14.2	14.1	WS
Performance	707200-45	N/A	6	57% Polyester, 43% Poly Chen	14	13.75	S
Performance	707300-48	N/A	6	60% Polyestery, 40% Poly Chen	14.5	29.375	S
Performance	707300-85	N/A	6	60% Polyestery, 40% Poly Chen	14.5	29.75	S
Performance	707700-24	N/A	4	100% Polyester	14.2	18.3	WS
Performance	707700-65	N/A	4	100% Polyester	14.2	18.3	WS
Performance	708100-68	N/A	6	53% Poly Chenille, 47% Poly			S
Performance	708100-95	N/A	6	53% Poly Chenille, 47% Poly			S
Performance	708200-95	N/A	3	50%Poly,24%Cot,12%Ray,14%Lin			WS
Performance	708300-45	N/A	6	100% Polyester	3.375	4	S
Performance	708300-95	N/A	6	100% Polyester	3.375	4	S
Performance	708400-45	N/A	6	58% Cot,29% Ray,7%PCRPoly,5%Poly,1% Nyl	4.625	5.375	S
Performance	708500-91	N/A	4	100% Polyester			WS
Performance	708500-97	N/A	4	100% Polyester			WS
Performance	708500-99	N/A	4	100% Polyester			WS
<b>Performance</b>	<b>708600-45</b>	<b>N/A</b>	<b>6</b>	<b>88%Poly, 12% Poly Chenille</b>	<b>13.5</b>	<b>13.5</b>	<b>S</b>
<b>Performance</b>	<b>708600-84</b>	<b>N/A</b>	<b>6</b>	<b>88% Poly, 12% Poly Chenille</b>	<b>13.5</b>	<b>13.5</b>	<b>S</b>
<b>Performance</b>	<b>708700-45</b>	<b>N/A</b>	<b>6</b>	<b>100% Polyester</b>	<b>4.5</b>	<b>4.625</b>	<b>S</b>
<b>Performance</b>	<b>708700-84</b>	<b>N/A</b>	<b>6</b>	<b>100% Polyester</b>	<b>4.5</b>	<b>4.625</b>	<b>S</b>
Performance	709000-45	N/A	6	63% Poly Chen, 37% Polyester	14.5	12.75	S
Performance	709000-88	N/A	6	63% Poly Chen, 37% Polyester	14.5	12.75	S
Performance	709000-91	N/A	6	63% Poly Chen, 37% Polyester	14.5	12.75	S

Cleaning Codes: S= Solvent; W = Water; SW - Diluted Solvent; DC - Dry Clean Only

### We now have 2 Performance Handles

Fabrics in **Bold Print** are New April 2022 Market Introductions

# Married Cover Program

## I. RECLINING CHAIRS

STYLE	COVERS AVAILABLE	MATCHING GRADED COVER IF AVAILABLE	PRICE
3020	984800-97	912500-97 (L1)	\$3,469
<b>3033</b>	<b>980014-48, -83</b>	<b>920600-48, -83 (L1)</b>	<b>\$3,629</b>
3079	983400-48*, -81	920600-48*, -81 (L1)	\$3,799
<b>3156**</b>	<b>980013-89, -91</b>	<b>922000-89, -91 (I1)</b>	<b>\$4,619</b>
<b>3318</b>	<b>980013-82, -91</b>	<b>922000-82, -91 (L1)</b>	<b>\$3,629</b>
<b>3322</b>	<b>980013-84, -89</b>	<b>922000-84, -89 (I1)</b>	<b>\$3,469</b>
3410	980015-85, -87	922100-85, -87 (L1)	\$3,799
4029	980015-87, -97	922100-87, -97 (L1)	\$3,799
4104	980007-69, -83, -91	921500-69,-83,-91 (L1)	\$3,959
4114	980008-48, -69, -88	N/A	\$3,139
4115	980008-48, -69, -88	N/A	\$3,199
4128	980008-48, -69, -88	N/A	\$3,469
4130BY	980008-48, -69, -88	N/A	\$3,529
4866	980015-28,-48*, -65, -87, -97	922100-28,48*,65,87,97 (L1)	\$3,799
5005	985200-88	921100-88 (L1)	\$2,969
5007	985200-88	921100-88 (L1)	\$2,969
7103/SG**	985200-81, -88	921100-81, -88 (L1)	\$4289/\$4439

## II. LUXURY MOTION SEATING

STYLE	COVERS AVAILABLE	MATCHING GRADED COVER IF AVAILABLE	PRICE
<b>916-90 Motion Sofa</b>	<b>980013-82, -91</b>	<b>922000-82, -91 (L1)</b>	<b>\$8,909</b>
<b>916-35 Recliner</b>			<b>\$4,789</b>
<b>960-90 Motion Sofa</b>	<b>980013-82, -91</b>	<b>922000-82, -91 (L1)</b>	<b>\$10,229</b>
<b>960-35 Recliner</b>			<b>\$5,449</b>



### III. STATIONARY SEATING

STYLE	COVERS AVAILABLE	MATCHING GRADED COVER IF AVAILABLE	PRICE
<b>318-95 Sofa</b>	<b>980013-82, -91</b>	<b>922000-82, -91 (L1)</b>	<b>\$5,939</b>
<b>318-25 Chair</b>			<b>\$3,139</b>
<b>318-OT Ottoman</b>			<b>\$1,159</b>
<b>318-25SW Swivel Chair</b>			<b>\$3,299</b>
<b>3318 Recliner</b>			<b>\$3,629</b>
<b>448-95 Sofa</b>	<b>980014-48, -83</b>	<b>920600-48, -83 (L1)</b>	<b>\$6,599</b>
<b>448-25 Chair</b>			<b>\$3,629</b>
<b>448-OT Ottoman</b>			<b>\$1,549</b>
<b>448-25SW Swivel Chair</b>			<b>\$3,799</b>
579-95 Sofa	983400- <b>48*</b> , -81	920600- <b>48*</b> , -81 (L1)	\$6,109
579-75 Loveseat			\$5,939
579-25 Chair			\$3,469
579-OT Ottoman			\$1,389
3079 Recliner			\$3,799
780-95 Sofa	980015- <b>48*</b> , -85, -87	922100-48, -85, -87 (L1)	\$6,269
780-75 Loveseat			\$6,109
780-25 Chair			\$3,629
780-OT Ottoman			\$1,419
866-95 Sofa	980015-28,- <b>48*</b> , -65, -87, -97	922100-28, <b>48*</b> ,65,87,97 (L1)	\$5,939
866-75 Loveseat			\$5,779
866-25 Chair			\$3,469
866-OT Ottoman			\$1,319
4866 Recliner			\$3,799

#### MARRIED COVER PROGRAM PROVISIONS:

**No other style/leather combinations other than those listed will be accepted**

**Power Recliner Option - available on all recliners and wallhugger/swivel glider recliners**

**Power Options: (PB) = Power Button; (BB) Power Button with Battery Pack**

**\*\* Styles features a Power Headrest (standard with power)**

**Orders from this program still offer a choice of finish and nails (where applicable) at no upcharge**



BRADINGTON-YOUNG

## Sensible Seating Married Cover Program

### RECLINING CHAIRS

STYLE	COVERS AVAILABLE	MC LEATHER PRICE	GR 1 PERFORMANCE FABRIC PRICE
2050	980009-48, -82, -84, -88, -97, -99	\$3,629	\$3,299
2053	980009-48, -82, -84, -88, -97, -99	\$3,629	\$3,299
2059	980009-48, -82, -84, -88, -97, -99	\$3,629	\$3,299
3007	980009-48, -82, -84, -88, -97, -99	\$3,629	\$3,299
3032	980009-48, -82, -84, -88, -97, -99	\$3,629	\$3,299
3080	980009-48, -82, -84, -88, -97, -99	\$3,299	\$2,969
3084	980009-48, -82, -84, -88, -97, -99	\$3,299	\$2,969
3547	980009-48, -82, -84, -88, -97, -99	\$3,299	\$2,969
4009	980009-48, -82, -84, -88, -97, -99	\$3,299	\$2,969
4020	980009-48, -82, -84, -88, -97, -99	\$3,799	\$3,629
4040	980009-48, -82, -84, -88, -97, -99	\$3,629	\$3,299
4508-BY	980009-48, -82, -84, -88, -97, -99	\$3,299	\$2,969
7084/SG	980009-48, -82, -84, -88, -97, -99	\$3299/\$3449	\$2969/\$3119
7508/SG	980009-48, -82, -84, -88, -97, -99	\$3299/\$3449	\$2969/\$3119

### MARRIED COVER PROGRAM PROVISIONS:

No other style/leather combinations other than those listed will be accepted

Power Options: (PB) = Power Button - \$100 upcharge; (BB) Power Button with Battery Pack - \$200 upcharge


980009 Married Cover Colors = 922900-48, -82, -84, -88, -97, -99 in hide form

Orders from this program still offer a choice of finish and nails (if applicable) at no upcharge

**Reclining Chairs**

Photo	Style	Cover/BYX Item ID	Price
	3020 Plantation Finish, Gunmetal Nails	984800-97 BYX-3020984800-97	\$ 3,469.00
	3410 Plantation Finish, Natural Brass Nails	980015-85 BYX-3410980015-85PLBN	\$ 3,799.00
		980015-87 BYX-3410980015-87PLBN	
	4104 Mahogany Finish, Natural Brass Nails	980007-69 BYX-4104980007-69MHBN	\$ 3,959.00
	4104 New Classiques Finish, Gunmetal Nails	980007-83 BYX-4104980007-83NCGM	
	4104 Stone Finish, Pewter Nails	980007-91 BYX-4104980007-91STPN	
	4114 Mahogany Finish, French Natural Nails	980008-48 BYX-4114980008-48MHFN	\$ 3,139.00
		980008-69 BYX-4114980008-69MHFN	
		980008-88 BYX-4114980008-88MHFN	


**Stationary Seating**

Photo	Style	Cover/BYX Item ID	Price
	780-95, -25, -OT Plantation Finish, Natural Brass Nails, Tapered Leg	980015-85 BYX-780-95980015-85PLBNTap	\$ 6,269.00
		980015-85 BYX-780-25980015-85PLBNTap	\$ 3,629.00
		980015-85 BYX-780-OT980015-85PLBNTap	\$ 1,419.00

## Stationary Seating cont.

	780-95, -25, -OT Plantation Finish, Natural Brass Nails, Tapered Leg	980015-87 BYX-780-95980015-87PLBNTap	\$ 6,269.00
		980015-87 BYX-780-25980015-87PLBNTap	\$ 3,629.00
		980015-87 BYX-780-OT980015-87PLBNTap	\$ 1,419.00
	866-95, -25, -OT Plantation Finish, Natural Brass Nails, Turned Leg	980015-87 BYX-866-95980015-87PLNBTur	\$ 5,939.00
		980015-87 BYX-866-25980015-87PLNBTur	\$ 3,469.00
		980015-87 BYX-866-OT980015-87PLNBTur	\$ 1,319.00
	4866 Recliner Plantation Finish, Natural Brass Nails, Turned Leg	980015-87 BYX-4866980015-87PLNBTur	\$ 3,799.00
	866-95, -25, -OT Plantation Finish, Gunmetal Nails , Tapered Leg	980015-97 BYX-866-95980015-97PLGMTap	\$ 5,939.00
		980015-97 BYX-866-25980015-97PLGMTap	\$ 3,469.00
		980015-97 BYX-866-OT980015-97PLGMTap	\$ 1,319.00
	4866 Recliner Plantation Finish, Gunmetal Nails, Tapered Leg	980015-97 BYX-4866980015-97PLGMTap	\$ 3,799.00

### Power Motion Program

Photo	Style	Cover/BYX Item ID	Price
	3020 Plantation Finish, Gunmetal Nails WITH POWER BUTTON	984800-97 BYX-3020PB984800-97	\$ 3,619.00

## Power Motion Program cont.

	<p>4114 Mahogany Finish, French Natural Nails WITH POWER BUTTON</p>	<p>980008-88 BYX-4114PB980008-88MHFN</p>	<p>\$ 3,289.00</p>
	<p>8010 Power Lift Chair (POWER WAND)</p>	<p>400478-06 BYX-8010PW400478-06</p>	<p>\$ 3,859.00</p>
	<p>916-90 Luxury Motion Sofa, Plantation Finish, Gunmetal Nails WITH MOTION BUTTON</p>	<p><b>Cover will switch to 980013-82/-91 when inventory allows</b></p>	<p>\$ 8,909.00</p>
	<p>916-35 Luxury Motion Recliner, Plantation Finish, Gunmetal Nails WITH MOTION BUTTON</p>	<p><b>Cover will switch to 980013-82/-91 when inventory allows</b></p>	<p>\$ 4,789.00</p>
	<p>960-90 Luxury Motion Sofa, Plantation Finish, Gunmetal Nails WITH MOTION BUTTON</p>	<p><b>Cover will switch to 980013-82/-91 when inventory allows</b></p>	<p>\$ 10,229.00</p>
	<p>960-35 Luxury Motion Recliner, Plantation Finish, Gunmetal Nails WITH MOTION BUTTON</p>	<p><b>Cover will switch to 980013-82/-91 when inventory allows</b></p>	<p>\$ 5,449.00</p>

**All items are stocked as listed and ship within 72 hours of credit approval**

# Plaza Midwood Program

## Moderately Scaled Stationary....Your Way

To create your own casual, moderately-scaled Stationary Sofa or Sectional....choose from the following options....

- One of our arm style designs listed below
- Your Cover
- Your Foot (Tapered Leg (STD) or Conical Leg (Optional))
- Your Finish: Choose from one of our Premium Wood Finishes
- Your Nail Head Trim: Choose from one of our Nail Head Finishes (773, 774, 873 and 874 arms only)

All pieces in the program are designed with the same engineered hardwood frame construction. These stationary SKUs feature an 8-way hand tied spring system with a standard Spring Down seat cushion that provides optimum seating comfort and lasting quality. Each piece features loose back pillows. All styles are available in leather, fabric, or leather/fabric combination.

Style 770 / 870– Madison Series: Transitional Roll Arm (Nail Trim not Available)

Style 771 / 871 – Melville Series: Modern Track Arm (Nail Trim Not Available)

Style 772 / 872 – Marleigh Series: Modern Flared Arm (Nail Trim Not Available)

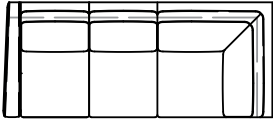
Style 773 / 873 – Manning Series: Modern Shaped Arm (Standard with Nail head trim, No Nail option available)

Style 774 /874 – Mallory Series: Transitional Key Arm (Standard with Nail head trim, No Nail option available)

All arm styles offer multiple seating configurations along with a companion swivel chair and recliner. Line drawings and dimensions of the various pieces that are available in the collection are shown on the next page. The full range of components allow for a wide variety of configurations, thus providing the ability to fit in almost any scale of room.

# Seating Configuration Options

## Sectional Items

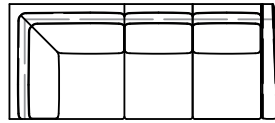


### LAF Corner Return Sofa

#### 8-Way Tie

770-93: 89W x 37 1/2D x 36H  
 771-93: 88W x 37 1/2D x 36H  
 772-93: 90W x 37 1/2D x 36H  
 773-93: 88 1/2W x 37 1/2D x 36H  
 774-93: 90W x 37 1/2D x 36H

870-93: 93W x 41 1/2D x 36H  
 871-93: 92W x 41 1/2D x 36H  
 872-93: 94W x 41 1/2D x 36H  
 873-93: 92 1/2W x 41 1/2D x 36H  
 874-93: 94W x 41 1/2D x 36H  
 Seat Width: 68 (770), 72 (870)

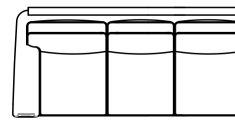


### RAF Corner Return Sofa

#### 8-Way Tie

770-94: 89W x 37 1/2D x 36H  
 771-94: 88W x 37 1/2D x 36H  
 772-94: 90W x 37 1/2D x 36H  
 773-94: 88 1/2W x 37 1/2D x 36H  
 774-94: 90W x 37 1/2D x 36H

870-94: 93W x 41 1/2D x 36H  
 871-94: 92W x 41 1/2D x 36H  
 872-94: 94W x 41 1/2D x 36H  
 873-94: 92 1/2W x 41 1/2D x 36H  
 874-94: 94W x 41 1/2D x 36H  
 Seat Width: 68 (770), 72 (870)

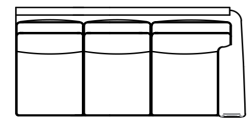


### LAF Stationary Sofa

#### 8-Way Tie

770-83: 74 1/2W x 37 1/2D x 36H  
 771-83: 73 1/2W x 37 1/2D x 36H  
 772-83: 75 1/2W x 37 1/2D x 36H  
 773-83: 74W x 37 1/2D x 36H  
 774-83: 75 1/2W x 37 1/2D x 36H

870-83: 74 1/2W x 41 1/2D x 36H  
 871-83: 73 1/2W x 41 1/2D x 36H  
 872-83: 75 1/2W x 41 1/2D x 36H  
 873-83: 74W x 41 1/2D x 36H  
 874-83: 75 1/2W x 41 1/2D x 36H  
 Seat Width: 69

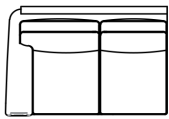


### RAF Stationary Sofa

#### 8-Way Tie

770-84: 74 1/2W x 37 1/2D x 36H  
 771-84: 73 1/2W x 37 1/2D x 36H  
 772-84: 75 1/2W x 37 1/2D x 36H  
 773-84: 74W x 37 1/2D x 36H  
 774-84: 75 1/2W x 37 1/2D x 36H

870-84: 74 1/2W x 41 1/2D x 36H  
 871-84: 73 1/2W x 41 1/2D x 36H  
 872-84: 75 1/2W x 41 1/2D x 36H  
 873-84: 74W x 41 1/2D x 36H  
 874-84: 75 1/2W x 41 1/2D x 36H  
 Seat Width: 69

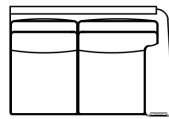


### LAF Stationary

#### Loveseat 8-Way Tie

770-57: 51 1/2W x 37 1/2D x 36H  
 771-57: 50 1/2W x 37 1/2D x 36H  
 772-57: 52 1/2W x 37 1/2D x 36H  
 773-57: 51W x 37 1/2D x 36H  
 774-57: 52 1/2W x 37 1/2D x 36H

870-57: 51 1/2W x 41 1/2D x 36H  
 871-57: 50 1/2W x 41 1/2D x 36H  
 872-57: 52 1/2W x 41 1/2D x 36H  
 873-57: 51W x 41 1/2D x 36H  
 874-57: 52 1/2W x 41 1/2D x 36H  
 Seat Width: 46

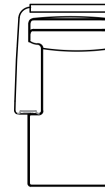


### RAF Stationary

#### Loveseat 8-Way Tie

770-58: 51 1/2W x 37 1/2D x 36H  
 771-58: 50 1/2W x 37 1/2D x 36H  
 772-58: 52 1/2W x 37 1/2D x 36H  
 773-58: 51W x 37 1/2D x 36H  
 774-58: 52 1/2W x 37 1/2D x 36H

870-58: 51 1/2W x 41 1/2D x 36H  
 871-58: 50 1/2W x 41 1/2D x 36H  
 872-58: 52 1/2W x 41 1/2D x 36H  
 873-58: 51W x 41 1/2D x 36H  
 874-58: 52 1/2W x 41 1/2D x 36H  
 Seat Width: 46

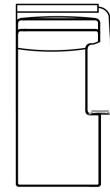


### LAF Stationary Chaise

#### 8-Way Hand Tie

770-41: 28 1/2W x 65D x 36H  
 771-41: 27 1/2W x 65D x 36H  
 772-41: 29 1/2W x 65D x 36H  
 773-41: 28W x 65D x 36H  
 774-41: 29 1/2W x 65D x 36H

870-41: 28 1/2W x 69D x 36H  
 871-41: 27 1/2W x 69D x 36H  
 872-41: 29 1/2W x 69D x 36H  
 873-41: 28W x 69D x 36H  
 874-41: 29 1/2W x 69D x 36H  
 Seat Width: 23

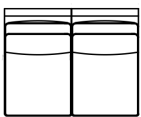


### RAF Stationary Chaise

#### 8-Way Hand Tie

770-42: 28 1/2W x 65D x 36H  
 771-42: 27 1/2W x 65D x 36H  
 772-42: 29 1/2W x 65D x 36H  
 773-42: 28W x 65D x 36H  
 774-42: 29 1/2W x 65D x 36H

870-42: 28 1/2W x 69D x 36H  
 871-42: 27 1/2W x 69D x 36H  
 872-42: 29 1/2W x 69D x 36H  
 873-42: 28W x 69D x 36H  
 874-42: 29 1/2W x 69D x 36H  
 Seat Width: 23



### Armless Stationary

#### Loveseat 8-Way Tie

770-78: 46W x 37 1/2D x 36H  
 771-78: 46W x 37 1/2D x 36H  
 772-78: 46W x 37 1/2D x 36H  
 773-78: 46W x 37 1/2D x 36H  
 774-78: 46W x 37 1/2D x 36H

870-78: 46W x 41 1/2D x 36H  
 871-78: 46W x 41 1/2D x 36H  
 872-78: 46W x 41 1/2D x 36H  
 873-78: 46W x 41 1/2D x 36H  
 874-78: 46W x 41 1/2D x 36H  
 Seat Width: 46

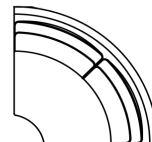


### Armless Stationary

#### Chair 8-Way Tie

770-38: 23W x 37 1/2D x 36H  
 771-38: 23W x 37 1/2D x 36H  
 772-38: 23W x 37 1/2D x 36H  
 773-38: 23W x 37 1/2D x 36H  
 774-38: 23W x 37 1/2D x 36H

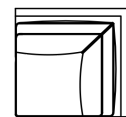
870-38: 23W x 41 1/2D x 36H  
 871-38: 23W x 41 1/2D x 36H  
 872-38: 23W x 41 1/2D x 36H  
 873-38: 23W x 41 1/2D x 36H  
 874-38: 23W x 41 1/2D x 36H  
 Seat Width: 23



### Corner Wedge 8-Way Tie

770-68: 47W x 37 1/2D x 36H  
 771-68: 47W x 37 1/2D x 36H  
 772-68: 47W x 37 1/2D x 36H  
 773-68: 47W x 37 1/2D x 36H  
 774-68: 47W x 37 1/2D x 36H  
 Wedge Wall Space: 47

870-68: 47W x 41 1/2D x 36H  
 871-68: 47W x 41 1/2D x 36H  
 872-68: 47W x 41 1/2D x 36H  
 873-68: 47W x 41 1/2D x 36H  
 874-68: 47W x 41 1/2D x 36H  
 Wedge Wall Space: 51  
 Seat Width: 15-48 (770), 15-50 (870)




### True Corner 8-Way Tie

770-66: 37 1/2W x 37 1/2D x 36H  
 771-66: 37 1/2W x 37 1/2D x 36H  
 772-66: 37 1/2W x 37 1/2D x 36H  
 773-66: 37 1/2W x 37 1/2D x 36H  
 774-66: 37 1/2W x 37 1/2D x 36H

870-66: 41 1/2W x 41 1/2D x 36H  
 871-66: 41 1/2W x 41 1/2D x 36H  
 872-66: 41 1/2W x 41 1/2D x 36H  
 873-66: 41 1/2W x 41 1/2D x 36H  
 874-66: 41 1/2W x 41 1/2D x 36H  
 Seat Width: 22 (770), 26 (870)

## Standalone Items



### Corner Ottoman

770-CO: 32W x 32D x 20H  
771-CO: 32W x 32D x 20H  
772-CO: 32W x 32D x 20H  
773-CO: 32W x 32D x 20H  
774-CO: 32W x 32D x 20H

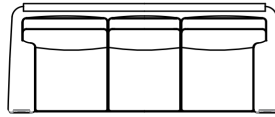
870-CO: 36W x 36D x 20H  
871-CO: 36W x 36D x 20H  
872-CO: 36W x 36D x 20H  
873-CO: 36W x 36D x 20H  
874-CO: 36W x 36D x 20H



### Sectional Ottoman

770-SO: 46W x 32D x 20H  
771-SO: 46W x 32D x 20H  
772-SO: 46W x 32D x 20H  
773-SO: 46W x 32D x 20H  
774-SO: 46W x 32D x 20H

870-SO: 46W x 36D x 20H  
871-SO: 46W x 36D x 20H  
872-SO: 46W x 36D x 20H  
873-SO: 46W x 36D x 20H  
874-SO: 46W x 36D x 20H

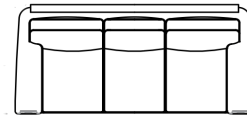


### Stationary Sofa 8-Way Tie

770-95: 86W x 37 1/2D x 36H  
771-95: 84W x 37 1/2D x 36H  
772-95: 88W x 37 1/2D x 36H  
773-95: 85W x 37 1/2D x 36H  
774-95: 88W x 37 1/2D x 36H

870-95: 86W x 41 1/2D x 36H  
871-95: 84W x 41 1/2D x 36H  
872-95: 88W x 41 1/2D x 36H  
873-95: 85W x 41 1/2D x 36H  
874-95: 88W x 41 1/2D x 36H

Seat Width: 75

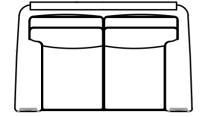


### Studio Stationary Sofa 8-Way Tie

770-86: 80W x 37 1/2D x 36H  
771-86: 78W x 37 1/2D x 36H  
772-86: 82W x 37 1/2D x 36H  
773-86: 79W x 37 1/2D x 36H  
774-86: 82W x 37 1/2D x 36H

870-86: 80W x 41 1/2D x 36H  
871-86: 78W x 41 1/2D x 36H  
872-86: 82W x 41 1/2D x 36H  
873-86: 79W x 41 1/2D x 36H  
874-86: 82W x 41 1/2D x 36H

Seat Width: 69

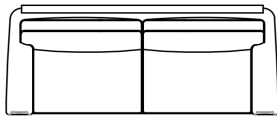


### Stationary Loveseat 8-Way Tie

770-75: 57W x 37 1/2D x 36H  
771-75: 55W x 37 1/2D x 36H  
772-75: 59W x 37 1/2D x 36H  
773-75: 56W x 37 1/2D x 36H  
774-75: 59W x 37 1/2D x 36H

870-75: 57W x 41 1/2D x 36H  
871-75: 55W x 41 1/2D x 36H  
872-75: 59W x 41 1/2D x 36H  
873-75: 56W x 41 1/2D x 36H  
874-75: 59W x 41 1/2D x 36H

Seat Width: 46

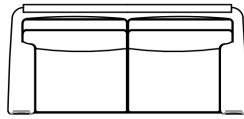


### 2/2 Stationary Sofa 8-Way Tie

770-97: 86W x 37 1/2D x 36H  
771-97: 84W x 37 1/2D x 36H  
772-97: 88W x 37 1/2D x 36H  
773-97: 85W x 37 1/2D x 36H  
774-97: 88W x 37 1/2D x 36H

870-97: 86W x 41 1/2D x 36H  
871-97: 84W x 41 1/2D x 36H  
872-97: 88W x 41 1/2D x 36H  
873-97: 85W x 41 1/2D x 36H  
874-97: 88W x 41 1/2D x 36H

Seat Width: 75

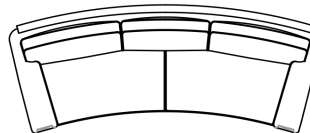


### Studio 2/2 Stationary Sofa 8-Way Tie

770-87: 80W x 37 1/2D x 36H  
771-87: 78W x 37 1/2D x 36H  
772-87: 82W x 37 1/2D x 36H  
773-87: 79W x 37 1/2D x 36H  
774-87: 82W x 37 1/2D x 36H

870-87: 80W x 41 1/2D x 36H  
871-87: 78W x 41 1/2D x 36H  
872-87: 82W x 41 1/2D x 36H  
873-87: 79W x 41 1/2D x 36H  
874-87: 82W x 41 1/2D x 36H

Seat Width: 69

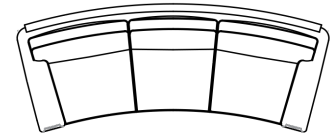


### 3/2 Curved Conversation Sofa 8-Way Tie

770-98: 100W x 46D x 36H  
771-98: 100 1/2W x 46D x 36H  
772-98: 99W x 46D x 36H  
773-98: 99W x 46D x 36H  
774-98: 100W x 46D x 36H

870-98: 100W x 50D x 36H  
871-98: 100 1/2W x 50D x 36H  
872-98: 99W x 50D x 36H  
873-98: 99W x 50D x 36H  
874-98: 100W x 50D x 36H

Seat Width: 67-82 (770), 67-83 (870)



### 3/3 Curved Conversation Sofa 8-Way Tie

770-99: 100W x 46D x 36H  
771-99: 100 1/2W x 46D x 36H  
772-99: 99W x 46D x 36H  
773-99: 99W x 46D x 36H  
774-99: 100W x 46D x 36H

870-99: 100W x 50D x 36H  
871-99: 100 1/2W x 50D x 36H  
872-99: 99W x 50D x 36H  
873-99: 99W x 50D x 36H  
874-99: 100W x 50D x 36H

Seat Width: 67-82 (770), 67-83 (870)



### Stationary Chair 8-Way Tie

770-25: 34W x 37 1/2D x 36H  
771-25: 32W x 37 1/2D x 36H  
772-25: 36W x 37 1/2D x 36H  
773-25: 33W x 37 1/2D x 36H  
774-25: 36W x 37 1/2D x 36H

870-25: 34W x 37 1/2D x 36H  
871-25: 32W x 37 1/2D x 36H  
872-25: 36W x 37 1/2D x 36H  
873-25: 33W x 37 1/2D x 36H  
874-25: 36W x 37 1/2D x 36H

Seat Width: 23



### Ottoman

770-OT: 26W x 19D x 17H  
771-OT: 26W x 19D x 17H  
772-OT: 26W x 19D x 17H  
773-OT: 26W x 19D x 17H  
774-OT: 27W x 19 1/2D x 17H

870-OT: 26W x 23D x 17H  
871-OT: 26W x 23D x 17H  
872-OT: 26W x 23D x 17H  
873-OT: 26W x 23D x 17H  
874-OT: 27W x 23 1/2D x 17H



### Swivel Chair 8-Way Tie

770-25SW: 34W x 37 1/2D x 36H  
771-25SW: 32W x 37 1/2D x 36H  
772-25SW: 36W x 37 1/2D x 36H  
773-25SW: 33W x 37 1/2D x 36H  
774-25SW: 36W x 37 1/2D x 36H

870-25SW: 34W x 41 1/2D x 36H  
871-25SW: 32W x 41 1/2D x 36H  
872-25SW: 36W x 41 1/2D x 36H  
873-25SW: 33W x 41 1/2D x 36H  
874-25SW: 36W x 41 1/2D x 36H

Seat Width: 23



### Recliner

3770: 31W x 40D x 41 1/2H  
3771: 30W x 40D x 41 1/2H  
3772: 32W x 40D x 41 1/2H  
3773: 31 1/2W x 40D x 41 1/2H  
3774: 32W x 40D x 41 1/2H

Seat Width: 20 1/2



### Wallhugger or Swivel Recliner

7770: 32W x 41D x 42H  
7771: 29 1/2W x 41D x 42H  
7772: 31 1/2W x 41D x 42H  
7773: 31 1/2W x 41D x 42H  
7774: 31 1/2W x 41D x 42H

Seat Width: 21

## SELECT YOUR LEG



Tapered



Cone

700/800 Seat Height: 20  
700/800 Arm Height: 25  
700 Seat Depth: 22  
800 Seat Depth: 16

CRAFTED IN THE  
**USA**



# Luxe For Living Program

## Luxury Stationary and Motion....Your Way

To create your own Stationary/Motion Sofa or Sectional....choose the following options....

- One of our arm style designs listed below
- Your Cover
- Your Stitching Treatment (Welt or Double-Needle)
- Your Foot (Turned Leg or Tapered Leg)
- Your Finish: Choose from one of our Premium Wood Finishes
- Your Nail Head Trim: Choose from one of our Nail Head Finishes

All pieces in the program are designed with the same engineered hardwood frame construction. Stationary SKUs feature an 8-way hand tied spring system while our Motion SKUs feature a sinuous wire spring system. The standard seat cushion is Spring-Down which provides optimum seating comfort and lasting quality. Each motion piece features semi-attached back pillows while each stationary piece features loose pillow backs. All styles are available in leather, fabric or leather & fabric combination.

Style 201 – Raymond Series: Modern Track Arm Design (Nail Trim not Available)

Style 202 – Reece Series: Pleated Roll Arm Design (Standard with Nail Head Trim, No Nail option available)

Style 203 – Revelin Series: Elegant arm design with front pleat (Standard with Nail head trim, No Nail option available)

Style 204 – Raiden Series: Traditional Pad over arm (Standard with Nail head trim, No Nail option available)

Style 206 – Robinson Series: Teardrop roll arm (Standard with Nail head trim, No nail option available)

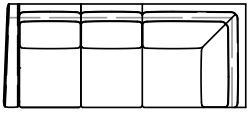
All styles offer multiple configurations. Line drawings and dimensions of the various pieces that are available in the collection are shown on the next page. The full range of components allow for a wide variety of configurations, thus providing the ability to fit in almost any scale of room.

### **\*\*\* Important Information for configuring your Sectional \*\*\***

**Due to the use of different seat spring units, it is recommended that you not mix Stationary and Motion SKUs within the same sectional. Please also be aware of placement of motion pieces. For example, placing an armless recliner directly beside a true corner or corner return sofa may not allow the recliner to open properly due to direct placement perpendicular to another piece.**

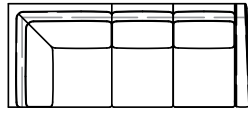
# Seating Configuration Options

## Motion - Sectional Items



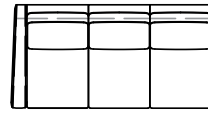
**LAF Sofa Corner Return Recliner At Arm w/ Articulating Headrest**

201-73: 98W x 43 1/2D x 41H  
 202-73: 101W x 43 1/2D x 41H  
 203-73: 98W x 43 1/2D x 41H  
 204-73: 99W x 43 1/2D x 41H  
 206-73: 101W x 43 1/2D x 41H



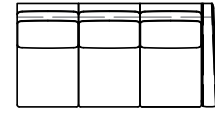
**RAF Sofa Corner Return Recliner At Arm w/ Articulating Headrest**

201-74: 98W x 43 1/2D x 41H  
 202-74: 101W x 43 1/2D x 41H  
 203-74: 98W x 43 1/2D x 41H  
 204-74: 99W x 43 1/2D x 41H  
 206-74: 101W x 43 1/2D x 41H



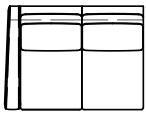
**LAF Sofa Recliner At Arm w/ Articulating Headrest**

201-61: 80 1/2W x 43 1/2D x 41H  
 202-61: 83W x 43 1/2D x 41H  
 203-61: 80 1/2W x 43 1/2D x 41H  
 204-61: 82W x 43 1/2D x 41H  
 206-61: 83 1/2W x 43 1/2D x 41H



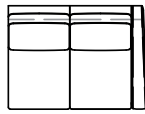
**RAF Sofa Recliner At Arm w/ Articulating Headrest**

201-62: 80 1/2W x 43 1/2D x 41H  
 202-62: 83W x 43 1/2D x 41H  
 203-62: 80 1/2W x 43 1/2D x 41H  
 204-62: 82W x 43 1/2D x 41H  
 206-62: 83 1/2W x 43 1/2D x 41H



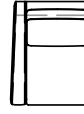
**LAF Loveseat Recliner At Arm w/ Articulating Headrest**

201-55: 55 1/2W x 43 1/2D x 41H  
 202-55: 58 1/2W x 43 1/2D x 41H  
 203-55: 55 1/2W x 43 1/2D x 41H  
 204-55: 57W x 43 1/2D x 41H  
 206-55: 58 1/2W x 43 1/2D x 41H



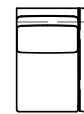
**RAF Loveseat Recliner At Arm w/ Articulating Headrest**

201-56: 55 1/2W x 43 1/2D x 41H  
 202-56: 58 1/2W x 43 1/2D x 41H  
 203-56: 55 1/2W x 43 1/2D x 41H  
 204-56: 57W x 43 1/2D x 41H  
 206-56: 58 1/2W x 43 1/2D x 41H



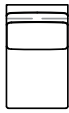
**LAF Outside Arm Chair Full Recline w/ Articulating Headrest**

201-17: 30 1/2W x 43 1/2D x 41H  
 202-17: 33 1/2W x 43 1/2D x 41H  
 203-17: 30 1/2W x 43 1/2D x 41H  
 204-17: 32W x 43 1/2D x 41H  
 206-17: 33 1/2W x 43 1/2D x 41H



**RAF Outside Arm Chair Full Recline w/ Articulating Headrest**

201-18: 30 1/2W x 43 1/2D x 41H  
 202-18: 33 1/2W x 43 1/2D x 41H  
 203-18: 30 1/2W x 43 1/2D x 41H  
 204-18: 32W x 43 1/2D x 41H  
 206-18: 33 1/2W x 43 1/2D x 41H



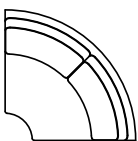
**Armless Chair Full Recline w/ Articulating Headrest**

201-33: 25W x 43 1/2D x 41H  
 202-33: 25W x 43 1/2D x 41H  
 203-33: 25W x 43 1/2D x 41H  
 204-33: 25W x 43 1/2D x 41H  
 206-33: 25W x 43 1/2D x 41H



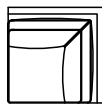
**Armless Chair**

201-37: 25W x 43 1/2D x 41H  
 202-37: 25W x 43 1/2D x 41H  
 203-37: 25W x 43 1/2D x 41H  
 204-37: 25W x 43 1/2D x 41H  
 206-37: 25W x 43 1/2D x 41H



**Corner Wedge**

201-67: 75W x 43 1/2D x 41H  
 202-67: 75W x 43 1/2D x 41H  
 203-67: 75W x 43 1/2D x 41H  
 204-67: 75W x 43 1/2D x 41H  
 206-67: 75W x 43 1/2D x 41H  
 Wedge Wall Space: 49 1/2



**True Corner**

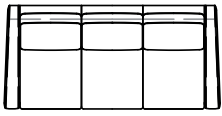
201-65: 43 1/2W x 43 1/2D x 41H  
 202-65: 43 1/2W x 43 1/2D x 41H  
 203-65: 43 1/2W x 43 1/2D x 41H  
 204-65: 43 1/2W x 43 1/2D x 41H  
 206-65: 43 1/2W x 43 1/2D x 41H



**Straight Console with Back & Storage**


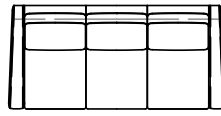
201-07: 14W x 43D x 37H  
 202-07: 14W x 43D x 37H  
 203-07: 14W x 43D x 37H  
 204-07: 14W x 43D x 37H  
 206-07: 14W x 43D x 37H

## Motion - Standalone Items




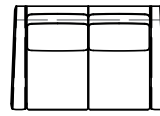
### L and R Full Recline w/Articulating Headrest

201-97: 86W x 43 1/2D x 41H  
 202-97: 92W x 43 1/2D x 41H  
 203-97: 86W x 43 1/2D x 41H  
 204-97: 89W x 43 1/2D x 41H  
 206-97: 92W x 43 1/2D x 41H



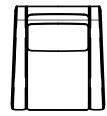
### L and R Full Recline w/Articulating Headrest

201-90: 86W x 43 1/2D x 41H  
 202-90: 92W x 43 1/2D x 41H  
 203-90: 86W x 43 1/2D x 41H  
 204-90: 89W x 43 1/2D x 41H  
 206-90: 92W x 43 1/2D x 41H



### Loveseat L and R Full Recline w/Articulating Headrest

201-70: 61W x 43 1/2D x 41H  
 202-70: 67W x 43 1/2D x 41H  
 203-70: 61W x 43 1/2D x 41H  
 204-70: 64W x 43 1/2D x 41H  
 206-70: 67W x 43 1/2D x 41H



### Chair Full Recline w/Articulating Headrest

201-35: 36W x 43 1/2D x 41H  
 202-35: 42W x 42 1/2D x 41H  
 203-35: 36W x 45 1/3D x 41H  
 204-35: 39W x 43 1/2D x 41H  
 206-35: 42W x 43 1/2D x 41H

 = reclining position

## Additional Options

In addition to choosing your cover, finish and nailhead. Luxe for Living also allows you to choose the your power option, back style, leg and stitch treatments.



Welt



Double-Needle



Turned



Tapered



One-Piece Back



Two-Piece Back  
 Add -2 to the end of style number



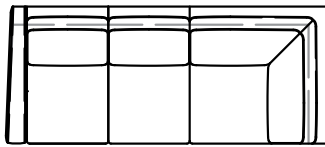
**STANDARD POWER BUTTON OPTION:** Using the touch-buttons located in the inside arm of your luxury motion furniture, you can easily adjust the footrest and headrest.



**LUMBAR POWER BUTTON OPTION:** On the lumbar power button option, you can easily adjust the footrest, headrest and lumbar support. Available with an upcharge.

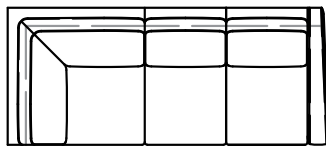
# Seating Configuration Options

## Stationary - Sectional Items



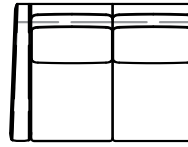
**LAF Corner Return Sofa  
8-Way Tie**

201-93: 98W x 43 1/2D x 41H  
 202-93: 101W x 43 1/2D x 41H  
 203-93: 98W x 43 1/2D x 41H  
 204-93: 99W x 43 1/2D x 41H  
 206-93: 101W x 43 1/2D x 41H



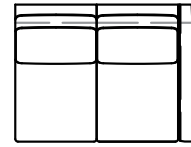
**RAF Corner Return Sofa  
8-Way Tie**

201-94: 98W x 43 1/2D x 41H  
 202-94: 101W x 43 1/2D x 41H  
 203-94: 98W x 43 1/2D x 41H  
 204-94: 99W x 43 1/2D x 41H  
 206-94: 101W x 43 1/2D x 41H



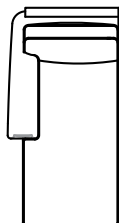
**LAF Stationary  
Loveseat 8-Way Tie**

201-57: 55 1/2W x 43 1/2D x 41H  
 202-57: 58 1/2W x 43 1/2D x 41H  
 203-57: 55 1/2W x 43 1/2D x 41H  
 204-57: 57W x 43 1/2D x 41H  
 206-57: 58 1/2W x 43 1/2D x 41H



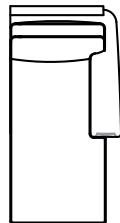
**RAF Stationary  
Loveseat 8-Way Tie**

201-58: 55 1/2W x 43 1/2D x 41H  
 202-58: 58 1/2W x 43 1/2D x 41H  
 203-58: 55 1/2W x 43 1/2D x 41H  
 204-58: 57W x 43 1/2D x 41H  
 206-58: 58 1/2W x 43 1/2D x 41H



**LAF Stationary Chaise  
8-Way Hand Tie**

201-41: 31W x 72D x 41H  
 202-41: 34 1/2W x 72D x 41H  
 203-41: 31W x 72D x 41H  
 204-41: 32W x 72D x 41H  
 206-41: 34 1/2W x 72D x 41H



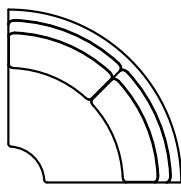
**RAF Stationary Chaise  
8-Way Hand Tie**

201-42: 31W x 72D x 41H  
 202-42: 34 1/2W x 72D x 41H  
 203-42: 31W x 72D x 41H  
 204-42: 32W x 72D x 41H  
 206-42: 34 1/2W x 72D x 41H



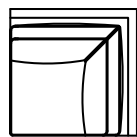
**Armless Chair**

201-38: 25W x 43 1/2D x 41H  
 202-38: 25W x 43 1/2D x 41H  
 203-38: 25W x 43 1/2D x 41H  
 204-38: 25W x 43 1/2D x 41H  
 206-38: 25W x 43 1/2D x 41H



**Corner Wedge 8-Way Tie**

201-68: 75W x 43 1/2D x 41H  
 202-68: 75W x 43 1/2D x 41H  
 203-68: 75W x 43 1/2D x 41H  
 204-68: 75W x 43 1/2D x 41H  
 206-68: 75W x 43 1/2D x 41H  
 Wedge Wall Space: 49 1/2



**True Corner  
8-Way Hand Tie**

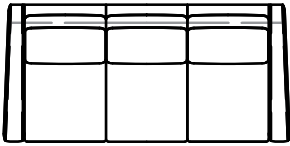
201-66: 43 1/2W x 43 1/2D x 41H  
 202-66: 43 1/2W x 43 1/2D x 41H  
 203-66: 43 1/2W x 43 1/2D x 41H  
 204-66: 43 1/2W x 43 1/2D x 41H  
 206-66: 43 1/2W x 43 1/2D x 41H



**Straight Console with  
Back & Storage**

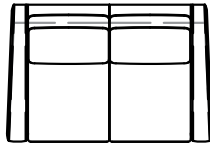
201-07: 14W x 43D x 37H  
 202-07: 14W x 43D x 37H  
 203-07: 14W x 43D x 37H  
 204-07: 14W x 43D x 37H  
 206-07: 14W x 43D x 37H

## Stationary - Standalone Items



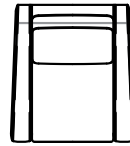
**Stationary Sofa**  
**8-Way Tie**

201-95: 86W x 43 1/2D x 41H  
202-95: 92W x 43 1/2D x 41H  
203-95: 86W x 43 1/2D x 41H  
204-95: 89W x 43 1/2D x 41H  
206-95: 92W x 43 1/2D x 41H



**Stationary Loveseat**  
**8-Way Tie**

201-75: 61W x 43 1/2D x 41H  
202-75: 67W x 43 1/2D x 41H  
203-75: 67W x 43 1/2D x 41H  
204-75: 64W x 43 1/2D x 41H  
206-75: 67W x 43 1/2D x 41H



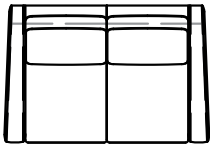
**Stationary Chair**  
**8-Way Tie**

201-25: 36W x 43 1/2D x 41H  
202-25: 42W x 43 1/2D x 41H  
203-25: 36W x 43 1/2D x 41H  
204-25: 39W x 43 1/2D x 41H  
206-25: 42W x 43 1/2D x 41H



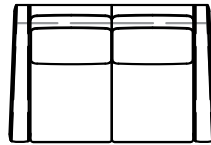
**Ottoman**

201-OT: 28W x 20 1/2D x 18 1/2H  
202-OT: 28W x 20 1/2D x 18 1/2H  
203-OT: 28W x 20 1/2D x 18 1/2H  
204-OT: 28W x 20 1/2D x 18 1/2H  
206-OT: 28W x 20 1/2D x 18 1/2H




**Queen Power Sleep Sofa**

201-79: 75W x 41 1/2D x 40 1/2H  
202-79: 80W x 41 1/2D x 40 1/2H  
203-79: 75W x 41 1/2D x 40 1/2H  
204-79: 77W x 41 1/2D x 40 1/2H  
206-79: 80W x 41 1/2D x 40 1/2H  
Full Sleeper Length: 87



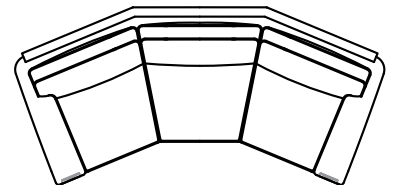
**Queen Manual Sleep Sofa**

201-89: 75W x 41 1/2D x 40 1/2H  
202-89: 80W x 41 1/2D x 40 1/2H  
203-89: 75W x 41 1/2D x 40 1/2H  
204-89: 77W x 41 1/2D x 40 1/2H  
206-89: 80W x 41 1/2D x 40 1/2H  
Full Sleeper Length: 87



**Swivel Chair**  
**8-Way Tie**

201-25SW: 33W x 40 1/2D x 40H  
202-25SW: 39W x 40 1/2D x 40H  
203-25SW: 33W x 40 1/2D x 40H  
204-25SW: 36W x 40 1/2D x 40H  
206-25SW: 39W x 40 1/2D x 40H



**Stationary Angled Sofa**  
**8-Way Tie**

201-99: 113W x 54 1/2D x 41H  
202-99: 113W x 54 1/2D x 41H  
203-99: 113W x 54 1/2D x 41H  
204-99: 113W x 54 1/2D x 41H  
206-99: 113W x 54 1/2D x 41H

## Additional Options

In addition to choosing your cover, finish and nailhead. Luxe for Living also allows you to choose the your power option, back style, leg and stitch treatments.



Welt



Double-Needle



Turned



Tapered



One-Piece Back



Two-Piece Back

Add -2 to the end of style number



**STANDARD POWER**

**BUTTON OPTION:** Using the touch-buttons located in the inside arm of your luxury motion furniture, you can easily adjust the footrest and headrest.



**LUMBAR POWER BUTTON**

**OPTION:** On the lumbar power button option, you can easily adjust the footrest, headrest and lumbar support. Available with an upcharge.

# Luxury Motion Seating Program – Power Footrest

## Luxury Motion....Your Way

To create your own Motion Sofa or Sectional....choose the following options....

- One of our style designs featured below
- Your Cover
- Your Finish: Choose from one of our Premium Wood Finishes
- Your Nail Head Trim: Choose from one of our Nail Head Finishes

All pieces in the program are designed with the same engineered hardwood frame construction, featuring a sinuous wire spring system. The standard seat cushion is Spring-Down that provides optimum seating comfort and lasting quality. Each piece features semi-attached back pillows. All of the styles are available in leather, leather & fabric combination, or all fabric.

Style 916 – Newman Series: Casual Pub back style with a teardrop roll arm  
(Available with nail head trim)

Style 920 – Whitaker Series: Casual, traditional style with a pleated panel arm  
(Available with nail head trim)

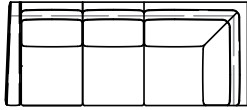
All styles offer multiple configurations. Line drawings and dimensions of the various pieces that are available in the collection are shown on the next 2 pages. The full range of components allow for a wide variety of configurations, thus providing the ability to fit in almost any scale of room.

### **\*\*\* Important Information for configuring your selection \*\*\***

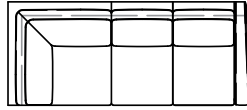
Reclining SKUs can connect to other reclining SKUs, however due to the additional frame panel this will create a  $\frac{3}{4}$ " gap on the back of the frame if the configuration is designed to connect them. Motion seats are not designed to connect exactly to other motion seats. Please make sure when designing your configuration selection that you keep this in mind:

For example: Use the (-70) Double Reclining Loveseat SKU versus trying to connect a (-17) LAF recliner with a (-18) RAF recliner when configuring a dual-seat motion loveseat.

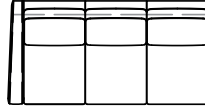
# Seating Configuration Options



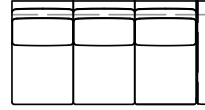
**LAF Corner Return Sofa**  
**Recline at Arm**  
 916-73: 95W x 41D x 40H  
 920-73: 94W x 41D x 40H



**RAF Corner Return Sofa**  
**Recline at Arm**  
 916-74: 95W x 41D x 40H  
 920-74: 94W x 41D x 40H



**LAF One Arm Sofa**  
**Recline at Arm**  
 916-61: 79 1/2W x 41D x 40H  
 920-61: 78 1/2W x 41D x 40H



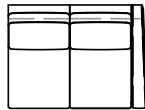
**RAF One Arm Sofa**  
**Recline at Arm**  
 916-62: 79 1/2W x 41D x 40H  
 920-62: 78 1/2W x 41D x 40H



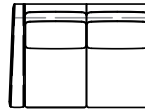
**Straight Console**  
**w/Back with Storage**  
 916-07: 14W x 39D x 39 3/5H  
 920-07: 14W x 39D x 39 3/5H



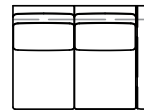
**LAF Loveseat**  
**Recline at Arm**  
 916-55: 56W x 41D x 40H  
 920-55: 55W x 41D x 40H



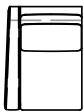
**RAF Loveseat**  
**Recline at Arm**  
 916-56: 56W x 41D x 40H  
 920-56: 55W x 41D x 40H



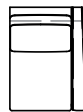
**LAF Stationary Loveseat**  
 916-57: 56W x 41D x 40H  
 920-57: 55W x 41D x 40H



**RAF Stationary Loveseat**  
 916-58: 56W x 41D x 40H  
 920-58: 55W x 41D x 40H



**LAF Outside Arm**  
**Full Recline**  
 916-17: 32 1/2W x 41D x 40H  
 920-17: 31 1/2W x 41D x 40H



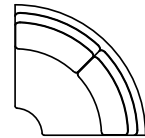
**RAF Outside Arm**  
**Full Recline**  
 916-18: 32 1/2W x 41D x 40H  
 920-18: 31 1/2W x 41D x 40H



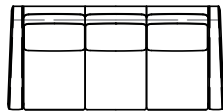
**Armless Stationary Chair**  
 916-38: 23 1/2W x 41D x 40H  
 920-38: 23 1/2W x 41D x 40H




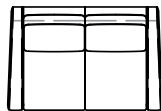
**Armless Chair**  
**Full Recline**  
 916-33: 23 1/2W x 41D x 40H  
 920-33: 23 1/2W x 41D x 40H



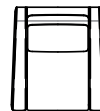
**Corner Wedge**  
 916-68: 70W x 41D x 40H  
 920-68: 70W x 41D x 40H  
 Wedge Wall Space: 49 1/2



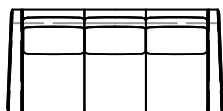
**Sofa - Full Recline at Both Arms**  
 916-90: 88W x 41D x 40H  
 920-90: 86W x 41D x 40H



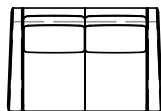
**Loveseat - Full Recline at Both Arms**  
 916-70: 67W x 41D x 40H  
 920-70: 59W x 41D x 40H



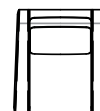
**Chair - Full Recline**  
 916-35: 38W x 41D x 40H  
 920-35: 36W x 41D x 40H



**Stationary Sofa**  
 916-95: 88W x 41D x 40H  
 920-95: 86W x 41D x 40H




**Stationary Loveseat**  
 916-75: 65W x 41D x 40H  
 920-75: 64W x 41D x 40H



**Stationary Chair**  
 916-25: 38W x 41D x 40H  
 920-25: 36W x 41D x 40H



**Ottoman**  
 916-OT: 27W x 19D x 18H  
 920-OT: 27W x 19D x 18H

 = reclining position

# Luxury Motion Seating Program – Power Footrest & Headrest

## Luxury Motion with Power Headrests.... Your Way

To create your own Motion Sofa or Sectional.... choose the following options....

- One of our style designs featured below
- Your Cover
- Your Finish: Choose from one of our Premium Wood Finishes
- Your Nail Head Trim: Choose from one of our Nail Head Finishes

All pieces in the program are designed with the same engineered hardwood frame construction, featuring a sinuous wire spring system. The standard seat cushion is Spring-Down that provides optimum seating comfort and lasting quality. Each piece features semi-attached back pillows. All of the styles are available in leather, leather & fabric combination, or all fabric.

Style 960 – Imagine Series: Transitional two-piece back style with an extended arm panel (Available with nail head trim)

Style 962 – Discovery Series: Traditional pub back style with a roll arm (Available with nail head trim)

Style 968 – Nicoletta Series: Transitional Track Arm (Standard with Nail head trim, No nail version also available)

Style 969 – Raven Series: Casual Pub back style with a teardrop roll arm (Standard with nail head trim, No nail version also available)

All styles offer multiple configurations. Line drawings and dimensions of the various pieces that are available in the collection are shown on the next page. The full range of components allow for a wide variety of configurations, thus providing the ability to fit in almost any scale of room.

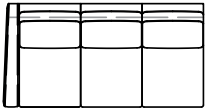
### **\*\*\* Important Information for configuring your selection \*\*\***

Reclining SKUs can connect to other reclining SKUs; however, motion items have an additional frame panel which would create a ¾" gap on the back of the frame if the configuration is designed to connect them. Motion seats are not designed to connect precisely to other motion seats. Please make sure you do not place an armless recliner (-33) next to a true corner (-66). Please make sure when designing your configuration selection that you keep this in mind:

For example: Use the (-70) Double Reclining Loveseat SKU versus trying to connect a (-17) LAF recliner with a (-18) RAF recliner when configuring a dual-seat motion loveseat.

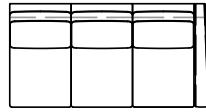


# Seating Configuration Options



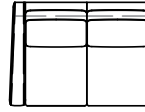
## LAF Corner Sofa at Arm w/Power Headrest

960-61: 79W x 41 1/2D x 42H  
 962-61: 79W x 41D x 42H  
 968-61: 77 1/2W x 42 1/2D x 42 1/2H  
 969-61: 80 1/2W x 42 1/2D x 42 1/2H



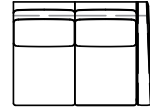
## RAF Corner Sofa at Arm w/Power Headrest

960-62: 79W x 41 1/2D x 42H  
 962-62: 79W x 41D x 42H  
 968-62: 77 1/2W x 42 1/2D x 42 1/2H  
 969-62: 80 1/2W x 42 1/2D x 42 1/2H



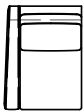
## LAF Loveseat Recline at Arm w/Power Headrest

960-55: 56W x 41 1/2D x 42H  
 962-55: 56W x 41D x 42H  
 968-55: 54 1/2W x 41D x 40H  
 969-55: 56 1/2W x 42 1/2D x 42 1/2H



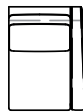
## RAF Loveseat Recline at Arm w/Power Headrest

960-56: 56W x 41 1/2D x 42H  
 962-56: 56W x 41D x 42H  
 968-56: 54 1/2W x 41D x 40H  
 969-56: 56 1/2W x 42 1/2D x 42 1/2H



## LAF Outside Arm Chair Full Recline w/Power Headrest

960-17: 28 1/2W x 41D x 42H  
 962-17: 28 1/2W x 41D x 42H  
 968-17: 29 1/2W x 42 1/2D x 42 1/2H  
 969-17: 32 1/2W x 42 1/2D x 42 1/2H



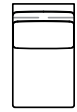
## RAF Outside Arm Chair Full Recline w/Power Headrest

960-18: 28 1/2W x 41D x 42H  
 962-18: 28 1/2W x 41D x 42H  
 968-18: 29 1/2W x 42 1/2D x 42 1/2H  
 969-18: 32 1/2W x 42 1/2D x 42 1/2H



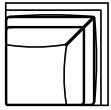
## Armless Chair

960-38: 24W x 41D x 42H  
 962-38: 24W x 41D x 42H  
 968-38: 24W x 42 1/2D x 42 1/2H  
 969-38: 24W x 42 1/2D x 42 1/2H



## Armless Chair Full Recline

960-33: 24W x 41D x 42H  
 962-33: 24W x 41D x 42H  
 968-33: 24W x 42 1/2D x 42 1/2H  
 969-33: 24W x 42 1/2D x 42 1/2H



## True Corner

960-66: 41W x 41D x 42H  
 962-66: 41W x 41D x 42H  
 968-66: 42 1/2W x 42 1/2D x 42 1/2H  
 969-66: 42 1/2W x 42 1/2D x 42 1/2H



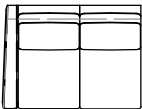
## Straight Console w/Back

960-09: 14W x 41D x 39H  
 962-09: 14W x 41D x 39H  
 968-09: 14W x 42 1/2D x 39H  
 969-09: 14W x 42 1/2D x 39H



## Straight Console w/Back & Storage

960-07: 14W x 41D x 39H  
 962-07: 14W x 41D x 39H  
 968-07: 14W x 42 1/2D x 39H  
 969-07: 14W x 42 1/2D x 39H



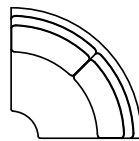
## Stationary LAF Loveseat

960-57: 56W x 41 1/2D x 42H  
 962-57: 56W x 41D x 42H  
 968-57: 54 1/2W x 41D x 40H  
 969-57: 56 1/2W x 42 1/2D x 42 1/2H



## Stationary RAF Loveseat

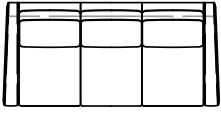
960-58: 56W x 41 1/2D x 42H  
 962-58: 56W x 41D x 42H  
 968-58: 54 1/2W x 41D x 40H  
 969-58: 56 1/2W x 42 1/2D x 42 1/2H



## Corner Wedge

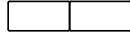
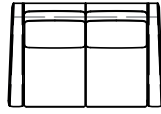
960-68: 72W x 41 1/2D x 42H  
 962-68: 72W x 41D x 42H  
 968-68: 73W x 45D x 42 1/2H  
 969-68: 72W x 42 1/2D x 42 1/2H

# Seating Configuration Options (continued)



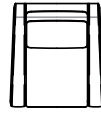
## Sofa - Recline at Both Arms w/Power Headrest

960-90: 86 1/2W x 41 1/2D x 42H  
 962-90: 87W x 41D x 42H  
 968-90: 82W x 42 1/2D x 42 1/2H  
 969-90: 88W x 42 1/2D x 42 1/2H



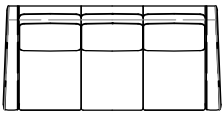
## Loveseat - Recline at Both Arms w/Power Headrest

960-70: 64 1/2W x 41 1/2D x 42H  
 962-70: 65W x 41D x 42H  
 968-70: 59W x 42 1/2D x 42 1/2H  
 969-70: 65W x 42 1/2D x 42 1/2H



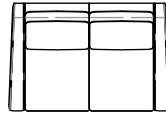
## Chair - Full Recline w/Power Headrest

960-35: 40W x 41 1/2D x 42H  
 962-35: 40W x 41D x 42H  
 968-35: 34W x 42 1/2D x 42 1/2H  
 969-35: 41W x 42 1/2D x 42 1/2H



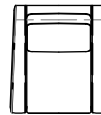
## Stationary Sofa

960-95: 86 1/2W x 41 1/2D x 42H  
 962-95: 87W x 41D x 42H  
 968-95: 82W x 42 1/2D x 42 1/2H  
 969-95: 88W x 42 1/2D x 42 1/2H



## Stationary Loveseat

960-75: 64 1/2W x 41 1/2D x 42H  
 962-75: 65W x 41D x 42H  
 968-75: 59W x 42 1/2D x 42 1/2H  
 969-75: 65W x 42 1/2D x 42 1/2H



## Stationary Chair

960-25: 40W x 41 1/2D x 42H  
 962-25: 40W x 41D x 42H  
 968-25: 34W x 42 1/2D x 42 1/2H  
 969-25: 41W x 42 1/2D x 42 1/2H



## Ottoman

960-OT: 27W x 19D x 17 1/2H  
 962-OT: 27W x 19D x 17 1/2H  
 968-OT: 27W x 19D x 17 1/2H  
 969-OT: 27W x 19D x 17 1/2H



**STANDARD POWER BUTTON OPTION:** Using the touch-buttons located in the inside arm of your luxury motion furniture, you can easily adjust the footrest and headrest.



**LUMBAR POWER BUTTON OPTION:** On the lumbar power button option, you can easily adjust the footrest, headrest and lumbar support. Available with an upcharge.

 = reclining position

## Sectional Seating by Design

Sectional Seating by Design allows you to choose:

- Your Configuration
- Your Arm
- Nail Head Trim
- Turned Leg (Bun Foot) or a Tapered Leg
- Your Finish
- Double-Needle or Welt

**\*\* Armless and one-armed pieces are not “finished” on the side where there is not an arm. Can be done for an upcharge. See page 9 for upcharge\*\***

All pieces in the program are designed with the same engineered hardwood frame construction, featuring a bench-made eight-way hand-tied spring system. The seating consists of a blend-down cushion that provides optimum seating comfort. Each piece features loose back cushions that are firmly secured with Velcro. This allows the backs to be removed and fluffed for continued comfort and appeal. All of the styles are available in leather, leather & fabric combination, or all fabric.

Style 220, 3220 – WARNER Series: Scooped Panel Arm with Nail Head Trim

Style 221, 3221 – STERLING Series: Bombay Arm with Nail Head Trim

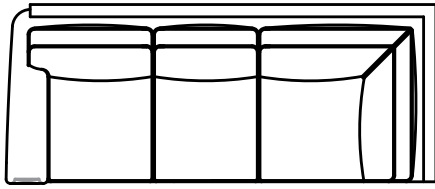
Style 223, 3223 – HANLEY Series: Track Arm (Nail Head Trim UNAVAILABLE)

Style 229, 3229 – RANDLEMAN Series: Shaped Pad Arm with Nail Head Trim

All styles offer multiple configurations. Line drawings and dimensions of the various pieces available in the collection are shown on the next page. The full range of components allow for a wide variety of configurations, thus providing the ability to fit in almost any scale of room. In addition, each style has 2 size sofas, matching chair and ottoman, as well as a correlating recliner.

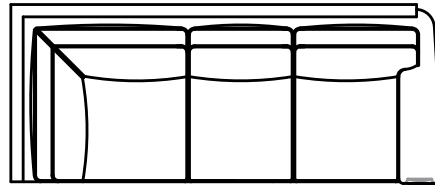
# Seating Configuration Options

## Sectional Items



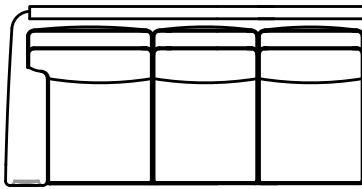
### LAF Corner Return Sofa

220-93: 97W x 40D x 37H  
 221-93: 97W x 40D x 37H  
 223-93: 95W x 40D x 37H  
 229-93: 94 1/2W x 40D x 37H



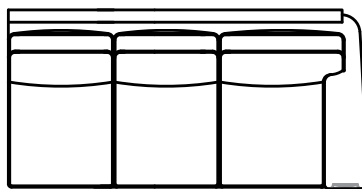
### RAF Corner Return Sofa

220-94: 97W x 40D x 37H  
 221-94: 97W x 40D x 37H  
 223-94: 95W x 40D x 37H  
 229-94: 94 1/2W x 40D x 37H



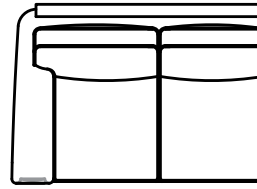
### LAF Sofa

220-83: 82W x 40D x 37H  
 221-83: 82W x 40D x 37H  
 223-83: 80W x 40D x 37H  
 229-83: 79W x 40D x 37H



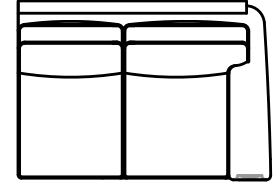
### RAF Sofa

220-84: 82W x 40D x 37H  
 221-84: 82W x 40D x 37H  
 223-84: 80W x 40D x 37H  
 229-84: 79W x 40D x 37H



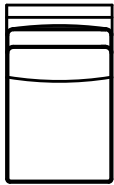
### LAF Loveseat

220-57: 58W x 40D x 37H  
 221-57: 58W x 40D x 37H  
 223-57: 56W x 40D x 37H  
 229-57: 55W x 40D x 37H



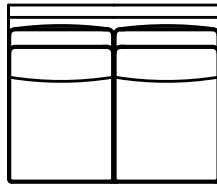
### RAF Loveseat

220-58: 58W x 40D x 37H  
 221-58: 58W x 40D x 37H  
 223-58: 56W x 40D x 37H  
 229-58: 55W x 40D x 37H



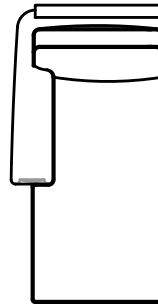
### Armless Chair

220-38: 24W x 40D x 37H  
 221-38: 24W x 40D x 37H  
 223-38: 24W x 40D x 37H  
 229-38: 24W x 40D x 37H



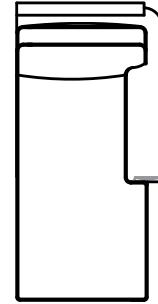
### Armless Loveseat

220-78: 48W x 40D x 37H  
 221-78: 48W x 40D x 37H  
 223-78: 48W x 40D x 37H  
 229-78: 48W x 40D x 37H



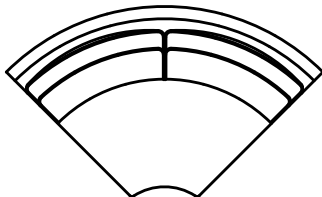
### LAF Chaise

220-41: 35W x 67D x 37H  
 221-41: 35W x 67D x 37H  
 223-41: 33W x 67D x 37H  
 229-41: 32W x 67D x 37H



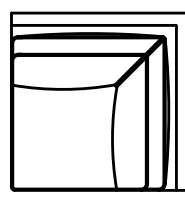
### RAF Chaise

220-42: 35W x 67D x 37H  
 221-42: 35W x 67D x 37H  
 223-42: 33W x 67D x 37H  
 229-42: 32W x 67D x 37H



### Corner Wedge

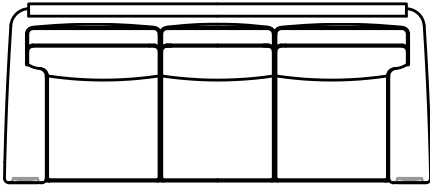
220-68: 71W x 42 1/2D x 37H  
 221-68: 71W x 42 1/2D x 37H  
 223-68: 71W x 42D x 37H  
 229-68: 72W x 42 1/2D x 37H



### True Corner Wedge

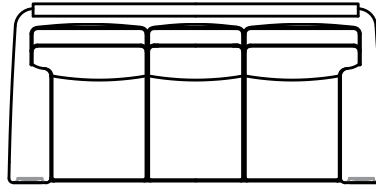
220-66: 40W x 40D x 37H  
 221-66: 40W x 40D x 37H  
 223-66: 40W x 40D x 37H  
 229-66: 40W x 40D x 37H

## Standalone Items



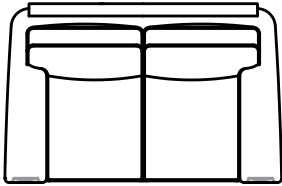
### Large Sofa

220-96: 95W x 40D x 37H  
 221-96: 95W x 40D x 37H  
 223-96: 93W x 40D x 37H  
 229-96: 87W x 40D x 37H



### Sofa

220-95: 84W x 40D x 37H  
 221-95: 83W x 40D x 37H  
 223-95: 81W x 40D x 37H  
 229-95: 77W x 40D x 37H



### Loveseat

220-75: 63W x 40D x 37H  
 221-75: 63W x 40D x 37H  
 223-75: 59W x 40D x 37H  
 229-75: 57W x 40D x 37H



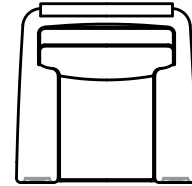
### Chair

220-25: 41W x 40D x 37H  
 221-25: 41W x 40D x 37H  
 223-25: 37W x 40D x 37H  
 229-25: 35W x 40D x 37H



### Ottoman

220-OT: 25 3/4W x 19 3/4D x 17H  
 221-OT: 25 3/4W x 19 3/4D x 17H  
 223-OT: 25 3/4W x 19 3/4D x 17H  
 229-OT: 25 3/4W x 19 3/4D x 17H



### Recliner

3220: 36W x 39D x 40 1/2H  
 3221: 38W x 38D x 40 1/2H  
 3223: 33W x 38D x 40 1/2H  
 3229: 31W x 38D x 41H

## Additional Options

In addition to choosing your cover, finish and nailhead. Sectional Seating by Design also allows you to choose the leg of your choice as well as the welt or stitch that you prefer.



Turned



Tapered




Double-Needle



Welt

## Fabric/Leather Collage Recliner Format & Pricing



1. Choose your Recliner
2. Choose the leather as the Primary Cover Selection
3. Choose any fabric for the Inside areas (ex. Seat Cushion, Inside Back) as contrasting cover locations
4. Choose any Grade 1 - 3 Outside Fabric (if collage includes outside fabric preference)

**Collage Pricing following the above format = 10% off of Graded leather chosen in #2**

(If a Grade IV - VI Fabric is chosen for Outside (#4) - the all leather price applies based on leather selection in #2)

**\*\*\* Please note: Fabric/Leather Placement remains the same on each style regardless of the fabric leather choice. If placement is changed in any way, please refer to the all leather pricing for that style. \*\*\***

## Fabric/Leather Collage Sofa Format & Pricing



1. Choose any sofa
2. Primary Cover = Leather of choice
3. Inside Contrasting Parts = (Seat cushion, inside back etc.) = Fabric of choice
4. Outside Contrasting Parts = Any Grade 1 - 3 Fabric

Collage pricing using above format = 10% off of Graded leather choice (#2)

**\*\*\* Any deviation from above format results in all leather pricing \*\*\***

## LEATHER DESCRIPTIONS

### **901200 Finished**

Outsider has a smooth, tight grain texture. Its unique tannage provides a luxurious drape and suppleness of hand highlighted by a new kela design effect. A light clear coat application to the surface enhances the endurance of this lightly protected leather. It is not always possible to assure the consistency of coloration or grain structure.

### **906700 Finished**

Epyrean offers a soft, smooth, consistent grain along with a fresh, modern color palette. Epyrean is embossed with a tight grain and has a machine applied two-tone effect. This stylish leather will offer the consumer consistency, a stain and wearability story as well as a silky hand leading to the appeal of many people. It is not always possible to assure the consistency of coloration or grain structure.

### **907200 Finished**

Dorado is a natural, top grain leather that has been fully aniline dyed. Every hide goes through a light buffing process to clean the surface from every small imperfection and prepare them to receive a light coat of pigment colors. A fine print is then applied to help every hide develop into the dry drum a beautiful uniform natural grain. The unique two-tone aniline kela effect gives this leather its distinctive look and character. Shade and grain variations are still possible in this type of leather.

### **910400 Finished**

Corinthian is a natural, top-grain leather that combines a super-soft touch with a beautiful transparent finishing technique designed to highlight the article's natural characteristics. Each hide is meticulously dyed to create a two-toned effect that produces subtle contrasts throughout each piece upholstered in the leather. Durable enough to perform for today's energetic families, yet soft and supple enough to impress even the most discriminating leather enthusiast, Corinthian offers the best of both worlds. It is not always possible to assure the consistency of coloration or grain structure.

### **911000 Finished**

Aspen features a very soft hand, almost talc-like, along with a smooth, tight grain. Aspen is drapeable and versatile for any leather application. Aspen offers a cleanability story and is a proven winner for family rooms and high traffic areas. Shade and grain variations are still possible in this type of leather.

### **912500 / 984800 Finished**

Timberland is a natural, top-grain leather that combines a super-soft touch with a beautiful transparent finishing technique designed to highlight the article's natural characteristics. Each hide is meticulously dyed

to create a two-toned effect that produces subtle contrasts throughout each chair upholstered in the leather. Durable enough to perform for today's energetic families, yet soft and supple enough to impress even the most discriminating leather enthusiast, Timberland offers the best of both worlds. Even with the truest of finished leathers, it is not always possible to assure the consistency of coloration or grain structure.

### **913800 Finished**

Revolution is a super, silky-soft, finished leather with a fashion-forward color palette making it perfect for any leather application. Even with the truest of finished leathers, it is not always possible to assure the consistency of coloration or grain structure.

### **914600 Finished**

Saloon was designed with a gentle, matte finish and a waxy, crackled effect in combination with a patented topcoat making this a finished leather. Saloon was also designed to resist scratching and to have minimal color variation. All of these characteristics combined make Saloon the perfect choice for any leather application. Shade and grain variations are possible in this type of leather.

### **915300 Finished**

Milestone features a very soft hand along with a smooth, tight grain. Milestone is drapeable and versatile for any leather application. As with all finished leathers, it is not always possible to assure the consistency of coloration or grain structure.

### **915700 Aniline**

Southern Comfort is a rough, rugged aniline leather that brings a "mountain lodge" feel to a leather that can be used on any furniture application. Color and grain will vary as this leather is a unique beauty. Do not expect this leather to be uniform in color as highs and lows occur within each hide. All variations shall be considered a testament to the natural beauty of this leather.

### **917200 Finished**

Applause is a fully protected leather with a hand-wiped look, the perfect choice for trying to balance a vintage appearance with high wear results. It is not always possible to assure the consistency of coloration or grain structure.

### **917500 Aniline**

Harness is a truly natural leather with a clear, wax finish that reveals all of the features of full grain leather and highlights the rich, natural colors tones. Developing a beautiful patina over time, this leather will vary in coloration and grain structure and will showcase

## LEATHER DESCRIPTIONS

all of the beautiful natural markings this leather has to offer.

### **918500 Aniline-Plus**

Williamsburg, a semi-aniline leather, offers a multi-layer two-toned effect and thick, pebble-grain with and a soft, buttery hand. It is not always possible to assure consistency of coloration or grain structure.

### **918700 Aniline**

**DO NOT EXPECT THIS LEATHER TO BE UNIFORM IN COLOR OR GRAIN STRUCTURE.**

Winchester is distressed with waxes and oils, milled and then polished to create a rich, rustic elegance with a soft, velvety surface touch that highlights the natural aspects of the leather. Natural markings will be highlighted in this leather and should be expected and appreciated.

### **919600 Aniline**

Crafted from full-grain buffalo hides, Cambridge features a striking pull-up and authentically aged aesthetic that immediately draws you in. The rich, rustic elegance of Cambridge will certainly vary in coloration and grain structure as will highlight all of the natural markings found within each hide.

### **920300 Finished**

Dreaming is a clean & crisp, glove-soft, finished leather that is simply perfect for any lifestyle or leather application. Dreaming is for the leather enthusiast seeking the romantic touch of an aniline leather that comes along with a protection story. It is not always possible to assure the consistency of coloration or grain structure.

### **920400 Aniline-Plus**

Elegance is a beautiful, natural grain with a soft sheen. Elegance combines a supple, buttery hand with a remarkable natural pebble grain that is mostly consistent throughout the hide. It is not always possible to assure consistency of coloration or grain structure.

### **920600 / 980014 / 983400 Finished**

Vallentino is a protected leather that features a beautifully balanced two-toned effect. Its see-through effect and smooth, spongy hand make Vallentino the most sought after finished leather. As with all leathers, it is not always possible to assure consistency of coloration or grain structure.

### **920900 Aniline**

Tapestry is a full-grain, hand-antiqued leather that is hand stained with a single aniline dye color to create a tone-on-tone effect and then further topped with a matte clear coat. The beauty of this leather is the unique colorations that stem from the hand-craftsmanship of the hand-staining process along with the varied grain structures of the full-grain hides. This leather is for the complete leather enthusiast that

understands the uniquely stained hides and varied grain structures of a full-grain leather.

### **921100 / 985200 Finished**

Triomphe is a natural, top-grain leather that combines a super-soft touch and subtle two-toned effect durable enough for today's energetic families, yet supple enough to impress even the most discriminating leather enthusiast. It is not always possible to assure the consistency of coloration or grain structure.

### **921300 Aniline**

Haven has a soft, supple hand and is produced with an innovative staining process that gives an authentically aged appearance. The visual aesthetic exudes genuine character that will showcase shade and grain variations. The inherent beauty of Haven includes the depth of transparency into the leather highlighting all natural markings.

### **921500 Aniline-Plus**

Rio has a soft aniline, two-toned effect sprayed over the base coat to give the leather a natural, antiqued look. With an extremely soft hand and deep saturation of color, this leather is perfect for any upholstery application and for any room in the house.

### **921600 Aniline**

Dominion's striking pull-up effect exudes a rugged elegance with a soft, luxurious hand that tailors beautifully on any frame. This natural leather will showcase any and all natural markings and as with any pull-up, shade and grain variations are to be expected and appreciated.

### **921700 Aniline**

Prairie is a "one-of-a-kind" article where crusts are brought into the US and individually hand-wiped to create a beautiful, unique look. Prairie colorations and grain structure will vary within each hide and from hide to hide. As each hide is hand-crafted, natural markings will highlight the inherent beauty of the life of the animal. **Please do not expect that any 2 hides will match as this leather is to be viewed as an artists canvas unique to each masterpiece.**

### **921900 Aniline-Plus**

Rogue, with a subtle two-toned effect and a micro-pebble grain, is a hearty aniline plus leather with an incredibly soft, smooth hand.

### **922000 / 980013 Aniline-Plus**

Aline is a beautiful semi-aniline leather with a slight two-toned effect and a soft, talc-like hand. Aline is versatile and will complement any frame style with its ability to drape well.

### **922100 / 980015 Aniline-Plus**



## LEATHER DESCRIPTIONS

Anilina is a gorgeous semi-aniline leather with a more pronounced two-toned effect. The highs and lows of this article accentuate the grain pattern finished off with a slight sheen coat. The color saturation makes Anilina the perfect choice for any application.

### **922400 Aniline**

Belmont is a beautiful aniline leather with rich color hues that accentuate the oil infusion of the leather. With a soft hand and drapeable aesthetic, Belmont is sure to win over the leather enthusiast. Consistency of coloration will vary in this leather and should be expected and appreciated.

### **922900 / 980009 Finished**

Alpine is a finished leather with a slight cloudy effect created by a subtle two-toned effect. Alpine is soft and perfect for any leather application as it has a protective finish coating. 980009: This leather arrives already pre-cut and sewn to certain styles. Please refer to the Married Cover grid in the price list for specific style information.

### **923300 / Aniline**

Cascades is a beautiful, aniline leather with a soft, glossy topcoat. Cascades has a slight pull-up to accentuate the unique grain structure. Inconsistency of coloration and grain structure is to be expected and appreciated in a leather of this nature.

### **923400 / Aniline**

Colorado is a full-aniline leather that offers a slightly matte finish. Colorado is a very rustic, casual aniline that is perfect for any frame style. Shade and grain variations in this leather only highlight the inherent beauty found in an aniline leather. This makes each piece unique.

### **923500 / Aura**

Aura is a gorgeous, natural, nubuck leather with a velvety nap that accentuates any casual lifestyle. The deep colorations of Aura make it a must-have for any leather enthusiast. Like any nubuck, shade and grain variations are what make this leather come to life. All hides are unique making any upholstered piece a “one-of-a-kind” hand-crafted masterpiece.

### **923600 / Love it all, Use it all**

DO NOT EXPECT THIS LEATHER TO BE UNIFORM IN COLOR. Love it all, Use it all is a light-weight, hand-stained full-aniline leather with a drapery hand and authentically weathered aesthetic that highlights all natural features of each hide. The beauty of this leather is the inconsistent highlights of the hand-staining and natural markings. Please be aware that no two pieces of furniture will ever “match” due to the complete uniqueness of this leather. Love it all, Use it all is the most unique leather in our line and anyone that owns a piece of furniture in this leather should be proud

to own a “one of a kind”. The name says it all.....no apologies necessary for such a beautiful, natural, organic look.

### **924000 Aniline**

Levante is a luxuriously soft leather created by applying a slight top coat to the visual velvety tracking effect to emulate the look of a nubuck. This makes Levante the best of both worlds.....looks like a nubuck yet topped with a slight sealant coat to help guard against stains and spills. Levante is still considered a full aniline leather so it is not always possible to assure the consistency of coloration and grain structure and natural markings will be prevalent.

### **924200 Aniline**

Trastevere is a beautiful, rich aniline leather that combines the use of oils and waxes to obtain a plump, soft hand. As with all aniline leathers, each hide brings unique beauty with accentuation to the “hallmarks of the trail” and should be accepted and valued as such. It is not always possible to assure the consistency of coloration or grain structure and placing an order for this leather means these characteristics are understood and appreciated.

### **924300 Aniline**

Legacy is a domestically hand-wiped crust in which multi-color layers of aniline dyes are applied until the desired color is achieved. These hand-crafted artisan leathers are unique by design and highlight all the natural markings of each hide’s lived-in spirit. Once the furniture is complete, our on-hand leather artisans use the same aniline dyes to “age” the leather in certain areas to give a more authentically antiques visual appeal. With this in mind, all pieces of furniture in this leather will be unique and characteristic of each hide’s life experiences. Order placement means this is not only understood but most appreciated and desired by leather enthusiasts.

### **924400 Aniline**

Cheyenne is a gorgeous, plump aniline leather that is highlighted by its rich burst of color as the hides are stretched over tightly upholstered areas on the frame. Expect highs and lows, along with dark and light areas, as this leather is enriched by oils as a distinct feature of this leather. Combine this with natural markings and Cheyenne becomes the most desired choice of a natural leather connoisseur.

### **924600 Finished**

Fellini is a super-soft finished leather with a subtle two-toned effect that offers a protection story. This leather is perfect for a heavy traffic area, pets, and a family room environment. It is not always possible to assure the consistency of coloration and grain structure.

### **924800 Aniline**

## LEATHER DESCRIPTIONS

Angelina is a gorgeous, thinner-weight, aniline leather with a waxy, talc-like hand. As with any aniline leather, shading within each hide and from hide to hide is to be expected. Since this leather is natural, all of the "Hallmarks of the trail" will be evident and should be considered beauty marks as this is specific to each hide and should be viewed as a unique experience for each order of furniture.

### **925000 Aniline**

Shelter is a luxurious, butter-soft aniline leather that is perfect for any leather enthusiast. This leather is absolutely gorgeous and will complement any style of furniture selected. It is not always possible to assure the consistency of coloration as well as grain structure and order placement indicates the acceptance of these aniline leather characteristics.

### **925100 Aniline-Plus**

Silene combines a super-soft touch with a subtle two-toned effect durable enough for energetic families. Slightly thicker-weight leather, Silene provides a soft hand with a slight protection story. This leather is perfect for today's energetic families as long as it is cared for properly.

### **925400 Aniline**

Savannah, an incredibly soft, full-bodied aniline leather, has a subtle yet stunning pull-up effect created from an oil/wax combination that further enhances its overall aesthetic, offering additional character and dimension. As with any full aniline leather, color and grain variations are to be expected and appreciated. It is not always possible to assure consistency.

### **925500 Nubuck**

Plush is an incredibly supple nubuck leather. The beautiful colorations and nap of Plush give any frame a natural, casual appearance. Keep in mind that this is a very natural nubuck and it is impossible to ensure the consistency of coloration or nap/grain structure.

### **925700 Aniline-Plus**

Henry is a beautifully, hand-stained, thicker-weight aniline-plus leather with a buttery soft touch. Due to the hand-staining effected combined with the thicker shave weight, each hide will be unique in coloration as well as grain structure. Accepting these variations means you appreciate Henry's unique beauty and supports the leather enthusiast in you.

### **980008 Finished**

Central Park is a finished leather with a slight cloudy effect created by a subtle two-toned effect. Central Park is soft and perfect for any leather application as it has a protective finish coating. This

leather arrives already pre-cut and sewn to certain styles. Please refer to the Married Cover grid in the price list for specific information.

# MAINTENANCE & CARE TIPS FOR YOUR LEATHER OR FABRIC

## FINISHED LEATHERS

Finished leathers are practical for active households. These types of leathers are finished to provide resistance to staining and offer overall color consistency within a hide. These leathers are less affected by the harmful rays of the sun. Compared to other leather types, Finished Leathers generally require much lower maintenance.

## ANILINE-PLUS LEATHERS

Aniline-plus leathers are quite simply aniline leathers PLUS a slight protective coating. This protective coating can be light pigmentation, staining, or a protective top-coat. These leathers offer the hand of an aniline while adding a slight coat of protection. These leathers are more affected by the harmful rays of the sun simply because they are not as heavily protected as finished leathers.

## ANILINE LEATHERS

Aniline leathers are the closest to a pure and natural form. These leathers are tanned and colored with transparent dyes exclusively. The transparent dying process allows you to see the rich color hues unique to each hide and shows off each hide's one of a kind grain pattern. The rarest of Aniline leathers reflect the unaltered full top grain of the surface and have a remarkable skin-like feeling. Aniline leathers can also be made to highlight effects such as wax or oil pull-up, pebble grains, sauvages or distressing.

## NUBUK LEATHERS

Nubuk leathers have the most varied and unique textures of all leathers. As soon as you sit down and feel the surface, you will know why people love Nubuk. These leathers are also dyed with transparent dyes, but the surface grain is machined with fine brushes to create the texture and famous Nubuk effect. It is almost like having a velvet leather. This effect gives the leather color depth and shading not found in any other type. Nubuk leathers can be made to create many different looks, from the most formal and refined to rugged casual.

## GENERAL CARE TIPS FOR ALL TYPES OF LEATHERS

- Try to maintain at least two feet between your furniture and heating sources.
- Avoid placing your furniture in direct sunlight. All materials will fade over time when placed in direct sunlight. Take extra precautions to safeguard Aniline and Nubuk leathers from sunlight.
- Like all items in your house, leather will accumulate dust. Vacuum on a weekly basis to keep the dust particles from settling in the grain of the leather.
- All leathers perform better when preventative maintenance is practiced. For specific cleaning information contact:

## FABRIC CLEANING CODES & INSTRUCTIONS

The following recommended cleaning codes are devised as the result of tests conducted by the fabric manufacturers and adhering to the methods requested by the Joint Industry Standards committee. They in no way intend to imply that we are in any way guaranteeing these fabrics or the cleanability thereof. Professional dry cleaning is recommended. To prevent overall soiling, frequent vacuuming or light brushing is recommended.

**S** Clean this fabric with pure solvents (Petroleum Distillate-based Products). Professional dry cleaning is recommended. CAUTION: Use of water-based or detergent-based solvent cleaners may cause excessive shrinking.

**W** Clean this fabric with water-based foam to remove overall soil. Many household cleaning agents are harmful to the color and life of a fabric.

**WS** Clean this fabric with water-based cleaning agents, foam, or pure solvents (Petroleum Distillate-based Products).

**DC** Clean this fabric by Professional Dry Cleaning only.

## Novelty Leather Program

**Novelty leathers consist of embossed patterned leathers (crops, wood grain etc.) and hair-on-hide leathers and are used to "dress up" the furniture selections in combination with a plain leather or fabric. Novelty leathers should not be used all over on a chair/sofa unless prior approval is obtained. Novelty leather # must be entered as Primary Cover when placing your combination order.**

### Most common areas for novelty placement

Arm Panels on chairs/sofa

Outarms and/or Outbacks on chairs/sofas

Inback on tight back chairs

Front rail on chairs/sofas

Outwing in wing chairs/sofas

Bolster Pillows included with sofas/chairs

**Bolster or Pillow only (included with chair/sofa) = \$50 upcharge**

**Please note the placement of all HOH (Hair-on-Hide = 9725/9728) is limited to outside areas of tufted pieces. Novelty leathers can not be used for welt, a leather or fabric must be selected for this area.**

### Novelty Leather Selections (NV)

961500-46	"Chateau Denim" Artistic Wood Grain (indigo w/metallic silver/chocolate)
961500-88	"Chateau Sierra Walnut" Artistic Wood Grain (Chocolate)
961500-95	"Chateau Alaskan" Artistic Wood Grain (shades of gray w/metallic silver)
964300-25	"Galaxy" Small Pebble grain pattern (jade/charcoal mix)
964400-89	"Rustic Croc" Tobacco ( Espresso/Saddle crocodile pattern)
964400-95	"Rustic Croc" Thunder Tusk ( Gray crocodile pattern)
964700-85	"Bayou Falcon Eye" (gray/chocolate/tan crocodile pattern)
968700-25	"Hornback Caribbean" (royal/turquoise crocodile embossed)
968700-97	"Hornback Silver Grey" (gray/silver crocodile embossed)
972500-83	Caramel Hair on Hide (Shading varies from hide to hide)
972500-85	Light Exotic Brindle Hair On Hide (Shading varies from hide to hide)
972500-87	Medium Exotic Brindle Hair On Hide (Shading varies from hide to hide)

### Novelty Premium Leather Selections (NVPR)

<b>962000-95*</b>	<b>Mini Snow Leopard (charcoal/brown on beige suede)</b>
972800-99	Solid Black HOH

## Tibetan Sheep Skin Program

10 x 20 Bolster	Choose your color (see list below)	\$225
Pillow (SHP10x20)	face side only	
20 x 20 Throw	Choose your color (see list below)	\$330
Pillow (SHP20x20)	face side only	
Throw	THROW-80 for color 964900-80	\$450
	THROW-88 for color 964900-88	
400-25 Club Chair	Choose your color (see list below)	\$225 upcharge
Bolster	face side only/primary cover on backside	

## Tibetan Sheep Skin Color Selections

964900-80	"Gobi" Cashmere (soft creamy hair 4" +/-)
964900-88	"Gobi" Brazin Ombre (soft, chocolate/cream ombre hair 4" +/-)

## Hair-On-Hide Rug Program

	<b>Basic Blocks - Gray Mix</b> <b>5 x 8</b> <b>RugBlk5x8</b>	\$1,485
	<b>Chevron - Gray Mix</b> <b>5 x 8</b> <b>RugChev5x8</b>	\$1,485
	<b>The Liner - Gray Mix</b> <b>5 x 8</b> <b>RugLine5x8</b>	\$1,485

Rugs are handmade upon ordering. Please allow 4 to 6 weeks delivery.

Photographs of our Novelty Leathers, Tibetan Sheep Skin and Hair-on-Hide Products can be found on our website: [www.bradington-young.com](http://www.bradington-young.com) under the leather and information tab