

# BY

BRADINGTON-YOUNG

January 15, 2019  
Suggested Retail Price List

4040 10<sup>th</sup> Avenue Drive SW

Hickory, NC 28602

P: 276-656-3322

F: 1-800-388-2289

Orders: [byorders@hookerfurniture.com](mailto:byorders@hookerfurniture.com)

Customer Care: [by@hookerfurniture.com](mailto:by@hookerfurniture.com)

[www.bradington-young.com](http://www.bradington-young.com)

## Table of Contents

	<b>Style/Name Reference Grid:</b>		Pages 1 - 2
	<b>How to Write a Bradington-Young Order:</b>		Page 3
	<b>Construction Story:</b>		Page 4
	<b>Manufacturer's Warranty:</b>		Page 5
	<b>COM Identification Form:</b>		Page 6
	<b>COM Customer COC Form:</b>		Page 7
	<b>Pillow/Special Pricing Grid:</b>		Pages 8 - 9
	<b>Recliner Description Page:</b>		Page 10
	<b>Price Grid by Style:</b>		Page 11 - 62
	<b>Leather Manifest by Grade:</b>		Page 63
	<b>Fabric Manifest - Numeric Seq.</b>		Pages 64 - 67
	<b>Married Cover Pricing Grid:</b>		Pages 67 - 69
	<b>BYX - Fast Ship Program:</b>		Pages 70 - 72
	<b>Luxury Motion Programs:</b>		Pages 74 - 81
	<b>Collage Program:</b>		Page 82
	<b>Sectional Seating by Design:</b>		Pages 83 - 85
	<b>Leather Descriptions:</b>		Pages 86 - 89
	<b>Leather/Fabric Care:</b>		Page 90
	<b>Novetly Upcharge Grid:</b>		Page 91 - 92

## Style/Name Reference Grid

Style Name	Style Number	Page Number	Style Name	Style Number	Page Number
Abernathy	1012 & OT	52	Caroline	4510 Recliner	60
Adaire	389-OT	16	Carrado	780 Series	35 - 36
Alex	3030 Recliner	54	Cassidy	349-25SW	15
Alta	4104 Recliner	59	Cassie	362-25SW	16
Andre	301-25 SG	14	Castiel	C5503 Recliner	11
Ani	3032 Recliner	54	Charlotte	3080 Recliner	55
Ani	7032 & SG	61	Cherrie	945 Series	44 - 48
Atticus	3026 Recliner	54	Cheyenne	3018 Recliner	53
Atticus	7026 & SG	60	Chippendale	4114 Recliner	59
Aurora	445-25	20	Coleson	4001 Recliner	57
Bancroft	3001BY Recliner	53	Costner	901 Group	37 - 38
Barcelo	7411 & SG	62	Dalton	636 Series	32
Barnabus	406 Series	17 - 18; 21	Discovery	962 Series	48 - 51
Barnes	555 Series	26 - 27	Dixon	944 Series	44 - 48
Barnes	7055 & SG	61	Farrah	347-25SW	15
Barrel of Fun	384-OT	16	Gallaway	3007 Recliner	53
Bates	568 Series	28 - 29	Gallaway	7107 & SG	61
Blair	302-25SW	14	Gallin	408-25 & OT	18
Blake	527-OT	25	Hanley	223 Series	11 - 14
Bottom of the Barrel	378-OT	16	Hanley	3223 Recliner	55
Broderick	4003 Recliner	57	Haskins	5007 Recliner	60
Cadence	964 Series	48 - 51	Hemsworth	1007 & OT	52
Callie	366-OT	16	Henley	1009 & OT	52
Calvin	C5502 Recliner	11	Henley	3076 Recliner	54
Caroline	510 Series	22 - 23	Henley	7076 & SG	61

Style Name	Style Number	Page Number	Style Name	Style Number	Page Number
Hobson	5005 Recliner	60	Reinsman	3638 Recliner	57
Horizon	903 Group	39 - 41	Revington	946 Series	44 - 48
Houck	577 Series	29	Richalin	592 Series	30
Howe	769 Series	34 - 35	Richardson	866 Series	36 - 37
Howe	3069 Recliner	54	Richardson	4866 Recliner	60
Huss	3020 Recliner	53	Rodney	549 Series	26
Imagine	960 Series	48 - 51	Roe	611 Series	31 - 32
Jacqueline	397-OT	17	Roe	3611 Recliner	57
Jaxon	321-25 SW	15	Rory	4035 Recliner	58
Jetson	1006 & OT	51	Roswell	3322 Recliner	56
Jetson	416-25 & OT	19	Round Em Up	394-OT	17
Juno	345-OT	15	Ryder	8010 Lift Chair	62
Kane	413 Series	18 - 20	Santori	966 Series	48 - 51
Kara	3084,7084 & SG	55; 61	Satchel	3257 Recliner	56
Kearney	525-OT	25	Satchel	7257 & SG	62
Kerley	932 Series	41 - 44	Saylor	815-25 & OT	36
Kirby	463-25 & OTT	20 - 21	Schaumburg	4009 Recliner	57
Kirby	363-25SW	16	Sterling	221 Series	11 - 14
Lancaster	3410 Recliner	56	Sterling	3221 Recliner	55
Lawson	227 Series	11 - 14	Stickland	3146 Recliner	55
Lawson	3227 Recliner	55	Taraval	400-25 & OT	17
Livian	422-25	20	Taylor	514 Series	24 - 25
Loewy	941 Series	44 - 48	Taylor	1514 & OT	53
Luna	316-25 SW	14	Thomas	3156 Recliner	55
Madigan	565 Series	27	Thomas	7156 & SG	62
Majesty	511 Series	23	Timber	547 Series	25 - 26
Majesty	3511 Recliner	56	Timber	3547 Recliner	56
Marietta	340-25 & OT	15	Victoria	4275 Recliner	59
Mary	3068 Recliner	54	Walsh	4043 Recliner	58
Maxwell	4115 Recliner	59	Ward	566 Series	28
Mayes	3216 Recliner	55	Warner	220 Series	11 - 14
Miller	4040 Recliner	58	Warner	3220 Recliner	55
Newman	916 Series	41 - 44	Weiss	513 Series	23 - 24
Nicoletta	968 Series	48 - 51	Weiss	3513 Recliner	56
Norman	7101 & SG	61	West Haven	759 Series	34
Paisley	902 Series	38 - 39	Whitaker	920 Series	41 - 44
Panther	4027 Recliner	58	William	4068 Recliner	58
Pauley	942 Series	44 - 48	Willow	7113 & SG	62
Percy	338-25 SW	15	Yorba	508 Series	21 - 22
Peyson	4102 Recliner	58	Yorba	4508-BY/7508/SG	60; 62
Presidential	4128/4130-BY	59	Young	675 Series	33 - 34
Randleman	229 Series	11 - 14			
Randleman	3229 Recliner	55			
Raven	969 Series	48 - 51			
Raylen	604 Series, 3604	30 - 31; 57			
Reinsman	638 Series	32 - 33			

# HOW TO WRITE A BRADINGTON-YOUNG ORDER

**1 CONDITIONS OF SALE:** Merchandise is manufactured to customer's specifications **CANCELLATIONS WILL NOT BE ACCEPTED AFTER A STYLE(LINE-ITEM) ON AN ORDER IS SCHEDULED FOR PRODUCTION!** Prices, Dimensions and Manufacturing Specifications are subject to change without notice.

**2 TERMS:** Our standard terms are Net 30, unless otherwise specified.

**3 CALIFORNIA TB117-2013 FLAMMABILITY CODE:** All styles meet California TB117-2013 Flammability Code

**4 ORDER INFORMATION REQUIRED:** The following information should be included with any order to avoid delays in processing and to insure that you receive what you wanted:

- |   |  |
|---|--|
| * <b>Dealer Name</b>                                | * <b>Description</b>   |
| * <b>Dealer Billing Address</b>                     | * <b>Cover Number (xxxx-xx)/Numbers (combo)</b>                  |
| * <b>Dealer Ship to Address</b>                     | * <b>Finish choice</b>   |
| * <b>Any Special Instructions including routing</b> | * <b>Nail choice (if available)</b>                              |
| * <b>Quantity</b>                                   | * <b>Any other options requested</b>                             |
| * <b>Style Number</b>                               | (Sectional Seating by design pieces require 2 specified options) |

\* **Orders:** Our orders are entered by style numbers, not names. We make every effort to proof all orders for errors but we request that you carefully review your order acknowledgement for accuracy.

You may send your order via email to: [byorders@hookerfurniture.com](mailto:byorders@hookerfurniture.com)

**5 BRADINGTON-YOUNG WOOD FINISHES:** Below is a list of our available wood finishes.


- \* **Casablanca (CB)** Deep rich brown with flyspecks and hand distressing.
- \* **Espresso (ES)** Umber in color with no specks or hand distressing.
- \* **Cobblestone (CO)** Deep rich taupe/brown in color accented by medium dry brushing and distressing.
- \* **Mahogany (MH)** One coat of dark brown stain.
- \* **New Classiques (NC)** Medium Brown in color with dark light highlights and light flyspecks.
- \* **Plantation (PL)** Deep rich brown in color. No distressing or flyspecks.
- \* **Satin Black (SB)** One coat of black enamel.
- \* **Stone (ST)** Warm gray tones accented by dry hand brushing.

Any order received without a specified finish will be produced in our standard finish: (Mahogany) unless the standard for that style is listed otherwise.

**6 BRADINGTON-YOUNG DECORATIVE NAIL FINISHES:** Below is a list of our available nail finishes.

All of our nails are available in 4 sizes. Any deviation from the standard size for each style will result in an upcharge.

- |                              |                        |
|------------------------------|------------------------|
| * <b>Antique (AN)</b>        | * <b>Nickel (NI)</b>   |
| * <b>French Natural (FN)</b> | * <b>Old Gold (OG)</b> |
| * <b>Gunmetal (GM)</b>       | * <b>Pewter (PN)</b>   |
| * <b>Natural (BN)</b>        |                        |



15/16"

7/8"

5/8"

7/16"

Any order received without a specified nail finish will be produced in our standard nail finish: Natural unless the standard nail finish for that style is listed otherwise.

A change in size from the standard nail for any given style will require an upcharge per piece unless that style cannot be produced with an alternate size nail.

## CONSTRUCTION STORY INSIDE AND OUTSIDE

**FRAME:** Multi-ply, 7/8" engineered laminated hardwood frames are precision machined for an exact fit. Mortise and Tenon joints are reinforced with cross-banding to create frames with superior dimensional stability.

**SEAT DECK:** Motion styles utilize a rigid bar spring unit that evenly distributes the weight load offering unparalleled seating comfort for our reclining chairs. Stationary styles employ double-cone coil springs that are eight-way hand tied and then secured to polypropylene webbing that is reinforced with steel banded grids for additional support.

**SEAT CUSHIONS:** Standard seat cushioning is style specific and consists of one of three offerings:

**HR FOAM:** A high resilient (HR) polyurethane core cut to boxing size and wrapped in a layer of polyester fiber. The fiber-wrapped core is then topped with a channeled envelope generously filled with virgin polyester fibers encased in a down-proof muslin ticking providing a slow release of air for the occupant.

**PREMIER DOWN:** These cushions are constructed from a two-tier foam foundation. The bottom layer is firm for lasting support and the top layer is soft for sink-in comfort. The cushions are then wrapped in a down proof ticking filled with a generous blend of down, feathers and fibers. This cushion is designed to relax and "puddle" for a luxurious, lived-in look that complements our more casually styled offerings.

**SPRING DOWN:** Cushions consist of a 4 1/2" **MARSHALL** coil unit encased in premium foam. The cushion is then wrapped with a low-melt fiber on top and bottom. The Spring Down cushion is then surrounded by a down-proof ticking filled with a luxurious blend of down, feathers and fibers. This cushion is designed to provide superior comfort combined with great resiliency.

**BACK AND HEAD PILLOWS:** Filled with 100% virgin polyester fibers enclosed in a special ticking designed to provide pillow-soft comfort.

**RECLINING MECHANISMS:** Heavy gauge, high tensile strength steel is used to create mechanisms that provide years of trouble-free operation. Our mechanisms are secured to the frames using a welded steel chassis assembly for superior strength and stability. All reclining styles and certain comfort loungers are also available with a motorized (power) option (excluding certain comfort loungers and swivel gliders). Standard Power on these styles will use a Power Button (PB). Battery Pack option for all Power Recliner Mechanisms uses a Power Battery Pack Button (BB). **All Wall-Hugger styles (7000 Series), Comfort Loungers and Varitilts** (non-power) have an inside mechanism release located between the seat deck and the inside arm. For Wallhugger and Swivel Glider recliners, a new Outside release option is now available.

**INTERIOR FILLING:** Pattern cut urethane foam is padded with polyester fibers for increased comfort, loft, resilience and shape retention.

**OUTSIDE PADDING:** For quality tailoring and durability, the outsides of our offerings are padded with strong bonded fibers.

### STANDARD MATTRESS

The manufacturer's standard mattress (-79) is a queen size (60" X 72") featuring 6-inch innerspring coils, 13 across and 10 length-wise, for a total of 130 coils. The mattress is 5 1/2" thick and features the finest materials standard in the furniture industry today. See individual styles for pricing.

### AIR DREAM MATTRESS

The manufacturer's air dream ultra-mattress (-69) is a queen size (60" x 72") featuring a 6" Air bladder and a total of 276 coils. The mattress is 10" fully inflated, 5" deflated and features the finest materials standard in the furniture industry today.

### FIRE RETARDANCE

We are following the studied recommendations of the TB117-2013 in engineering our materials so that we can reduce the possible ignition of a burning cigarette. **Care needs to be exerted by all in order to prevent needless fires.**

**Dimensions** for each style are listed in the body of the price list grid. Please note these dimensions are approximate and may vary up to 2 inches because each style is handmade.

# MANUFACTURER'S WARRANTY

**RECLINING MECHANISMS AND SPRINGS:** Bradington-Young warrants to you, the original retail purchaser, protection against defective materials or workmanship for a period of five (5) years from the original date of purchase, based on reasonable use. Bradington-Young will, at its discretion, repair or replace the part of the mechanism that is defective. After the first year of use, the mechanism warranty covers replacement parts only and does not cover any associated labor or shipping costs.

**FRAME PARTS:** Bradington-Young warrants to you, the original retail purchaser, protection against materials or workmanship for the useful life of the product, as long as it remains upholstered in the original covering and is used under normal conditions. Bradington-Young will, at its discretion, repair or replace the part that is defective. After the first year of use, the frame warranty covers replacement parts only and does not cover any associated labor or shipping costs.

**FILLING MATERIALS:** Bradington-Young warrants to you, the original retail purchaser, protection against defective materials or workmanship of the inside back filler, padding and other filling materials for a period of one (1) year from the date of original retail purchase. Compression of filling materials with use is normal and should not be considered loss of resiliency.

**CUSHION CORES:** Bradington-Young warrants to you, the original retail purchaser, protection against abnormal loss of resiliency for the useful life of the product, as long as it remains upholstered in the original covering and is used under normal conditions. Some softening and flattening of the foam core and fiber/feather wraps should be expected and will not be considered defective. After the first year of use, the cushion core warranty covers replacement cores only and does not cover any associated labor or shipping costs.

**POWER RECLINE:** Bradington-Young warrants to you, the original retail purchaser, protection against a defective power recline mechanism for a period of (3) years from the date of original retail purchase. Bradington-Young will, at its discretion, repair or replace the part of the mechanism that is defective. After the first year of use, the mechanism warranty only covers replacement parts and does not cover any associated labor or shipping costs. Please understand that Bradington-Young will invoice you for the new parts but will be glad to credit you for the old parts if returned within 30 days.

**BATTERY PACK (POWER RECLINER OPTION):** Bradington-Young warrants to you, the original retail purchaser, protection against a defective battery pack associated with the power recliner option for a period of one (1) year from the original date of purchase. The mechanism warranty only covers replacement parts and does not cover any associated labor or shipping costs. Battery pack cycle will vary based on use and the use of the USB for devices. Battery packs recharge in 8 hours and can retro-fit to past motors and control boxes (cable needed). More battery pack information can be found on our website, [www.bradington-young.com](http://www.bradington-young.com).

**CLAIMS:** To make a claim under this Warranty, contact the dealer from whom the product was purchased with your dated proof of purchase. If the dealer finds return to the factory to be necessary, repair or replacement of defective parts will be made through the dealer during the first year at no cost to the customer, except for the cost of packing and shipping to and from the factory. **After the first year of purchase, the above warranty covers REPLACEMENT PARTS ONLY and does not cover labor or shipping costs of parts. After the first three years, the mechanism must be returned to Bradington-Young in order to take advantage of the Warranty.**

**WARRANTY LIMITATIONS:** This warranty does **NOT** include:

- The wearing quality, durability, and color fastness of **FABRICS OR LEATHERS**.
- Any condition resulting from incorrect or inadequate maintenance, cleaning or care.
- Any condition resulting from other than ordinary residential wear, or from any use for which the product was not designed.
- Bradington-Young is **NOT** responsible for fading or discoloration of leather due to sunlight (direct or indirect) or body oils.
- Bradington-Young is **NOT** responsible for pickup and delivery charges for local repairs or inspections under the above warranty.
- Any condition resulting from the use of an aftermarket cleaning/conditioning product.

Bradington-Young's obligation under this Warranty is limited to repair or replacement in accordance with the terms of this warranty. There are no warranties, either expressed or implied, offered by Bradington-Young other than those herein described. Coverage under this Warranty does not include incidental or consequential damages other than the coverage described above. Some states do not allow limitation on how long an implied warranty lasts or the exclusion or limitation of incidental or consequential damages, so the above limitations or exclusions may not apply to you. This warranty gives you specific legal rights, and you may also have other rights, which vary from state to state. Any questions concerning the product or this Warranty should be addressed to Bradington-Young Attn: Director of Customer Service; 4040 10<sup>th</sup> Ave DR SW, Hickory, NC 28603.

To avoid problems, written authorization from the factory is needed before the return of merchandise for any reason. All inquiries should be sent to the following address: **Bradington-Young, Attention: Parts & Service, 4040 10<sup>th</sup> Ave DR SW, Hickory, NC 28603. Phone: 276-656-3322 and Fax: 1-800-388-2289 or email us at: [by@hookerfurniture.com](mailto:by@hookerfurniture.com).** Authorization for local repairs of goods manufactured by Bradington-Young must be obtained from the Bradington-Young Parts & Service department, prior to repairs.

# BY

BRADINGTON-YOUNG

## COM Identification Form

\*COM orders will not be acknowledged until our office receives this completed form or a COM waiver form in its place.

Customer Order #: \_\_\_\_\_

Dealer Name: \_\_\_\_\_

Dealer Address: \_\_\_\_\_

\_\_\_\_\_

\_\_\_\_\_

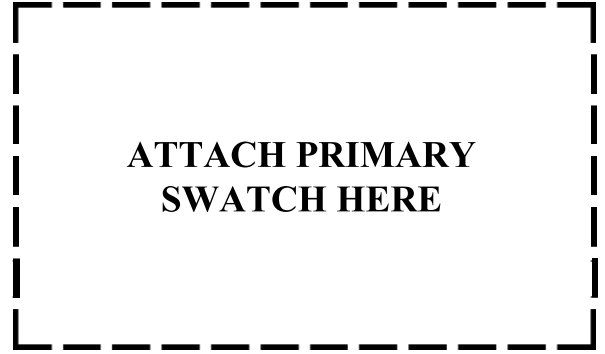
Tag For: \_\_\_\_\_

Fabric Source: \_\_\_\_\_  
(Shipping From)

Product Style #'s: \_\_\_\_\_

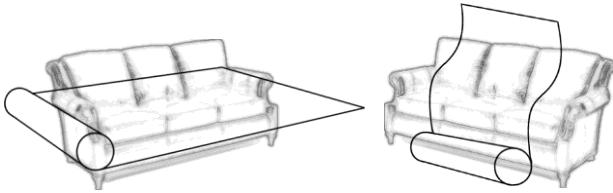
Contact Person: \_\_\_\_\_

Phone #: (\_\_\_\_) \_\_\_\_\_ - \_\_\_\_\_



Attach swatch facing "Right Side Up" and in correct direction for application (top to bottom).

### Fabric Application



Railroad "Across the roll" (Circle One) Non-Railroad "Up the roll"

If the swatch attached does not comply with the "Fabric Application" noted to the left, we will proceed with production according to the direction of the attached swatch.



Attach application instructions.

Same Fabric All Over? \_\_\_\_\_

If using more than one fabric, please complete special instructions section. This information should spell out in detail which pillows to contrast, cording and fringe applications, etc. Use back of this page and / or an additional page, if necessary. Pictures or drawings are welcomed. If you would like us to use our own discretion in cutting, please sign below and faxback.

Primary Yardage Shipped: \_\_\_\_\_

Contrasting Yardage Shipped: \_\_\_\_\_

Cord, Fringe, Bullion Shipped: \_\_\_\_\_

# of Tassels Shipped: \_\_\_\_\_

**NOTE:** If desired, a request for the return of excess yardage must accompany this order. Yes, Please return  excess yardage.

If Backing is required for COM fabric, there will be an additional \$125.00 charge per roll for this service. We will obtain dealer's consent before proceeding with the backing process.

Signature \_\_\_\_\_ Date \_\_\_\_\_

### SPECIAL INSTRUCTIONS

\_\_\_\_\_  
\_\_\_\_\_  
\_\_\_\_\_

# HOOKER<sup>®</sup>

— FURNITURE —

**SAM MOORE**<sup>™</sup>  
a division of HOOKER FURNITURE  
America's Chairmaker for Over 70 Years

**BRADINGTON  
YOUNG**

## Certificate of Compliance (COC) Customer's-Own-Material (COM) Orders for California Required for each COM order unless we have a Permanent COC on file<sup>(A)</sup>

Reference Order# \_\_\_\_\_ Date \_\_\_\_\_

I, (name) \_\_\_\_\_ an officer at (Company name) \_\_\_\_\_ certify that this COM order **Is Not** being produced for a dealer, business, or consumer in California?

Signature \_\_\_\_\_ Corp Title \_\_\_\_\_ Date \_\_\_\_\_

If the answer "Is Not" for California, then return this form completed with the information above with your COM order. There is no further action required.

If the answer "IS" for a dealer, business, or consumer in California, then the following certification must be completed and returned.

In recent years, there has been increasing concern by some scientists and consumers about the use of flame retardant chemicals. Until more research can be done to show the benefits and safety from these chemicals, Hooker Furniture has chosen to avoid materials with these chemicals. As a requirement of California's laws governing TB117-2013, SB1019, and Upholstery Law Licenses, we must have documentation supporting that no added flame retardants were added to your COM materials for the order referenced above. There is an option available for COM materials that were obtained in such a way to not know if added flame retardant chemicals were used.<sup>(B)</sup> Please complete and return the following:

I, (name) \_\_\_\_\_ an officer at (Company name) \_\_\_\_\_ certify that the Customer Owned Materials (COM) supplied to Hooker Furniture Corporation, its divisions and/or subsidiaries (hereinafter collectively referred to as "Hooker Furniture") by our Company for the order referenced above either  does not contain added flame retardant chemicals or  it is not known if the COM material has flame retardant chemicals? **(Check one box)**

I also certify that the COM fabric/leather has  PASSED or  FAILED<sup>(C)</sup> section 1 of California TB117-2013, or the  test results are not known<sup>(D)</sup> **(Check one box)**. I further agree that our company (the Indemnitor) agree(s) to indemnify and hold harmless Hooker Furniture and their officers, employees, and agents (Indemnitees) from any and all claims, liabilities, demands, suits, causes of actions or proceedings of any kind or nature, losses or damages including attorneys' fees and costs of defense, that may result from any Customer Owned Materials (COM) supplied directly from or on behalf of our business or client(s).

Signature \_\_\_\_\_ Corp Title \_\_\_\_\_ Date \_\_\_\_\_

A) Contact Customer Relations or your Account Representative for more information about Permanent COC options.

B) California requires the TB117-2013 label to show contain added flame retardant chemicals without documentation to show no added flame retardant chemicals were used in the COM materials.

C) Fabrics/leathers that fail TB117-2013 Section 1 will require additional charges - Contact Customer Relations

D) 3<sup>rd</sup> party testing lab charges and added time will be required when TB117-2013 section 1 test results are not known.






## Toss Pillows Price Grid

						
ITEM NUMBER: DESCRIPTION:	150-18 18" SQUARE PILLOW WITH SELF-WELT  <small>Measured corner to corner</small>	150-20 20" SQUARE PILLOW WITH SELF-WELT  <small>Measured corner to corner</small>	150-22 22" SQUARE PILLOW WITH SELF-WELT  <small>Measured corner to corner</small>	150-24 24" SQUARE PILLOW WITH SELF-WELT  <small>Measured corner to corner</small>	150-26 26" SQUARE PILLOW WITH SELF-WELT  <small>Measured corner to corner</small>	151-18 18" SQUARE PILLOW WITH DOUBLE- NEEDLE STITCHING  <small>Measured corner to corner</small>
STANDARD FILL:	BLENDOWN 95% Feather/5% Down	BLENDOWN 95% Feather/5% Down	BLENDOWN 95% Feather/5% Down	BLENDOWN 95% Feather/5% Down	BLENDOWN 95% Feather/5% Down	BLENDOWN 95% Feather/5% Down
FRINGE UPCHARGE	\$45	\$45	\$45	\$45	\$45	N/A
CONTRASTING WELT OPTION:	YES	YES	YES	YES	YES	N/A
CONTRASTING FABRIC WELT:	\$30	\$30	\$30	\$30	\$30	NO
CONTRASTING LEATHER WELT:	\$60	\$60	\$60	\$60	\$60	N/A
FABRIC GRADE I / COM / II & FABRIC GRADE III	\$135	\$144	\$153	\$162	\$171	\$135
FABRIC GRADE IV, V, & VI	\$165	\$174	\$183	\$192	\$201	\$165
LEATHER (ANY GRADE)	\$225	\$240	\$255	\$270	\$285	\$225
						
ITEM NUMBER: DESCRIPTION:	151-20 20" SQUARE PILLOW WITH DOUBLE-NEEDLE STITCHING  <small>Measured corner to corner</small>	151-22 22" SQUARE PILLOW WITH DOUBLE-NEEDLE STITCHING  <small>Measured corner to corner</small>	151-24 24" SQUARE PILLOW WITH DOUBLE-NEEDLE STITCHING  <small>Measured corner to corner</small>	151-26 26" SQUARE PILLOW WITH DOUBLE-NEEDLE STITCHING  <small>Measured corner to corner</small>	152-18 18" SQUARE PILLOW WITH FLANGE  <small>Measured corner to corner</small>	152-20 20" SQUARE PILLOW WITH FLANGE  <small>Measured corner to corner</small>
STANDARD FILL:	BLENDOWN 95% Feather/5% Down	BLENDOWN 95% Feather/5% Down	BLENDOWN 95% Feather/5% Down	BLENDOWN 95% Feather/5% Down	BLENDOWN 95% Feather/5% Down	BLENDOWN 95% Feather/5% Down
FRINGE UPCHARGE:	N/A	N/A	N/A	N/A	N/A	N/A
CONTRASTING WELT OPTION:	NO	NO	NO	NO	NO	NO
CONTRASTING FABRIC WELT:	N/A	N/A	N/A	N/A	N/A	N/A
CONTRASTING LEATHER WELT:	N/A	N/A	N/A	N/A	N/A	N/A
FABRIC GRADE I / COM / II & FABRIC GRADE III	\$144	\$153	\$162	\$171	\$135	\$144
FABRIC GRADE IV, V, & VI	\$174	\$183	\$192	\$201	\$165	\$174
LEATHER (ANY GRADE)	\$240	\$255	\$270	\$285	\$225	\$240
						<b>Novelty / HOH Pillow</b>
ITEM NUMBER: DESCRIPTION:	152-22 22" SQUARE PILLOW WITH FLANGE  <small>Measured corner to corner</small>	152-24 24" SQUARE PILLOW WITH FLANGE  <small>Measured corner to corner</small>	152-26 26" SQUARE PILLOW WITH FLANGE  <small>Measured corner to corner</small>	153-08 8 X 18 RECTANGULAR WITH SELF-WELT	153-10 10 X 20 RECTANGULAR WITH SELF-WELT	<b>Any size</b>
STANDARD FILL:	BLENDOWN 95% Feather/5% Down	BLENDOWN 95% Feather/5% Down	BLENDOWN 95% Feather/5% Down	BLENDOWN 95% Feather/5% Down	BLENDOWN 95% Feather/5% Down	BLENDOWN 95% Feather/5% Down
FRINGE UPCHARGE	N/A	N/A	N/A	\$45	\$45	N/A
CONTRASTING WELT OPTION:	NO	NO	NO	YES	YES	<b>REQUIRED</b>
CONTRASTING FABRIC WELT:	N/A	N/A	N/A	\$30	\$30	Must choose Fabric or Leather Contrasting Welt; Novelty/HOH welt is N/A
CONTRASTING LEATHER WELT:	N/A	N/A	N/A	\$60	\$60	Novelty/HOH will only be applied to one side of the pillow; will not breathe with both sides. Choice on backside cover.
FABRIC GRADE I / COM / II & FABRIC GRADE III	\$153	\$162	\$171	\$135	\$153	Novelty/HOH will only be applied to one side of the pillow; will not breathe with both sides. Choice on backside cover.
FABRIC GRADE IV, V, & VI	\$183	\$192	\$201	\$165	\$183	Novelty/HOH will only be applied to one side of the pillow; will not breathe with both sides. Choice on backside cover.
LEATHER (ANY GRADE)	\$255	\$270	\$285	\$210	\$240	\$414

## SPECIAL PRICING INFORMATION

### POWER RECLINE OPTIONS:

<p><b>Recliners (some are standard with PB....see grid for details)</b></p> <p>Power Button (PB) \$300</p> <p>Power Button with Battery Pack (BB)....if PB is Standard \$300</p> <p>Power Button with Battery Pack (BB)... if PB is not standard \$600</p>	 Photo of Soft Touch Power Button	 Photo of Power Headrest Power Button featuring toggles for footrest/headrest/lumbar also features memory and on/off USB switch
<p><b>Luxury Motion (per motorized unit)</b></p> <p>Power Button with Battery Pack (BB) \$300</p>	 Photo of Power Headrest Power Button featuring home button and USB port	
<p><b>Luxury Tilts (Standard with Power Button....PB)</b></p> <p>Power Button with Battery Pack (BB) \$300</p>		
<p><b>Battery Pack:</b></p> <p>Battery Pack: \$300</p>		

### FABRIC CUT YARDAGE:

FABRIC GRADES	I	II	III	IV	V	VI
Cut Yardage (Per Yard)	\$63	\$93	\$123	\$153	\$183	\$213

### LEATHER BY THE SQUARE FOOT:

LEATHER GRADES	Grade 1	Grade 2	Grade 3	Grade 4
Sold by the Hide Only (Per SF)	\$25.50	\$28.50	\$34.50	\$40.50
		Novelty Leathers:		\$50.25

### CONTRASTING WELT UPCHARGE GRID:

CONTRASTING WELT OPTION ON ALL PIECES			NOTE: Inverted welt out of same leather - no charge.
ITEM	FABRIC	LEATHER	
SOFA/SLEEPER	\$120	\$375	
LOVESEAT/ WEDGE/CHAISE	\$105	\$300	
CHAIR/ ARMLESS/RECLINER	\$90	\$225	
OTTOMAN	\$90	\$180	

#### Arm/Headrest Covers

Arm Covers (17 x 17) are available for purchase: Fabric - \$150; Leather - \$240 per pair and are cut from random placement in the fabric

Headrest covers (17 x 17) are available for purchase: Fabric - \$75; Leather - \$120

### Upcharge to Finish Sectional Pieces to Stand Alone

Sectional Pieces that are built to hook up to other Sectional Pieces are not completely finished to stand alone. To do so will add a \$225 upcharge.

### NON-STANDARD CUSHION CHANGE UPCHARGE GRID:

ITEM	Charge	**Any change from non-standard cushion will result in these charges**
SOFA/SLEEPER	\$225	
LOVESEAT/ WEDGE/CHAISE	\$150	
CHAIR/ ARMLESS/RECLINER	\$75	

### Decorative / Cocktail Ottoman Contrasting Leather Band Charges

Fabric/Leather Graded Price + \$450 for Any Graded Leather (on a fabric ottoman) OR Decorative Leather Band

# Choose a Recliner series.....Sit Back.....Relax and Enjoy!!!

## 3000 Series: 3-way Lounger

Simply push on the arms to recline. You can upgrade to Power recline (at an upcharge) to activate your recliner with the soft-touch power button (linked to transformer that plugs in the wall) or to a battery pack. Distance needed to fully recline: 14" to 17"

## 4000 Series: Hi-Leg Lounger

Simply push on the arms to recline. You can upgrade to Power Recline (at an upcharge) to activate your recliner with the soft-touch power button (linked to transformer that plugs in the wall) or to a battery pack. A Hi-Leg recliner is generally higher off the floor than our 3000 series recliners which allows this recliner to feature an extra small footrest, making this ideal for taller people. Distance needed to fully recline: 14" to 19"

## 7000 Series: Wallhugger Series (Wallsaver)

A Wallhugger (wallsaver) is a recliner in which you use an activator to recline. The standard activator is a door-latch Outside release or you may choose the optional inside handle release. You can upgrade (at an upcharge) to the soft-touch power button (linked to transformer that plugs in the wall) or to a battery pack. A Wallhugger recliner only needs to be approximately 4" from the wall to fully recline. You can also upgrade to a Swivel Glider Recliner in all 7000 Series chairs (available in manual or power).



### Soft Touch Power Button (PB)

Actual size: 2 5/8" x 1 1/4"



### Power Headrest Power (PB)

Actual size: 3 1/4" x 2"



Wall-mount transformer included with PB upcharge. (additional cord pictured is to be used along with the transformer for additional plug-in length)



Battery Pack (included with wall-mount transformer pictured above with BB upcharge)

ITEM NUMBER:	C5502 CALVIN	C5503 CASTIEL	220/221/223/ 227/229-OT WARNER/STERLING/ HANLEY/LAWSON/ RANDLEMAN	220/221/223/ 227/229-25 WARNER/STERLING/ HANLEY/LAWSON/ RANDLEMAN	220/221/223/ 227/229-38 WARNER/STERLING/ HANLEY/LAWSON/ RANDLEMAN	220/221/223/ 227/229-41 WARNER/STERLING/ HANLEY/LAWSON/ RANDLEMAN
DESCRIPTION:	3-WAY LOUNGER	3-WAY LOUNGER	OTTOMAN	STATIONARY CHAIR 8-WAY HAND TIE	ARMLESS CHAIR 8-WAY HAND TIE	LAF CHAISE LOUNGE 8-WAY HAND TIE
PROGRAM:			SECT SEAT BY DESN	SECT SEAT BY DESN	SECT SEAT BY DESN	SECT SEAT BY DESN
STANDARD FINISH:	MH-MAHOAGANY	MH-MAHOAGANY	MH-MAHOAGANY	MH-MAHOAGANY	MH-MAHOAGANY	MH-MAHOAGANY
SEE PG 3 FOR A COMPLETE LIST OF AVAIL FINISHES	OPTIONAL FINISHES AVAIL AT NO UPCHARGE	OPTIONAL FINISHES AVAIL AT NO UPCHARGE	OPTIONAL FINISHES AVAIL AT NO UPCHARGE	OPTIONAL FINISHES AVAIL AT NO UPCHARGE	OPTIONAL FINISHES AVAIL AT NO UPCHARGE	OPTIONAL FINISHES AVAIL AT NO UPCHARGE
STANDARD CUSHION: ADDITIONAL CUSHION OPTIONS:	HR FOAM PREMIER DOWN - \$75 SPRING DOWN - \$75	HR FOAM PREMIER DOWN - \$75 SPRING DOWN - \$75	N/A	SPRING DOWN HR FOAM - \$75 PREMIER DOWN - \$75	SPRING DOWN HR FOAM - \$75 PREMIER DOWN - \$75	SPRING DOWN HR FOAM - \$150 PREMIER DOWN - \$150
PILLOW TYPE:	SEMI-ATTACHED	SEMI-ATTACHED	N/A	LOOSE PILLOW	LOOSE PILLOW	LOOSE PILLOW
STD./OPT. RELEASE OR SPECIAL PROGRAM OPTIONS:	PUSHBACK	PUSHBACK	Choice of Turned or Tapered Leg; Choice of Welt or Double-Needle seam treatment	Choice of Turned or Tapered Leg; Choice of Welt or Double-Needle seam treatment	Choice of Turned or Tapered Leg; Choice of Welt or Double-Needle seam treatment	Choice of Turned or Tapered Leg; Choice of Welt or Double-Needle seam treatment
POWER RECLINE OPTIONS: (SEE PAGE 9)	PB - POWER BUTTON - \$300; BB - POWER BUTTON WITH BATTERY PACK - \$600	PB - POWER BUTTON - \$300; BB - POWER BUTTON WITH BATTERY PACK - \$600	N/A	N/A	N/A	N/A
STANDARD NAIL:	TO APPLY NAILS, \$75 UPCHARGE APPLIES	N/A	220/221/227/229-NAT#9 223 - N/A	220/221/227/229-NAT#9 223 - N/A	220/221/227/229-NAT#9 223 - N/A	220/221/227/229-NAT#9 223 - N/A
NO NAIL OPTION:	STANDARD	STANDARD	220/221/227/229-AVAIL 223 - STD	220/221/227/229-AVAIL 223 - STD	220/221/227/229-AVAIL 223 - STD	220/221/227/229-AVAIL 223 - STD
OVERALL DIMENSIONS:	W 30 1/2" D 40" H 40 1/2"	W 29" D 40" H 40 1/2"	SEE SCHEMATIC ON PAGE 86 FOR DIMENSIONS PER STYLE	SEE SCHEMATIC ON PAGE 86 FOR DIMENSIONS PER STYLE	SEE SCHEMATIC ON PAGE 86 FOR DIMENSIONS PER STYLE	SEE SCHEMATIC ON PAGE 86 FOR DIMENSIONS PER STYLE
WEDGEWALL SPACE:						
SEAT HEIGHT:	20.5	20		21.5	21.5	21.5
SEAT DEPTH:	20	21		23	23	50
SEAT WIDTH:	21	21.5		21.5	24	26
ARM HEIGHT:	26	24.5		25.5		25.5
SEAT TO BACK HEIGHT:	20	20.5		15.5	15.5	15.5
DIST FRM WALL TO RECLNE:	15.5	15.5				
CHAIR IN FULL RECLINE:	67	67				
WEIGHT:	129	110	26	109	68	157
54 " PLAIN COM YDG.	8 1/4	7 1/4	2 3/4	9	6 1/2	11 1/4
CUBES:	44.22	44.22	11.7	68.61	44.2	90.23
FABRIC GRADE I / COM	2039	1709	1229	2609	2009	2999
FABRIC GRADE II	2219	1859	1289	2729	2129	3179
FABRIC GRADE III / COL	2339	1979	1349	2879	2249	3359
FABRIC GRADE IV	2459	2099	1439	2999	2339	3539
FABRIC GRADE V	2609	2279	1499	3149	2459	3689
FABRIC GRADE VI	2729	2399	1559	3299	2549	3869
COLLAGE PRICING: DESIGN YOUR OWN	COLLAGE PRICING : \$300 LESS THAN GRADE OF LEATHER CHOSEN	COLLAGE PRICING : \$300 LESS THAN GRADE OF LEATHER CHOSEN	COLLAGE: \$1469	COLLAGE: \$2999	COLLAGE: \$2639	COLLAGE: \$3719
MARRIED COVER						
LEATHER - GRADE 1	2909	2729	1469	3299	2939	4079
LEATHER - GRADE 2	3059	2909	1679	3629	3059	4439
LEATHER - GRADE 3	3419	3269	1829	3959	3359	4859
LEATHER - GRADE 4	3749	3599	1949	4319	3629	5249

ITEM NUMBER:	220/221/223/ 227/229-42	220/221/223/ 227/229-57	220/221/223/ 227/229-58	220/221/223/ 227/229-66	220/221/223/ 227/229-68	220/221/223/ 227/229-69
DESCRIPTION:	WARNER/STERLING/ HANLEY/LAWSON/ RANDLEMAN RAF CHAISE LOUNGE 8-WAY HAND TIE	WARNER/STERLING/ HANLEY/LAWSON/ RANDLEMAN LAF STATIONARY LOVESEAT 8-WAY HAND TIE	WARNER/STERLING/ HANLEY/LAWSON/ RANDLEMAN RAF STATIONARY LOVESEAT 8-WAY HAND TIE	WARNER/STERLING/ HANLEY/LAWSON/ RANDLEMAN TRUE CORNER WEDGE 8-WAY HAND TIE	WARNER/STERLING/ HANLEY/LAWSON/ RANDLEMAN CORNER WEDGE 8-WAY HAND TIE	WARNER/STERLING/ HANLEY/LAWSON/ RANDLEMAN QUEEN SLEEP SOFA AIR DREAM
PROGRAM:	SECT SEAT BY DESN MH-MAHOGANY	SECT SEAT BY DESN MH-MAHOGANY	SECT SEAT BY DESN MH-MAHOGANY	SECT SEAT BY DESN MH-MAHOGANY	SECT SEAT BY DESN MH-MAHOGANY	SECT SEAT BY DESN MH-MAHOGANY
SEE PG 3 FOR A COMPLETE LIST OF AVAIL FINISHES	OPTIONAL FINISHES AVAIL AT NO UPCHARGE	OPTIONAL FINISHES AVAIL AT NO UPCHARGE	OPTIONAL FINISHES AVAIL AT NO UPCHARGE	OPTIONAL FINISHES AVAIL AT NO UPCHARGE	OPTIONAL FINISHES AVAIL AT NO UPCHARGE	OPTIONAL FINISHES AVAIL AT NO UPCHARGE
STANDARD CUSHION: ADDITIONAL CUSHION OPTIONS:	SPRING DOWN HR FOAM - \$150 PREMIER DOWN - \$150	SPRING DOWN HR FOAM - \$150 PREMIER DOWN - \$150	SPRING DOWN HR FOAM - \$150 PREMIER DOWN - \$150	SPRING DOWN HR FOAM - \$150 PREMIER DOWN - \$150	SPRING DOWN HR FOAM - \$150 PREMIER DOWN - \$150	SPRING DOWN HR FOAM - \$225 PREMIER DOWN - \$225
PILLOW TYPE:	LOOSE PILLOW	LOOSE PILLOW	LOOSE PILLOW	LOOSE PILLOW	LOOSE PILLOW	LOOSE PILLOW
SPECIAL PROGRAM OPTIONS:	Choice of Turned or Tapered Leg; Choice of Welt or Double-Needle seam treatment	Choice of Turned or Tapered Leg; Choice of Welt or Double-Needle seam treatment	Choice of Turned or Tapered Leg; Choice of Welt or Double-Needle seam treatment	Choice of Turned or Tapered Leg; Choice of Welt or Double-Needle seam treatment	Choice of Turned or Tapered Leg; Choice of Welt or Double-Needle seam treatment	Choice of Turned or Tapered Leg; Choice of Welt or Double-Needle seam treatment
POWER RECLINE OPTIONS: (SEE PAGE 9)	N/A	N/A	N/A	N/A	N/A	N/A
STANDARD NAIL:	220/221/227/229-NAT#9 223 - N/A	220/221/227/229-NAT#9 223 - N/A	220/221/227/229-NAT#9 223 - N/A	220/221/227/229-NAT#9 223 - N/A	220/221/227/229-NAT#9 223 - N/A	220/221/227/229-NAT#9 223 - N/A
NO NAIL OPTION:	220/221/227/229-AVAIL 223 - STD	220/221/227/229-AVAIL 223 - STD	220/221/227/229-AVAIL 223 - STD	220/221/227/229-AVAIL 223 - STD	220/221/227/229-AVAIL 223 - STD	220/221/227/229-AVAIL 223 - STD
OVERALL DIMENSIONS:	SEE SCHEMATIC ON PAGE 86 FOR DIMENSIONS PER STYLE	SEE SCHEMATIC ON PAGE 86 FOR DIMENSIONS PER STYLE	SEE SCHEMATIC ON PAGE 86 FOR DIMENSIONS PER STYLE	SEE SCHEMATIC ON PAGE 86 FOR DIMENSIONS PER STYLE	SEE SCHEMATIC ON PAGE 86 FOR DIMENSIONS PER STYLE	SEE SCHEMATIC ON PAGE 86 FOR DIMENSIONS PER STYLE
WEDGEWALL SPACE:						
SEAT HEIGHT:	21.5	21.5	21.5	21.5	21.5	21.5
SEAT DEPTH:	50	23	23	23	23	23
SEAT WIDTH:	26	48.5	48.5	23	40	66
ARM HEIGHT:	25.5	25.5	25.5			25.5
SEAT TO BACK HEIGHT:	15.5	15.5	15.5	15.5	15.5	15.5
DIST FRM WALL TO RECLINE:						
CHAIR IN FULL RECLINE:						
WEIGHT:	157	158	158	142	130	290
54 " PLAIN COM YDG.	11 1/4	10 1/2	10 1/2	10 1/4	11	17 1/4
CUBES:	90.23	90.23	90.23	90.23	90.23	101.5
FABRIC GRADE I / COM	2999	3269	3269	2729	3059	5039
FABRIC GRADE II	3179	3389	3389	2879	3239	5339
FABRIC GRADE III / COL	3359	3539	3539	2999	3359	5609
FABRIC GRADE IV	3539	3659	3659	3149	3509	5879
FABRIC GRADE V	3689	3809	3809	3299	3629	6119
FABRIC GRADE VI	3869	3929	3929	3419	3749	6419
COLLAGE PRICING: DESIGN YOUR OWN	COLLAGE: \$3719	COLLAGE: \$4109	COLLAGE: \$4109	COLLAGE: \$3509	COLLAGE: \$3779	COLLAGE: \$6539
MARRIED COVER						
LEATHER - GRADE 1	4079	4289	4289	4079	4289	7739
LEATHER - GRADE 2	4439	4919	4919	4319	4619	8069
LEATHER - GRADE 3	4859	5249	5249	4709	5009	8759
LEATHER - GRADE 4	5249	5609	5609	5099	5429	9449

ITEM NUMBER:	220/221/223/ 227/229-75	220/221/223/ 227/229-78	220/221/223/ 227/229-79	220/221/223/ 227/229-83	220/221/223/ 227/229-84	220/221/223/ 227/229-93
DESCRIPTION:	WARNER/STERLING/ HANLEY/LAWSON/ RANDLEMAN STATIONARY LOVESEAT 8-WAY HAND TIE	WARNER/STERLING/ HANLEY/LAWSON/ RANDLEMAN ARMLESS LOVESEAT 8-WAY HAND TIE	WARNER/STERLING/ HANLEY/LAWSON/ RANDLEMAN QUEEN SLEEP SOFA	WARNER/STERLING/ HANLEY/LAWSON/ RANDLEMAN LAF STATIONARY SOFA 8-WAY HAND TIE	WARNER/STERLING/ HANLEY/LAWSON/ RANDLEMAN RAF STATIONARY SOFA 8-WAY HAND TIE	WARNER/STERLING/ HANLEY/LAWSON/ RANDLEMAN LAF CORNER RETURN SOFA 8-WAY HAND TIE
PROGRAM:	SECT SEAT BY DESN	SECT SEAT BY DESN	SECT SEAT BY DESN	SECT SEAT BY DESN	SECT SEAT BY DESN	SECT SEAT BY DESN
STANDARD FINISH:	MH-MAHOAGANY	MH-MAHOAGANY	MH-MAHOAGANY	MH-MAHOAGANY	MH-MAHOAGANY	MH-MAHOAGANY
SEE PG 3 FOR A COMPLETE LIST OF AVAIL FINISHES	OPTIONAL FINISHES AVAIL AT NO UPCHARGE	OPTIONAL FINISHES AVAIL AT NO UPCHARGE	OPTIONAL FINISHES AVAIL AT NO UPCHARGE	OPTIONAL FINISHES AVAIL AT NO UPCHARGE	OPTIONAL FINISHES AVAIL AT NO UPCHARGE	OPTIONAL FINISHES AVAIL AT NO UPCHARGE
STANDARD CUSHION: ADDITIONAL CUSHION OPTIONS:	SPRING DOWN HR FOAM - \$150 PREMIER DOWN - \$150	SPRING DOWN HR FOAM - \$150 PREMIER DOWN - \$150	SPRING DOWN HR FOAM - \$225 PREMIER DOWN - \$225	SPRING DOWN HR FOAM - \$225 PREMIER DOWN - \$225	SPRING DOWN HR FOAM - \$225 PREMIER DOWN - \$225	SPRING DOWN HR FOAM - \$225 PREMIER DOWN - \$225
PILLOW TYPE:	LOOSE PILLOW	LOOSE PILLOW	LOOSE PILLOW	LOOSE PILLOW	LOOSE PILLOW	LOOSE PILLOW
SPECIAL PROGRAM OPTIONS:	Choice of Turned or Tapered Leg; Choice of Welt or Double-Needle seam treatment	Choice of Turned or Tapered Leg; Choice of Welt or Double-Needle seam treatment	Choice of Turned or Tapered Leg; Choice of Welt or Double-Needle seam treatment	Choice of Turned or Tapered Leg; Choice of Welt or Double-Needle seam treatment	Choice of Turned or Tapered Leg; Choice of Welt or Double-Needle seam treatment	Choice of Turned or Tapered Leg; Choice of Welt or Double-Needle seam treatment
POWER RECLINE OPTIONS: (SEE PAGE 9)	N/A	N/A	N/A	N/A	N/A	N/A
STANDARD NAIL:	220/221/227/229-NAT#9 223 - N/A	220/221/227/229-NAT#9 223 - N/A	220/221/227/229-NAT#9 223 - N/A	220/221/227/229-NAT#9 223 - N/A	220/221/227/229-NAT#9 223 - N/A	220/221/227/229-NAT#9 223 - N/A
NO NAIL OPTION:	220/221/227/229-AVAIL 223 - STD	220/221/227/229-AVAIL 223 - STD	220/221/227/229-AVAIL 223 - STD	220/221/227/229-AVAIL 223 - STD	220/221/227/229-AVAIL 223 - STD	220/221/227/229-AVAIL 223 - STD
OVERALL DIMENSIONS:	SEE SCHEMATIC ON PAGE 86 FOR DIMENSIONS PER STYLE	SEE SCHEMATIC ON PAGE 86 FOR DIMENSIONS PER STYLE	SEE SCHEMATIC ON PAGE 86 FOR DIMENSIONS PER STYLE	SEE SCHEMATIC ON PAGE 86 FOR DIMENSIONS PER STYLE	SEE SCHEMATIC ON PAGE 86 FOR DIMENSIONS PER STYLE	SEE SCHEMATIC ON PAGE 86 FOR DIMENSIONS PER STYLE
WEDGEWALL SPACE: SEAT HEIGHT: SEAT DEPTH: SEAT WIDTH: ARM HEIGHT: SEAT TO BACK HEIGHT: DIST FRM WALL TO RECLINE: CHAIR IN FULL RECLINE: WEIGHT: 54 " PLAIN COM YDG. CUBES:	21.5 23 43 25.5 15.5  153 14 3/4 90.23	21.5 23 48 15.5  153 13 3/4 90.23	21.5 23 66 25.5 15.5  257 17 1/4 101.5	21.5 23 72 25.5 15.5  144 15 3/4 101.5	21.5 23 72 25.5 15.5  144 15 3/4 101.5	21.5 23 71 25.5 15.5  215 22 1/2 129.3
FABRIC GRADE I / COM	3869	3059	4679	4139	4139	4559
FABRIC GRADE II	4139	3239	4949	4409	4409	4889
FABRIC GRADE III / COL	4409	3359	5219	4679	4679	5219
FABRIC GRADE IV	4679	3509	5519	4949	4949	5579
FABRIC GRADE V	4949	3629	5759	5219	5219	5909
FABRIC GRADE VI	5219	3749	6029	5519	5519	6239
COLLAGE PRICING: DESIGN YOUR OWN	COLLAGE: \$4979	COLLAGE: \$3869	COLLAGE: \$6089	COLLAGE: \$5369	COLLAGE: \$5369	COLLAGE: \$5909
MARRIED COVER						
LEATHER - GRADE 1	5939	4289	7259	5729	5729	6599
LEATHER - GRADE 2	6269	4619	7619	6749	6749	7349
LEATHER - GRADE 3	6959	4949	8279	7439	7439	8009
LEATHER - GRADE 4	7649	5309	8969	8099	8099	8699

ITEM NUMBER:	220/221/223/ 227/229-94	220/221/223/ 227/229-95	220/221/223/ 227/229-96	301-25 SG	302-25SW	316-25SW
DESCRIPTION:	WARNER/STERLING/ HANLEY/LAWSON/ RANDLEMAN RAF CORNER RETURN SOFA 8-WAY HAND TIE	WARNER/STERLING/ HANLEY/LAWSON/ RANDLEMAN STATIONARY SOFA 8-WAY HAND TIE	WARNER/STERLING/ HANLEY/LAWSON/ RANDLEMAN STATIONARY LARGE SOFA 8-WAY HAND TIE	ANDRE SWIVEL GLIDER	BLAIR SWIVEL TUB CHAIR 8-WAY HAND TIE	LUNA SWIVEL TUB CHAIR 8-WAY HAND TIE
PROGRAM:	SECT SEAT BY DESN	SECT SEAT BY DESN	SECT SEAT BY DESN			
STANDARD FINISH:	MH-MAHOGANY	MH-MAHOGANY	MH-MAHOGANY	N/A	N/A	N/A
SEE PG 3 FOR A COMPLETE LIST OF AVAIL FINISHES	OPTIONAL FINISHES AVAIL AT NO UPCHARGE	OPTIONAL FINISHES AVAIL AT NO UPCHARGE	OPTIONAL FINISHES AVAIL AT NO UPCHARGE	N/A	N/A	N/A
STANDARD CUSHION:	SPRING DOWN HR FOAM - \$225	SPRING DOWN HR FOAM - \$225	SPRING DOWN HR FOAM - \$225	SPRING DOWN HR FOAM - \$75	SPRING DOWN HR FOAM - \$75	PREMIER DOWN HR FOAM - \$75
ADDITIONAL CUSHION OPTIONS:	PREMIER DOWN - \$225	PREMIER DOWN - \$225	PREMIER DOWN - \$225	PREMIER DOWN - \$75	PREMIER DOWN - \$75	SPRING DOWN - \$75
PILLOW TYPE:	LOOSE PILLOW	LOOSE PILLOW	LOOSE PILLOW	LOOSE PILLOW	LOOSE PILLOW	TIGHT BACK
SPECIAL PROGRAM OPTIONS:	Choice of Turned or Tapered Leg; Choice of Welt or Double-Needle seam treatment	Choice of Turned or Tapered Leg; Choice of Welt or Double-Needle seam treatment	Choice of Turned or Tapered Leg; Choice of Welt or Double-Needle seam treatment	SWIVEL - STD MEMORY SWIVEL-AVAIL	SWIVEL - STD MEMORY SWIVEL-AVAIL	SWIVEL - STD MEMORY SWIVEL-AVAIL
POWER RECLINE OPTIONS: (SEE PAGE 9)	N/A	N/A	N/A	N/A	N/A	N/A
STANDARD NAIL:	220/221/227/229-NAT#9 223 - N/A	220/221/227/229-NAT#9 223 - N/A	220/221/227/229-NAT#9 223 - N/A	NATURAL #9	N/A	NATURAL #54
NO NAIL OPTION:	220/221/227/229-AVAIL 223 - STD	220/221/227/229-AVAIL 223 - STD	220/221/227/229-AVAIL 223 - STD	NOT AVAILABLE	STANDARD	AVAILABLE
OVERALL DIMENSIONS:	SEE SCHEMATIC ON PAGE 86 FOR DIMENSIONS PER STYLE	SEE SCHEMATIC ON PAGE 86 FOR DIMENSIONS PER STYLE	SEE SCHEMATIC ON PAGE 86 FOR DIMENSIONS PER STYLE	W 35" D 40" H 34"	W 32 1/2" D 34 1/2" H 35"	W 32" D 37 1/2" H 34"
WEDGEWALL SPACE:						
SEAT HEIGHT:	21.5	21.5	21.5	19.5	20.5	20
SEAT DEPTH:	23	23	23	21	20	22.5
SEAT WIDTH:	71	65	75	21.5	23	19
ARM HEIGHT:	25.5	25.5	25.5	25.5	24.5	25
SEAT TO BACK HEIGHT:	15.5	15.5	15.5	14.5	14.5	14
DIST FRM WALL TO RECLINE: CHAIR IN FULL RECLINE:						
WEIGHT:	215	215	234	142	147	110
54 " PLAIN COM YDG.	22 1/2	16 3/4	23 3/4	7	6 1/2	6 3/4
CUBES:	129.3	101.5	173.1	44.2	44.22	44.2
FABRIC GRADE I / COM	4559	4319	4709	2249	2249	1949
FABRIC GRADE II	4889	4589	4979	2369	2369	2039
FABRIC GRADE III / COL	5219	4859	5249	2489	2519	2159
FABRIC GRADE IV	5579	5099	5549	2639	2639	2279
FABRIC GRADE V	5909	5399	5789	2759	2789	2369
FABRIC GRADE VI	6239	5669	6059	2909	2909	2489
COLLAGE PRICING: DESIGN YOUR OWN	COLLAGE: \$5907	COLLAGE: \$5369	COLLAGE: \$6089			
MARRIED COVER						
LEATHER - GRADE 1	6599	5909	7259	3149	3059	2669
LEATHER - GRADE 2	7349	6659	7619	3359	3269	2849
LEATHER - GRADE 3	8009	7349	8279	3689	3599	3179
LEATHER - GRADE 4	8697	8009	8969	4019	3929	3539

ITEM NUMBER:	321-25SW	338-25SW	340-25SW	345-OT	347-25SW	349-25SW
DESCRIPTION:	JAXON SWIVEL TUB CHAIR 8-WAY HAND TIE	PERCY SWIVEL TUB CHAIR 8-WAY HAND TIE	MARIETTA SWIVEL TUB CHAIR	JUNO COCKTAIL OTTOMAN	FARRAH SWIVEL CHAIR 8-WAY HAND TIE	CASSIDY SWIVEL CHAIR 8-WAY HAND TIE
PROGRAM:						
STANDARD FINISH:	N/A	N/A	N/A	MH-MAHOGANY	N/A	N/A
SEE PG 3 FOR A COMPLETE LIST OF AVAIL FINISHES	N/A	N/A	N/A	OPTIONAL FINISHES AVAIL AT NO UPCHARGE	N/A	N/A
STANDARD CUSHION: ADDITIONAL CUSHION OPTIONS:	PREMIER DOWN HR FOAM - \$75 SPRING DOWN - \$75	PREMIER DOWN HR FOAM - \$75 SPRING DOWN - \$75	PREMIER DOWN HR FOAM - \$75 SPRING DOWN - \$75	N/A	SPRING DOWN HR FOAM - \$75 PREMIER DOWN - \$75	SPRING DOWN HR FOAM - \$75 PREMIER DOWN - \$75
PILLOW TYPE:	LOOSE PILLOW	LOOSE PILLOW	TIGHT BACK	N/A	BUSTLE BACK	TIGHT BACK
SPECIAL PROGRAM OPTIONS:	SWIVEL - STD MEMORY SWIVEL-AVAIL	SWIVEL - STD MEMORY SWIVEL-AVAIL	SWIVEL - STD MEMORY SWIVEL-AVAIL UPCHARGE TO SWIVEL GLIDER - \$150	N/A	SWIVEL - STD MEMORY SWIVEL-AVAIL	SWIVEL - STD MEMORY SWIVEL-AVAIL
POWER RECLINE OPTIONS: (SEE PAGE 9)	N/A	N/A	N/A	N/A	N/A	N/A
STANDARD NAIL:	N/A	NATURAL #9	NATURAL #9	NATURAL #54	NATURAL #9	NATURAL #9
NO NAIL OPTION:	STANDARD	N/A	AVAILABLE	AVAILABLE	AVAILABLE	AVAILABLE
OVERALL DIMENSIONS:	W 29 1/2" D 38 1/2" H 34 1/2"	W 31" D 42" H 42"	W 35" D 35" H 32"	W 36 1/2" D 36 1/2" H 16"	W 29 1/2" D 42" H 45"	W 33" D 34 1/2" H 31"
WEDGEWALL SPACE:						
SEAT HEIGHT:	19	20.5	19		21	20
SEAT DEPTH:	20.5	22	20.5		21.5	22
SEAT WIDTH:	21	20	20.5		22	21.5
ARM HEIGHT:	23.5	24	29.5		24.5	31
SEAT TO BACK HEIGHT:	15.5	21.5	13		24	11
DIST FRM WALL TO RECLINE: CHAIR IN FULL RECLINE:						
WEIGHT:	110	110	110	80	136	146
54 " PLAIN COM YDG.	6 3/4	7 3/4	6	5 1/4	7 3/4	8
CUBES:	44.2	44.2	44.2	26.8	44.2	44.2
FABRIC GRADE I / COM	1979	2249	2129	1289	2909	2759
FABRIC GRADE II	2069	2339	2279	1439	3059	2879
FABRIC GRADE III / COL	2219	2429	2369	1499	3179	3029
FABRIC GRADE IV	2309	2549	2459	1589	3299	3149
FABRIC GRADE V	2399	2639	2579	1679	3449	3269
FABRIC GRADE VI	2489	2729	2669	1769	3569	3419
COLLAGE PRICING: DESIGN YOUR OWN						
SPECIAL PROGRAM OPTIONS/ MARRIED COVERS:				ADD LEATHER OR NOVELTY BORDER - \$450 UPCHARGE		
LEATER - GRADE 1	2729	3599	3149	1769	3809	3629
LEATHER - GRADE 2	2909	3749	3329	1889	3959	3809
LEATHER - GRADE 3	3269	4079	3599	2069	4289	4139
LEATHER - GRADE 4	3599	4439	3839	2309	4619	4469



ITEM NUMBER:	362-25SW	363-25SW	366-OT	378-OT	384-OT	389-OT
DESCRIPTION:	CASSIE SWIVEL CHAIR 8-WAY HAND TIE	KIRBY SWIVEL CHAIR 8-WAY HAND TIE	CALLIE COCKTAIL OTTOMAN	BOTTOM OF THE BARRELL OTTOMAN	BARRELL OF FUN OTTOMAN	ADAIRE DECORATIVE OTTOMAN
PROGRAM:						
STANDARD FINISH:	N/A	N/A	MH-MAHOGANY	N/A	N/A	MH-MAHOGANY
SEE PG 3 FOR A COMPLETE LIST OF AVAIL FINISHES	N/A	N/A	OPTIONAL FINISHES AVAIL AT NO UPCHARGE	N/A	N/A	OPTIONAL FINISHES AVAIL AT NO UPCHARGE
STANDARD CUSHION: ADDITIONAL CUSHION OPTIONS:	SPRING DOWN HR FOAM - \$75 PREMIER DOWN - \$75	SPRING DOWN HR FOAM - \$75 PREMIER DOWN - \$75	N/A	N/A	NA	N/A
PILLOW TYPE:	LOOSE PILLOW	TUFTED BACK	N/A	N/A	N/A	N/A
SPECIAL PROGRAM OPTIONS:	SWIVEL - STD MEMORY SWIVEL-AVAIL	SWIVEL - STD MEMORY SWIVEL-AVAIL	CHOICE OF GOLD OR PEWTER CASTER			
POWER RECLINE OPTIONS: (SEE PAGE 9)	N/A	N/A	N/A	N/A	N/A	N/A
STANDARD NAIL:	N/A	NATURAL #9/#54	NATURAL #9	N/A	N/A	N/A
NO NAIL OPTION:	STANDARD	AVAILABLE	AVAILABLE	STANDARD	STANDARD	STANDARD
OVERALL DIMENSIONS:	W 31" D 39" H 34.5"	W 35 1/2" D 39" H 36"	W 42" D 29" H 19"	W 21" D 21" H 17 1/2"	W 21" D 21" H 25 1/2"	W 54" D 28" H 18 1/2"
WEDGEWALL SPACE: SEAT HEIGHT: SEAT DEPTH: SEAT WIDTH: ARM HEIGHT: SEAT TO BACK HEIGHT: DIST FRM WALL TO RECLNE: CHAIR IN FULL RECLINE: WEIGHT: 54 " PLAIN COM YDG.	20.5 21 21.5 23.5 14  152 6 3/4	19 22.5 20 26 17  152 7 1/4	      57 4	      53	      75	      59 4 1/4
CUBES:	44.2	44.2	26.8	11.71	11.71	47.2
FABRIC GRADE I / COM	2129	2669	1379			1439
FABRIC GRADE II	2309	2789	1439			1559
FABRIC GRADE III / COL	2429	2939	1529			1649
FABRIC GRADE IV	2579	3059	1589			1739
FABRIC GRADE V	2699	3239	1649			1859
FABRIC GRADE VI	2819	3359	1709			1949
COLLAGE PRICING: DESIGN YOUR OWN						
SPECIAL PROGRAM OPTIONS/ NOVELTY PRICING:			ADD LEATHER OR NOVELTY BORDER - \$450 UPCHARGE	\$1,229	\$1,559	ADD LEATHER OR NOVELTY BORDER - \$450 UPCHARGE
LEATHER - GRADE 1	3149	3839	1799			1769
LEATHER - GRADE 2	3359	4019	1859			1889
LEATHER - GRADE 3	3689	4379	2009			2069
LEATHER - GRADE 4	4019	4709	2129			2309

ITEM NUMBER:	394-OT	397-OT	400-OTT	400-25	406-OT	406-25
DESCRIPTION:	ROUND EM UP OTTOMAN	JACQUELINE OTTOMAN	TARAVAL OTTOMAN	TARAVAL STATIONARY CHAIR	BARNABUS OTTOMAN	BARNABUS CLUB CHAIR 8-WAY HAND TIE
PROGRAM:						
STANDARD FINISH:	N/A	MH-MAHOGANY	MH-MAHOGANY	MH-MAHOGANY	MH-MAHOGANY	MH-MAHOGANY
SEE PG 3 FOR A COMPLETE LIST OF AVAIL FINISHES	N/A	OPTIONAL FINISHES AVAIL AT NO UPCHARGE	OPTIONAL FINISHES AVAIL AT NO UPCHARGE	OPTIONAL FINISHES AVAIL AT NO UPCHARGE	OPTIONAL FINISHES AVAIL AT NO UPCHARGE	OPTIONAL FINISHES AVAIL AT NO UPCHARGE
STANDARD CUSHION: ADDITIONAL CUSHION OPTIONS:	N/A	N/A	N/A	PREMIER DOWN HR FOAM - \$75 SPRING DOWN - \$75	N/A	SPRING DOWN HR FOAM - \$75 PREMIER DOWN - \$75
PILLOW TYPE:	N/A	N/A	N/A	TIGHT BACK	N/A	TIGHT CHANNEL BACK
SPECIAL PROGRAM OPTIONS:	N/A	N/A	N/A	N/A	N/A	N/A
POWER RECLINE OPTIONS: (SEE PAGE 9)	N/A	N/A	N/A	N/A	N/A	N/A
STANDARD NAIL:	N/A	NATURAL #9	NATURAL #9	NATURAL #9/#54	N/A	N/A
NO NAIL OPTION:	STANDARD	AVAILABLE	N/A	N/A	STANDARD	STANDARD
OVERALL DIMENSIONS:	W 36" D 36" H 17"	W 48 1/2" D 32 1/2" H 20 1/2"	W 28 1/2" D 18" H 18 1/2"	W 30 1/2" D 35 1/2" H 46"	W 23" D 17 1/2" H 17"	W 27.5" D 35" H 36"
WEDGEWALL SPACE: SEAT HEIGHT: SEAT DEPTH: SEAT WIDTH: ARM HEIGHT: SEAT TO BACK HEIGHT: DIST FRM WALL TO RECLNE: CHAIR IN FULL RECLINE: WEIGHT: 54 " PLAIN COM YDG.	59 4 3/4	4 1/4	35 2 1/4	21.5 24.5 20 25.5 24.5 124 7	38 3 1/2	20.5 20.5 20 27 15.5 137 5 1/2
CUBES:	26.83	26.83	11.7	32.4	11.7	44.2
FABRIC GRADE I / COM	1379	1409	1079	2249	1079	2129
FABRIC GRADE II	1499	1499	1169	2339	1229	2309
FABRIC GRADE III / COL	1589	1589	1199	2429	1319	2429
FABRIC GRADE IV	1679	1709	1229	2549	1409	2579
FABRIC GRADE V	1799	1799	1259	2639	1529	2699
FABRIC GRADE VI	1889	1889	1289	2729	1619	2819
COLLAGE PRICING: DESIGN YOUR OWN						
SPECIAL PROGRAM OPTIONS/ MARRIED COVERS:	ADD LEATHER OR NOVELTY BORDER - \$450 UPCHARGE	ADD LEATHER OR NOVELTY BORDER - \$450 UPCHARGE				
LEATHER - GRADE 1	2039	2069	1469	3599	1439	2819
LEATHER - GRADE 2	2159	2159	1529	3749	1559	2999
LEATHER - GRADE 3	2369	2369	1649	4079	1739	3359
LEATHER - GRADE 4	2579	2549	1799	4439	1949	3689

ITEM NUMBER:	406-75	406-95	408-OT	408-25	413-OT	413-25
DESCRIPTION:	BARNABUS LOVESEAT 8-WAY HAND TIE	BARNABUS STATIONARY SOFA 8-WAY HAND TIE	GALLIN OTTOMAN	GALLIN CLUB CHAIR	KANE OTTOMAN	KANE CLUB CHAIR
PROGRAM:						
STANDARD FINISH:	MH-MAHOGANY	MH-MAHOGANY	MH-MAHOGANY	MH-MAHOGANY	MH-MAHOGANY	MH-MAHOGANY
SEE PG 3 FOR A COMPLETE LIST OF AVAIL FINISHES	OPTIONAL FINISHES AVAIL AT NO UPCHARGE	OPTIONAL FINISHES AVAIL AT NO UPCHARGE	OPTIONAL FINISHES AVAIL AT NO UPCHARGE	OPTIONAL FINISHES AVAIL AT NO UPCHARGE	OPTIONAL FINISHES AVAIL AT NO UPCHARGE	OPTIONAL FINISHES AVAIL AT NO UPCHARGE
STANDARD CUSHION: ADDITIONAL CUSHION OPTIONS:	SPRING DOWN HR FOAM - \$150 PREMIER DOWN - \$150	SPRING DOWN HR FOAM - \$225 PREMIER DOWN - \$225	N/A	SPRING DOWN HR FOAM - \$75 PREMIER DOWN - \$75	N/A	SPRING DOWN HR FOAM - \$75 PREMIER DOWN - \$75
PILLOW TYPE:	TIGHT CHANNEL BACK	TIGHT CHANNEL BACK	N/A	TIGHT/BUTTONS	NA	TIGHT BACK
SPECIAL PROGRAM OPTIONS:	N/A	N/A	N/A	N/A	N/A	N/A
POWER RECLINE OPTIONS: (SEE PAGE 9)	N/A	N/A	N/A	N/A	N/A	N/A
STANDARD NAIL:	N/A	N/A	N/A	N/A	NATURAL #9	NATURAL #9
NO NAIL OPTION:	STANDARD	STANDARD	STANDARD	STANDARD	AVAILABLE	AVAILABLE
OVERALL DIMENSIONS:	W 55" D 35" H 36"	W 78" D 35" H 36"	W 24" D 18" H 18 1/2"	W 31" D 39 1/2" H 45 1/2"	W 24" D 18" H 17 1/2"	W 29" D 37" H 33 1/2"
WEDGEWALL SPACE:						
SEAT HEIGHT:	20.5	20.5		20.5		19.5
SEAT DEPTH:	20.5	20.5		23		22.5
SEAT WIDTH:	47	70		20.5		20
ARM HEIGHT:	27	27		23.5		24
SEAT TO BACK HEIGHT:	15.5	15.5		25		14
DIST FRM WALL TO RECLNE: CHAIR IN FULL RECLINE:						
WEIGHT:	232	266	35	137	38	111
54 " PLAIN COM YDG.	8 3/4	11 1/4	3 1/2	6 1/4	2 1/4	5 3/4
CUBES:	90.23	129.32	11.71	44.2	11.71	44.22
FABRIC GRADE I / COM	3419	3749	929	1979	1019	2039
FABRIC GRADE II	3689	4019	1019	2099	1169	2219
FABRIC GRADE III / COL	3959	4319	1169	2279	1259	2339
FABRIC GRADE IV	4259	4589	1259	2399	1349	2489
FABRIC GRADE V	4529	4869	1349	2549	1469	2609
FABRIC GRADE VI	4769	5099	1439	2669	1559	2729
COLLAGE PRICING: DESIGN YOUR OWN						
SPECIAL PROGRAM OPTIONS/ MARRIED COVERS:						
LEATHER - GRADE 1	4769	5099	1439	2819	1379	2909
LEATHER - GRADE 2	5099	5459	1559	2999	1499	3059
LEATHER - GRADE 3	5789	6119	1739	3359	1679	3419
LEATHER - GRADE 4	6479	6809	1949	3689	1889	3749

ITEM NUMBER:	413-75	413-95	416-OT	416-25	418-OT	418-25
DESCRIPTION:	KANE LOVESEAT 8-WAY HAND TIE	KANE STATIONARY SOFA 8-WAY HAND TIE	JETSON OTTOMAN	JETSON CLUB CHAIR	KANE OTTOMAN	KANE CLUB CHAIR 8-WAY HAND TIE
PROGRAM:						
STANDARD FINISH:	MH-MAHOGANY	MH-MAHOGANY	MH-MAHOGANY	MH-MAHOGANY	MH-MAHOGANY	MH-MAHOGANY
SEE PG 3 FOR A COMPLETE LIST OF AVAIL FINISHES	OPTIONAL FINISHES AVAIL AT NO UPCHARGE	OPTIONAL FINISHES AVAIL AT NO UPCHARGE	OPTIONAL FINISHES AVAIL AT NO UPCHARGE	OPTIONAL FINISHES AVAIL AT NO UPCHARGE	OPTIONAL FINISHES AVAIL AT NO UPCHARGE	OPTIONAL FINISHES AVAIL AT NO UPCHARGE
STANDARD CUSHION: ADDITIONAL CUSHION OPTIONS:	SPRING DOWN HR FOAM - \$150 PREMIER DOWN - \$150	SPRING DOWN HR FOAM - \$225 PREMIER DOWN - \$225	N/A	SPRING DOWN HR FOAM - \$75 PREMIER DOWN - \$75	N/A	SPRING DOWN HR FOAM - \$75 PREMIER DOWN - \$75
PILLOW TYPE:	TIGHT BACK	TIGHT BACK	N/A	SEMI-ATTACHED	N/A	TIGHT BACK
SPECIAL PROGRAM OPTIONS:	N/A	N/A	N/A	N/A	N/A	N/A
POWER RECLINE OPTIONS: (SEE PAGE 9)	N/A	N/A	N/A	N/A	N/A	N/A
STANDARD NAIL:	NATURAL #9	NATURAL #9	N/A	N/A	NATURAL #9	NATURAL #9
NO NAIL OPTION:	AVAILABLE	AVAILABLE	STANDARD	STANDARD	AVAILABLE	AVAILABLE
OVERALL DIMENSIONS:	W 49" D 37" H 33 1/2"	W 69 1/2" D 37" H 33 1/2"	W 23" D 19" H 17 1/2"	W 30 1/2" D 37 1/2" H 39"	W 24" D 18" H 17 1/2"	W 29" D 37" H 33 1/2"
WEDGEWALL SPACE:						
SEAT HEIGHT:	19.5	19.5		20		19.5
SEAT DEPTH:	22.5	22.5		21		22.5
SEAT WIDTH:	40	60		22		20
ARM HEIGHT:	24	24		24		24
SEAT TO BACK HEIGHT:	14	14		19		14
DIST FRM WALL TO RECLNE: CHAIR IN FULL RECLINE:						
WEIGHT:	141	236	38	111	38	111
54 " PLAIN COM YDG.	9	11 3/4	2 1/2	5 1/2	2 1/4	5 3/4
CUBES:	90.2	120.3	11.71	44.22	11.71	44.22
FABRIC GRADE I / COM	3059	3419	869	2249	1019	2039
FABRIC GRADE II	3359	3689	959	2369	1169	2219
FABRIC GRADE III / COL	3629	3959	1079	2519	1259	2339
FABRIC GRADE IV	3899	4259	1199	2639	1349	2489
FABRIC GRADE V	4169	4529	1289	2789	1469	2609
FABRIC GRADE VI	4439	4769	1379	2909	1559	2729
COLLAGE PRICING: DESIGN YOUR OWN						
SPECIAL PROGRAM OPTIONS/ MARRIED COVERS:						
LEATHER - GRADE - 1	4769	5099	1229	2909	1379	2909
LEATHER - GRADE 2	5099	5459	1319	3059	1499	3059
LEATHER - GRADE 3	5789	6119	1529	3419	1679	3419
LEATHER - GRADE 4	6479	6809	1709	3749	1889	3749

ITEM NUMBER: DESCRIPTION:	418-75 KANE STATIONARY LOVESEAT 8-WAY HAND TIE	418-95 KANE STATIONARY SOFA 8-WAY HAND TIE	422-OT LIVIAN OTTOMAN	422-25 LIVIAN CLUB CHAIR	445-25 AURORA STATIONARY CHAIR 8-WAY HAND TIE	463-OTT KIRBY OTTOMAN
PROGRAM:						
STANDARD FINISH: SEE PG 3 FOR A COMPLETE LIST OF AVAIL FINISHES	MH-MAHOGANY OPTIONAL FINISHES AVAIL AT NO UPCHARGE	MH-MAHOGANY OPTIONAL FINISHES AVAIL AT NO UPCHARGE	MH-MAHOGANY OPTIONAL FINISHES AVAIL AT NO UPCHARGE	MH-MAHOGANY OPTIONAL FINISHES AVAIL AT NO UPCHARGE	MH-MAHOGANY OPTIONAL FINISHES AVAIL AT NO UPCHARGE	MH-MAHOGANY OPTIONAL FINISHES AVAIL AT NO UPCHARGE
STANDARD CUSHION: ADDITIONAL CUSHION OPTIONS:	SPRING DOWN HR FOAM - \$150 PREMIER DOWN - \$150	SPRING DOWN HR FOAM - \$225 PREMIER DOWN - \$225	N/A	SPRING DOWN HR FOAM - \$75 PREMIER DOWN - \$75	PREMIER DOWN HR FOAM - \$75 SPRING DOWN - \$75	N/A
PILLOW TYPE:	TIGHT BACK	TIGHT BACK	N/A	TIGHT BACK	TIGHT BACK	N/A
SPECIAL PROGRAM OPTIONS:	N/A	N/A	N/A	N/A	N/A	N/A
POWER RECLINE OPTIONS: (SEE PAGE 9)	N/A	N/A	N/A	N/A	N/A	N/A
STANDARD NAIL:	NATURAL #9	NATURAL #9	N/A	N/A	NATURAL #9	NATURAL #54
NO NAIL OPTION:	AVAILABLE	AVAILABLE	STANDARD	STANDARD	N/A	AVAILABLE
OVERALL DIMENSIONS:	W 49" D 37" H 33 1/2"	W 69 1/2" D 37" H 33 1/2"	W 22" D 18" H 17"	W 28" D 35" H 43"	W 31 1/2" D 37 1/2" H 43 1/2"	W 22" D 16" H 17"
WEDGEWALL SPACE:						
SEAT HEIGHT:	19.5	19.5		20.5	21	
SEAT DEPTH:	22.5	22.5		22	22	
SEAT WIDTH:	40	60		21	21	
ARM HEIGHT:	24	24		23.5	24.5	
SEAT TO BACK HEIGHT:	14	14		22.5	22.5	
DIST FRM WALL TO RECLNE: CHAIR IN FULL RECLINE:						
WEIGHT:	141	236	38	136	117	35
54 " PLAIN COM YDG.	9	11 3/4	2 1/2	5 1/2	7 1/4	2 1/2
CUBES:	90.2	120.3	11.7	44.2	44.2	11.7
FABRIC GRADE I / COM	3059	3419	1229	2069	2249	929
FABRIC GRADE II	3359	3689	1319	2189	2369	1019
FABRIC GRADE III / COL	3629	3959	1439	2309	2519	1169
FABRIC GRADE IV	3899	4259	1529	2459	2639	1259
FABRIC GRADE V	4169	4529	1619	2579	2789	1349
FABRIC GRADE VI	4439	4769	1709	2729	2909	1439
COLLAGE PRICING: DESIGN YOUR OWN						
SPECIAL PROGRAM OPTIONS/ MARRIED COVERS:						
LEATHER - GRADE - 1	4769	5099	1559	2969	3119	1289
LEATHER - GRADE 2	5099	5459	1649	3149	3329	1409
LEATHER - GRADE 3	5789	6119	1859	3479	3659	1589
LEATHER - GRADE 4	6479	6809	2039	3809	3989	1799

ITEM NUMBER:	463-25	486-OT	486-25	486-75	486-95	508-OT
DESCRIPTION:	KIRBY STATIONARY CHAIR 8-WAY HAND TIE	BARNABUS OTTOMAN	BARNABUS STATIONARY CHAIR 8-WAY HAND TIE	BARNABUS STATIONARY LOVESEAT 8-WAY HAND TIE	BARNABUS STATIONARY SOFA 8-WAY HAND TIE	YORBA OTTOMAN
PROGRAM:						
STANDARD FINISH:	MH-MAHOAGANY	MH-MAHOAGANY	MH-MAHOAGANY	MH-MAHOAGANY	MH-MAHOAGANY	MH-MAHOAGANY
SEE PG 3 FOR A COMPLETE LIST OF AVAIL FINISHES	OPTIONAL FINISHES AVAIL AT NO UPCHARGE	OPTIONAL FINISHES AVAIL AT NO UPCHARGE	OPTIONAL FINISHES AVAIL AT NO UPCHARGE	OPTIONAL FINISHES AVAIL AT NO UPCHARGE	OPTIONAL FINISHES AVAIL AT NO UPCHARGE	OPTIONAL FINISHES AVAIL AT NO UPCHARGE
STANDARD CUSHION: ADDITIONAL CUSHION OPTIONS:	PREMIER DOWN HR FOAM - \$75 SPRING DOWN - \$75	N/A	SPRING DOWN HR FOAM - \$75 PREMIER DOWN - \$75	SPRING DOWN HR FOAM - \$150 PREMIER DOWN - \$150	SPRING DOWN HR FOAM - \$225 PREMIER DOWN - \$225	N/A
PILLOW TYPE:	TUFTED	N/A	TIGHT CHANNEL BACK	TIGHT CHANNEL BACK	TIGHT CHANNEL BACK	N/A
SPECIAL PROGRAM OPTIONS:	N/A	N/A	N/A	N/A	N/A	N/A
POWER RECLINE OPTIONS: (SEE PAGE 9)	N/A	N/A	N/A	N/A	N/A	N/A
STANDARD NAIL:	NATURAL #9/#54	N/A	N/A	N/A	N/A	N/A
NO NAIL OPTION:	AVAILABLE	STANDARD	STANDARD	STANDARD	STANDARD	STANDARD
OVERALL DIMENSIONS:	W 35 1/2" D 39" H 36"	W 23" D 17 1/2" H 17"	W 27.5" D 35" H 36"	W 55" D 35" H 36"	W 78" D 35" H 36"	W 26" D 20" H 19"
WEDGEWALL SPACE:						
SEAT HEIGHT:	19		20.5	20.5	20.5	
SEAT DEPTH:	23.5		20.5	20.5	20.5	
SEAT WIDTH:	19.5		20	47	70	
ARM HEIGHT:	26		27	27	27	
SEAT TO BACK HEIGHT:	17		15.5	15.5	15.5	
DIST FRM WALL TO RECLINE:						
CHAIR IN FULL RECLINE:						
WEIGHT:	117	38	137	232	266	35
54 " PLAIN COM YDG.	7 1/4	3 1/2	5 1/2	8 3/4	11 1/4	2 3/4
CUBES:	44.2	11.7	44.2	90.23	129.32	11.7
FABRIC GRADE I / COM	2429	1079	2129	3419	3749	989
FABRIC GRADE II	2579	1229	2309	3689	4019	1049
FABRIC GRADE III / COL	2699	1319	2429	3959	4319	1169
FABRIC GRADE IV	2819	1409	2579	4259	4589	1229
FABRIC GRADE V	2969	1529	2699	4529	4869	1289
FABRIC GRADE VI	3089	1619	2819	4769	5099	1349
COLLAGE PRICING: DESIGN YOUR OWN						
SPECIAL PROGRAM OPTIONS/ MARRIED COVERS:						MARRIED COVER AVAILABLE. PRICING GRID ON PG 69 - 71
LEATHER - GRADE - 1	3359	1439	2819	4769	5099	1379
LEATHER - GRADE 2	3509	1559	2999	5099	5459	1439
LEATHER - GRADE 3	3839	1739	3359	5789	6119	1589
LEATHER - GRADE 4	4169	1949	3689	6479	6809	1709

ITEM NUMBER:	508-25	508-75	508-95	510-OT	510-25	510-75
DESCRIPTION:	YORBA STATIONARY CHAIR 8-WAY HAND TIE	YORBA STATIONARY LOVESEAT 8-WAY HAND TIE	YORBA STATIONARY SOFA 8-WAY HAND TIE	CAROLINE OTTOMAN	CAROLINE STATIONARY CHAIR 8-WAY HAND TIE	CAROLINE LOVESEAT 8-WAY HAND TIE
PROGRAM:						
STANDARD FINISH:	MH-MAHOGANY	MH-MAHOGANY	MH-MAHOGANY	MH-MAHOGANY	MH-MAHOGANY	MH-MAHOGANY
SEE PG 3 FOR A COMPLETE LIST OF AVAIL FINISHES	OPTIONAL FINISHES AVAIL AT NO UPCHARGE	OPTIONAL FINISHES AVAIL AT NO UPCHARGE	OPTIONAL FINISHES AVAIL AT NO UPCHARGE	OPTIONAL FINISHES AVAIL AT NO UPCHARGE	OPTIONAL FINISHES AVAIL AT NO UPCHARGE	OPTIONAL FINISHES AVAIL AT NO UPCHARGE
STANDARD CUSHION: ADDITIONAL CUSHION OPTIONS:	PREMIER DOWN HR FOAM - \$75 SPRING DOWN - \$75	PREMIER DOWN HR FOAM - \$150 SPRING DOWN - \$150	PREMIER DOWN HR FOAM - \$225 SPRING DOWN - \$225	N/A	SPRING DOWN HR FOAM - \$75 PREMIER DOWN - \$75	SPRING DOWN HR FOAM - \$150 PREMIER DOWN - \$150
PILLOW TYPE:	LOOSE PILLOW	LOOSE PILLOW	LOOSE PILLOW	N/A	LOOSE PILLOW	LOOSE PILLOW
SPECIAL PROGRAM OPTIONS:	N/A	N/A	N/A	N/A	N/A	N/A
POWER RECLINE OPTIONS: (SEE PAGE 9)	N/A	N/A	N/A	N/A	N/A	N/A
STANDARD NAIL:	N/A	N/A	N/A	NATURAL #9	NATURAL #9	NATURAL #9
NO NAIL OPTION:	STANDARD	STANDARD	STANDARD	AVAILABLE	AVAILABLE	AVAILABLE
OVERALL DIMENSIONS:	W 33" D 37" H 35"	W 54 1/2" D 37" H 35"	W 76" D 37" H 35"	W 28" D 20" H 18"	W 32 1/2" D 41" H 38"	W 59 1/2" D 41" H 38"
WEDGEWALL SPACE:						
SEAT HEIGHT:	20.5	20.5	20.5		21	21
SEAT DEPTH:	21.5	21.5	21.5		22	22
SEAT WIDTH:	21.5	42.5	64		23	49.5
ARM HEIGHT:	26	26	26		25	25
SEAT TO BACK HEIGHT:	14.5	14.5	14.5		17	17
DIST FRM WALL TO RECLNE: CHAIR IN FULL RECLINE:						
WEIGHT:	117	123	150	38	136	206.8
54 " PLAIN COM YDG.	7 3/4	11	14 3/4	3	7 1/2	15 1/2
CUBES:	44.2	90.23	101.5	11.7	44.2	90.2
FABRIC GRADE I / COM	1949	3089	3449	989	2159	3929
FABRIC GRADE II	2069	3329	3659	1109	2279	4199
FABRIC GRADE III / COL	2249	3509	3839	1199	2429	4469
FABRIC GRADE IV	2369	3719	4049	1289	2549	4739
FABRIC GRADE V	2489	3899	4259	1409	2699	5009
FABRIC GRADE VI	2639	4109	4469	1499	2819	5249
COLLAGE PRICING: DESIGN YOUR OWN						
SPECIAL PROGRAM OPTIONS/ MARRIED COVERS:	MARRIED COVER AVAILABLE. PRICING GRID ON PG 69 - 71	MARRIED COVER AVAILABLE. PRICING GRID ON PG 69 - 71	MARRIED COVER AVAILABLE. PRICING GRID ON PG 69 - 71	MARRIED COVER AVAILABLE. PRICING GRID ON PG 69 - 71	MARRIED COVER AVAILABLE. PRICING GRID ON PG 69 - 71	MARRIED COVER AVAILABLE. PRICING GRID ON PG 69 - 71
LEATHER - GRADE 1	2969	5399	5729	1409	3479	6449
LEATHER - GRADE 2	3119	5729	6059	1499	3629	6779
LEATHER - GRADE 3	3479	6419	6749	1709	3959	7439
LEATHER - GRADE 4	3809	7079	7439	1889	4289	8099

ITEM NUMBER:	510-95	511-OT	511-25	511-75	511-95	513-OT
DESCRIPTION:	CAROLINE STATIONARY SOFA 8-WAY HAND TIE	MAJESTY OTTOMAN	MAJESTY STATIONARY CHAIR 8-WAY HAND TIE	MAJESTY LOVESEAT 8-WAY HAND TIE	MAJESTY STATIONARY SOFA 8-WAY HAND TIE	WEISS OTTOMAN
PROGRAM:						
STANDARD FINISH:	MH-MAHOGANY	MH-MAHOGANY	MH-MAHOGANY	MH-MAHOGANY	MH-MAHOGANY	MH-MAHOGANY
SEE PG 3 FOR A COMPLETE LIST OF AVAIL FINISHES	OPTIONAL FINISHES AVAIL AT NO UPCHARGE	OPTIONAL FINISHES AVAIL AT NO UPCHARGE	OPTIONAL FINISHES AVAIL AT NO UPCHARGE	OPTIONAL FINISHES AVAIL AT NO UPCHARGE	OPTIONAL FINISHES AVAIL AT NO UPCHARGE	OPTIONAL FINISHES AVAIL AT NO UPCHARGE
STANDARD CUSHION: ADDITIONAL CUSHION OPTIONS:	SPRING DOWN HR FOAM - \$225 PREMIER DOWN - \$225	N/A	SPRING DOWN HR FOAM - \$75 PREMIER DOWN - \$75	SPRING DOWN HR FOAM - \$150 PREMIER DOWN - \$150	SPRING DOWN HR FOAM - \$225 PREMIER DOWN - \$225	N/A
PILLOW TYPE:	LOOSE PILLOW	N/A	LOOSE PILLOW	LOOSE PILLOW	LOOSE PILLOW	N/A
SPECIAL PROGRAM OPTIONS:	N/A	N/A	N/A	N/A	N/A	N/A
POWER RECLINE OPTIONS: (SEE PAGE 9)	N/A	N/A	N/A	N/A	N/A	N/A
STANDARD NAIL:	NATURAL #9	NATURAL #9	NATURAL #9	NATURAL #9	NATURAL #9	N/A
NO NAIL OPTION:	AVAILABLE	AVAILABLE	AVAILABLE	AVAILABLE	AVAILABLE	STANDARD
OVERALL DIMENSIONS:	W 84 1/2" D 41" H 38"	W 32" D 20" H 18"	W 39 1/2" D 48" H 39"	W 66 1/2" D 48" H 39"	W 93 1/2" D 48" H 39"	W 25" D 19" H 17 1/2"
WEDGEWALL SPACE:						
SEAT HEIGHT:	21		21	21	21	
SEAT DEPTH:	22		22	22	22	
SEAT WIDTH:	74.5		27	54	81	
ARM HEIGHT:	25		26	26	26	
SEAT TO BACK HEIGHT:	17		18	18	18	
DIST FRM WALL TO RECLNE: CHAIR IN FULL RECLINE:						
WEIGHT:	270	35	120	175	235	38
54 " PLAIN COM YDG.	18 3/4	2 3/4	16 1/2	21 1/2	25 1/4	2 3/4
CUBES:	120.9	11.71	44.22	90.23	101.5	11.71
FABRIC GRADE I / COM	4259	929	3149	4919	5249	959
FABRIC GRADE II	4529	1019	3329	5189	5549	1079
FABRIC GRADE III / COL	4799	1169	3449	5489	5819	1199
FABRIC GRADE IV	5069	1259	3599	5759	6089	1289
FABRIC GRADE V	5339	1349	3719	6029	6389	1379
FABRIC GRADE VI	5579	1439	3839	6269	6629	1499
COLLAGE PRICING: DESIGN YOUR OWN						
SPECIAL PROGRAM OPTIONS/ MARRIED COVERS:	MARRIED COVER AVAILABLE. PRICING GRID ON PG 69 - 71					MARRIED COVER AVAILABLE. PRICING GRID ON PG 69 - 71
LEATHER - GRADE 1	6779	1079	4859	7289	7649	1319
LEATHER - GRADE 2	7109	1229	5039	7649	7979	1439
LEATHER - GRADE 3	7769	1409	5399	8309	8669	1619
LEATHER - GRADE 4	8429	1619	5729	8999	9329	1619



ITEM NUMBER:	513-25	513-75	513-95	514-OT	514-25	514-75
DESCRIPTION:	WEISS STATIONARY CHAIR 8-WAY HAND TIE	WEISS STATIONARY LOVESEAT 8-WAY HAND TIE	WEISS STATIONARY SOFA 8-WAY HAND TIE	TAYLOR OTTOMAN	TAYLOR STATIONARY CHAIR 8-WAY HAND TIE	TAYLOR LOVESEAT 8-WAY HAND TIE
PROGRAM:						
STANDARD FINISH:	MH-MAHOGANY	MH-MAHOGANY	MH-MAHOGANY	MH-MAHOGANY	MH-MAHOGANY	MH-MAHOGANY
SEE PG 3 FOR A COMPLETE LIST OF AVAIL FINISHES	OPTIONAL FINISHES AVAIL AT NO UPCHARGE	OPTIONAL FINISHES AVAIL AT NO UPCHARGE	OPTIONAL FINISHES AVAIL AT NO UPCHARGE	OPTIONAL FINISHES AVAIL AT NO UPCHARGE	OPTIONAL FINISHES AVAIL AT NO UPCHARGE	OPTIONAL FINISHES AVAIL AT NO UPCHARGE
STANDARD CUSHION: ADDITIONAL CUSHION OPTIONS:	SPRING DOWN HR FOAM - \$75 PREMIER DOWN - \$75	SPRING DOWN HR FOAM - \$150 PREMIER DOWN - \$150	SPRING DOWN HR FOAM - \$225 PREMIER DOWN - \$225	N/A	SPRING DOWN HR FOAM - \$75 PREMIER DOWN - \$75	SPRING DOWN HR FOAM - \$150 PREMIER DOWN - \$150
PILLOW TYPE:	LOOSE PILLOW	LOOSE PILLOW	LOOSE PILLOW	N/A	BUSTLE BACK	BUSTLE BACK
SPECIAL PROGRAM OPTIONS:	N/A	N/A	N/A	N/A	N/A	N/A
POWER RECLINE OPTIONS: (SEE PAGE 9)	N/A	N/A	N/A	N/A	N/A	N/A
STANDARD NAIL:	N/A	N/A	N/A	NATURAL #9	NATURAL #9	NATURAL #9
NO NAIL OPTION:	STANDARD	STANDARD	STANDARD	AVAILABLE	AVAILABLE	AVAILABLE
OVERALL DIMENSIONS:	W 31 1/2" D 41" H 36"	W 53 1/2" D 41" H 36"	W 75" D 41" H 36"	W 27" D 20" H 17"	W 36 1/2" D 45 1/2" H 40 1/2"	W 58 1/2" D 45 1/2" H 40 1/2"
WEDGEWALL SPACE:						
SEAT HEIGHT:	20	20	20		20.5	20.5
SEAT DEPTH:	22	22	22		22.5	22.5
SEAT WIDTH:	21	44.5	66		22	44
ARM HEIGHT:	25	25	25		25	25
SEAT TO BACK HEIGHT:	16	16	16		20	20
DIST FRM WALL TO RECLNE: CHAIR IN FULL RECLINE:						
WEIGHT:	136	207	260	38	127	208
54 " PLAIN COM YDG.	7 1/4	11 1/2	15 1/4	2 3/4	8	12 1/4
CUBES:	69.62	90.23	101.48	11.7	44.2	90.23
FABRIC GRADE I / COM	2039	3419	3749	1049	2759	3929
FABRIC GRADE II	2219	3689	4019	1139	2879	4199
FABRIC GRADE III / COL	2339	3959	4319	1229	3029	4469
FABRIC GRADE IV	2489	4259	4589	1319	3149	4739
FABRIC GRADE V	2609	4529	4859	1439	3269	5009
FABRIC GRADE VI	2729	4769	5099	1529	3419	5249
COLLAGE PRICING: DESIGN YOUR OWN						
SPECIAL PROGRAM OPTIONS/ MARRIED COVERS:	MARRIED COVER AVAILABLE. PRICING GRID ON PG 69 - 71	MARRIED COVER AVAILABLE. PRICING GRID ON PG 69 - 71	MARRIED COVER AVAILABLE. PRICING GRID ON PG 69 - 71	MARRIED COVER AVAILABLE. PRICING GRID ON PG 69 - 71	MARRIED COVER AVAILABLE. PRICING GRID ON PG 69 - 71	MARRIED COVER AVAILABLE. PRICING GRID ON PG 69 - 71
LEATHER - GRADE 1	3059	5459	5789	1409	3959	6449
LEATHER - GRADE 2	3269	5789	6119	1499	4139	6779
LEATHER - GRADE 3	3599	6479	6809	1709	4469	7439
LEATHER - GRADE 4	3929	7139	7499	1889	4799	8099

ITEM NUMBER:	514-95	525-OT	527-OT	547-OT	547-25	547-75
DESCRIPTION:	TAYLOR STATIONARY SOFA 8-WAY HAND TIE	KEARNEY OTTOMAN	BLAKE COCKTAIL OTTOMAN	TIMBER OTTOMAN	TIMBER STATIONARY CHAIR 8-WAY HAND TIE	TIMBER LOVESEAT 8-WAY HAND TIE
PROGRAM:						
STANDARD FINISH:	MH-MAHOAGANY	MH-MAHOAGANY	MH-MAHOAGANY	MH-MAHOAGANY	MH-MAHOAGANY	MH-MAHOAGANY
SEE PG 3 FOR A COMPLETE LIST OF AVAIL FINISHES	OPTIONAL FINISHES AVAIL AT NO UPCHARGE	OPTIONAL FINISHES AVAIL AT NO UPCHARGE	OPTIONAL FINISHES AVAIL AT NO UPCHARGE	OPTIONAL FINISHES AVAIL AT NO UPCHARGE	OPTIONAL FINISHES AVAIL AT NO UPCHARGE	OPTIONAL FINISHES AVAIL AT NO UPCHARGE
STANDARD CUSHION: ADDITIONAL CUSHION OPTIONS:	SPRING DOWN HR FOAM - \$225 PREMIER DOWN - \$225	N/A	N/A	N/A	SPRING DOWN HR FOAM - \$75 PREMIER DOWN - \$75	SPRING DOWN HR FOAM - \$150 PREMIER DOWN - \$150
PILLOW TYPE:	BUSTLE BACK	TUFTED	N/A	N/A	LOOSE	LOOSE
SPECIAL PROGRAM OPTIONS:	N/A	N/A	N/A	N/A	N/A	N/A
POWER RECLINE OPTIONS: (SEE PAGE 9)	N/A	N/A	N/A	N/A	N/A	N/A
STANDARD NAIL:	NATURAL #9	NATURAL #9	NATURAL #9	NO NAIL	NO NAIL	NO NAIL
NO NAIL OPTION:	AVAILABLE	AVAILABLE	AVAILABLE	STANDARD	STANDARD	STANDARD
OVERALL DIMENSIONS:	W 80 1/2" D 45 1/2" H 40 1/2"	W 42" D 42" H 19 1/2"	W 42" D 42" H 17 1/2"	W 23" D 19" H 18"	W 32" D 38" H 36 1/2"	W 55" D 38" H 36 1/2"
WEDGEWALL SPACE:						
SEAT HEIGHT:	20.5				20	20
SEAT DEPTH:	22				22	22
SEAT WIDTH:	66				22.5	45
ARM HEIGHT:	25				25.5	25.5
SEAT TO BACK HEIGHT:	20				17.5	17.5
DIST FRM WALL TO RECLNE: CHAIR IN FULL RECLINE:						
WEIGHT:	281	75	75	39	117	183
54 " PLAIN COM YDG.	16 1/4	5 1/4	4	2 1/4	6 3/4	11
CUBES:	120.3	26.83	26.8	11.71	44.22	90.23
FABRIC GRADE I / COM	4259	1649	1529	929	2129	3239
FABRIC GRADE II	4529	1739	1619	1019	2309	3509
FABRIC GRADE III / COL	4799	1859	1709	1169	2429	3779
FABRIC GRADE IV	5069	1949	1829	1259	2579	4049
FABRIC GRADE V	5339	2039	1919	1349	2699	4349
FABRIC GRADE VI	5579	2159	2009	1439	2819	4589
COLLAGE PRICING: DESIGN YOUR OWN						
SPECIAL PROGRAM OPTIONS/ MARRIED COVERS:	MARRIED COVER AVAILABLE. PRICING GRID ON PG 69 - 71	ADD LEATHER OR NOVELTY BORDER - \$450 UPCHARGE	ADD LEATHER OR NOVELTY BORDER - \$450 UPCHARGE	MARRIED COVER AVAILABLE. PRICING GRID ON PG 69 - 71	MARRIED COVER AVAILABLE. PRICING GRID ON PG 69 - 71	MARRIED COVER AVAILABLE. PRICING GRID ON PG 69 - 71
LEATHER - GRADE 1	6779	2339	2009	1079	2819	4919
LEATHER - GRADE 2	7109	2459	2099	1229	2999	5249
LEATHER - GRADE 3	7769	2729	2339	1409	3359	5939
LEATHER - GRADE 4	8429	2999	2549	1619	3689	6629

ITEM NUMBER:	547-95	549-OT	549-25	549-75	549-95	555-OT
DESCRIPTION:	TIMBER STATIONARY SOFA 8-WAY HAND TIE	RODNEY OTTOMAN	RODNEY STATIONARY CHAIR	RODNEY LOVESEAT 8-WAY HAND TIE	RODNEY STATIONARY SOFA 8-WAY HAND TIE	BARNES OTTOMAN
PROGRAM:		BYX (SEE PG 72 -74)	BYX (SEE PG 72 -74)		BYX (SEE PG 72 -74)	
STANDARD FINISH:	MH-MAHOGANY	MH-MAHOGANY	MH-MAHOGANY	MH-MAHOGANY	MH-MAHOGANY	MH-MAHOGANY
SEE PG 3 FOR A COMPLETE LIST OF AVAIL FINISHES	OPTIONAL FINISHES AVAIL AT NO UPCHARGE	OPTIONAL FINISHES AVAIL AT NO UPCHARGE	OPTIONAL FINISHES AVAIL AT NO UPCHARGE	OPTIONAL FINISHES AVAIL AT NO UPCHARGE	OPTIONAL FINISHES AVAIL AT NO UPCHARGE	OPTIONAL FINISHES AVAIL AT NO UPCHARGE
STANDARD CUSHION:	SPRING DOWN	N/A	SPRING DOWN	SPRING DOWN	SPRING DOWN	N/A
ADDITIONAL CUSHION OPTIONS:	HR FOAM - \$225 PREMIER DOWN - \$225		HR FOAM - \$75 PREMIER DOWN - \$75	HR FOAM - \$150 PREMIER DOWN - \$150	HR FOAM - \$225 PREMIER DOWN - \$225	
PILLOW TYPE:	LOOSE PILLOW	N/A	LOOSE PILLOW	LOOSE PILLOW	LOOSE PILLOW	N/A
SPECIAL PROGRAM OPTIONS:	N/A	N/A	N/A	N/A	N/A	N/A
POWER RECLINE OPTIONS: (SEE PAGE 9)	N/A	N/A	N/A	N/A	N/A	N/A
STANDARD NAIL:	NO NAIL	NO NAIL ADD NAILS NO CHARGE	NO NAIL ADD NAILS NO CHARGE	NO NAIL ADD NAILS NO CHARGE	NO NAIL ADD NAILS NO CHARGE	N/A
NO NAIL OPTION:	STANDARD	STANDARD	STANDARD	STANDARD	STANDARD	STANDARD
OVERALL DIMENSIONS:	W 78" D 38" H 36 1/2"	W 24" D 18" H 18 1/2"	W 35" D 39" H 36"	W 57" D 39" H 36"	W 80" D 39" H 36"	W 26" D 20" H 19"
WEDGEWALL SPACE:						
SEAT HEIGHT:	20		20.5	20.5	20.5	
SEAT DEPTH:	22		22.5	22.5	22.5	
SEAT WIDTH:	68		22	44	67	
ARM HEIGHT:	25.5		24.5	24.5	24.5	
SEAT TO BACK HEIGHT:	17.5		15.5	15.5	15.5	
DIST FRM WALL TO RECLNE:						
CHAIR IN FULL RECLINE:						
WEIGHT:	235	40	110	137	176	80
54 " PLAIN COM YDG.	14	2 1/2	7 1/2	11 1/2	14 3/4	2 3/4
CUBES:	101.48	11.71	44.22	90.23	101.48	11.7
FABRIC GRADE I / COM	3569	929	1979	3239	3569	779
FABRIC GRADE II	3839	1019	2099	3509	3839	869
FABRIC GRADE III / COL	4109	1169	2279	3779	4109	959
FABRIC GRADE IV	4409	1259	2399	4049	4409	1079
FABRIC GRADE V	4679	1349	2549	4349	4679	4429
FABRIC GRADE VI	4919	1439	2669	4589	4919	1289
COLLAGE PRICING: DESIGN YOUR OWN						
SPECIAL PROGRAM OPTIONS/ MARRIED COVERS:	MARRIED COVER AVAILABLE. PRICING GRID ON PG 69 - 71	MARRIED COVER AVAILABLE. PRICING GRID ON PG 69 - 71	MARRIED COVER AVAILABLE. PRICING GRID ON PG 69 - 71	MARRIED COVER AVAILABLE. PRICING GRID ON PG 69 - 71	MARRIED COVER AVAILABLE. PRICING GRID ON PG 69 - 71	
LEATHER - GRADE 1	5249	1409	3359	4919	5249	1109
LEATHER - GRADE 2	5609	1529	3509	5249	5609	1229
LEATHER - GRADE 3	6269	1709	3839	5939	6269	1439
LEATHER - GRADE 4	6959	1919	4169	6629	6959	1619

ITEM NUMBER:	555-25	555-75	555-95	565-OT	565-25	565-95
DESCRIPTION:	BARNES STATIONARY CHAIR 8-WAY HAND TIE	BARNES STATIONARY LOVESEAT 8-WAY HAND TIE	BARNES STATIONARY SOFA 8-WAY HAND TIE	MADIGAN OTTOMAN	MADIGAN STATIONARY CHAIR 8-WAY HAND TIE	MADIGAN STATIONARY SOFA 8-WAY HAND TIE
PROGRAM:						
STANDARD FINISH:	MH-MAHOGANY	MH-MAHOGANY	MH-MAHOGANY	MH-MAHOGANY	MH-MAHOGANY	MH-MAHOGANY
SEE PG 3 FOR A COMPLETE LIST OF AVAIL FINISHES	OPTIONAL FINISHES AVAIL AT NO UPCHARGE	OPTIONAL FINISHES AVAIL AT NO UPCHARGE	OPTIONAL FINISHES AVAIL AT NO UPCHARGE	OPTIONAL FINISHES AVAIL AT NO UPCHARGE	OPTIONAL FINISHES AVAIL AT NO UPCHARGE	OPTIONAL FINISHES AVAIL AT NO UPCHARGE
STANDARD CUSHION: ADDITIONAL CUSHION OPTIONS:	PREMIER DOWN HR FOAM - \$75 SPRING DOWN - \$75	PREMIER DOWN HR FOAM - \$150 SPRING DOWN - \$150	PREMIER DOWN HR FOAM - \$225 SPRING DOWN - \$225	N/A	PREMIER DOWN HR FOAM - \$75 SPRING DOWN - \$75	PREMIER DOWN HR FOAM - \$225 SPRING DOWN - \$225
PILLOW TYPE:	LOOSE PILLOW	LOOSE PILLOW	LOOSE PILLOW	N/A	LOOSE PILLOW	LOOSE PILLOW
SPECIAL PROGRAM OPTIONS:	N/A	N/A	N/A	N/A	N/A	N/A
POWER RECLINE OPTIONS: (SEE PAGE 9)	N/A	N/A	N/A	N/A	N/A	N/A
STANDARD NAIL:	N/A	N/A	N/A	NATURAL #9	NATURAL #9	NATURAL #9
NO NAIL OPTION:	STANDARD	STANDARD	STANDARD	AVAILABLE	AVAILABLE	AVAILABLE
OVERALL DIMENSIONS:	W 35" D 36 1/2" H 35 1/2"	W 57" D 36 1/2" H 35 1/2"	W 79" D 36 1/2" H 35 1/2"	W 28 1/2" D 21" H 19"	W 32" D 39" H 37"	W 81" D 39" H 37"
WEDGEWALL SPACE:						
SEAT HEIGHT:	20	20	20		19	19
SEAT DEPTH:	21.5	21.5	21.5		23	22
SEAT WIDTH:	22	44	65		23	72
ARM HEIGHT:	24.5	24.5	24.5		25	25
SEAT TO BACK HEIGHT:	15.5	15.5	15.5		18	18
DIST FRM WALL TO RECLNE: CHAIR IN FULL RECLINE:						
WEIGHT:	100	180	235	35	117	235
54 " PLAIN COM YDG.	7 1/4	11 1/2	14 3/4	3 1/4	8	17 1/4
CUBES:	44.2	90.23	101.5	11.7	44.2	101.5
FABRIC GRADE I / COM	1829	3269	3629	1229	2339	4289
FABRIC GRADE II	1949	3539	3869	1289	2459	4559
FABRIC GRADE III / COL	2099	3809	4139	1349	2609	4829
FABRIC GRADE IV	2249	4079	4439	1409	2729	5069
FABRIC GRADE V	2399	4379	4709	1499	2879	5369
FABRIC GRADE VI	2519	4619	4979	1559	2999	5639
COLLAGE PRICING: DESIGN YOUR OWN						
SPECIAL PROGRAM OPTIONS/ MARRIED COVERS:						
LEATHER - GRADE 1	2849	4979	5339	1469	3179	5969
LEATHER - GRADE 2	3029	5339	5669	1529	3389	6329
LEATHER - GRADE 3	3389	5999	6359	1649	3719	6989
LEATHER - GRADE 4	3719	6689	7049	1799	4049	7679

ITEM NUMBER:	566-OT	566-25	566-95	566-96	568-OT	568-25
DESCRIPTION:	WARD OTTOMAN	WARD STATIONARY CHAIR 8-WAY HAND TIE	WARD SMALL SOFA 8-WAY HAND TIE	WARD LARGE SOFA 8-WAY HAND TIE	BATES OTTOMAN	BATES STATIONARY CHAIR 8-WAY HAND TIE
PROGRAM:						
STANDARD FINISH:	MH-MAHOGANY	MH-MAHOGANY	MH-MAHOGANY	MH-MAHOGANY	MH-MAHOGANY	MH-MAHOGANY
SEE PG 3 FOR A COMPLETE LIST OF AVAIL FINISHES	OPTIONAL FINISHES AVAIL AT NO UPCHARGE	OPTIONAL FINISHES AVAIL AT NO UPCHARGE	OPTIONAL FINISHES AVAIL AT NO UPCHARGE	OPTIONAL FINISHES AVAIL AT NO UPCHARGE	OPTIONAL FINISHES AVAIL AT NO UPCHARGE	OPTIONAL FINISHES AVAIL AT NO UPCHARGE
STANDARD CUSHION: ADDITIONAL CUSHION OPTIONS:	N/A	SPRING DOWN HR FOAM - \$75 PREMIER DOWN - \$75	SPRING DOWN HR FOAM - \$225 PREMIER DOWN - \$225	SPRING DOWN HR FOAM - \$225 PREMIER DOWN - \$225	N/A	PREMIER DOWN HR FOAM - \$75 SPRING DOWN - \$75
PILLOW TYPE:	N/A	LOOSE PILLOW	LOOSE PILLOW	LOOSE PILLOW	N/A	LOOSE PILLOW
SPECIAL PROGRAM OPTIONS:	N/A	N/A	N/A	N/A	N/A	N/A
POWER RECLINE OPTIONS: (SEE PAGE 9)	N/A	N/A	N/A	N/A	N/A	N/A
STANDARD NAIL:	NATURAL #9	NATURAL #9	NATURAL #9	NATURAL #9	NATURAL #9	NATURAL #9
NO NAIL OPTION:	AVAILABLE	AVAILABLE	AVAILABLE	AVAILABLE	AVAILABLE	AVAILABLE
OVERALL DIMENSIONS:	W 28" D 20" H 18 1/2"	W 34 1/2" D 40" H 36"	W 80" D 40" H 36"	W 90" D 40" H 36"	W 25" D 19" H 16 1/2"	W 37" D 42 1/2" H 36"
WEDGEWALL SPACE:						
SEAT HEIGHT:		20.5	20.5	20.5		20
SEAT DEPTH:		22.5	22.5	22.5		21.5
SEAT WIDTH:		24.5	70	80		21
ARM HEIGHT:		24.5	24.5	24.5		25.5
SEAT TO BACK HEIGHT:		15.5	15.5	15.5		16
DIST FRM WALL TO RECLNE: CHAIR IN FULL RECLINE:						
WEIGHT:	44	147	271	281	35	117
54 " PLAIN COM YDG.	3 1/2	6 1/2	17 3/4	21 1/4	2 3/4	7 3/4
CUBES:	11.71	44.22	101.48	120.34	11.7	44.2
FABRIC GRADE I / COM	1079	2489	3749	3899	959	2339
FABRIC GRADE II	1229	2639	4019	4169	1049	2459
FABRIC GRADE III / COL	1319	2759	4319	4469	1199	2609
FABRIC GRADE IV	1409	2909	4559	4739	1289	2729
FABRIC GRADE V	1529	3029	4829	5009	1379	2879
FABRIC GRADE VI	1619	3149	5099	5249	1499	2999
COLLAGE PRICING: DESIGN YOUR OWN						
SPECIAL PROGRAM OPTIONS/ MARRIED COVERS:						
LEATHER - GRADE 1	1559	3509	5609	5939	1439	3359
LEATHER - GRADE 2	1649	3689	5939	6269	1559	3509
LEATHER - GRADE 3	1859	4019	6629	6959	1739	3839
LEATHER - GRADE 4	2039	4379	7289	7649	1949	4169

ITEM NUMBER:	568-75	568-95	577-OT	577-25	577-75	577-95
DESCRIPTION:	BATES STATIONARY LOVESEAT 8-WAY HAND TIE	BATES STATIONARY SOFA 8-WAY HAND TIE	HOUCK OTTOMAN	HOUCK STATIONARY CHAIR 8-WAY HAND TIE	HOUCK STATIONARY LOVESEAT 8-WAY HAND TIE	HOUCK STATIONARY SOFA 8-WAY HAND TIE
PROGRAM:						
STANDARD FINISH:	MH-MAHOGANY	MH-MAHOGANY	MH-MAHOGANY	MH-MAHOGANY	MH-MAHOGANY	MH-MAHOGANY
SEE PG 3 FOR A COMPLETE LIST OF AVAIL FINISHES	OPTIONAL FINISHES AVAIL AT NO UPCHARGE	OPTIONAL FINISHES AVAIL AT NO UPCHARGE	OPTIONAL FINISHES AVAIL AT NO UPCHARGE	OPTIONAL FINISHES AVAIL AT NO UPCHARGE	OPTIONAL FINISHES AVAIL AT NO UPCHARGE	OPTIONAL FINISHES AVAIL AT NO UPCHARGE
STANDARD CUSHION: ADDITIONAL CUSHION OPTIONS:	PREMIER DOWN HR FOAM - \$150 SPRING DOWN - \$150	PREMIER DOWN HR FOAM - \$225 SPRING DOWN - \$225	N/A	PREMIER DOWN HR FOAM - \$75 SPRING DOWN - \$75	PREMIER DOWN HR FOAM - \$150 SPRING DOWN - \$150	PREMIER DOWN HR FOAM - \$225 SPRING DOWN - \$225
PILLOW TYPE:	LOOSE PILLOW	LOOSE PILLOW	N/A	LOOSE PILLOW	LOOSE PILLOW	LOOSE PILLOW
SPECIAL PROGRAM OPTIONS:	N/A	N/A	N/A	N/A	N/A	N/A
POWER RECLINE OPTIONS: (SEE PAGE 9)	N/A	N/A	N/A	N/A	N/A	N/A
STANDARD NAIL:	NATURAL #9	NATURAL #9	NATURAL #9	NATURAL #9	NATURAL #9	NATURAL #9
NO NAIL OPTION:	AVAILABLE	AVAILABLE	N/A	N/A	N/A	N/A
OVERALL DIMENSIONS:	W 64" D 42 1/2" H 36"	W 88" D 42 1/2" H 36"	W 28" D 19" H 17 1/2"	W 38 1/2" D 41 1/2" H 38"	W 62 1/2" D 41 1/2" H 38"	W 86 1/2" D 41 1/2" H 38"
WEDGEWALL SPACE:						
SEAT HEIGHT:	20	20		20.5	20.5	20.5
SEAT DEPTH:	21.5	21.5		22.5	22.5	22.5
SEAT WIDTH:	48	72		22.5	46	70
ARM HEIGHT:	25.5	25.5		24.5	24.5	24.5
SEAT TO BACK HEIGHT:	16	16		17.5	17.5	17.5
DIST FRM WALL TO RECLNE: CHAIR IN FULL RECLINE:						
WEIGHT:	175	275	32	119	175	275
54 " PLAIN COM YDG.	12 1/4	16 1/2	3	9 1/4	13 1/2	17 3/4
CUBES:	90.23	101.5	11.7	68.61	90.23	101.5
FABRIC GRADE I / COM	3419	3749	929	2519	3959	4319
FABRIC GRADE II	3689	4019	1019	2669	4199	4589
FABRIC GRADE III / COL	3959	4319	1169	2789	4499	4829
FABRIC GRADE IV	4199	4559	1259	2909	4769	5099
FABRIC GRADE V	4499	4829	1349	3059	5039	5399
FABRIC GRADE VI	4769	5099	1469	3179	5339	5669
COLLAGE PRICING: DESIGN YOUR OWN						
SPECIAL PROGRAM OPTIONS/ MARRIED COVERS:			MARRIED COVER AVAILABLE. PRICING GRID ON PG 69 - 71	MARRIED COVER AVAILABLE. PRICING GRID ON PG 69 - 71	MARRIED COVER AVAILABLE. PRICING GRID ON PG 69 - 71	MARRIED COVER AVAILABLE. PRICING GRID ON PG 69 - 71
LEATHER - GRADE 1	5519	5849	1469	3569	6359	6719
LEATHER - GRADE 2	5849	6179	1559	3719	6689	7049
LEATHER - GRADE 3	6539	6869	1769	4049	7409	7739
LEATHER - GRADE 4	7199	7559	1949	4409	8069	8429

ITEM NUMBER:	592-OT	592-25	592-75	592-95	592-96	604-OT
DESCRIPTION:	RICHALIN OTTOMAN	RICHALIN STATIONARY CHAIR 8-WAY HAND TIE	RICHALIN LOVESEAT 8-WAY HAND TIE	RICHALIN STATIONARY SOFA 8-WAY HAND TIE	RICHALIN LARGE STATIONARY SOFA 8-WAY HAND TIE	RAYLEN STATIONARY OTTOMAN
PROGRAM:						BYX (SEE PG 72 -74)
STANDARD FINISH:	MH-MAHOGANY	MH-MAHOGANY	MH-MAHOGANY	MH-MAHOGANY	MH-MAHOGANY	MH-MAHOGANY
SEE PG 3 FOR A COMPLETE LIST OF AVAIL FINISHES	OPTIONAL FINISHES AVAIL AT NO UPCHARGE	OPTIONAL FINISHES AVAIL AT NO UPCHARGE	OPTIONAL FINISHES AVAIL AT NO UPCHARGE	OPTIONAL FINISHES AVAIL AT NO UPCHARGE	OPTIONAL FINISHES AVAIL AT NO UPCHARGE	OPTIONAL FINISHES AVAIL AT NO UPCHARGE
STANDARD CUSHION: ADDITIONAL CUSHION OPTIONS:	N/A	SPRING DOWN HR FOAM - \$75 PREMIER DOWN - \$75	SPRING DOWN HR FOAM - \$150 PREMIER DOWN - \$150	SPRING DOWN HR FOAM - \$225 PREMIER DOWN - \$225	SPRING DOWN HR FOAM - \$300 PREMIER DOWN - \$300	N/A
PILLOW TYPE:	N/A	LOOSE PILLOW	LOOSE PILLOW	LOOSE PILLOW	LOOSE PILLOW	N/A
SPECIAL PROGRAM OPTIONS:	N/A	N/A	N/A	N/A	N/A	Choice of Turned or Tapered Leg
POWER RECLINE OPTIONS: (SEE PAGE 9)	N/A	N/A	N/A	N/A	N/A	N/A
STANDARD NAIL:	NATURAL #9	NATURAL #9	NATURAL #9	NATURAL #9	NATURAL #9	NATURAL #9
NO NAIL OPTION:	AVAILABLE	AVAILABLE	AVAILABLE	AVAILABLE	AVAILABLE	AVAILABLE
OVERALL DIMENSIONS:	W 26 1/2" D 19" H 18 1/2"	W 32" D 39" H 35 1/2"	W 56 1/2" D 39" H 35 1/2"	W 80" D 39" H 35 1/2"	W 103" D 39" H 35 1/2"	W 26" D 19" H 17"
WEDGEWALL SPACE: SEAT HEIGHT: SEAT DEPTH: SEAT WIDTH: ARM HEIGHT: SEAT TO BACK HEIGHT: DIST FRM WALL TO RECLNE: CHAIR IN FULL RECLINE: WEIGHT: 54 " PLAIN COM YDG.		20.5 22.5 24 24 15	20.5 22.5 48.5 24 15	20.5 22.5 72 24 15	20.5 22.5 94 24 15	39 3
CUBES:	11.71	44.22	90.23	101.48	173.13	11.7
FABRIC GRADE I / COM	929	2129	3569	3899	4589	929
FABRIC GRADE II	1019	209	3839	4169	4859	1019
FABRIC GRADE III / COL	1169	2429	4109	4469	5129	1169
FABRIC GRADE IV	1259	2579	4409	4739	5429	1259
FABRIC GRADE V	1349	2699	4679	5009	5699	1349
FABRIC GRADE VI	1439	2819	4919	5249	5939	1439
COLLAGE PRICING: DESIGN YOUR OWN						
SPECIAL PROGRAM OPTIONS/ MARRIED COVERS:						MARRIED COVER AVAILABLE. PRICING GRID ON PG 69 - 71
LEATHER - GRADE 1	1439	3149	5609	5939	6629	1289
LEATHER - GRADE 2	1559	3359	5909	6269	6959	1379
LEATHER - GRADE 3	1739	3689	6539	6959	7649	1589
LEATHER - GRADE 4	1949	4019	7139	7649	8309	1769

ITEM NUMBER:	604-25	604-75	604-95	611-OT	611-25	611-75
DESCRIPTION:	RAYLEN STATIONARY CHAIR 8-WAY HAND TIE	RAYLEN STATIONARY LOVESEAT 8-WAY HAND TIE	RAYLEN STATIONARY SOFA 8-WAY HAND TIE	ROE OTTOMAN	ROE STATIONARY CHAIR 8-WAY HAND TIE	ROE LOVESEAT 8-WAY HAND TIE
PROGRAM:	BYX (SEE PG 72 -74)		BYX (SEE PG 72 -74)			
STANDARD FINISH:	MH-MAHOGANY	MH-MAHOGANY	MH-MAHOGANY	MH-MAHOGANY	MH-MAHOGANY	MH-MAHOGANY
SEE PG 3 FOR A COMPLETE LIST OF AVAIL FINISHES	OPTIONAL FINISHES AVAIL AT NO UPCHARGE	OPTIONAL FINISHES AVAIL AT NO UPCHARGE	OPTIONAL FINISHES AVAIL AT NO UPCHARGE	OPTIONAL FINISHES AVAIL AT NO UPCHARGE	OPTIONAL FINISHES AVAIL AT NO UPCHARGE	OPTIONAL FINISHES AVAIL AT NO UPCHARGE
STANDARD CUSHION:	SPRING DOWN	SPRING DOWN	SPRING DOWN	N/A	SPRING DOWN	SPRING DOWN
ADDITIONAL CUSHION	HR FOAM - \$75	HR FOAM - \$150	HR FOAM - \$225		HR FOAM - \$75	HR FOAM - \$150
OPTIONS:	PREMIER DOWN - \$75	PREMIER DOWN - \$150	PREMIER DOWN - \$225		PREMIER DOWN - \$75	PREMIER DOWN - \$150
PILLOW TYPE:	LOOSE PILLOW	LOOSE PILLOW	LOOSE PILLOW	N/A	LOOSE PILLOW	LOOSE PILLOW
SPECIAL PROGRAM OPTIONS:	Choice of Turned or Tapered Leg	Choice of Turned or Tapered Leg	Choice of Turned or Tapered Leg	N/A	N/A	N/A
POWER RECLINE OPTIONS: (SEE PAGE 9)	N/A	N/A	N/A	N/A	N/A	N/A
STANDARD NAIL:	NATURAL #9	NATURAL #9	NATURAL #9	NATURAL #9	NATURAL #9	NATURAL #9
NO NAIL OPTION:	AVAILABLE	AVAILABLE	AVAILABLE	AVAILABLE	AVAILABLE	AVAILABLE
OVERALL DIMENSIONS:	W 37" D 39" H 35 1/2"	W 59 1/2" D 39" H 35 1/2"	W 80 1/2" D 39" H 35 1/2"	W 27 1/2" D 20 1/2" H 16 1/2"	W 38 1/2" D 40" H 39"	W 63" D 40" H 39"
WEDGEWALL SPACE:						
SEAT HEIGHT:	20.5	20.5	20.5		21	21
SEAT DEPTH:	22	22	22		22.5	22.5
SEAT WIDTH:	22	44	65		22.5	47
ARM HEIGHT:	25	25	25		26	26
SEAT TO BACK HEIGHT:	15	15	15		18	18
DIST FRM WALL TO RECLNE:						
CHAIR IN FULL RECLINE:						
WEIGHT:	132	208	261	38	136	207
54 " PLAIN COM YDG.	8 1/2	11 1/2	15 1/4	3 1/2	7 3/4	12 1/4
CUBES:	44.2	90.2	101.4	11.7	44.2	90.2
FABRIC GRADE I / COM	2129	3569	3899	1049	2489	4109
FABRIC GRADE II	2309	3839	4169	1139	2609	4379
FABRIC GRADE III / COL	2429	4109	4469	1229	2759	4619
FABRIC GRADE IV	2579	4409	4739	1319	2879	4889
FABRIC GRADE V	2699	4679	5009	1439	3029	5159
FABRIC GRADE VI	2819	4919	5249	1529	3149	5429
COLLAGE PRICING: DESIGN YOUR OWN						
SPECIAL PROGRAM OPTIONS/ MARRIED COVERS:	MARRIED COVER AVAILABLE. PRICING GRID ON PG 69 - 71	MARRIED COVER AVAILABLE. PRICING GRID ON PG 69 - 71	MARRIED COVER AVAILABLE. PRICING GRID ON PG 69 - 71	MARRIED COVER AVAILABLE. PRICING GRID ON PG 69 - 71	MARRIED COVER AVAILABLE. PRICING GRID ON PG 69 - 71	MARRIED COVER AVAILABLE. PRICING GRID ON PG 69 - 71
LEATHER - GRADE 1	3149	5249	5609	1409	3479	6119
LEATHER - GRADE 2	3359	5609	5939	1499	3629	6449
LEATHER - GRADE 3	3689	6269	6629	1709	3959	7109
LEATHER - GRADE 4	4019	6959	7349	1889	4289	7769



ITEM NUMBER:	611-95	636-OT	636-25	636-75	636-95	638-OT
DESCRIPTION:	ROE STATIONARY SOFA 8-WAY HAND TIE	DALTON STATIONARY OTTOMAN	DALTON STATIONARY CHAIR 8-WAY HAND TIE	DALTON STATIONARY LOVESEAT 8-WAY HAND TIE	DALTON STATIONARY CITY-SCALED SOFA 8-WAY HAND TIE	REINSMAN STATIONARY OTTOMAN
PROGRAM:						
STANDARD FINISH:	MH-MAHOGANY	MH-MAHOGANY	MH-MAHOGANY	MH-MAHOGANY	MH-MAHOGANY	MH-MAHOGANY
SEE PG 3 FOR A COMPLETE LIST OF AVAIL FINISHES	OPTIONAL FINISHES AVAIL AT NO UPCHARGE	OPTIONAL FINISHES AVAIL AT NO UPCHARGE	OPTIONAL FINISHES AVAIL AT NO UPCHARGE	OPTIONAL FINISHES AVAIL AT NO UPCHARGE	OPTIONAL FINISHES AVAIL AT NO UPCHARGE	OPTIONAL FINISHES AVAIL AT NO UPCHARGE
STANDARD CUSHION: ADDITIONAL CUSHION OPTIONS:	SPRING DOWN HR FOAM - \$225 PREMIER DOWN - \$225	N/A	SPRING DOWN HR FOAM - \$75 PREMIER DOWN - \$75	SPRING DOWN HR FOAM - \$150 PREMIER DOWN - \$150	SPRING DOWN HR FOAM - \$225 PREMIER DOWN - \$225	N/A
PILLOW TYPE:	LOOSE PILLOW	N/A	LOOSE PILLOW	LOOSE PILLOW	LOOSE PILLOW	N/A
SPECIAL PROGRAM OPTIONS:	N/A	N/A	N/A	N/A	N/A	N/A
POWER RECLINE OPTIONS: (SEE PAGE 9)	N/A	N/A	N/A	N/A	N/A	N/A
STANDARD NAIL:	NATURAL #9	N/A	N/A	N/A	N/A	NATURAL #9
NO NAIL OPTION:	AVAILABLE	STANDARD	STANDARD	STANDARD	STANDARD	AVAILABLE
OVERALL DIMENSIONS:	W 86" D 40" H 39"	W 25" D 18" H 17"	W 32" D 39" H 36"	W 53 1/2" D 39" H 36"	W 80" D 39" H 36"	W 28" D 20.5" H 18"
WEDGEWALL SPACE:						
SEAT HEIGHT:	21		20.5	20.5	20.5	
SEAT DEPTH:	22.5		22	22	22	
SEAT WIDTH:	70		24	48	72	
ARM HEIGHT:	26		25	25	25	
SEAT TO BACK HEIGHT:	18		15.5	15.5	15.5	
DIST FRM WALL TO RECLNE: CHAIR IN FULL RECLINE:						
WEIGHT:	270	39	137	208	261	39
54 " PLAIN COM YDG.	16 3/4	2 3/4	8 1/4	12 1/2	16 3/4	3 1/2
CUBES:	120.3	11.7	44.22	90.2	101.4	11.7
FABRIC GRADE I / COM	4439	1079	2339	3569	3899	929
FABRIC GRADE II	4709	1229	2459	3839	4169	1019
FABRIC GRADE III / COL	4949	1319	2609	4109	4469	1169
FABRIC GRADE IV	5219	1409	2729	4409	4739	1259
FABRIC GRADE V	5489	1529	2879	4679	5009	1349
FABRIC GRADE VI	5759	1619	2999	4919	5249	1439
COLLAGE PRICING: DESIGN YOUR OWN						
SPECIAL PROGRAM OPTIONS/ MARRIED COVERS:	MARRIED COVER AVAILABLE. PRICING GRID ON PG 69 - 71					
LEATHER - GRADE 1	6449	1439	3149	5609	5939	1289
LEATHER - GRADE 2	6779	1559	3359	5939	6269	1379
LEATHER - GRADE 3	7439	1739	3689	6629	6959	1589
LEATHER - GRADE 4	8099	1949	4019	7289	7649	1769

ITEM NUMBER:	638-25	638-75	638-95	675-OT	675-25	675-75
DESCRIPTION:	REINSMAN STATIONARY CHAIR 8-WAY HAND TIE	REINSMAN STATIONARY LOVESEAT 8-WAY HAND TIE	REINSMAN STATIONARY SOFA 8-WAY HAND TIE	YOUNG OTTOMAN	YOUNG STATIONARY CHAIR 8-WAY HAND TIE	YOUNG STATIONARY LOVESEAT 8-WAY HAND TIE
PROGRAM:						
STANDARD FINISH:	MH-MAHOGANY	MH-MAHOGANY	MH-MAHOGANY	MH-MAHOGANY	MH-MAHOGANY	MH-MAHOGANY
SEE PG 3 FOR A COMPLETE LIST OF AVAIL FINISHES	OPTIONAL FINISHES AVAIL AT NO UPCHARGE	OPTIONAL FINISHES AVAIL AT NO UPCHARGE	OPTIONAL FINISHES AVAIL AT NO UPCHARGE	OPTIONAL FINISHES AVAIL AT NO UPCHARGE	OPTIONAL FINISHES AVAIL AT NO UPCHARGE	OPTIONAL FINISHES AVAIL AT NO UPCHARGE
STANDARD CUSHION: ADDITIONAL CUSHION OPTIONS:	SPRING DOWN HR FOAM - \$75 PREMIER DOWN - \$75	SPRING DOWN HR FOAM - \$150 PREMIER DOWN - \$150	SPRING DOWN HR FOAM - \$225 PREMIER DOWN - \$225	N/A	SPRING DOWN HR FOAM - \$75 PREMIER DOWN - \$75	SPRING DOWN HR FOAM - \$150 PREMIER DOWN - \$150
PILLOW TYPE:	LOOSE PILLOW	LOOSE PILLOW	LOOSE PILLOW	N/A	LOOSE PILLOW	LOOSE PILLOW
SPECIAL PROGRAM OPTIONS:	N/A	N/A	N/A	N/A	N/A	N/A
POWER RECLINE OPTIONS: (SEE PAGE 9)	N/A	N/A	N/A	N/A	N/A	N/A
STANDARD NAIL:	NATURAL #9	NATURAL #9	NATURAL #9	NATURAL #9	NATURAL #9	NATURAL #9
NO NAIL OPTION:	AVAILABLE	AVAILABLE	AVAILABLE	AVAILABLE	AVAILABLE	AVAILABLE
OVERALL DIMENSIONS:	W 38 1/2" D 43" H 36"	W 67 1/2" D 43" H 36"	W 94" D 43" H 36"	W 28" D 21" H 17 1/2"	W 36" D 43" H 40"	W 65" D 43" H 40"
WEDGEWALL SPACE:						
SEAT HEIGHT:	20.5	20.5	20.5		20.5	20.5
SEAT DEPTH:	22	22	22		22.5	22.5
SEAT WIDTH:	24	52.5	79		25.5	54
ARM HEIGHT:	24.5	24.5	24.5		25	25
SEAT TO BACK HEIGHT:	15.5	15.5	15.5		19.5	19.5
DIST FRM WALL TO RECLNE: CHAIR IN FULL RECLINE:						
WEIGHT:	137	208	261	39	138	208
54 " PLAIN COM YDG.	8 1/2	16 1/4	22 1/4	3 1/4	9 3/4	17
CUBES:	44.22	90.2	101.5	11.71	49.57	90.23
FABRIC GRADE I / COM	2129	4259	4589	1019	2729	5099
FABRIC GRADE II	2309	4529	4859	1169	2879	5399
FABRIC GRADE III / COL	2429	4799	5129	1259	2999	5669
FABRIC GRADE IV	2579	5069	5429	1349	3149	5939
FABRIC GRADE V	2699	5369	5699	1469	3299	6209
FABRIC GRADE VI	2819	5609	5939	1559	3419	6479
COLLAGE PRICING: DESIGN YOUR OWN						
SPECIAL PROGRAM OPTIONS/ MARRIED COVERS:						
LEATHER - GRADE 1	3509	6269	6629	1379	4079	7139
LEATHER - GRADE 2	3689	6629	6959	1499	4289	7499
LEATHER - GRADE 3	4019	7289	7649	1679	4619	8159
LEATHER GRADE 4	4379	7979	8309	1889	4949	8849

ITEM NUMBER:	675-95	759-OT	759-25	759-75	759-95	769-OT
DESCRIPTION:	YOUNG STATIONARY SOFA 8-WAY HAND TIE	WEST HAVEN OTTOMAN	WEST HAVEN STATIONARY CHAIR 8-WAY HAND TIE	WEST HAVEN STATIONARY LOVESEAT 8-WAY HAND TIE	WEST HAVEN STATIONARY SOFA 8-WAY HAND TIE	HOWE OTTOMAN
PROGRAM:						
STANDARD FINISH:	MH-MAHOGANY	MH-MAHOGANY	MH-MAHOGANY	MH-MAHOGANY	MH-MAHOGANY	MH-MAHOGANY
SEE PG 3 FOR A COMPLETE LIST OF AVAIL FINISHES	OPTIONAL FINISHES AVAIL AT NO UPCHARGE	OPTIONAL FINISHES AVAIL AT NO UPCHARGE	OPTIONAL FINISHES AVAIL AT NO UPCHARGE	OPTIONAL FINISHES AVAIL AT NO UPCHARGE	OPTIONAL FINISHES AVAIL AT NO UPCHARGE	OPTIONAL FINISHES AVAIL AT NO UPCHARGE
STANDARD CUSHION:	SPRING DOWN	N/A	PREMIER DOWN	PREMIER DOWN	PREMIER DOWN	N/A
ADDITIONAL CUSHION OPTIONS:	HR FOAM - \$225 PREMIER DOWN - \$225		HR FOAM - \$75 SPRING DOWN - \$75	HR FOAM - \$150 SPRING DOWN - \$150	HR FOAM - \$225 SPRING DOWN - \$225	
PILLOW TYPE:	LOOSE PILLOW	N/A	LOOSE PILLOW	LOOSE PILLOW	LOOSE PILLOW	N/A
STD./OPT. RELEASE:	N/A	N/A	N/A	N/A	N/A	N/A
POWER RECLINE OPTIONS: (SEE PAGE 9)	N/A	N/A	N/A	N/A	N/A	N/A
STANDARD NAIL:	NATURAL #9	NATURAL #9	NATURAL #9	NATURAL #9	NATURAL #9	NATURAL #9
NO NAIL OPTION:	AVAILABLE	AVAILABLE	AVAILABLE	AVAILABLE	AVAILABLE	NOT AVAILABLE
OVERALL DIMENSIONS:	W 92" D 43" H 40"	W 26" D 19 1/2" H 15 1/2"	W 37" D 38" H 36"	W 59" D 38" H 36"	W 82" D 38" H 36"	W 27 D 19 H 18.5
WEDGEWALL SPACE:						
SEAT HEIGHT:	20.5		21	21	21	
SEAT DEPTH:	22.5		21	21	21	
SEAT WIDTH:	81		23	46	68	
ARM HEIGHT:	25		25	25	25	
SEAT TO BACK HEIGHT:	19.5		15	15	15	
DIST FRM WALL TO RECLNE: CHAIR IN FULL RECLINE:						
WEIGHT:	267	32	113	165	235	40
54 " PLAIN COM YDG.	23 3/4	3 1/4	8 3/4	12 1/4	15 3/4	3.5
CUBES:	101.48	11.7	44.2	90.23	101.5	11.71
FABRIC GRADE I / COM	5459	1199	2249	3329	3659	1079
FABRIC GRADE II	5729	1259	2369	3569	3899	1229
FABRIC GRADE III / COL	5999	1319	2489	3839	4169	1319
FABRIC GRADE IV	6269	1379	2639	4109	4469	1409
FABRIC GRADE V	6569	1439	2759	4409	4739	1529
FABRIC GRADE VI	6809	1529	2909	4679	5009	1619
COLLAGE PRICING: DESIGN YOUR OWN						
SPECIAL PROGRAM OPTIONS/ MARRIED COVERS:						
LEATHER - GRADE 1	7499	1559	3389	5549	5879	1439
LEATHER - GRADE 2	7829	1619	3539	5879	6209	1559
LEATHER - GRADE 3	8519	1739	3869	6569	6899	1739
LEATHER - GRADE 4	9179	1739	4199	7229	7589	1949

ITEM NUMBER:	769-25	769-75	769-95	780-OT	780-25	780-75
DESCRIPTION:	HOWE STATIONARY CHAIR 8-WAY HAND TIE	HOWE STATIONARY LOVESEAT 8-WAY HAND TIE	HOWE STATIONARY SOFA 8-WAY HAND TIE	CARRADO OTTOMAN	CARRADO STATIONARY CHAIR 8-WAY HAND TIE	CARRADO STATIONARY LOVESEAT 8-WAY HAND TIE
PROGRAM:						
STANDARD FINISH:	MH-MAHOGANY	MH-MAHOGANY	MH-MAHOGANY	MH-MAHOGANY	MH-MAHOGANY	MH-MAHOGANY
SEE PG 3 FOR A COMPLETE LIST OF AVAIL FINISHES	OPTIONAL FINISHES AVAIL AT NO UPCHARGE	OPTIONAL FINISHES AVAIL AT NO UPCHARGE	OPTIONAL FINISHES AVAIL AT NO UPCHARGE	OPTIONAL FINISHES AVAIL AT NO UPCHARGE	OPTIONAL FINISHES AVAIL AT NO UPCHARGE	OPTIONAL FINISHES AVAIL AT NO UPCHARGE
STANDARD CUSHION: ADDITIONAL CUSHION OPTIONS:	SPRING DOWN HR FOAM - \$75 PREMIER DOWN - \$75	SPRING DOWN HR FOAM - \$150 PREMIER DOWN - \$150	SPRING DOWN HR FOAM - \$225 PREMIER DOWN - \$225	N/A	PREMIER DOWN HR FOAM - \$75 SPRING DOWN - \$75	PREMIER DOWN HR FOAM - \$150 SPRING DOWN - \$150
PILLOW TYPE:	LOOSE PILLOW	LOOSE PILLOW	LOOSE PILLOW	N/A	LOOSE PILLOW	LOOSE PILLOW
SPECIAL PROGRAM OPTIONS:	N/A	N/A	N/A	Choice of Turned or Tapered Leg	Choice of Turned or Tapered Leg	Choice of Turned or Tapered Leg
POWER RECLINE OPTIONS: (SEE PAGE 9)	N/A	N/A	N/A		N/A	N/A
STANDARD NAIL:	NATURAL #9	NATURAL #9	NATURAL #9	NATURAL #54	NATURAL #9/#54	NATURAL #9/#54
NO NAIL OPTION:	NOT AVAILABLE	NOT AVAILABLE	NOT AVAILABLE	AVAILABLE	AVAILABLE	AVAILABLE
OVERALL DIMENSIONS:	W 33" D 40" H 37 1/2"	W 60" D 40" H 37 1/2"	W 85" D 40" H 37 1/2"	W 27" D 21" H 18"	W 40" D 41" H 38"	W 64 1/2" D 41" H 38"
WEDGEWALL SPACE:						
SEAT HEIGHT:	20.5	20.5	20.5		20.5	20.5
SEAT DEPTH:	22	22	22		22	22
SEAT WIDTH:	24	51	76		21	45.5
ARM HEIGHT:	24.5	24.5	24.5		25.5	25.5
SEAT TO BACK HEIGHT:	17	17	17		17.5	17.5
DIST FRM WALL TO RECLNE: CHAIR IN FULL RECLINE:						
WEIGHT:	137	208	261	38	113	175
54 " PLAIN COM YDG.	7	12	16 3/4	2 3/4	9 3/4	11 3/4
CUBES:	44.22	90.23	101.48	11.7	49.57	90.23
FABRIC GRADE I / COM	2339	3569	3899	1199	2309	3659
FABRIC GRADE II	2459	3839	4169	1259	2429	3929
FABRIC GRADE III / COL	2609	4109	4469	1319	2579	4199
FABRIC GRADE IV	2729	4409	4739	1379	2699	4499
FABRIC GRADE V	2879	4679	5009	1439	2819	4739
FABRIC GRADE VI	2999	4919	5249	1529	2969	5009
COLLAGE PRICING: DESIGN YOUR OWN						
SPECIAL PROGRAM OPTIONS/ MARRIED COVERS:						
LEATHER - GRADE 1	3509	5609	5939	1439	3359	5789
LEATHER - GRADE 2	3689	5939	6269	1529	3509	6119
LEATHER - GRADE 3	4019	6629	6959	1649	3839	6809
LEATHER - GRADE 4	4379	7289	7649	1769	4169	7499

ITEM NUMBER:	780-95	815-OT	815-25	866-OT	866-25	866-75
	CARRADO	SAYLOR	SAYLOR	RICHARDSON	RICHARDSON	RICHARDSON
DESCRIPTION:	STATIONARY SOFA 8-WAY HAND TIE	OTTOMAN	CLUB CHAIR 8-WAY HAND TIE	OTTOMAN	STATIONARY CHAIR 8-WAY HAND TIE	STATIONARY LOVESEAT 8-WAY HAND TIE
PROGRAM:				BYX (SEE PG 72 -74)	BYX (SEE PG 72 -74)	
STANDARD FINISH:	MH-MAHOAGANY	MH-MAHOAGANY	MH-MAHOAGANY	MH-MAHOAGANY	MH-MAHOAGANY	MH-MAHOAGANY
SEE PG 3 FOR A COMPLETE LIST OF AVAIL FINISHES	OPTIONAL FINISHES AVAIL AT NO UPCHARGE	OPTIONAL FINISHES AVAIL AT NO UPCHARGE	OPTIONAL FINISHES AVAIL AT NO UPCHARGE	OPTIONAL FINISHES AVAIL AT NO UPCHARGE	OPTIONAL FINISHES AVAIL AT NO UPCHARGE	OPTIONAL FINISHES AVAIL AT NO UPCHARGE
STANDARD CUSHION:	PREMIER DOWN	N/A	SPRING DOWN	N/A	SPRING DOWN	SPRING DOWN
ADDITIONAL CUSHION	HR FOAM - \$225		HR FOAM - \$75		HR FOAM - \$75	HR FOAM - \$150
OPTIONS:	SPRING DOWN - \$225		PREMIER DOWN - \$75		PREMIER DOWN - \$75	PREMIER DOWN - \$150
PILLOW TYPE:	LOOSE PILLOW	N/A	TIGHT BACK	N/A	LOOSE PILLOW	LOOSE PILLOW
SPECIAL PROGRAM OPTIONS:	Choice of Turned or Tapered Leg	N/A	N/A	N/A	N/A	N/A
POWER RECLINE OPTIONS: (SEE PAGE 9)	N/A	N/A	N/A	N/A	N/A	N/A
POWER UPCHARGES INCLUDE ALL MOTORIZED SEATS PER SKU						
STANDARD NAIL:	NATURAL #9/#54	NATURAL #9	NATURAL #9 / #54	NATURAL #9	NATURAL #9	NATURAL #9
NO NAIL OPTION:	AVAILABLE	NOT AVAILABLE	NOT AVAILABLE	AVAILABLE	AVAILABLE	AVAILABLE
OVERALL DIMENSIONS:	W 87 1/2" D 41" H 38"	W 24" D 18" H 18"	W 30.5" D 37" H 36.5"	W 31" D 25" H 19 1/2"	W 42" D 41" H 34 1/2"	W 65 1/2" D 41" H 34 1/2"
WEDGEWALL SPACE:						
SEAT HEIGHT:	20.5		20		20.5	20.5
SEAT DEPTH:	22		22.5		21.5	21.5
SEAT WIDTH:	68.5		20.5		23.5	50.5
ARM HEIGHT:	25.5		24		28	28
SEAT TO BACK HEIGHT:	17.5		16.5		15	15
DIST FRM WALL TO RECLNE: CHAIR IN FULL RECLINE:						
WEIGHT:	235	44	147	35	113	175
54 " PLAIN COM YDG.	17 1/2	3	6 1/2	3 1/2	8 1/2	13
CUBES:	101.5	11.71	44.22	11.7	68.61	90.23
FABRIC GRADE I / COM	3989	1079	2339	1109	2459	3839
FABRIC GRADE II	4289	1229	2459	1199	2609	4109
FABRIC GRADE III / COL	4559	1319	2609	1259	2729	4409
FABRIC GRADE IV	4829	1409	2729	1319	2879	4679
FABRIC GRADE V	5069	1529	2879	1379	2999	4919
FABRIC GRADE VI	5369	1619	2999	1469	3119	5189
COLLAGE PRICING: DESIGN YOUR OWN						
SPECIAL PROGRAM OPTIONS/ MARRIED COVERS:				MARRIED COVER AVAILABLE. PRICING GRID ON PG 69 - 71	MARRIED COVER AVAILABLE. PRICING GRID ON PG 69 - 71	MARRIED COVER AVAILABLE. PRICING GRID ON PG 69 - 71
LEATHER - GRADE 1	6119	1439	3149	1559	3659	6479
LEATHER - GRADE 2	6479	1559	3359	1619	3809	6809
LEATHER - GRADE 3	7139	1739	3689	1739	4139	7499
LEATHER - GRADE 4	7829	1949	4019	1889	4499	8159

ITEM NUMBER:	866-95 RICHARDSON	901-17 COSTNER	901-18 COSTNER	901-33 COSTNER	901-35 COSTNER	901-38 COSTNER
DESCRIPTION:	STATIONARY SOFA 8-WAY HAND TIE	LAF RECLINER W/ POWER HEADREST AND EXTENDED FOOTREST	RAF RECLINER W/ POWER HEADREST AND EXTENDED FOOTREST	ARMLESS RECLINER W/ POWER HEADREST AND EXTENDED FOOTREST	CHAIR FULL RECLINE WITH EXTENDED FOOTREST	ARMLESS CHAIR
PROGRAM:	BYX (SEE PG 72 -74)	LUXURY MOTION	LUXURY MOTION	LUXURY MOTION	LUXURY MOTION	LUXURY MOTION
STANDARD FINISH:	MH-MAHOAGANY	MH-MAHOAGANY	MH-MAHOAGANY	MH-MAHOAGANY	MH-MAHOAGANY	MH-MAHOAGANY
SEE PG 3 FOR A COMPLETE LIST OF AVAIL FINISHES	OPTIONAL FINISHES AVAIL AT NO UPCHARGE	OPTIONAL FINISHES AVAIL AT NO UPCHARGE	OPTIONAL FINISHES AVAIL AT NO UPCHARGE	OPTIONAL FINISHES AVAIL AT NO UPCHARGE	OPTIONAL FINISHES AVAIL AT NO UPCHARGE	OPTIONAL FINISHES AVAIL AT NO UPCHARGE
STANDARD CUSHION: ADDITIONAL CUSHION OPTIONS:	SPRING DOWN HR FOAM - \$225 PREMIER DOWN - \$225	SPRING DOWN HR FOAM - \$75 PREMIER DOWN - \$75	SPRING DOWN HR FOAM - \$75 PREMIER DOWN - \$75	SPRING DOWN HR FOAM - \$75 PREMIER DOWN - \$75	SPRING DOWN HR FOAM - \$75 PREMIER DOWN - \$75	SPRING DOWN HR FOAM - \$75 PREMIER DOWN - \$75
PILLOW TYPE:	LOOSE PILLOW	BUSTLE BACK	BUSTLE BACK	BUSTLE BACK	BUSTLE BACK	BUSTLE BACK
STANDARD RELEASE:	N/A	POWER BUTTON IS STANDARD RELEASE	POWER BUTTON IS STANDARD RELEASE	POWER BUTTON IS STANDARD RELEASE	POWER BUTTON IS STANDARD RELEASE	N/A
POWER RECLINE OPTIONS:	N/A	BB: POWER BUTTON WITH BATTERY PACK: \$300 UPCHARGE	BB: POWER BUTTON WITH BATTERY PACK: \$300 UPCHARGE	BB: POWER BUTTON WITH BATTERY PACK: \$300 UPCHARGE	BB: POWER BUTTON WITH BATTERY PACK: \$300 UPCHARGE	N/A
POWER UPCHARGES INCLUDE ALL MOTORIZED SEATS PER SKU		LUMBAR OPT - \$150	LUMBAR OPT - \$150		LUMBAR OPT - \$150	
STANDARD NAIL:	NATURAL #9	NATURAL #9	NATURAL #9	N/A	NATURAL #9	N/A
NO NAIL OPTION:	AVAILABLE	AVAILABLE	AVAILABLE	STANDARD	AVAILABLE	STANDARD
OVERALL DIMENSIONS:	W 91" D 41" H 34 1/2"	W 28 1/2" D 42" H 41 1/2"	W 28 1/2" D 42" H 41 1/2"	W 24" D 42" H 41 1/2"	W 33" D 42" H 41 1/2"	W 24" D 42" H 41 1/2"
WEDGEWALL SPACE:						
SEAT HEIGHT:	20.5	21.5	21.5	21.5	21.5	21.5
SEAT DEPTH:	21.5	22.5	22.5	22.5	22.5	22.5
SEAT WIDTH:	73.5	24	24	24	24	24
ARM HEIGHT:	28	25	25	25	25	25
SEAT TO BACK HEIGHT:	15	20	20	20	20	20
DIST FRM WALL TO RECLNE:		4	4	4	4	4
CHAIR IN FULL RECLINE:		70	70	70	70	70
WEIGHT:	179	146	146	136	137	136
54 " PLAIN COM YDG.	16	7 3/4	7 3/4	5 1/4	9 1/4	5 1/4
CUBES:	101.5	44.22	44.22	44.22	61.9	44.22
FABRIC GRADE I / COM	4169	3929	3929	2909	4439	1889
FABRIC GRADE II	4469	4079	4079	3059	4559	2039
FABRIC GRADE III / COL	4739	4199	4199	3179	4709	2159
FABRIC GRADE IV	5009	4349	4349	3299	4829	2279
FABRIC GRADE V	5249	4469	4469	3449	4949	2429
FABRIC GRADE VI	5549	4589	4589	3569	5099	2549
COLLAGE PRICING: DESIGN YOUR OWN						
MARRIED COVER	MARRIED COVER AVAILABLE. PRICING GRID ON PG 69 - 71				MARRIED COVER AVAILABLE. PRICING GRID ON PG 69 - 71	
LEATHER - GRADE 1	6809	5129	5129	3959	5789	2759
LEATHER - GRADE 2	7139	5279	5279	4199	6029	2909
LEATHER - GRADE 3	7829	5609	5609	4679	6479	3239
LEATHER - GRADE 4	8519	5939	5939	5129	6929	3569

ITEM NUMBER:	901-66 COSTNER	901-70 COSTNER	901-90 COSTNER	902-17 PAISLEY	902-18 PAISLEY	902-33 PAISLEY
DESCRIPTION:	STATIONARY CORNER WEDGE	MOTION LOVESEAT W/ POWER HEADRESTS AND EXTENDED FOOTREST	MOTION SOFA W/ POWER HEADRESTS & EXTENDED FOOTREST RECLINER AT ARMS	LAF RECLINER W/ POWER HEADREST AND EXTENDED FOOTREST	RAF RECLINER W/ POWER HEADREST AND EXTENDED FOOTREST	ARMLESS RECLINER W/ POWER HEADREST AND EXTENDED FOOTREST
PROGRAM:	LUXURY MOTION	LUXURY MOTION	LUXURY MOTION	LUXURY MOTION	LUXURY MOTION	LUXURY MOTION
STANDARD FINISH:	MH-MAHOGANY	MH-MAHOGANY	MH-MAHOGANY	LEG CHOICE: WOODEN (ANY FINISH) OR CHROME	LEG CHOICE: WOODEN (ANY FINISH) OR CHROME	LEG CHOICE: WOODEN (ANY FINISH) OR CHROME
SEE PG 3 FOR A COMPLETE LIST OF AVAIL FINISHES	OPTIONAL FINISHES AVAIL AT NO UPCHARGE	OPTIONAL FINISHES AVAIL AT NO UPCHARGE	OPTIONAL FINISHES AVAIL AT NO UPCHARGE			
STANDARD CUSHION: ADDITIONAL CUSHION OPTIONS:	SPRING DOWN HR FOAM - \$150 PREMIER DOWN - \$150	SPRING DOWN HR FOAM - \$150 PREMIER DOWN - \$150	SPRING DOWN HR FOAM - \$225 PREMIER DOWN - \$225	SPRING DOWN HR FOAM - \$75 PREMIER DOWN - \$75	SPRING DOWN HR FOAM - \$75 PREMIER DOWN - \$75	SPRING DOWN HR FOAM - \$75 PREMIER DOWN - \$75
PILLOW TYPE:	BUSTLE BACK	BUSTLE BACK	BUSTLE BACK	BUSTLE BACK	BUSTLE BACK	BUSTLE BACK
STANDARD RELEASE:	N/A	POWER BUTTON IS STANDARD RELEASE	POWER BUTTON IS STANDARD RELEASE	POWER BUTTON IS STANDARD RELEASE	POWER BUTTON IS STANDARD RELEASE	N/A
POWER RECLINE OPTIONS: (SEE PAGE 9)	N/A	BB: POWER BUTTON WITH BATTERY PACK: \$600 UPCHARGE	BB: POWER BUTTON WITH BATTERY PACK: \$600 UPCHARGE	BB: POWER BUTTON WITH BATTERY PACK: \$300 UPCHARGE	BB: POWER BUTTON WITH BATTERY PACK: \$300 UPCHARGE	BB: POWER BUTTON WITH BATTERY PACK: \$100 UPCHARGE
POWER UPCHARGES INCLUDE ALL MOTORIZED SEATS PER SKU		LUMBAR OPT - \$300	LUMBAR OPT - \$300	LUMBAR OPT - \$150	LUMBAR OPT - \$150	
STANDARD NAIL:	N/A	NATURAL #9	NATURAL #9	NATURAL #9	NATURAL #9	N/A
NO NAIL OPTION:	STANDARD	AVAILABLE	AVAILABLE	AVAILABLE	AVAILABLE	STANDARD
OVERALL DIMENSIONS:	W 42" D 42" H 41 1/2"	W 57" D 42" H 41 1/2"	W 81" D 42" H 41 1/2"	W 31 1/2" D 42" H 40"	W 31 1/2" D 42" H 40"	W 24" D 42" H 40"
WEDGEWALL SPACE:						
SEAT HEIGHT:	21.5	21.5	21.5	21.5	21.5	21.5
SEAT DEPTH:	22.5	22.5	22.5	22.5	22.5	22.5
SEAT WIDTH:	22.5	48	72	24	24	24
ARM HEIGHT:		25	25	26	26	
SEAT TO BACK HEIGHT:	20	20	20	18.5	18.5	18.5
DIST FRM WALL TO RECLNE:		4	4	4	4	
CHAIR IN FULL RECLINE:		70	70	72	72	
WEIGHT:	207	217	280	141	141	136
54 " PLAIN COM YDG.	8 1/4	14 1/4	19	7 1/2	7 1/2	6 1/4
CUBES:	90.23	90.23	101.49	44.22	44.22	44.22
FABRIC GRADE I / COM	3239	7859	8159	3929	3929	2909
FABRIC GRADE II	3389	8129	8459	4079	4079	3059
FABRIC GRADE III / COL	3509	8399	8729	4199	4199	3179
FABRIC GRADE IV	3629	8669	8999	4349	4349	3299
FABRIC GRADE V	3779	8909	9269	4469	4469	3449
FABRIC GRADE VI	3899	9179	9539	4589	4589	3569
COLLAGE PRICING - DESIGN YOUR OWN						
MARRIED COVER			MARRIED COVER AVAILABLE. PRICING GRID ON PG 69 - 71			
LEATHER - GRADE 1	4619	10559	10889	5129	5129	3959
LEATHER - GRADE 2	4829	11069	11399	5279	5279	4199
LEATHER - GRADE 3	5219	12059	12419	5609	5609	4679
LEATHER - GRADE 4	5609	13049	13439	5939	5939	5129

ITEM NUMBER:	902-35 PAISLEY	902-38 PAISLEY	902-66 PAISLEY	902-70 PAISLEY	902-90 PAISLEY	903-17 HORIZON
DESCRIPTION:	MOTION RECLINER W/ POWER HEADREST AND EXTENDED FOOTREST	ARMLSS CHAIR	STATIONARY CORNER WEDGE	MOTION LOVESEAT W/ POWER HEADRESTS AND EXTENDED FOOTREST	MOTION SOFA W/ POWER HEADRESTS & EXTENDED FOOTREST RECLINER AT ARMS	LAF RECLINER W/ POWER HEADREST AND EXTENDED FOOTREST
PROGRAM:	LUXURY MOTION	LUXURY MOTION	LUXURY MOTION	LUXURY MOTION	LUXURY MOTION	LUXURY MOTION
STANDARD FINISH:	LEG CHOICE: WOODEN (ANY FINISH) OR CHROME	LEG CHOICE: WOODEN (ANY FINISH) OR CHROME	LEG CHOICE: WOODEN (ANY FINISH) OR CHROME	LEG CHOICE: WOODEN (ANY FINISH) OR CHROME	LEG CHOICE: WOODEN (ANY FINISH) OR CHROME	MH-MAHOGANY
SEE PG 3 FOR A COMPLETE LIST OF AVAIL FINISHES						OPTIONAL FINISHES AVAIL AT NO UPCHARGE
STANDARD CUSHION: ADDITIONAL CUSHION OPTIONS:	SPRING DOWN HR FOAM - \$75 PREMIER DOWN - \$75	SPRING DOWN HR FOAM - \$75 PREMIER DOWN - \$75	SPRING DOWN HR FOAM - \$150 PREMIER DOWN - \$150	SPRING DOWN HR FOAM - \$150 PREMIER DOWN - \$150	SPRING DOWN HR FOAM - \$225 PREMIER DOWN - \$225	SPRING DOWN HR FOAM - \$75 PREMIER DOWN - \$75
PILLOW TYPE:	BUSTLE BACK	BUSTLE BACK	BUSTLE BACK	BUSTLE BACK	BUSTLE BACK	BUSTLE BACK
STANDARD RELEASE:	POWER BUTTON IS STANDARD RELEASE	N/A	N/A	POWER BUTTON IS STANDARD RELEASE	POWER BUTTON IS STANDARD RELEASE	POWER BUTTON IS STANDARD RELEASE
POWER RECLINE OPTIONS:	BB: POWER BUTTON WITH BATTERY PACK: \$300 UPCHARGE	N/A	N/A	BB: POWER BUTTON WITH BATTERY PACK: \$600 UPCHARGE	BB: POWER BUTTON WITH BATTERY PACK: \$600 UPCHARGE	BB: POWER BUTTON WITH BATTERY PACK: \$300 UPCHARGE
POWER UPCHARGES INCLUDE ALL MOTORIZED SEATS PER SKU	LUMBAR OPT - \$150			LUMBAR OPT - \$300	LUMBAR OPT - \$300	LUMBAR OPT - \$150
STANDARD NAIL:	NATURAL #9	N/A	N/A	N/A	NATURAL #9	NATURAL #9
NO NAIL OPTION:	AVAILABLE	STANDARD	STANDARD	STANDARD	AVAILABLE	AVAILABLE
OVERALL DIMENSIONS:	W 39" D 42" H 40"	W 24" D 42" H 40"	W 42" D 42" H 40"	W 63" D 42" H 40"	W 87" D 42" H 40"	W 31" D 42" H 41 1/2"
WEDGEWALL SPACE:						
SEAT HEIGHT:	21.5	21.5	21.5	21.5	21.5	21.5
SEAT DEPTH:	22.5	22.5	22.5	22.5	22.5	22.5
SEAT WIDTH:	24	24	22.5	48	72	24
ARM HEIGHT:	26			26	26	24.5
SEAT TO BACK HEIGHT:	18.5	18.5	18.5	18.5	18.5	20
DIST FRM WALL TO RECLNE:	4			4	4	4
CHAIR IN FULL RECLINE:	72			72	72	70
WEIGHT:	137	136	207	217	266	146
54 " PLAIN COM YDG.	8 3/4	5 1/4	8 1/4	13 3/4	18 1/2	7 3/4
CUBES:	49.6	44.22	90.23	90.23	120.3	44.22
FABRIC GRADE I / COM	4439	1889	3239	7859	8189	4139
FABRIC GRADE II	4559	2039	3389	8129	8459	4259
FABRIC GRADE III / COL	4709	2159	3509	8399	8729	4409
FABRIC GRADE IV	4829	2279	3629	8669	8999	4529
FABRIC GRADE V	4949	2429	3779	8909	9239	4679
FABRIC GRADE VI	5099	2549	3899	9179	9509	4799
COLLAGE PRICING: DESIGN YOUR OWN						
MARRIED COVER	MARRIED COVER AVAILABLE. PRICING GRID ON PG 69 - 71				MARRIED COVER AVAILABLE. PRICING GRID ON PG 69 - 71	
LEATHER - GRADE 1	5939	2759	4619	10889	11219	5279
LEATHER - GRADE 2	6179	2909	4829	11399	11729	5459
LEATHER - GRADE 3	6659	3239	5219	12389	12719	5789
LEATHER - GRADE 4	7109	3569	5609	13379	13709	6119



ITEM NUMBER:	903-18	903-33	903-35	903-38	903-66	903-70
DESCRIPTION:	HORIZON RAF RECLINER W/ POWER HEADREST AND EXTENDED FOOTREST	HORIZON ARMLSS RECLINER W/ POWER HEADREST AND EXTENDED FOOTREST	HORIZON MOTION RECLINER W/ POWER HEADREST AND EXTENDED FOOTREST	HORIZON ARMLESS CHAIR	HORIZON TRUE CORNER WEDGE	HORIZON MOTION LOVESEAT W/ POWER HEADRESTS AND EXTENDED FOOTREST
PROGRAM:	LUXURY MOTION	LUXURY MOTION	LUXURY MOTION	LUXURY MOTION	LUXURY MOTION	LUXURY MOTION
STANDARD FINISH:	MH-MAHOAGANY	MH-MAHOAGANY	MH-MAHOAGANY	MH-MAHOAGANY	MH-MAHOAGANY	MH-MAHOAGANY
SEE PG 3 FOR A COMPLETE LIST OF AVAIL FINISHES	OPTIONAL FINISHES AVAIL AT NO UPCHARGE	OPTIONAL FINISHES AVAIL AT NO UPCHARGE	OPTIONAL FINISHES AVAIL AT NO UPCHARGE	OPTIONAL FINISHES AVAIL AT NO UPCHARGE	OPTIONAL FINISHES AVAIL AT NO UPCHARGE	OPTIONAL FINISHES AVAIL AT NO UPCHARGE
STANDARD CUSHION: ADDITIONAL CUSHION OPTIONS:	SPRING DOWN HR FOAM - \$75 PREMIER DOWN - \$75	SPRING DOWN HR FOAM - \$75 PREMIER DOWN - \$75	SPRING DOWN HR FOAM - \$75 PREMIER DOWN - \$75	SPRING DOWN HR FOAM - \$75 PREMIER DOWN - \$75	SPRING DOWN HR FOAM - \$150 PREMIER DOWN - \$150	SPRING DOWN HR FOAM - \$150 PREMIER DOWN - \$150
PILLOW TYPE:	BUSTLE BACK	BUSLTE BACK	BUSLTE BACK	BUSTLE BACK	BUSTLE BACK	BUSTLE BACK
STANDARD RELEASE: OPTIONAL RELEASE:	POWER BUTTON IS STANDARD RELEASE	POWER BUTTON IS STANDARD RELEASE	POWER BUTTON IS STANDARD RELEASE	N/A	N/A	POWER BUTTON IS STANDARD RELEASE
POWER RECL. OPT.: (SEE PAGE 9) POWER UPCHARGES INCLUDE ALL MOTORIZED SEATS PER SKU	BB: POWER BUTTON WITH BATTERY PACK: \$300 UPCHARGE LUMBAR OPT - \$150	BB: POWER BUTTON WITH BATTERY PACK: \$300 UPCHARGE	BB: POWER BUTTON WITH BATTERY PACK: \$300 UPCHARGE LUMBAR OPT - \$150	N/A	N/A	BB: POWER BUTTON WITH BATTERY PACK: \$600 UPCHARGE LUMBAR OPT - \$300
STANDARD NAIL:	NATURAL #9	NATURAL #9	NATURAL #9	N/A	N/A	NATURAL #9
NO NAIL OPTION:	AVAILABLE	AVAILABLE	AVAILABLE	STANDARD	STANDARD	AVAILABLE
OVERALL DIMENSIONS:	W 31" D 42" H 41 1/2"	W 24" D 42" H 41 1/2"	W 38" D 42" H 41 1/2"	W 24" D 42" H 41 1/2"	W 42" D 42" H 41 1/2"	W 62" D 42" H 41 1/2"
WEDGEWALL SPACE:						
SEAT HEIGHT:	21.5	21.5	21.5	21.5	21.5	21.5
SEAT DEPTH:	22.5	22.5	22.5	22.5	22.5	22.5
SEAT WIDTH:	24	24	24	24	22.5	48
ARM HEIGHT:	24.5		24.5			24.5
SEAT TO BACK HEIGHT:	20	20	20	20	20	20
DIST FRM WALL TO RECLNE:	4	4	4	4	4	4
CHAIR IN FULL RECLINE:	70	70	70	70	70	70
WEIGHT:	146	146	137	146	157	217
54 " PLAIN COM YDG.	7 3/4	6 1/4	9 3/4	5 1/2	8 1/2	14 1/2
CUBES:	44.22	44.22	49.57	44.22	90.23	90.23
FABRIC GRADE I / COM	4139	2909	4799	1889	3239	8189
FABRIC GRADE II	4259	3059	4919	2039	3389	8459
FABRIC GRADE III / COL	4409	3179	5069	2159	3509	8729
FABRIC GRADE IV	4529	3299	5189	2279	3629	8999
FABRIC GRADE V	4679	3449	5339	2429	3779	9239
FABRIC GRADE VI	4799	3569	5459	2549	3899	9509
COLLAGE PRICING: DESIGN YOUR OWN						
MARRIED COVER			MARRIED COVER AVAILABLE. PRICING GRID ON PG 69 - 71			
LEATHER - GRADE 1	5279	3959	6119	2759	4619	11219
LEATHER - GRADE 2	5459	4199	6359	2909	4829	11729
LEATHER - GRADE 3	5789	4679	6809	3239	5219	12719
LEATHER - GRADE 4	6119	5129	7259	3569	5609	13709

ITEM NUMBER:	903-90	916/920/932 -0T	916/920/932 -07	916/920/932 -17	916/920/932 -18	916/920/932 -25
DESCRIPTION:	HORIZON MOTION SOFA W/ POWER HEADREST & EXTENDED FOOTREST	NEWMAN/WHITAKER/ KERLEY OTTOMAN	NEWMAN/WHITAKER/ KERLEY STRAIGHT CONSOLE W/BACK AND STORAGE	NEWMAN/WHITAKER/ KERLEY LAF OUTSIDE ARM CHAIR FULL RECLINE	NEWMAN/WHITAKER/ KERLEY RAF OUTSIDE ARM CHAIR FULL RECLINE	NEWMAN/WHITAKER/ KERLEY STATIONARY CHAIR
PROGRAM:	LUXURY MOTION	LUXURY MOTION	LUXURY MOTION	LUXURY MOTION	LUXURY MOTION	LUXURY MOTION
STANDARD FINISH:	MH-MAHOGANY	MH-MAHOGANY	N/A	MH-MAHOGANY	MH-MAHOGANY	MH-MAHOGANY
SEE PG 3 FOR A COMPLETE LIST OF AVAIL FINISHES	OPTIONAL FINISHES AVAIL AT NO UPCHARGE	OPTIONAL FINISHES AVAIL AT NO UPCHARGE	N/A	OPTIONAL FINISHES AVAIL AT NO UPCHARGE	OPTIONAL FINISHES AVAIL AT NO UPCHARGE	OPTIONAL FINISHES AVAIL AT NO UPCHARGE
STANDARD CUSHION:	SPRING DOWN	N/A	N/A	SPRING DOWN	SPRING DOWN	SPRING DOWN
ADDITIONAL CUSHION	HR FOAM - \$225			HR FOAM - \$75	HR FOAM - \$75	HR FOAM - \$75
OPTIONS:	PREMIER DOWN - \$225			PREMIER DOWN - \$75	PREMIER DOWN - \$75	PREMIER DOWN - \$75
PILLOW TYPE:	BUSTLE BACK	N/A	N/A	SEMI-ATTACHED	SEMI-ATTACHED	SEMI-ATTACHED
STD./OPT. RELEASE:	POWER BUTTON IS STANDARD RELEASE	N/A	N/A	POWER BUTTON IS STANDARD	POWER BUTTON IS STANDARD	N/A
POWER RECL. OPT.: (SEE PAGE 9) POWER UPCHARGES INCLUDE ALL MOTORIZED SEATS PER SKU	BB: POWER BUTTON WITH BATTERY PACK: \$600 UPCHARGE LUMBAR OPT - \$300	N/A	N/A	BB: POWER BUTTON WITH BATTERY PACK: \$300 UPCHARGE	BB: MOTION BUTTON WITH BATTERY PACK: \$300 UPCHARGE	N/A
STANDARD NAIL:	NATURAL #9	916 - NATURAL #9 920 - NATURAL #54 932 - NO NAILS	N/A	916 - NATURAL #9 920 - NATURAL #54 932 - NO NAILS	916 - NATURAL #9 920 - NATURAL #54 932 - NO NAILS	916 - NATURAL #9 920 - NATURAL #54 932 - NO NAILS
NO NAIL OPTION:	AVAILABLE	916/920-AVAILABLE 932 - STANDARD	STANDARD	916/920-AVAILABLE 932 - STANDARD	916/920-AVAILABLE 932 - STANDARD	916/920-AVAILABLE 932 - STANDARD
OVERALL DIMENSIONS:	W 86" D 42" H 41 1/2"	SEE SCHEMATIC ON PAGE 76 FOR DIMENSIONS PER STYLE	SEE SCHEMATIC ON PAGE 76 FOR DIMENSIONS PER STYLE	SEE SCHEMATIC ON PAGE 76 FOR DIMENSIONS PER STYLE	SEE SCHEMATIC ON PAGE 76 FOR DIMENSIONS PER STYLE	SEE SCHEMATIC ON PAGE 76 FOR DIMENSIONS PER STYLE
WEDGEWALL SPACE:						
SEAT HEIGHT:	21.5			21	21	21
SEAT DEPTH:	22.5			21	21	21
SEAT WIDTH:	72			24	24	24
ARM HEIGHT:	24.5			26	26	26
SEAT TO BACK HEIGHT:	20			19	19	19
DIST FRM WALL TO RECLNE:	4			2.5	2.5	
CHAIR IN FULL RECLINE:	70			65.5	65.5	
WEIGHT:	266	26	60	148	148	150
54" PLAIN COM YDG.	19 1/2	2 1/2	4	6 1/2	6 1/2	8 3/4
CUBES:	120.3	11.7	44.2	44.2	44.2	49.57
FABRIC GRADE I / COM	8519	1109	1799	3029	3029	2519
FABRIC GRADE II	8789	1229	1889	3149	3149	2669
FABRIC GRADE III / COL	9059	1319	2009	3329	3329	2789
FABRIC GRADE IV	9329	1439	2099	3449	3449	2909
FABRIC GRADE V	9569	1529	2219	3569	3569	3059
FABRIC GRADE VI	9839	1619	2309	3719	3719	3179
COLLAGE PRICING: DESIGN YOUR OWN		COLLAGE: \$1319	COLLAGE: \$2039	COLLAGE: \$3239	COLLAGE: \$3239	COLLAGE: \$3239
MARRIED COVER	MARRIED COVER AVAILABLE. PRICING GRID ON PG 69 - 71					
LEATHER - GRADE 1	11549	1469	2129	4049	4049	3569
LEATHER - GRADE 2	12059	1559	2249	4259	4259	3719
LEATHER - GRADE 3	13049	1769	2459	4589	4589	4049
LEATHER - GRADE 4	14039	1949	2669	4919	4919	4409

ITEM NUMBER:	916/920/932 -33	916/920/932 -35	916/920/932 -38	916/920/932 -55	916/920/932 -56	916/920/932 -57
DESCRIPTION:	NEWMAN/WHITAKER/ KERLEY ARMLESS RECLINER	NEWMAN/WHITAKER/ KERLEY CHAIR FULL RECLINE	NEWMAN/WHITAKER/ KERLEY ARMLESS CHAIR	NEWMAN/WHITAKER/ KERLEY LAF LOVESEAT RECLINER AT ARM	NEWMAN/WHITAKER/ KERLEY RAF LOVESEAT RECLINER AT ARM	NEWMAN/WHITAKER/ KERLEY LAF LOVESEAT
PROGRAM:	LUXURY MOTION	LUXURY MOTION	LUXURY MOTION	LUXURY MOTION	LUXURY MOTION	LUXURY MOTION
STANDARD FINISH:	N/A	BYX (SEE PG 72-74) MH-MAHOGANY	MH-MAHOGANY	MH-MAHOGANY	MH-MAHOGANY	MH-MAHOGANY
SEE PG 3 FOR A COMPLETE LIST OF AVAIL FINISHES	N/A	OPTIONAL FINISHES AVAIL AT NO UPCHARGE	OPTIONAL FINISHES AVAIL AT NO UPCHARGE	OPTIONAL FINISHES AVAIL AT NO UPCHARGE	OPTIONAL FINISHES AVAIL AT NO UPCHARGE	OPTIONAL FINISHES AVAIL AT NO UPCHARGE
STANDARD CUSHION: ADDITIONAL CUSHION OPTIONS:	SPRING DOWN HR FOAM - \$75 PREMIER DOWN - \$75	SPRING DOWN HR FOAM - \$75 PREMIER DOWN - \$75	SPRING DOWN HR FOAM - \$75 PREMIER DOWN - \$75	SPRING DOWN HR FOAM - \$150 PREMIER DOWN - \$150	SPRING DOWN HR FOAM - \$150 PREMIER DOWN - \$150	SPRING DOWN HR FOAM - \$150 PREMIER DOWN - \$150
PILLOW TYPE:	SEMI-ATTACHED	SEMI-ATTACHED	SEMI-ATTACHED	SEMI-ATTACHED	SEMI-ATTACHED	SEMI-ATTACHED
STD./OPT. RELEASE:	POWER BUTTON IS STANDARD	POWER BUTTON IS STANDARD	N/A	POWER BUTTON IS STANDARD	POWER BUTTON IS STANDARD	N/A
POWER RECL. OPT.: (SEE PAGE 9) POWER UPCHARGES INCLUDE ALL MOTORIZED SEATS PER SKU	BB: POWER BUTTON WITH BATTERY PACK: \$300 UPCHARGE	BB: POWER BUTTON WITH BATTERY PACK: \$300 UPCHARGE	N/A	BB: POWER BUTTON WITH BATTERY PACK: \$300 UPCHARGE	BB: POWER BUTTON WITH BATTERY PACK: \$300 UPCHARGE	N/A
STANDARD NAIL:	N/A	916 - NATURAL #9 920 - NATURAL #54 932 - NO NAILS	N/A	916 - NATURAL #9 920 - NATURAL #54 932 - NO NAILS	916 - NATURAL #9 920 - NATURAL #54 932 - NO NAILS	916 - NATURAL #9 920 - NATURAL #54 932 - NO NAILS
NO NAIL OPTION:	STANDARD	916/920-AVAILABLE 932 - STANDARD	STANDARD	916/920-AVAILABLE 932 - STANDARD	916/920-AVAILABLE 932 - STANDARD	916/920-AVAILABLE 932 - STANDARD
OVERALL DIMENSIONS:	SEE SCHEMATIC ON PAGE 76 FOR DIMENSIONS PER STYLE	SEE SCHEMATIC ON PAGE 76 FOR DIMENSIONS PER STYLE	SEE SCHEMATIC ON PAGE 76 FOR DIMENSIONS PER STYLE	SEE SCHEMATIC ON PAGE 76 FOR DIMENSIONS PER STYLE	SEE SCHEMATIC ON PAGE 76 FOR DIMENSIONS PER STYLE	SEE SCHEMATIC ON PAGE 76 FOR DIMENSIONS PER STYLE
WEDGEWALL SPACE:						
SEAT HEIGHT:	21	21	21	21	21	21
SEAT DEPTH:	21	21	21	21	21	21
SEAT WIDTH:	24	24	24	48	48	48
ARM HEIGHT:		26		26	26	26
SEAT TO BACK HEIGHT:	19	19	19	19	19	19
DIST FRM WALL TO RECLNE:	2.5	2.5		2.5	2.5	2.5
CHAIR IN FULL RECLINE:	65.5	65.5		65.5	65.5	65.5
WEIGHT:	110	108	68	150	150	150
54 " PLAIN COM YDG.	5 3/4	8	4 1/2	10 1/4	10 1/4	10 1/4
CUBES:	49.57	49.57	44.2	90.23	90.23	90.23
FABRIC GRADE I / COM	3509	3389	1829	4109	4109	3239
FABRIC GRADE II	3659	3509	1949	4409	4409	3389
FABRIC GRADE III / COL	3779	3659	2099	4679	4679	3509
FABRIC GRADE IV	3929	3779	2249	4919	4919	3659
FABRIC GRADE V	4049	3899	2369	5189	5189	3779
FABRIC GRADE VI	4169	4049	2519	5489	5489	3899
COLLAGE PRICING: DESIGN YOUR OWN	COLLAGE: \$3059	COLLAGE: \$4049	COLLAGE: \$2069	COLLAGE: \$4949	COLLAGE: \$4949	COLLAGE: \$4769
MARRIED COVER		MARRIED COVER AVAILABLE. PRICING GRID ON PG 69 - 71				
LEATHRE - GRADE 1	4169	4739	2339	5849	5849	5249
LEATHER - GRADE 2	4439	4979	2519	6179	6179	5459
LEATHER - GRADE 3	4919	5459	2849	6869	6869	5789
LEATHER - GRADE 4	5399	5939	3179	7559	7559	6119

ITEM NUMBER:	916/920/932 -58	916/920/932 -61	916/920/932 -62	916/920/932 -68	916/920/932 -70	916/920/932 -73
DESCRIPTION:	NEWMAN/WHITAKER/ KERLEY RAF LOVESEAT	NEWMAN/WHITAKER/ KERLEY LAF SOFA RECLINER AT ARM	NEWMAN/WHITAKER/ KERLEY RAF SOFA RECLINER AT ARM	NEWMAN/WHITAKER/ KERLEY CORNER WEDGE	NEWMAN/WHITAKER/ KERLEY LOVESEAT L & R FULL RECLINE	NEWMAN/WHITAKER/ KERLEY LAF SOFA CORNER RETURN RECLINER AT ARM
PROGRAM:	LUXURY MOTION	LUXURY MOTION	LUXURY MOTION	LUXURY MOTION	LUXURY MOTION	LUXURY MOTION
STANDARD FINISH:	MH-MAHOAGANY	MH-MAHOAGANY	MH-MAHOAGANY	MH-MAHOAGANY	MH-MAHOAGANY	MH-MAHOAGANY
SEE PG 3 FOR A COMPLETE LIST OF AVAIL FINISHES	OPTIONAL FINISHES AVAIL AT NO UPCHARGE	OPTIONAL FINISHES AVAIL AT NO UPCHARGE	OPTIONAL FINISHES AVAIL AT NO UPCHARGE	OPTIONAL FINISHES AVAIL AT NO UPCHARGE	OPTIONAL FINISHES AVAIL AT NO UPCHARGE	OPTIONAL FINISHES AVAIL AT NO UPCHARGE
STANDARD CUSHION: ADDITIONAL CUSHION OPTIONS:	SPRING DOWN HR FOAM - \$150 PREMIER DOWN - \$150	SPRING DOWN HR FOAM - \$225 PREMIER DOWN - \$225	SPRING DOWN HR FOAM - \$225 PREMIER DOWN - \$225	SPRING DOWN HR FOAM - \$150 PREMIER DOWN - \$150	SPRING DOWN HR FOAM - \$150 PREMIER DOWN - \$150	SPRING DOWN HR FOAM - \$225 PREMIER DOWN - \$225
PILLOW TYPE:	SEMI-ATTACHED	SEMI-ATTACHED	SEMI-ATTACHED	SEMI-ATTACHED	SEMI-ATTACHED	SEMI-ATTACHED
STANDARD RELEASE:	N/A	POWER BUTTON IS STANDARD	POWER BUTTON IS STANDARD	N/A	POWER BUTTON IS STANDARD	POWER BUTTON IS STANDARD
POWER RECLINE OPTIONS:  POWER UPCHARGES INCLUDE ALL MOTORIZED SEATS PER SKU	N/A	BB: POWER BUTTON WITH BATTERY PACK: \$300 UPCHARGE	BB: POWER BUTTON WITH BATTERY PACK: \$300 UPCHARGE	N/A	BB: POWER BUTTON WITH BATTERY PACK: \$600 UPCHARGE	BB: POWER BUTTON WITH BATTERY PACK: \$300 UPCHARGE
STANDARD NAIL:	916 - NATURAL #9 920 - NATURAL #54 932 - NO NAILS	916 - NATURAL #9 920 - NATURAL #54 932 - NO NAILS	916 - NATURAL #9 920 - NATURAL #54 932 - NO NAILS	N/A	916 - NATURAL #9 920 - NATURAL #54 932 - NO NAILS	916 - NATURAL #9 920 - NATURAL #54 932 - NO NAILS
NO NAIL OPTION:	916/920-AVAILABLE 932 - STANDARD	916/920-AVAILABLE 932 - STANDARD	916/920-AVAILABLE 932 - STANDARD	STANDARD	916/920-AVAILABLE 932 - STANDARD	916/920-AVAILABLE 932 - STANDARD
OVERALL DIMENSIONS:	SEE SCHEMATIC ON PAGE 76 FOR DIMENSIONS PER STYLE	SEE SCHEMATIC ON PAGE 76 FOR DIMENSIONS PER STYLE	SEE SCHEMATIC ON PAGE 76 FOR DIMENSIONS PER STYLE	SEE SCHEMATIC ON PAGE 76 FOR DIMENSIONS PER STYLE	SEE SCHEMATIC ON PAGE 76 FOR DIMENSIONS PER STYLE	SEE SCHEMATIC ON PAGE 76 FOR DIMENSIONS PER STYLE
WEDGEWALL SPACE:				50		
SEAT HEIGHT:	21	21	21	21	21	21
SEAT DEPTH:	21	21	21	21	21	21
SEAT WIDTH:	48	72	72	42	48	72
ARM HEIGHT:	26	26	26	26	26	26
SEAT TO BACK HEIGHT:	19	19	19	19	19	19
DIST FRM WALL TO RECLINE:	2.5	2.5	2.5	2.5	2.5	2.5
CHAIR IN FULL RECLINE:	65.5	65.5	65.5	65.5	65.5	65.5
WEIGHT:	150	200	200	125	215	230
54 " PLAIN COM YDG.	10 1/4	12 3/4	12 3/4	8	13	15 3/4
CUBES:	90.23	129.32	129.32	90.23	90.23	129.3
FABRIC GRADE I / COM	3239	5309	5309	2909	6089	5669
FABRIC GRADE II	3389	5579	5579	3059	6389	5909
FABRIC GRADE III / COL	3509	5849	5849	3179	6659	6179
FABRIC GRADE IV	3659	6119	6119	3329	6929	6479
FABRIC GRADE V	3779	6419	6419	3479	7199	6749
FABRIC GRADE VI	3899	6659	6659	3599	7469	7019
COLLAGE PRICING: DESIGN YOUR OWN	COLLAGE: \$4769	COLLAGE: \$6269	COLLAGE: \$6269	COLLAGE: \$3299	COLLAGE: \$7079	COLLAGE: \$6929
MARRIED COVER						
LEATHER - GRADE 1	5249	7379	7379	3959	8819	8299
LEATHER - GRADE 2	5459	7799	7799	4139	9329	8909
LEATHER - GRADE 3	5789	8699	8699	4559	10349	9929
LEATHER - GRADE 4	6119	9599	9599	4979	11369	10949

ITEM NUMBER:	916/920/932 -74	916/920/932 -75	916/920/932 -90	916/920/932 -95	941/942/944/945/946 -0T	941/942/944/945/946 -07
DESCRIPTION:	NEWMAN/WHITAKER/ KERLEY RAF SOFA CORNER RETURN RECLINER AT ARM	NEWMAN/WHITAKER/ KERLEY STATIONARY LOVESEAT	NEWMAN/WHITAKER/ KERLEY SOFA L & R FULL RECLINE	NEWMAN/WHITAKER/ KERLEY STATIONARY SOFA	LOEWY/PAULEY/ DIXON/CHERRIE/ REVINGTON OTTOMAN	LOEWY/PAULEY/ DIXON/CHERRIE/ REVINGTON STRAIGHT CONSOLE W/ BACK AND STORAGE
PROGRAM:	LUXURY MOTION	LUXURY MOTION	LUXURY MOTION	LUXURY MOTION	LUXURY MOTION	LUXURY MOTION
STANDARD FINISH:	MH-MAHOGANY	MH-MAHOGANY	BYX (SEE PG 72 -74) MH-MAHOGANY	MH-MAHOGANY	MH-MAHOGANY	N/A
SEE PG 3 FOR A COMPLETE LIST OF AVAIL FINISHES	OPTIONAL FINISHES AVAIL AT NO UPCHARGE	OPTIONAL FINISHES AVAIL AT NO UPCHARGE	OPTIONAL FINISHES AVAIL AT NO UPCHARGE	OPTIONAL FINISHES AVAIL AT NO UPCHARGE	OPTIONAL FINISHES AVAIL AT NO UPCHARGE	N/A
STANDARD CUSHION: ADDITIONAL CUSHION OPTIONS:	SPRING DOWN HR FOAM - \$225 PREMIER DOWN - \$225	SPRING DOWN HR FOAM - \$150 PREMIER DOWN - \$150	SPRING DOWN HR FOAM - \$225 PREMIER DOWN - \$225	SPRING DOWN HR FOAM - \$225 PREMIER DOWN - \$225	N/A	N/A
PILLOW TYPE:	SEMI-ATTACHED	SEMI-ATTACHED	SEMI-ATTACHED	SEMI-ATTACHED	N/A	N/A
STANDARD RELEASE:	POWER BUTTON IS STANDARD	N/A	POWER BUTTON IS STANDARD	N/A	N/A	N/A
POWER RECLINE OPTIONS:  POWER UPCHARGES INCLUDE ALL MOTORIZED SEATS PER SKU	BB: POWER BUTTON WITH BATTERY PACK: \$300 UPCHARGE	N/A	BB: POWER BUTTON WITH BATTERY PACK: \$600 UPCHARGE	N/A	N/A	N/A
STANDARD NAIL:	916 - NATURAL #9 920 - NATURAL #54 932 - NO NAILS	916 - NATURAL #9 920 - NATURAL #54 932 - NO NAILS	916 - NATURAL #9 920 - NATURAL #54 932 - NO NAILS	916 - NATURAL #9 920 - NATURAL #54 932 - NO NAILS	941/944 - N/A 942/945/946 - NAT #9	N/A
NO NAIL OPTION:	916/920-AVAILABLE 932 - STANDARD	916/920-AVAILABLE 932 - STANDARD	916/920-AVAILABLE 932 - STANDARD	916/920-AVAILABLE 932 - STANDARD	941/944 - STANDARD 942/945/946 - AVAIL	STANDARD
OVERALL DIMENSIONS:	SEE SCHEMATIC ON PAGE 76 FOR DIMENSIONS PER STYLE	SEE SCHEMATIC ON PAGE 76 FOR DIMENSIONS PER STYLE	SEE SCHEMATIC ON PAGE 76 FOR DIMENSIONS PER STYLE	SEE SCHEMATIC ON PAGE 76 FOR DIMENSIONS PER STYLE	SEE SCHEMATIC ON PAGE 81 - 82 FOR DIMENSIONS PER STYLE	SEE SCHEMATIC ON PAGE 81 - 82 FOR DIMENSIONS PER STYLE
WEDGEWALL SPACE: SEAT HEIGHT: SEAT DEPTH: SEAT WIDTH: ARM HEIGHT: SEAT TO BACK HEIGHT: DIST FRM WALL TO RECLNE: CHAIR IN FULL RECLINE: WEIGHT: 54 " PLAIN COM YDG.	21 21 72 26 19 2.5 65.5 230 15 3/4	21 21 48 26 19 19 215 13 1/2	21 21 72 26 19 2.5 65.5 270 17	21 21 72 26 19 270 17 3/4	38 2 3/4	60 3 3/4
CUBES:	129.3	90.23	129.3	129.3	11.7	44.2
FABRIC GRADE I / COM	5669	4439	6449	4769	929	1829
FABRIC GRADE II	5909	4709	6719	5039	1049	1919
FABRIC GRADE III / COL	6179	4979	6989	5339	1139	2039
FABRIC GRADE IV	6479	5219	7259	5579	1229	2129
FABRIC GRADE V	6749	5519	7559	5849	1319	2219
FABRIC GRADE VI	7019	5789	7799	6119	1439	2309
COLLAGE PRICING: DESIGN YOUR OWN	COLLAGE: \$6929	COLLAGE: \$6929	COLLAGE: \$7409	COLLAGE: \$7259		
MARRIED COVER			MARRIED COVER AVAILABLE. PRICING GRID ON PG 69 - 71			
LEATHER - GRADE 1	8299	7499	9149	7829	1259	2159
LEATHER - GRADE 2	8909	7829	9689	8159	1379	2249
LEATHER - GRADE 3	9929	8519	10709	8849	1559	2459
LEATHER - GRADE 4	10949	9179	11729	9539	1769	2639

ITEM NUMBER:	941/942/944/945/946 <b>-09</b> LOEWY/PAULEY/ DIXON/CHERIE/ REVINGTON	941/942/944/945/946 <b>-17</b> LOEWY/PAULEY/ DIXON/CHERIE/ REVINGTON	941/942/944/945/946 <b>-18</b> LOEWY/PAULEY/ DIXON/CHERIE/ REVINGTON	941/942/944/945/946 <b>-25</b> LOEWY/PAULEY/ DIXON/CHERRIE/ REINGTON	941/942/944/945/946 <b>-33</b> LOEWY/PAULEY/ DIXON/CHERIE/ REVINGTON	941/942/944/945/946 <b>-35</b> LOEWY/PAULEY/ DIXON/CHERIE/ REVINGTON
DESCRIPTION:	CITY SCALE CONSOLE	CITY SCALE LAF RECLINER	CITY SCALE RAF RECLINER	STATIONARY CHAIR	CITY SCALE ARMLESS RECLINER	CITY SCALE MOTION RECLINER W/POWER HEADREST
PROGRAM:	LUXURY MOTION	LUXURY MOTION	LUXURY MOTION	LUXURY MOTION	LUXURY MOTION	LUXURY MOTION
STANDARD FINISH:	N/A	MH-MAHOGANY	MH-MAHOGANY	MH-MAHOGANY	N/A	MH-MAHOGANY
SEE PG 3 FOR A COMPLETE LIST OF AVAIL FINISHES	N/A	OPTIONAL FINISHES AVAIL AT NO UPCHARGE	OPTIONAL FINISHES AVAIL AT NO UPCHARGE	OPTIONAL FINISHES AVAIL AT NO UPCHARGE	N/A	OPTIONAL FINISHES AVAIL AT NO UPCHARGE
STANDARD CUSHION: ADDITIONAL CUSHION OPTIONS:	N/A	SPRING DOWN HR FOAM - \$75 PREMIER DOWN - \$75	SPRING DOWN HR FOAM - \$75 PREMIER DOWN - \$75	SPRING DOWN HR FOAM - \$75 PREMIER DOWN - \$75	SPRING DOWN HR FOAM - \$75 PREMIER DOWN - \$75	SPRING DOWN HR FOAM - \$75 PREMIER DOWN - \$75
PILLOW TYPE:	941/944/945/946 - BUSTLE 942 SEMI-ATTACHED	941/944/945/946 - BUSTLE 942 SEMI-ATTACHED	941/944/945/946 - BUSTLE 942 SEMI-ATTACHED	941/944/945/946 - BUSTLE 942 SEMI-ATTACHED	941/944/945/946 - BUSTLE 942 SEMI-ATTACHED	941/944/945/946 - BUSTLE 942 SEMI-ATTACHED
STANDARD RELEASE:	N/A	POWER BUTTON - STANDARD	POWER BUTTON - STANDARD	N/A	POWER BUTTON - STANDARD	POWER BUTTON - STANDARD
POWER RECLINE OPTIONS:	N/A	BB: POWER BUTTON WITH BATTERY PACK: \$300 UPCHARGE	BB: POWER BUTTON WITH BATTERY PACK: \$300 UPCHARGE	N/A	BB: POWER BUTTON WITH BATTERY PACK: \$300 UPCHARGE	BB: POWER BUTTON WITH BATTERY PACK: \$300 UPCHARGE
POWER UPCHARGES INCLUDE ALL MOTORIZED SEATS PER SKU		LUMBAR OPT - \$150	LUMBAR OPT - \$150			LUMBAR OPT - \$150
STANDARD NAIL:	N/A	941/944 - N/A 942/945/946 - NAT #9	941/944 - N/A 942/945/946 - NAT #9	941/944 - N/A 942/945/946 - NAT #9	N/A	941/944 - N/A 942/945/946 - NAT #9
NO NAIL OPTION:	STANDARD	941/944 - STANDARD 942/945/946 - AVAIL	941/944 - STANDARD 942/945/946 - AVAIL	941/944 - STANDARD 942/945/946 - AVAIL	STANDARD	941/944 - STANDARD 942/945/946 - AVAIL
OVERALL DIMENSIONS:	SEE SCHEMATIC ON PAGE 81 - 82 FOR DIMENSIONS PER STYLE	SEE SCHEMATIC ON PAGE 81 - 82 FOR DIMENSIONS PER STYLE	SEE SCHEMATIC ON PAGE 81 - 82 FOR DIMENSIONS PER STYLE	SEE SCHEMATIC ON PAGE 81 - 82 FOR DIMENSIONS PER STYLE	SEE SCHEMATIC ON PAGE 81 - 82 FOR DIMENSIONS PER STYLE	SEE SCHEMATIC ON PAGE 81 - 82 FOR DIMENSIONS PER STYLE
WEDGEWALL SPACE:						
SEAT HEIGHT:		21	21	21	21	21
SEAT DEPTH:		21	21	21	21	21
SEAT WIDTH:		22	22	22	22	22
ARM HEIGHT:		24.5	24.5	24.5	24.5	25
SEAT TO BACK HEIGHT:		19.5	19.5	19.5	19.5	19.5
DIST FRM WALL TO RECLINE:		2.5	2.5	2.5	2.5	2.5
CHAIR IN FULL RECLINE:		65	65	65	65	65
WEIGHT:	57	158	158	137	138	148
54 " PLAIN COM YDG.	4 1/2	7 1/2	7 1/2	8 1/4	4 3/4	8 1/4
CUBES:	44.2	49.6	49.6	49.6	49.6	49.6
FABRIC GRADE I / COM	929	3359	3359	2969	2999	3749
FABRIC GRADE II	1019	3509	3509	3119	3149	3899
FABRIC GRADE III / COL	1169	3629	3629	3239	3299	4019
FABRIC GRADE IV	1259	3749	3749	3389	3419	4169
FABRIC GRADE V	1349	3899	3899	3509	3569	4319
FABRIC GRADE VI	1469	4019	4019	3629	3689	4439
COLLAGE PRICING: DESIGN YOUR OWN	COLLAGE: \$1139	COLLAGE: \$3449	COLLAGE: \$3449		COLLAGE: \$2969	COLLAGE: \$4289
MARRIED COVER						
LEATHER - GRADE 1	1289	4709	4709	4469	3689	5099
LEATHER - GRADE 2	1379	4889	4889	4619	3929	5369
LEATHER - GRADE 3	1589	5219	5219	4949	4409	5849
LEATHER - GRADE 4	1799	5579	5579	5279	4889	6329

ITEM NUMBER:	941/942/944/945/946 <b>-38</b>	941/942/944/945/946 <b>-55</b>	941/942/944/945/946 <b>-56</b>	941/942/944/945/946 <b>-57</b>	941/942/944/945/946 <b>-58</b>	941/942/944/945/946 <b>-61</b>
DESCRIPTION:	LOEWY/PAULEY/ DIXON/CHERIE/ REVINGTON  CITY SCALE ARMLESS CHAIR	LOEWY/PAULEY/ DIXON/CHERIE/ REVINGTON  CITY SCALE LAF MOTION LOVESEAT W/POWER HEADREST RECLINER AT ARM	LOEWY/PAULEY/ DIXON/CHERIE/ REVINGTON  CITY SCALE RAF MOTION LOVESEAT W/POWER HEADREST RECLINER AT ARM	LOEWY/PAULEY/ DIXON/CHERRIE/ REINGTON  CITY SCALE STATIONARY LAF LOVESEAT	LOEWY/PAULEY/ DIXON/CHERRIE/ REINGTON  CITY SCALE STATIONARY RAF LOVESEAT	LOEWY/PAULEY/ DIXON/CHERIE/ REVINGTON  CITY SCALE LAF MOTION SOFA W/POWER HEADREST RECLINER AT ARM
PROGRAM:	LUXURY MOTION	LUXURY MOTION	LUXURY MOTION	LUXURY MOTION	LUXURY MOTION	LUXURY MOTION
STANDARD FINISH:	MH-MAHOGANY	MH-MAHOGANY	MH-MAHOGANY	MH-MAHOGANY	MH-MAHOGANY	MH-MAHOGANY
SEE PG 3 FOR A COMPLETE LIST OF AVAIL FINISHES	OPTIONAL FINISHES AVAIL AT NO UPCHARGE	OPTIONAL FINISHES AVAIL AT NO UPCHARGE	OPTIONAL FINISHES AVAIL AT NO UPCHARGE	OPTIONAL FINISHES AVAIL AT NO UPCHARGE	OPTIONAL FINISHES AVAIL AT NO UPCHARGE	OPTIONAL FINISHES AVAIL AT NO UPCHARGE
STANDARD CUSHION: ADDITIONAL CUSHION OPTIONS:	SPRING DOWN HR FOAM - \$75 PREMIER DOWN - \$75	SPRING DOWN HR FOAM - \$150 PREMIER DOWN - \$150	SPRING DOWN HR FOAM - \$150 PREMIER DOWN - \$150	SPRING DOWN HR FOAM - \$150 PREMIER DOWN - \$150	SPRING DOWN HR FOAM - \$150 PREMIER DOWN - \$150	SPRING DOWN HR FOAM - \$225 PREMIER DOWN - \$225
PILLOW TYPE:	941/944/945/946 - BUSTLE 942 SEMI-ATTACHED	941/944/945/946 - BUSTLE 942 SEMI-ATTACHED	941/944/945/946 - BUSTLE 942 SEMI-ATTACHED	941/944/945/946 - BUSTLE 942 SEMI-ATTACHED	941/944/945/946 - BUSTLE 942 SEMI-ATTACHED	941/944/945/946 - BUSTLE 942 SEMI-ATTACHED
STD./OPT. RELEASE:	N/A	POWER BUTTON - STANDARD	POWER BUTTON - STANDARD	N/A	N/A	POWER BUTTON - STANDARD
POWER RECL. OPT.(PG 9):  POWER UPCHARGES INCLUDE ALL MOTORIZED SEATS PER SKU	N/A	BB: POWER BUTTON WITH BATTERY PACK: \$300 UPCHARGE  LUMBAR OPT - \$150	BB: POWER BUTTON WITH BATTERY PACK: \$300 UPCHARGE  LUMBAR OPT - \$150	N/A	N/A	BB: POWER BUTTON WITH BATTERY PACK: \$300 UPCHARGE  LUMBAR OPT - \$150
STANDARD NAIL:	N/A	941/944 - N/A 942/945/946 - NAT #9	941/944 - N/A 942/945/946 - NAT #9	941/944 - N/A 942/945/946 - NAT #9	941/944 - N/A 942/945/946 - NAT #9	941/944 - N/A 942/945/946 - NAT #9
NO NAIL OPTION:	STANDARD	941/944 - STANDARD 942/945/946 - AVAIL	941/944 - STANDARD 942/945/946 - AVAIL	941/944 - STANDARD 942/945/946 - AVAIL	941/944 - STANDARD 942/945/946 - AVAIL	941/944 - STANDARD 942/945/946 - AVAIL
OVERALL DIMENSIONS:	SEE SCHEMATIC ON PAGE 81 - 82 FOR DIMENSIONS PER STYLE	SEE SCHEMATIC ON PAGE 81 - 82 FOR DIMENSIONS PER STYLE	SEE SCHEMATIC ON PAGE 81 - 82 FOR DIMENSIONS PER STYLE	SEE SCHEMATIC ON PAGE 81 - 82 FOR DIMENSIONS PER STYLE	SEE SCHEMATIC ON PAGE 81 - 82 FOR DIMENSIONS PER STYLE	SEE SCHEMATIC ON PAGE 81 - 82 FOR DIMENSIONS PER STYLE
WEDGEWALL SPACE: SEAT HEIGHT: SEAT DEPTH: SEAT WIDTH: ARM HEIGHT: SEAT TO BACK HEIGHT: DIST FRM WALL TO RECLINE: CHAIR IN FULL RECLINE: WEIGHT: 54 " PLAIN COM YDG.	21 21 22  19.5  121 5	21 21 44 24.5 19.5 2.5 65 183 11	21 21 44 24.5 19.5 2.5 65 183 11	21 21 44 24.5 19.5 2.5 65 207 11	21 21 44 24.5 19.5 2.5 65 207 11	21 21 66 24.5 19.5 2.5 65 292 15 1/2
CUBES:	44.2	90.2	90.2	90.2	90.2	129.3
FABRIC GRADE I / COM	1889	4619	4619	3629	3629	5639
FABRIC GRADE II	2009	4889	4889	3779	3779	5909
FABRIC GRADE III / COL	2159	5159	5159	3899	3899	6179
FABRIC GRADE IV	2309	5429	5429	4049	4049	6449
FABRIC GRADE V	2459	5699	5699	4289	4289	6719
FABRIC GRADE VI	2579	5969	5969	4439	4439	6989
COLLAGE PRICING - DESIGN YOUR OWN	COLLAGE: \$2459	COLLAGE: \$5939	COLLAGE: \$5939			COLLAGE: \$6929
MARRIED COVER						
LEATHER - GRADE 1	2579	6659	6659	5789	5789	8009
LEATHER - GRADE 2	2729	6989	6989	5939	5939	8339
LEATHER - GRADE 3	3059	7679	7679	6269	6269	9029
LEATHER - GRADE 4	3419	8339	8339	6599	6599	9719

ITEM NUMBER:	941/942/944/945/946 <b>-62</b>	941/942/944/945/946 <b>-66</b>	941/942/944/945/946 <b>-68</b>	941/942/944/945/946 <b>-70</b>	941/942/944/945/946 <b>-75</b>	941/942/944/945/946 <b>-90</b>
DESCRIPTION:	LOEWY/PAULEY/ DIXON/CHERIE/ REVINGTON CITY SCALE RAF MOTION SOFA W/POWER HEADREST RECLINER AT ARM	LOEWY/PAULEY/ DIXON/CHERIE/ REVINGTON CITY SCALE STATIONARY CORNER WEDGE	LOEWY/PAULEY/ DIXON/CHERIE/ REVINGTON CITY SCALE STATIONARY WEDGE	LOEWY/PAULEY/ DIXON/CHERIE/ REVINGTON CITY SCALE MOTION LOVESEAT W/POWER HEADRESTS RECLINER AT ARMS	LOEWY/PAULEY/ DIXON/CHERRIE/ REVINGTON STATIONARY LOVESEAT	LOEWY/PAULEY/ DIXON/CHERIE/ REVINGTON CITY SCALE MOTION SOFA WITH POWER HEADRESTS RECLINER AT ARMS
PROGRAM:	LUXURY MOTION	LUXURY MOTION	LUXURY MOTION	LUXURY MOTION	LUXURY MOTION	LUXURY MOTION
STANDARD FINISH:	MH-MAHOGANY	MH-MAHOGANY	MH-MAHOGANY	MH-MAHOGANY	MH-MAHOGANY	MH-MAHOGANY
SEE PG 3 FOR A COMPLETE LIST OF AVAIL FINISHES	OPTIONAL FINISHES AVAIL AT NO UPCHARGE	OPTIONAL FINISHES AVAIL AT NO UPCHARGE	OPTIONAL FINISHES AVAIL AT NO UPCHARGE	OPTIONAL FINISHES AVAIL AT NO UPCHARGE	OPTIONAL FINISHES AVAIL AT NO UPCHARGE	OPTIONAL FINISHES AVAIL AT NO UPCHARGE
STANDARD CUSHION:	SPRING DOWN HR FOAM - \$225	SPRING DOWN HR FOAM - \$150	SPRING DOWN HR FOAM - \$150	SPRING DOWN HR FOAM - \$150	SPRING DOWN HR FOAM - \$150	SPRING DOWN HR FOAM - \$225
ADDITIONAL CUSHION OPTIONS:	PREMIER DOWN - \$225	PREMIER DOWN - \$150	PREMIER DOWN - \$150	PREMIER DOWN - \$150	PREMIER DOWN - \$150	PREMIER DOWN - \$225
PILLOW TYPE:	941/944/945/946 - BUSTLE 942 SEMI-ATTACHED	941/944/945/946 - BUSTLE 942 SEMI-ATTACHED	941/944/945/946 - BUSTLE 942 SEMI-ATTACHED	941/944/945/946 - BUSTLE 942 SEMI-ATTACHED	941/944/945/946 - BUSTLE 942 SEMI-ATTACHED	941/944/945/946 - BUSTLE 942 SEMI-ATTACHED
STANDARD RELEASE:	POWER BUTTON - STANDARD	N/A	N/A	POWER BUTTON - STANDARD	N/A	POWER BUTTON - STANDARD
POWER RECLINE OPTIONS: (SEE PAGE 9)	BB: POWER BUTTON WITH BATTERY PACK: \$300 UPCHARGE	N/A	N/A	BB: POWER BUTTON WITH BATTERY PACK: \$600 UPCHARGE	N/A	BB: POWER BUTTON WITH BATTERY PACK: \$600 UPCHARGE
POWER UPCHARGES INCLUDE ALL MOTORIZED SEATS PER SKU	LUMBAR OPT - \$150			LUMBAR OPT - \$300		LUMBAR OPT - \$300
STANDARD NAIL:	941/944 - N/A 942/945/946 - NAT #9	N/A	N/A	941/944 - N/A 942/945/946 - NAT #9	941/944 - N/A 942/945/946 - NAT #9	941/944 - N/A 942/945/946 - NAT #9
NO NAIL OPTION:	941/944 - STANDARD 942/945/946 - AVAIL	STANDARD	STANDARD	941/944 - STANDARD 942/945/946 - AVAIL	941/944 - STANDARD 942/945/946 - AVAIL	941/944 - STANDARD 942/945/946 - AVAIL
OVERALL DIMENSIONS:	SEE SCHEMATIC ON PAGE 81 - 82 FOR DIMENSIONS PER STYLE	SEE SCHEMATIC ON PAGE 81 - 82 FOR DIMENSIONS PER STYLE	SEE SCHEMATIC ON PAGE 81 - 82 FOR DIMENSIONS PER STYLE	SEE SCHEMATIC ON PAGE 81 - 82 FOR DIMENSIONS PER STYLE	SEE SCHEMATIC ON PAGE 81 - 82 FOR DIMENSIONS PER STYLE	SEE SCHEMATIC ON PAGE 81 - 82 FOR DIMENSIONS PER STYLE
WEDGEWALL SPACE:						
SEAT HEIGHT:	21	21	21	21	21	21
SEAT DEPTH:	21	21	21	21	21	21
SEAT WIDTH:	66	21	42	44	44	66
ARM HEIGHT:	24.5			24.5	24.5	24.5
SEAT TO BACK HEIGHT:	19.5	19.5	19.5	19.5	19.5	19.5
DIST FRM WALL TO RECLNE:	2.5			2.5	2.5	2.5
CHAIR IN FULL RECLINE:	65			65	65	65
WEIGHT:	292	131	144	208	207	280
54 " PLAIN COM YDG.	15 1/2	8 3/4	9	12 3/4	11 1/2	17 1/4
CUBES:	129.3	129.3	129.3	90.2	90.2	129.3
FABRIC GRADE I / COM	5639	2399	2729	6809	5279	7139
FABRIC GRADE II	5909	2549	2879	7079	5549	7439
FABRIC GRADE III / COL	6179	2669	2999	7379	5819	7709
FABRIC GRADE IV	6449	2819	3149	7649	6089	7979
FABRIC GRADE V	6719	2939	3299	7919	6359	8249
FABRIC GRADE VI	6989	3059	3419	8159	6599	8519
COLLAGE PRICING - DESIGN YOUR OWN	COLLAGE: \$6929	COLLAGE: \$2789	COLLAGE: \$3119	COLLAGE: \$7919		COLLAGE: \$8249
MARRIED COVER						
LEATHER - GRADE 1	8009	3419	3749	9539	8249	9869
LEATHER - GRADE 2	8339	3629	3959	10049	8579	10379
LEATHER - GRADE 3	9029	4019	4379	11039	9239	11399
LEATHER - GRADE 4	9719	4439	4769	12089	9899	12419



ITEM NUMBER:	941/942/944/945/946 <b>-95</b> LOEWY/PAULEY/ DIXON/CHERRIE/ REINGTON	960/962/964/ 966/968/969 <b>-0T</b> IMAGINE/DISCOVERY/ CADENCE/SANTORI/ NICOLETTA/RAVEN	960/962/964/ 966/968/969 <b>-07</b> IMAGINE/DISCOVERY/ CADENCE/SANTORI/ NICOLETTA/RAVEN	960/962/964/ 966/968/969 <b>-09</b> IMAGINE/DISCOVERY/ CADENCE/SANTORI/ NICOLETTA/RAVEN	960/962/964/ 966/968/969 <b>-17</b> IMAGINE/DISCOVERY/ CADENCE/SANTORI/ NICOLETTA/RAVEN	960/962/964/ 966/968/969 <b>-18</b> IMAGINE/DISCOVERY/ CADENCE/SANTORI/ NICOLETTA/RAVEN
DESCRIPTION:	STATIONARY SOFA	OTTOMAN	STRAIGHT CONSOLE W/ BACK AMD STORAGE	CONSOLE W/ DUAL CUP HOLDERS	LAF RECLINER WITH POWER HEADREST	RAF RECLINER WITH POWER HEADREST
PROGRAM:	LUXURY MOTION	LUXURY MOTION	LUXURY MOTION	LUXURY MOTION	LUXURY MOTION	LUXURY MOTION
STANDARD FINISH:	MH-MAHOGANY	MH-MAHOGANY	N/A	N/A	MH-MAHOGANY	MH-MAHOGANY
SEE PG 3 FOR A COMPLETE LIST OF AVAIL FINISHES	OPTIONAL FINISHES AVAIL AT NO UPCHARGE	OPTIONAL FINISHES AVAIL AT NO UPCHARGE	N/A	N/A	OPTIONAL FINISHES AVAIL AT NO UPCHARGE	OPTIONAL FINISHES AVAIL AT NO UPCHARGE
STANDARD CUSHION:	SPRING DOWN	N/A	N/A	N/A	SPRING DOWN	SPRING DOWN
ADDITIONAL CUSHION OPTIONS:	HR FOAM - \$225 PREMIER DOWN - \$225				HR FOAM - \$75 PREMIER DOWN - \$75	HR FOAM - \$75 PREMIER DOWN - \$75
PILLOW TYPE:	941/944/945/946 - BUSTLE 942 SEMI-ATTACHED	N/A	N/A	N/A	960-TIGHT BUSTLE 962/964 - BUSTLE 966/968/969 SEMI-ATCH	960-TIGHT BUSTLE 962/964 - BUSTLE 966/968/969 SEMI-ATCH
STANDARD RELEASE:	N/A	N/A	N/A	N/A	POWER BUTTON IS STANDARD RELEASE	POWER BUTTON IS STANDARD RELEASE
POWER RECLINE OPTIONS: (SEE PAGE 9)	N/A	N/A	N/A	N/A	BB: POWER BUTTON WITH BATTERY PACK: \$300 UPCHARGE	BB: POWER BUTTON WITH BATTERY PACK: \$300 UPCHARGE
POWER UPCHARGES INCLUDE ALL MOTORIZED SEATS PER SKU					LUMBAR OPT - \$150	LUMBAR OPT - \$150
STANDARD NAIL:	941/944 - N/A 942/945/946 - NAT #9	960-#54 NATURAL 962/966/968/969 - #9 NAT 964 - NO NAIL	N/A	N/A	960-#54 NATURAL 962/966/968/969 - #9 NAT 964 - NO NAIL	960-#54 NATURAL 962/966/968/969 - #9 NAT 964 - NO NAIL
NO NAIL OPTION:	941/944 - STANDARD 942/945/946 - AVAIL	960/962/966/968/969- AVAILABLE 964 - STANDARD	STANDARD	STANDARD	960/962/966/968/969- AVAILABLE 964 - STANDARD	960/962/966/968/969- AVAILABLE 964 - STANDARD
OVERALL DIMENSIONS:	SEE SCHEMATIC ON PAGE 81 - 82 FOR DIMENSIONS PER STYLE	SEE SCHEMATIC ON PAGE 78 - 79 FOR DIMENSIONS PER STYLE	SEE SCHEMATIC ON PAGE 78 - 79 FOR DIMENSIONS PER STYLE	SEE SCHEMATIC ON PAGE 78 - 79 FOR DIMENSIONS PER STYLE	SEE SCHEMATIC ON PAGE 78 - 79 FOR DIMENSIONS PER STYLE	SEE SCHEMATIC ON PAGE 78 - 79 FOR DIMENSIONS PER STYLE
WEDGEWALL SPACE:						
SEAT HEIGHT:	21				21	21
SEAT DEPTH:	21				21.5	21.5
SEAT WIDTH:	66				24	24
ARM HEIGHT:	24.5				25	25
SEAT TO BACK HEIGHT:	19.5				21.5	21.5
DIST FRM WALL TO RECLNE:					2.5	2.5
CHAIR IN FULL RECLINE:					67	67
WEIGHT:	270	38	60	50	140	140
54" PLAIN COM YDG.	15	3 1/4	4	4	9	9
CUBES:	120.34	17.1	44.2	44.22	49.57	49.57
FABRIC GRADE I / COM	5609	1109	1979	1079	3509	3509
FABRIC GRADE II	5879	1199	2099	1229	3659	3659
FABRIC GRADE III / COL	6149	1289	2189	1319	3779	3779
FABRIC GRADE IV	6419	1409	2279	1409	3929	3929
FABRIC GRADE V	6689	1499	2399	1529	4049	4049
FABRIC GRADE VI	6929	1589	2489	1619	4169	4169
COLLAGE PRICING - DESIGN YOUR OWN				COLLAGE: \$1229	COLLAGE: \$3569	COLLAGE: \$3569
MARRIED COVER						
LEATHER - GRADE 1	8579	1439	2309	1439	4859	4859
LEATHER - GRADE 2	8909	1529	2429	1559	5039	5039
LEATHER - GRADE 3	9569	1739	2609	1739	5399	5399
LEATHER - GRADE 4	10229	1919	2819	1949	5729	5729

ITEM NUMBER:	960/962/964/ 966/968/969 <b>-25</b>	960/962/964/ 966/968/969 <b>-33</b>	960/962/964/ 966/968/969 <b>-35</b>	960/962/964/ 966/968/969 <b>-38</b>	960/962/964/ 966/968/969 <b>-55</b>	960/962/964/ 966/968/969 <b>-56</b>
DESCRIPTION:	IMAGINE/DISCOVERY/ CADENCE/SANTORI/ NICOLETTA/RAVEN STATIONARY CHAIR	IMAGINE/DISCOVERY/ CADENCE/SANTORI/ NICOLETTA/RAVEN ARMLESS RECLINER	IMAGINE/DISCOVERY/ CADENCE/SANTORI/ NICOLETTA/RAVEN MOTION RECLINER WITH POWER HEADREST	IMAGINE/DISCOVERY/ CADENCE/SANTORI/ NICOLETTA/RAVEN ARMLESS CHAIR	IMAGINE/DISCOVERY/ CADENCE/SANTORI/ NICOLETTA/RAVEN LAF LOVESEAT WITH POWER HEADREST	IMAGINE/DISCOVERY/ CADENCE/SANTORI/ NICOLETTA/RAVEN RAF LOVESEAT WITH POWER HEADREST
PROGRAM:	LUXURY MOTION	LUXURY MOTION	LUXURY MOTION	LUXURY MOTION	LUXURY MOTION	LUXURY MOTION
			BYX (SEE PG 72 -74)			
STANDARD FINISH:	MH-MAHOGANY	N/A	MH-MAHOGANY	MH-MAHOGANY	MH-MAHOGANY	MH-MAHOGANY
SEE PG 3 FOR A COMPLETE LIST OF AVAIL FINISHES	OPTIONAL FINISHES AVAIL AT NO UPCHARGE	N/A	OPTIONAL FINISHES AVAIL AT NO UPCHARGE	OPTIONAL FINISHES AVAIL AT NO UPCHARGE	OPTIONAL FINISHES AVAIL AT NO UPCHARGE	OPTIONAL FINISHES AVAIL AT NO UPCHARGE
STANDARD CUSHION: ADDITIONAL CUSHION OPTIONS:	SPRING DOWN HR FOAM - \$75 PREMIER DOWN - \$75	SPRING DOWN HR FOAM - \$75 PREMIER DOWN - \$75	SPRING DOWN HR FOAM - \$75 PREMIER DOWN - \$75	SPRING DOWN HR FOAM - \$75 PREMIER DOWN - \$75	SPRING DOWN HR FOAM - \$150 PREMIER DOWN - \$150	SPRING DOWN HR FOAM - \$150 PREMIER DOWN - \$150
PILLOW TYPE:	960-TIGHT BUSTLE 962/964 - BUSTLE 966/968/969 SEMI-ATCH	960-TIGHT BUSTLE 962/964 - BUSTLE 966/968/969 SEMI-ATCH	960-TIGHT BUSTLE 962/964 - BUSTLE 966/968/969 SEMI-ATCH	960-TIGHT BUSTLE 962/964 - BUSTLE 966/968/969 SEMI-ATCH	960-TIGHT BUSTLE 962/964 - BUSTLE 966/968/969 SEMI-ATCH	960-TIGHT BUSTLE 962/964 - BUSTLE 966/968/969 SEMI-ATCH
STANDARD RELEASE:	N/A	POWER BUTTON IS STANDARD RELEASE	POWER BUTTON IS STANDARD RELEASE	N/A	POWER BUTTON IS STANDARD RELEASE	POWER BUTTON IS STANDARD RELEASE
POWER RECLINE OPTIONS: (SEE PAGE 9)	N/A	BB: POWER BUTTON WITH BATTERY PACK: \$300 UPCHARGE	BB: POWER BUTTON WITH BATTERY PACK: \$300 UPCHARGE	N/A	BB: POWER BUTTON WITH BATTERY PACK: \$300 UPCHARGE	BB: POWER BUTTON WITH BATTERY PACK: \$300 UPCHARGE
POWER UPCHARGES INCLUDE ALL MOTORIZED SEATS PER SKU			LUMBAR OPT - \$150		LUMBAR OPT - \$150	LUMBAR OPT - \$150
STANDARD NAIL:	960-#54 NATURAL 962/966/968/969 - #9 NAT 964 - NO NAIL	NO NAIL	960-#54 NATURAL 962/966/968/969 - #9 NAT 964 - NO NAIL	NO NAIL	960-#54 NATURAL 962/966/968/969 - #9 NAT 964 - NO NAIL	960-#54 NATURAL 962/966/968/969 - #9 NAT 964 - NO NAIL
NO NAIL OPTION:	960/962/966/968/969- AVAILABLE 964 - STANDARD	STANDARD	960/962/966/968/969- AVAILABLE 964 - STANDARD	STANDARD	960/962/966/968/969- AVAILABLE 964 - STANDARD	960/962/966/968/969- AVAILABLE 964 - STANDARD
OVERALL DIMENSIONS:	SEE SCHEMATIC ON PAGE 78 - 79 FOR DIMENSIONS PER STYLE	SEE SCHEMATIC ON PAGE 78 - 79 FOR DIMENSIONS PER STYLE	SEE SCHEMATIC ON PAGE 78 - 79 FOR DIMENSIONS PER STYLE	SEE SCHEMATIC ON PAGE 78 - 79 FOR DIMENSIONS PER STYLE	SEE SCHEMATIC ON PAGE 78 - 79 FOR DIMENSIONS PER STYLE	SEE SCHEMATIC ON PAGE 78 - 79 FOR DIMENSIONS PER STYLE
WEDGEWALL SPACE:						
SEAT HEIGHT:	21	21	21	21	21	21
SEAT DEPTH:	22	22	22	22	22	22
SEAT WIDTH:	24	24	24	24	48	48
ARM HEIGHT:	25	25	25	25	25	25
SEAT TO BACK HEIGHT:	21	21	21	21	21	21
DIST FRM WALL TO RECLINE:		3	3		3	3
CHAIR IN FULL RECLINE:		64.5	64.5		64.5	64.5
WEIGHT:	137	100	150	68	200	200
54" PLAIN COM YDG.	8 3/4	5 3/4	10 3/4	4 1/2	16 3/4	16 3/4
CUBES:	49.57	49.57	49.57	44.22	90.23	90.23
FABRIC GRADE I / COM	3149	3149	3839	2039	4919	4919
FABRIC GRADE II	3269	3329	3989	2249	5189	5189
FABRIC GRADE III / COL	3419	3449	4109	2399	5489	5489
FABRIC GRADE IV	3539	3599	4289	2549	5759	5759
FABRIC GRADE V	3689	3719	4409	2699	6029	6029
FABRIC GRADE VI	3809	3839	4529	2849	6269	6269
COLLAGE PRICING - DESIGN YOUR OWN		COLLAGE: \$3059	COLLAGE: \$4379	COLLAGE: \$2579	COLLAGE: \$6269	COLLAGE: \$6269
MARRIED COVER			MARRIED COVER AVAILABLE. PRICING GRID ON PG 69 - 71			
LEATHER - GRADE 1	4619	3839	5189	2849	6959	6959
LEATHER - GRADE 2	4799	4079	5459	2999	7289	7289
LEATHER - GRADE 3	5129	4589	5939	3389	7979	7979
LEATHER - GRADE 4	5459	5039	6419	3749	8669	8669

ITEM NUMBER:	960/962/964/ 966/968/969 <b>-57</b> IMAGINE/DISCOVERY/ CADENCE/SANTORI/ NICOLETTA/RAVEN	960/962/964/ 966/968/969 <b>-58</b> IMAGINE/DISCOVERY/ CADENCE/SANTORI/ NICOLETTA/RAVEN	960/962/964/ 966/968/969 <b>-61</b> IMAGINE/DISCOVERY/ CADENCE/SANTORI/ NICOLETTA/RAVEN	960/962/964/ 966/968/969 <b>-62</b> IMAGINE/DISCOVERY/ CADENCE/SANTORI/ NICOLETTA/RAVEN	960/962/964/ 966/968/969 <b>-66</b> IMAGINE/DISCOVERY/ CADENCE/SANTORI/ NICOLETTA/RAVEN	960/962/964/ 966/968/969 <b>-68</b> IMAGINE/DISCOVERY/ CADENCE/SANTORI/ NICOLETTA/RAVEN
DESCRIPTION:	STATIONARY LAF LOVESEAT	STATIONARY RAF LOVESEAT	LAF SOFA WITH POWER HEADREST	RAF SOFA WITH POWER HEADREST	TRUE CORNER	CORNER WEDGE
PROGRAM:	LUXURY MOTION	LUXURY MOTION	LUXURY MOTION	LUXURY MOTION	LUXURY MOTION	LUXURY MOTION
STANDARD FINISH:	MH-MAHOAGANY	MH-MAHOAGANY	MH-MAHOAGANY	MH-MAHOAGANY	MH-MAHOAGANY	MH-MAHOAGANY
SEE PG 3 FOR A COMPLETE LIST OF AVAIL FINISHES	OPTIONAL FINISHES AVAIL AT NO UPCHARGE	OPTIONAL FINISHES AVAIL AT NO UPCHARGE	OPTIONAL FINISHES AVAIL AT NO UPCHARGE	OPTIONAL FINISHES AVAIL AT NO UPCHARGE	OPTIONAL FINISHES AVAIL AT NO UPCHARGE	OPTIONAL FINISHES AVAIL AT NO UPCHARGE
STANDARD CUSHION: ADDITIONAL CUSHION OPTIONS:	SPRING DOWN HR FOAM - \$150 PREMIER DOWN - \$150	SPRING DOWN HR FOAM - \$150 PREMIER DOWN - \$150	SPRING DOWN HR FOAM - \$225 PREMIER DOWN - \$225	SPRING DOWN HR FOAM - \$225 PREMIER DOWN - \$225	SPRING DOWN HR FOAM - \$150 PREMIER DOWN - \$150	SPRING DOWN HR FOAM - \$150 PREMIER DOWN - \$150
PILLOW TYPE:	960-TIGHT BUSTLE 962/964 - BUSTLE 966/968/969 SEMI-ATCH	960-TIGHT BUSTLE 962/964 - BUSTLE 966/968/969 SEMI-ATCH	960-TIGHT BUSTLE 962/964 - BUSTLE 966/968/969 SEMI-ATCH	960-TIGHT BUSTLE 962/964 - BUSTLE 966/968/969 SEMI-ATCH	960-TIGHT BUSTLE 962/964 - BUSTLE 966/968/969 SEMI-ATCH	960-TIGHT BUSTLE 962/964 - BUSTLE 966/968/969 SEMI-ATCH
STD./OPT. RELEASE:	N/A	N/A	POWER BUTTON IS STANDARD RELEASE	POWER BUTTON IS STANDARD RELEASE	N/A	N/A
POWER RECLINE OPTIONS: (SEE PAGE 9)	N/A	N/A	BB: POWER BUTTON WITH BATTERY PACK: \$300 UPCHARGE  LUMBAR OPT - \$150	BB: POWER BUTTON WITH BATTERY PACK: \$300 UPCHARGE  LUMBAR OPT - \$150	N/A	N/A
STANDARD NAIL:	960-#54 NATURAL 962/966/968/969 - #9 NAT 964 - NO NAIL	960-#54 NATURAL 962/966/968/969 - #9 NAT 964 - NO NAIL	960-#54 NATURAL 962/966/968/969 - #9 NAT 964 - NO NAIL	960-#54 NATURAL 962/966/968/969 - #9 NAT 964 - NO NAIL	N/A	N/A
NO NAIL OPTION:	960/962/966/968/969- AVAILABLE 964 - STANDARD	960/962/966/968/969- AVAILABLE 964 - STANDARD	960/962/966/968/969- AVAILABLE 964 - STANDARD	960/962/966/968/969- AVAILABLE 964 - STANDARD	STANDARD	STANDARD
OVERALL DIMENSIONS:	SEE SCHEMATIC ON PAGE 78 - 79 FOR DIMENSIONS PER STYLE	SEE SCHEMATIC ON PAGE 78 - 79 FOR DIMENSIONS PER STYLE	SEE SCHEMATIC ON PAGE 78 - 79 FOR DIMENSIONS PER STYLE	SEE SCHEMATIC ON PAGE 78 - 79 FOR DIMENSIONS PER STYLE	SEE SCHEMATIC ON PAGE 78 - 79 FOR DIMENSIONS PER STYLE	SEE SCHEMATIC ON PAGE 78 - 79 FOR DIMENSIONS PER STYLE
WEDGEWALL SPACE:						
SEAT HEIGHT:	21	21	21	21	21	21
SEAT DEPTH:	22	22	22	22	22	22
SEAT WIDTH:	48	48	72	72	43	43
ARM HEIGHT:	25	25	25	25		
SEAT TO BACK HEIGHT:	21	21	21	21	21	21
DIST FRM WALL TO RECLNE:			3	3		
CHAIR IN FULL RECLINE:			64.5	64.5		
WEIGHT:	207	207	225	225	125	135
54 " PLAIN COM YDG.	10 1/2	10 1/2	19 1/2	19 1/2	9	9
CUBES:	90.23	90.23	90.23	90.23	44.2	90.2
FABRIC GRADE I / COM	3959	3959	5939	5939	2549	2879
FABRIC GRADE II	4109	4109	6209	6209	2699	3029
FABRIC GRADE III / COL	4229	4229	6509	6509	2819	3149
FABRIC GRADE IV	4379	4379	6779	6779	2969	3329
FABRIC GRADE V	4499	4499	7049	7049	3089	3449
FABRIC GRADE VI	4619	4619	7289	7289	3239	3569
COLLAGE PRICING: DESIGN YOUR OWN			COLLAGE: \$7259	COLLAGE: \$7259	COLLAGE: \$2969	COLLAGE: \$3299
SPECIAL PROGRAM OPTIONS/ MARRIED COVERS:						
LEATHER - GRADE 1	6119	6119	8309	8309	3569	3929
LEATHER - GRADE 2	6269	6269	8669	8669	3779	4109
LEATHER - GRADE 3	6599	6599	9329	9329	4169	4529
LEATHER - GRADE 4	6929	6929	10019	10019	4589	4919

ITEM NUMBER:	960/962/964/ 966/968/969 -70	960/962/964/ 966/968/969 -75	960/962/964/ 966/968/969 -90	960/962/964/ 966/968/969 -95	1006-OT	1006
DESCRIPTION:	IMAGINE/DISCOVERY/ CADENCE/SANTORI/ NICOLETTA/RAVEN MOTION LOVESEAT WITH POWER HEADRESTS	IMAGINE/DISCOVERY/ CADENCE/SANTORI/ NICOLETTA/RAVEN STATIONARY LOVESEAT	IMAGINE/DISCOVERY/ CADENCE/SANTORI/ NICOLETTA/RAVEN MOTION SOFA WITH POWER HEADRESTS	IMAGINE/DISCOVERY/ CADENCE/SANTORI/ NICOLETTA/RAVEN STATIONARY SOFA	JETSON  OTTOMAN	JETSON  TILT BACK 8-WAY HAND TIE
PROGRAM:	LUXURY MOTION	LUXURY MOTION	LUXURY MOTION	LUXURY MOTION	LUXURY TILTS	LUXURY TILTS
			BYX (SEE PG 72 -74)			
STANDARD FINISH:	MH-MAHOAGANY	MH-MAHOAGANY	MH-MAHOAGANY	MH-MAHOAGANY	MH-MAHOAGANY	MH-MAHOAGANY
SEE PG 3 FOR A COMPLETE LIST OF AVAIL FINISHES	OPTIONAL FINISHES AVAIL AT NO UPCHARGE	OPTIONAL FINISHES AVAIL AT NO UPCHARGE	OPTIONAL FINISHES AVAIL AT NO UPCHARGE	OPTIONAL FINISHES AVAIL AT NO UPCHARGE	OPTIONAL FINISHES AVAIL AT NO UPCHARGE	OPTIONAL FINISHES AVAIL AT NO UPCHARGE
STANDARD CUSHION:	SPRING DOWN HR FOAM - \$150	SPRING DOWN HR FOAM - \$150	SPRING DOWN HR FOAM - \$225	SPRING DOWN HR FOAM - \$225	N/A	SPRING DOWN HR FOAM - \$75
ADDITIONAL CUSHION OPTIONS:	PREMIER DOWN - \$150	PREMIER DOWN - \$150	PREMIER DOWN - \$225	PREMIER DOWN - \$225		PREMIER DOWN - \$75
PILLOW TYPE:	960-TIGHT BUSTLE 962/964 - BUSTLE 966/968/969 SEMI-ATCH	960-TIGHT BUSTLE 962/964 - BUSTLE 966/968/969 SEMI-ATCH	960-TIGHT BUSTLE 962/964 - BUSTLE 966/968/969 SEMI-ATCH	960-TIGHT BUSTLE 962/964 - BUSTLE 966/968/969 SEMI-ATCH	N/A	BUSTLE BACK
STANDARD RELEASE	POWER BUTTON IS STANDARD RELEASE	N/A	POWER BUTTON IS STANDARD RELEASE	N/A	N/A	STANDARD WITH POWER BUTTON
POWER RECLINE OPTIONS: (SEE PAGE 9)	BB: POWER BUTTON WITH BATTERY PACK: \$600 UPCHARGE	N/A	BB: POWER BUTTON WITH BATTERY PACK: \$600 UPCHARGE	N/A	N/A	<b>PB: STANDARD</b> BB: POWER BUTTON WITH BATTERY PACK - \$300
POWER UPCHARGES INCLUDE ALL MOTORIZED SEATS PER SKU	LUMBAR OPT - \$300		LUMBAR OPT - \$300			
STANDARD NAIL:	960-#54 NATURAL 962/966/968/969 - #9 NAT 964 - NO NAIL	960-#54 NATURAL 962/966/968/969 - #9 NAT 964 - NO NAIL	960-#54 NATURAL 962/966/968/969 - #9 NAT 964 - NO NAIL	960-#54 NATURAL 962/966/968/969 - #9 NAT 964 - NO NAIL	N/A	N/A
NO NAIL OPTION:	960/962/966/968/969- AVAILABLE 964 - STANDARD	960/962/966/968/969- AVAILABLE 964 - STANDARD	960/962/966/968/969- AVAILABLE 964 - STANDARD	960/962/966/968/969- AVAILABLE 964 - STANDARD	STANDARD	STANDARD
OVERALL DIMENSIONS:	SEE SCHEMATIC ON PAGE 78 - 79 FOR DIMENSIONS PER STYLE	SEE SCHEMATIC ON PAGE 78 - 79 FOR DIMENSIONS PER STYLE	SEE SCHEMATIC ON PAGE 78 - 79 FOR DIMENSIONS PER STYLE	SEE SCHEMATIC ON PAGE 78 - 79 FOR DIMENSIONS PER STYLE	W 23" D 19" H 17 1/2"	W 30 1/2" D 37 1/2" H 39 1/2"
WEDGEWALL SPACE:						
SEAT HEIGHT:	21	21	21	21		20.5
SEAT DEPTH:	22	22	22	22		21
SEAT WIDTH:	48	48	72	72		21.5
ARM HEIGHT:	25	25	25	25		24.5
SEAT TO BACK HEIGHT:	21	21	21	21		19
DIST FRM WALL TO RECLNE:	2.5		2.5			49
CHAIR IN FULL RECLINE:	65.5		65.5			11
WEIGHT:	217	207	300	270	38	136
54 " PLAIN COM YDG.	17 3/4	12 3/4	20 3/4	16 1/2	2 1/2	6 3/4
CUBES:	90.2	90.2	120.3	120.3	11.71	44.22
FABRIC GRADE I / COM	7109	5609	7469	5939	869	2969
FABRIC GRADE II	7409	5879	7739	6209	959	3029
FABRIC GRADE III / COL	7679	6149	8009	6479	1079	3179
FABRIC GRADE IV	7949	6419	8279	6749	1199	3329
FABRIC GRADE V	8219	6689	8579	7019	1289	3479
FABRIC GRADE VI	8489	6929	8819	7259	1379	3599
COLLAGE PRICING - DESIGN YOUR OWN	COLLAGE: \$8249		COLLAGE: \$8579			
MARRIED COVER			MARRIED COVER AVAILABLE. PRICING GRID ON PG 69 - 71			
LEATHER - GRADE 1	9839	8579	10169	8909	1229	3749
LEATHER - GRADE 2	10349	8909	10709	9239	1319	3929
LEATHER - GRADE 3	11369	9569	11729	9899	1529	4289
LEATHER - GRADE 4	12389	10229	12749	10559	1709	4619

ITEM NUMBER:	1007-OT	1007	1009-OT	1009	1012-OT	1012
DESCRIPTION:	HEMSWORTH OTTOMAN	HEMSWORTH TILT BACK 8-WAY HAND TIE	HENLEY OTTOMAN	HENLEY TILT BACK 8-WAY HAND TIE	ABERNATHY OTTOMAN	ABERNATHY TILT BACK 8-WAY HAND TIE
PROGRAM:	LUXURY TILTS	LUXURY TILTS	LUXURY TILTS	LUXURY TILTS	LUXURY TILTS	LUXURY TILTS
STANDARD FINISH:	MH-MAHOGANY	MH-MAHOGANY	MH-MAHOGANY	MH-MAHOGANY	MH-MAHOGANY	MH-MAHOGANY
SEE PG 3 FOR A COMPLETE LIST OF AVAIL FINISHES	OPTIONAL FINISHES AVAIL AT NO UPCHARGE	OPTIONAL FINISHES AVAIL AT NO UPCHARGE	OPTIONAL FINISHES AVAIL AT NO UPCHARGE	OPTIONAL FINISHES AVAIL AT NO UPCHARGE	OPTIONAL FINISHES AVAIL AT NO UPCHARGE	OPTIONAL FINISHES AVAIL AT NO UPCHARGE
STANDARD CUSHION:	N/A	SPRING DOWN	N/A	SPRING DOWN	N/A	SPRING DOWN
ADDITIONAL CUSHION OPTIONS:		HR FOAM - \$75 SPRING DOWN - \$75		HR FOAM - \$75 SPRING DOWN - \$75		HR FOAM - \$75 SPRING DOWN - \$75
PILLOW TYPE:	N/A	BUSTLE BACK	N/A	BUSTLE BACK	N/A	SEMI-ATTACHED
STANDARD RELEASE	N/A	STANDARD WITH POWER BUTTON	N/A	STANDARD WITH POWER BUTTON	N/A	STANDARD WITH POWER BUTTON
POWER RECLINE OPTIONS: (SEE PAGE 9) POWER UPCHARGES INCLUDE ALL MOTORIZED SEATS PER SKU	N/A	<b>PB: STANDARD</b> BB: POWER BUTTON WITH BATTERY PACK - \$300	N/A	<b>PB: STANDARD</b> BB: POWER BUTTON WITH BATTERY PACK - \$300	N/A	<b>PB: STANDARD</b> BB: POWER BUTTON WITH BATTERY PACK - \$300
STANDARD NAIL:	N/A	N/A	NATURAL #9	NATURAL #9	NATURAL #9	NATURAL #9
NO NAIL OPTION:	STANDARD	STANDARD	AVAILABLE	AVAILABLE	AVAILABLE	AVAILABLE
OVERALL DIMENSIONS:	W 25" D 18" H 17 1/2"	W 30 1/2" D 41" H 42"	W 25" D 18" H 17 1/2"	W 29 1/2" D 41" H 41"	W 26" D 19" H 17"	W 34" D 39" H 41 1/2"
WEDGEWALL SPACE:						
SEAT HEIGHT:		20		20.5		20.5
SEAT DEPTH:		20.5		21		21
SEAT WIDTH:		21		21		20
ARM HEIGHT:		25		25.5		25
SEAT TO BACK HEIGHT:		22		20.5		21
DIST FRM WALL TO RECLNE:		12		11.5		12
CHAIR IN FULL RECLINE:		52.5		52.5		51
WEIGHT:	38	141	38	151	38	151
54 " PLAIN COM YDG.	2 3/4	7 1/4	2 1/4	7 1/4	2 1/2	7 3/4
CUBES:	11.71	44.22	11.71	44.22	11.71	44.22
FABRIC GRADE I / COM	1019	3059	1019	2909	1019	3059
FABRIC GRADE II	1169	3239	1169	3029	1169	3239
FABRIC GRADE III / COL	1259	3359	1259	3179	1259	3359
FABRIC GRADE IV	1349	3509	1349	3329	1349	3509
FABRIC GRADE V	1469	3629	1469	3479	1469	3629
FABRIC GRADE VI	1559	3749	1559	3599	1559	3749
COLLAGE PRICING - DESIGN YOUR OWN						
MARRIED COVER						
LEATHER - GRADE 1	1379	3929	1379	3929	1379	4079
LEATHER - GRADE 2	1499	4079	1499	4079	1499	4289
LEATHER - GRADE 3	1679	4439	1679	4439	1679	4619
LEATHER - GRADE 4	1889	4769	1889	4769	1889	4949

ITEM NUMBER:	1514-OT TAYLOR OTTOMAN	1514 TAYLOR TILT BACK 8-WAY HAND TIE	3001-BY BANCROFT 3-WAY LOUNGER	3007 GALLAWAY 3-WAY LOUNGER	3018 CHEYENNE RECLINER	3020 HUSS 3-WAY LOUNGER
DESCRIPTION:						
PROGRAM:	LUXURY TILTS	LUXURY TILTS				BYX (SEE PG 72 -74)
STANDARD FINISH:	MH-MAHOGANY	MH-MAHOGANY	MH-MAHOGANY	MH-MAHOGANY	MH-MAHOGANY	
SEE PG 3 FOR A COMPLETE LIST OF AVAIL FINISHES	OPTIONAL FINISHES AVAIL AT NO UPCHARGE	OPTIONAL FINISHES AVAIL AT NO UPCHARGE	OPTIONAL FINISHES AVAIL AT NO UPCHARGE	OPTIONAL FINISHES AVAIL AT NO UPCHARGE	OPTIONAL FINISHES AVAIL AT NO UPCHARGE	OPTIONAL FINISHES AVAIL AT NO UPCHARGE
STANDARD CUSHION:	N/A	SPRING DOWN	PREMIER DOWN	HR FOAM	SPRING DOWN	HR FOAM
ADDITIONAL CUSHION OPTIONS:		HR FOAM - \$75 PREMIER DOWN - \$75	HR FOAM - \$75 SPRING DOWN - \$75	PREMIER DOWN - \$75 SPRING DOWN - \$75	HR FOAM - \$75 PREMIER DOWN - \$75	PREMIER DOWN - \$75 SPRING DOWN - \$75
PILLOW TYPE:	N/A	BUSTLE BACK	SEMI-ATTACHED	SEMI-ATTACHED	BUSTLE BACK	SEMI-ATTACHED
STD./OPT. RELEASE OR SPECIAL PROGRAM	N/A	STANDARD WITH POWER BUTTON	PUSHBACK	PUSHBACK	PUSH BACK	PUSHBACK
POWER RECLINE OPTIONS: (SEE PAGE 9) POWER UPCHARGES INCLUDE ALL MOTORIZED SEATS PER SKU	N/A	<b>PB: STANDARD</b> BB: POWER BUTTON WITH BATTERY PACK - \$300	PB - POWER BUTTON - \$300; BB - POWER BUTTON WITH BATTERY PACK - \$600	PB - POWER BUTTON - \$300; BB - POWER BUTTON WITH BATTERY PACK - \$600	PB - POWER BUTTON - \$300; BB - POWER BUTTON WITH BATTERY PACK - \$600	PB - POWER BUTTON - \$300; BB - POWER BUTTON WITH BATTERY PACK - \$600
STANDARD NAIL:	NATURAL #9	NATURAL #9	NATURAL #9	N/A	NATURAL #9	NATURAL #9
NO NAIL OPTION:	AVAILABLE	AVAILABLE	AVAILABLE	STANDARD	AVAILABLE	N/A
OVERALL DIMENSIONS:	W 27" D 20" H 17"	W 36 1/2" D 45 1/2" H 40 1/2"	W 37" D 43" H 43"	W 31" D 39 1/2" H 42 1/2"	W 30" D 39" H 43 1/2"	W 36" D 39" H 42"
WEDGEWALL SPACE:						
SEAT HEIGHT:		20.5	21.5	20	21.5	20.5
SEAT DEPTH:		22.5	22.5	20	21.5	21.5
SEAT WIDTH:		22	21.5	20	20	21
ARM HEIGHT:		25	27	26	24.5	25
SEAT TO BACK HEIGHT:		20	21.5	22.5	22	21.5
DIST FRM WALL TO RECLNE:		11.5	17	17.5	16.5	16
CHAIR IN FULL RECLINE:		55.5	70	68.5	68	67
WEIGHT:	38	136	117	117	147	103
54 " PLAIN COM YDG.	2 3/4	8 3/4	9 1/2	8 1/2	7 1/4	8 1/4
CUBES:	11.7	44.2	44.22	44.2	44.2	44.2
FABRIC GRADE I / COM	1019	3479	2729	2579	2759	2519
FABRIC GRADE II	1169	3599	2879	2699	2879	2579
FABRIC GRADE III / COL	1259	3749	2999	2849	3029	2789
FABRIC GRADE IV	1349	3869	3119	2969	3149	2909
FABRIC GRADE V	1469	4019	3299	3119	3269	3059
FABRIC GRADE VI	1559	4139	3419	3269	3419	3179
COLLAGE PRICING - DESIGN YOUR OWN			COLLAGE PRICING : \$300 LESS THAN GRADE OF LEATHER CHOSEN	COLLAGE PRICING : \$300 LESS THAN GRADE OF LEATHER CHOSEN	COLLAGE PRICING : \$300 LESS THAN GRADE OF LEATHER CHOSEN	COLLAGE PRICING : \$300 LESS THAN GRADE OF LEATHER CHOSEN
MARRIED COVER	MARRIED COVER AVAILABLE. PRICING GRID ON PG 69 - 71	MARRIED COVER AVAILABLE. PRICING GRID ON PG 69 - 71	MARRIED COVER AVAILABLE. PRICING GRID ON PG 69 - 71		MARRIED COVER AVAILABLE. PRICING GRID ON PG 69 - 71	MARRIED COVER AVAILABLE. PRICING GRID ON PG 69 - 71
LEATHER - GRADE 1	1379	4799	4079	3599	3809	3569
LEATHER - GRADE 2	1499	4949	4319	3749	3959	3719
LEATHER - GRADE 3	1679	5279	4709	4079	4289	4049
LEATHER - GRADE 4	1889	5609	5099	4439	4619	4409

ITEM NUMBER:	3026	3030	3032	3068	3069	3076
	ATTICUS RECLINER	ALEX RECLINER	ANI RECLINER	MARY RECLINER	HOWE RECLINER	HENLEY 3-WAY LOUNGER
DESCRIPTION:						
PROGRAM:						
STANDARD FINISH:	MH-MAHOGANY	MH-MAHOGANY	MH-MAHOGANY	MH-MAHOGANY	MH-MAHOGANY	MH-MAHOGANY
SEE PG 3 FOR A COMPLETE LIST OF AVAIL FINISHES	OPTIONAL FINISHES AVAIL AT NO UPCHARGE	OPTIONAL FINISHES AVAIL AT NO UPCHARGE	OPTIONAL FINISHES AVAIL AT NO UPCHARGE	OPTIONAL FINISHES AVAIL AT NO UPCHARGE	OPTIONAL FINISHES AVAIL AT NO UPCHARGE	OPTIONAL FINISHES AVAIL AT NO UPCHARGE
STANDARD CUSHION:	SPRING DOWN	SPRING DOWN	SPRING DOWN	SPRING DOWN	SPRING DOWN	HR FOAM
ADDITIONAL CUSHION OPTIONS:	HR FOAM - \$75 PREMIER DOWN - \$75	HR FOAM - \$75 PREMIER DOWN - \$75	HR FOAM - \$75 PREMIER DOWN - \$75	HR FOAM - \$75 PREMIER DOWN - \$75	HR FOAM - \$75 PREMIER DOWN - \$75	PREMIER DOWN - \$75 SPRING DOWN - \$75
PILLOW TYPE:	BUSTLE BACK	SEMI-ATTACHED	SEMI-ATTACHED	BUSTLE BACK	SEMI-ATTACHED	SEMI-ATTACHED
STD./OPT. RELEASE OR SPECIAL PROGRAM OPTIONS:	PUSH BACK	PUSHBACK	PUSHBACK	PUSHBACK	PUSHBACK	PUSHBACK
POWER RECLINE OPTIONS: (SEE PAGE 9) POWER UPCHARGES INCLUDE ALL MOTORIZED SEATS PER SKU	PB: POWER BUTTON - \$300; BB- POWER BUTTON WITH BATTERY PACK - \$600	PB: POWER BUTTON - \$300; BB- POWER BUTTON WITH BATTERY PACK - \$600	PB: POWER BUTTON - \$300; BB- POWER BUTTON WITH BATTERY PACK - \$600	PB: POWER BUTTON - \$300; BB- POWER BUTTON WITH BATTERY PACK - \$600	PB: POWER BUTTON - \$300; BB- POWER BUTTON WITH BATTERY PACK - \$600	PB: POWER BUTTON - \$300; BB- POWER BUTTON WITH BATTERY PACK - \$600
STANDARD NAIL:	N/A	NATURAL #9	N/A	NATURAL #9	NATURAL #9	NATURAL #9
NO NAIL OPTION:	STANDARD	AVAILABLE	STANDARD	AVAILABLE	NOT AVAILABLE	AVAILABLE
OVERALL DIMENSIONS:	W 31" D 38" H 42"	W 32" D 38" H 41"	W 29" D 38" H 41 1/2"	W 34" D 39 1/2" H 42 1/2"	W 28 1/2" D 39" H 40"	W 30" D 40 1/2" H 41"
WEDGEWALL SPACE:						
SEAT HEIGHT:	21.5	20.5	20.5	20.5	20.5	20.5
SEAT DEPTH:	21	20.5	21	20	20	21
SEAT WIDTH:	21.5	20	21	20	21	20.5
ARM HEIGHT:	25	24	25	25.5	25	25.5
SEAT TO BACK HEIGHT:	20.5	20.5	21	22	19.5	20.5
DIST FRM WALL TO RECLNE:	16.5	15.5	15.5	15.5	17	16
CHAIR IN FULL RECLINE:	66.5	66	65	67	69	68
WEIGHT:	137	137	137	126	147	103
54 " PLAIN COM YDG.	7 1/2	7 1/4	7 1/2	8 1/4	8 1/4	8
CUBES:	44.2	44.22	44.22	44.22	44.2	44.2
FABRIC GRADE I / COM	2579	2399	2399	2729	2339	2339
FABRIC GRADE II	2699	2549	2549	2879	2459	2459
FABRIC GRADE III / COL	2849	2669	2669	2999	2579	2609
FABRIC GRADE IV	2969	2819	2819	3149	2699	2729
FABRIC GRADE V	3119	2939	2939	3299	2819	2879
FABRIC GRADE VI	3269	3059	3059	3419	2939	2999
COLLAGE PRICING - DESIGN YOUR OWN	COLLAGE PRICING : \$300 LESS THAN GRADE OF LEATHER CHOSEN	COLLAGE PRICING : \$300 LESS THAN GRADE OF LEATHER CHOSEN	COLLAGE PRICING : \$300 LESS THAN GRADE OF LEATHER CHOSEN	COLLAGE PRICING : \$300 LESS THAN GRADE OF LEATHER CHOSEN	COLLAGE PRICING : \$300 LESS THAN GRADE OF LEATHER CHOSEN	COLLAGE PRICING : \$300 LESS THAN GRADE OF LEATHER CHOSEN
MARRIED COVER	MARRIED COVER AVAILABLE. PRICING GRID ON PG 69 - 71	MARRIED COVER AVAILABLE. PRICING GRID ON PG 69 - 71	MARRIED COVER AVAILABLE. PRICING GRID ON PG 69 - 71	MARRIED COVER AVAILABLE. PRICING GRID ON PG 69 - 71		
LEATHER - GRADE 1	3749	3419	3419	3929	3509	3389
LEATHER - GRADE 2	3929	3599	3599	4079	3659	3539
LEATHER - GRADE 3	4289	3929	3929	4439	3959	3869
LEATHER - GRADE 4	4619	4289	4289	4769	4289	4199

ITEM NUMBER:	3080 CHARLOTTE RECLINER	3084 KARA RECLINER	3146 STRICKLAND 3-WAY LOUNGER WITH POWER HEADREST	3156 THOMAS 3-WAY LOUNGER WITH POWER HEADREST	3216 MAYES 3-WAY LOUNGER	3220/3221/3223/ 3227/3229 WARNER/STERLING/ HANLEY/LAWSON/ RANDLEMAN 3-WAY LOUNGER
DESCRIPTION:						
PROGRAM:						SECT SEAT BY DESN
STANDARD FINISH:	MH-MAHOAGANY	MH-MAHOAGANY	MH-MAHOAGANY	MH-MAHOAGANY	MH-MAHOAGANY	MH-MAHOAGANY
SEE PG 3 FOR A COMPLETE LIST OF AVAIL FINISHES	OPTIONAL FINISHES AVAIL AT NO UPCHARGE	OPTIONAL FINISHES AVAIL AT NO UPCHARGE	OPTIONAL FINISHES AVAIL AT NO UPCHARGE	OPTIONAL FINISHES AVAIL AT NO UPCHARGE	OPTIONAL FINISHES AVAIL AT NO UPCHARGE	OPTIONAL FINISHES AVAIL AT NO UPCHARGE
STANDARD CUSHION:	SPRING DOWN	SPRING DOWN	SPRING DOWN	SPRING DOWN	HR FOAM	SPRING DOWN
ADDITIONAL CUSHION	HR FOAM - \$75	HR FOAM - \$75	HR FOAM - \$75	HR FOAM - \$75	PREMIER DOWN - \$75	HR FOAM - \$75
OPTIONS:	PREMIER DOWN - \$75	PREMIER DOWN - \$75	PREMIER DOWN - \$75	PREMIER DOWN - \$75	SPRING DOWN - \$75	PREMIER DOWN - \$75
PILLOW TYPE:	SEMI-ATTACHED	SEMI-ATTACHED	BUSTLE BACK	BUSTLE BACK	SEMI-ATTACHED	LOOSE PILLOW
STD./OPT. RELEASE OR SPECIAL PROGRAM OPTIONS:	PUSHBACK	PUSHBACK	STANDARD WITH POWER BUTTON	STANDARD WITH POWER BUTTON	PUSHBACK	Choice of Turned or Tapered Leg; Choice of Welt or Double-Needle seam treatment PUSHBACK
POWER RECLINE OPTIONS: (SEE PAGE 9) POWER UPCHARGES INCLUDE ALL MOTORIZED SEATS PER SKU	PB - POWER BUTTON - \$300; BB - POWER BUTTON WITH BATTERY PACK - \$600	PB - POWER BUTTON - \$300; BB - POWER BUTTON WITH BATTERY PACK - \$600	<b>PB: STANDARD</b> BB: POWER BUTTON WITH BATTERY PACK - \$300	<b>PB: STANDARD</b> BB: POWER BUTTON WITH BATTERY PACK - \$300	PB - POWER BUTTON - \$300; BB - POWER BUTTON WITH BATTERY PACK - \$600	PB - POWER BUTTON - \$300; BB - POWER BUTTON WITH BATTERY PACK - \$600
STANDARD NAIL:	N/A	N/A	N/A	N/A	NATURAL #9	NATURAL #9
NO NAIL OPTION:	STANDARD	STANDARD	STANDARD	STANDARD	N/A	AVAILABLE
OVERALL DIMENSIONS:	W 28" D 38 1/2" H 40"	W 32" D 38 1/2" H 41 1/2"	W 29" D 40 1/2" H 42	W 30" D 38 1/2" H 42"	W 30 1/2" D 39" H 42"	W 36" D 39" H 40 1/2"
WEDGEWALL SPACE:						
SEAT HEIGHT:	20.5	20.5	21.5	20.5	19	20.5
SEAT DEPTH:	21	20.5	20.5	20.5	20.5	20.5
SEAT WIDTH:	19.5	20.5	21	21	20.5	21
ARM HEIGHT:	24.5	25.5	25	25	25.5	24.5
SEAT TO BACK HEIGHT:	19.5	21	20.5	21.5	23.5	22
DIST FRM WALL TO RECLNE:	14.5	15	15	16	16.5	15.5
CHAIR IN FULL RECLINE:	64.5	66	67	67	66	66
WEIGHT:	147	137	146	146	117	134
54 " PLAIN COM YDG.	6 1/2	6 3/4	9 3/4	7 3/4	8 3/4	8
CUBES:	44.2	44.22	44.2	44.2	44.2	44.2
FABRIC GRADE I / COM	1799	2129	3149	2819	2609	2789
FABRIC GRADE II	1949	2309	3329	2969	2729	2909
FABRIC GRADE III / COL	2069	2429	3449	3089	2879	3029
FABRIC GRADE IV	2249	2579	3599	3269	2999	3179
FABRIC GRADE V	2369	2699	3719	3389	3119	3329
FABRIC GRADE VI	2489	2819	3839	3509	3299	3479
COLLAGE PRICING - DESIGN YOUR OWN	COLLAGE PRICING: \$300 LESS THAN GRADE OF LEATHER CHOSEN	COLLAGE PRICING: \$300 LESS THAN GRADE OF LEATHER CHOSEN	COLLAGE PRICING: \$300 LESS THAN GRADE OF LEATHER CHOSEN	COLLAGE PRICING: \$300 LESS THAN GRADE OF LEATHER CHOSEN	COLLAGE PRICING: \$300 LESS THAN GRADE OF LEATHER CHOSEN	COLLAGE PRICING: \$300 LESS THAN GRADE OF LEATHER CHOSEN
MARRIED COVER			MARRIED COVER AVAILABLE. PRICING GRID ON PG 69 - 71	MARRIED COVER AVAILABLE. PRICING GRID ON PG 69 - 71		
LEATHER - GRADE 1	2819	3149	3839	3839	3689	3809
LEATHER - GRADE 2	2999	3359	4019	4019	3839	3959
LEATHER - GRADE 3	3359	3689	4379	4379	4169	4319
LEATHER - GRADE 4	3689	4019	4709	4709	4529	4649



ITEM NUMBER:	3257	3322	3410	3511	3513	3547
DESCRIPTION:	SACHEL 3-WAY LOUNGER	ROSWELL 3-WAY LOUNGER	LANCASTER 3-WAY LOUNGER	MAJESTY 3-WAY LOUNGER	WEISS RECLINER	TIMBER 3-WAY LOUNGER
PROGRAM:						
STANDARD FINISH:	MH-MAHOGANY	MH-MAHOGANY	MH-MAHOGANY	MH-MAHOGANY	MH-MAHOGANY	MH-MAHOGANY
SEE PG 3 FOR A COMPLETE LIST OF AVAIL FINISHES	OPTIONAL FINISHES AVAIL AT NO UPCHARGE	OPTIONAL FINISHES AVAIL AT NO UPCHARGE	OPTIONAL FINISHES AVAIL AT NO UPCHARGE	OPTIONAL FINISHES AVAIL AT NO UPCHARGE	OPTIONAL FINISHES AVAIL AT NO UPCHARGE	OPTIONAL FINISHES AVAIL AT NO UPCHARGE
STANDARD CUSHION: ADDITIONAL CUSHION OPTIONS:	HR FOAM PREMIER DOWN - \$75 SPRING DOWN - \$75	HR FOAM PREMIER DOWN - \$75 SPRING DOWN - \$75	SPRING DOWN HR FOAM - \$75 PREMIER DOWN - \$75	SPRING DOWN HR FOAM - \$75 PREMIER DOWN - \$75	SPRING DOWN HR FOAM - \$75 PREMIER DOWN - \$75	SPRING DOWN HR FOAM - \$75 PREMIER DOWN - \$75
PILLOW TYPE:	BUSTLE BACK	BUSTLE BACK	BUSTLE BACK	BUSTLE BACK	SEMI-ATTACHED	SEMI-ATTACHED
STD./OPT. RELEASE OR SPECIAL PROGRAM OPTIONS:	PUSHBACK	PUSHBACK	PUSHBACK	PUSHBACK	PUSHBACK	PUSHBACK
POWER RECLINE OPTIONS: (SEE PAGE 9)  POWER UPCHARGES INCLUDE ALL MOTORIZED SEATS PER SKU	PB - POWER BUTTON - \$300; BB - POWER BUTTON WITH BATTERY PACK - \$600	PB - POWER BUTTON - \$300; BB - POWER BUTTON WITH BATTERY PACK - \$600	PB - POWER BUTTON - \$300; BB - POWER BUTTON WITH BATTERY PACK - \$600	PB - POWER BUTTON - \$300; BB - POWER BUTTON WITH BATTERY PACK - \$600	PB - POWER BUTTON - \$300; BB - POWER BUTTON WITH BATTERY PACK - \$600	PB - POWER BUTTON - \$300; BB - POWER BUTTON WITH BATTERY PACK - \$600
STANDARD NAIL:	NATURAL #9	N/A	NATURAL #9	NATURAL #9	N/A	N/A
NO NAIL OPTION:	AVAILABLE	STANDARD	AVAILABLE	AVAILABLE	STANDARD	STANDARD
OVERALL DIMENSIONS:	W 35" D 37" H 40 1/2"	W 34" D 40" H 42"	W 32" D 40" H 42"	W 34" D 41.5" H 43"	W 30" D 40" H 41"	W 30" D 38" H 41.5"
WEDGEWALL SPACE:						
SEAT HEIGHT:	20.5	20.5	20.5	21.5	21	20.5
SEAT DEPTH:	20	22	20	20.5	21.5	19
SEAT WIDTH:	22	21	21.5	22.5	21	21
ARM HEIGHT:	25	26.75	24.5	26	25	24.5
SEAT TO BACK HEIGHT:	20	21.5	21.5	21.5	20	21
DIST FRM WALL TO RECLINE:	16	16.5	16.5	16	15	14
CHAIR IN FULL RECLINE:	64	67.5	67.5	69	66	64.5
WEIGHT:	117	117	114	117	136	137
54 " PLAIN COM YDG.	8 1/2	7 1/4	7 3/4	9	7 1/4	7 1/2
CUBES:	44.2	44.2	44.2	44.2	44.2	44.2
FABRIC GRADE I / COM	2489	2279	2399	2909	2399	2579
FABRIC GRADE II	2639	2369	2549	3029	2549	2699
FABRIC GRADE III / COL	2759	2459	2669	3149	2669	2819
FABRIC GRADE IV	2909	2579	2789	3329	2819	2969
FABRIC GRADE V	3029	2669	2939	3449	2939	3089
FABRIC GRADE VI	3149	2759	3059	3599	3059	3269
COLLAGE PRICING - DESIGN YOUR OWN	COLLAGE PRICING : \$300 LESS THAN GRADE OF LEATHER CHOSEN	COLLAGE PRICING : \$300 LESS THAN GRADE OF LEATHER CHOSEN	COLLAGE PRICING : \$300 LESS THAN GRADE OF LEATHER CHOSEN	COLLAGE PRICING : \$300 LESS THAN GRADE OF LEATHER CHOSEN	COLLAGE PRICING : \$300 LESS THAN GRADE OF LEATHER CHOSEN	COLLAGE PRICING : \$300 LESS THAN GRADE OF LEATHER CHOSEN
MARRIED COVER		MARRIED COVER AVAILABLE. PRICING GRID ON PG 69 - 71	MARRIED COVER AVAILABLE. PRICING GRID ON PG 69 - 71		MARRIED COVER AVAILABLE. PRICING GRID ON PG 69 - 71	MARRIED COVER AVAILABLE. PRICING GRID ON PG 69 - 71
LEATHER - GRADE 1	3689	3509	3569	3509	3419	3509
LEATHER - GRADE 2	3839	3689	3719	3689	3599	3689
LEATHER - GRADE 3	4169	4019	4049	4019	3929	4019
LEATHER - GRADE 4	4529	4379	4409	4379	4289	4379

ITEM NUMBER:	3604	3611	3638	4001	4003	4009
DESCRIPTION:	RAYLEN RECLINER	ROE RECLINER	REINSMAN RECLINER	COLESON RECLINER	BRODERICK 3-WAY LOUNGER	SCHAUMBURG HIGH LEG LOUNGER
PROGRAM:						
STANDARD FINISH:	MH-MAHOAGANY	MH-MAHOAGANY	MH-MAHOAGANY	MH-MAHOAGANY	MH-MAHOAGANY	MH-MAHOAGANY
SEE PG 3 FOR A COMPLETE LIST OF AVAIL FINISHES	OPTIONAL FINISHES AVAIL AT NO UPCHARGE	OPTIONAL FINISHES AVAIL AT NO UPCHARGE	OPTIONAL FINISHES AVAIL AT NO UPCHARGE	OPTIONAL FINISHES AVAIL AT NO UPCHARGE	OPTIONAL FINISHES AVAIL AT NO UPCHARGE	OPTIONAL FINISHES AVAIL AT NO UPCHARGE
STANDARD CUSHION:	SPRING DOWN	SPRING DOWN	SPRING DOWN	SPRING DOWN	HR FOAM	HR FOAM
ADDITIONAL CUSHION OPTIONS:	HR FOAM - \$75 PREMIER DOWN - \$75	HR FOAM - \$75 PREMIER DOWN - \$75	HR FOAM - \$75 PREMIER DOWN - \$75	HR FOAM - \$75 PREMIER DOWN - \$75	PREMIER DOWN - \$75 SPRING DOWN - \$75	PREMIER DOWN - \$75 SPRING DOWN - \$75
PILLOW TYPE:	SEMI-ATTACHED	SEMI-ATTACHED	SEMI-ATTACHED	BUSTLE BACK	SEMI-ATTACHED	SEMI-ATTACHED
RELEASE OPTIONS:	PUSHBACK Choice of Turned or Tapered Leg	PUSHBACK	PUSHBACK	PUSHBACK	PUSHBACK	PUSHBACK
POWER RECLINE OPTIONS: (SEE PAGE 9) POWER UPCHARGES INCLUDE ALL MOTORIZED SEATS PER SKU	PB - POWER BUTTON - \$300; BB - POWER BUTTON WITH BATTERY PACK - \$600	PB - POWER BUTTON - \$300; BB - POWER BUTTON WITH BATTERY PACK - \$600	PB - POWER BUTTON - \$300; BB - POWER BUTTON WITH BATTERY PACK - \$600	PB - POWER BUTTON - \$300; BB - POWER BUTTON WITH BATTERY PACK - \$600	PB - POWER BUTTON - \$300; BB - POWER BUTTON WITH BATTERY PACK - \$600	PB - POWER BUTTON - \$300; BB - POWER BUTTON WITH BATTERY PACK - \$600
STANDARD NAIL:	NATURAL #9	NATURAL #9	NATURAL #9	NATURAL #9	NATURAL #9	N/A
NO NAIL OPTION:	AVAILABLE	AVAILABLE	AVAILABLE	AVAILABLE	AVAILABLE	STANDARD
OVERALL DIMENSIONS:	W 34" D 38 1/2" H 41 1/2"	W 34" D 39" H 41 1/2"	W 36" D 40" H 44"	W 33 1/2" D 42" H 45"	W 33" D 39 1/2" H 41 1/2"	W 29" D 39 1/2" H 40 1/2"
WEDGEWALL SPACE:						
SEAT HEIGHT:	21	20.5	20.5	21.5	21	21
SEAT DEPTH:	20.5	21	21	22	21	20
SEAT WIDTH:	20	20.5	21.5	22.5	20.5	21
ARM HEIGHT:	24.5	25	24.5	26.5	25	26
SEAT TO BACK HEIGHT:	20.5	21	23.5	23.5	20.5	19.5
DIST FRM WALL TO RECLNE:	15.5	16	16.5	17	15.5	16
CHAIR IN FULL RECLINE:	66	66.5	68	70.5	67	66
WEIGHT:	117	146	137	137	121	103
54 " PLAIN COM YDG.	7 1/4	7 3/4	8 1/2	8 3/4	8	7 1/2
CUBES:	44.22	44.2	44.2	44.2	44.2	44.2
FABRIC GRADE I / COM	2489	2759	2489	2819	2699	2039
FABRIC GRADE II	2639	2879	2639	2969	2819	2219
FABRIC GRADE III / COL	2759	3029	2759	3089	2969	2339
FABRIC GRADE IV	2909	3149	2909	3269	3089	2459
FABRIC GRADE V	3029	3269	3029	3389	3269	2609
FABRIC GRADE VI	3149	3419	3149	3509	3389	2729
COLLAGE PRICING - DESIGN YOUR OWN	COLLAGE PRICING: \$300 LESS THAN GRADE OF LEATHER CHOSEN	COLLAGE PRICING: \$300 LESS THAN GRADE OF LEATHER CHOSEN	COLLAGE PRICING: \$300 LESS THAN GRADE OF LEATHER CHOSEN	COLLAGE PRICING: \$300 LESS THAN GRADE OF LEATHER CHOSEN	COLLAGE PRICING: \$300 LESS THAN GRADE OF LEATHER CHOSEN	COLLAGE PRICING: \$300 LESS THAN GRADE OF LEATHER CHOSEN
MARRIED COVER	MARRIED COVER AVAILABLE. PRICING GRID ON PG 69 - 71	MARRIED COVER AVAILABLE. PRICING GRID ON PG 69 - 71		MARRIED COVER AVAILABLE. PRICING GRID ON PG 69 - 71	MARRIED COVER AVAILABLE. PRICING GRID ON PG 69 - 71	
LEATHER - GRADE 1	3509	4139	3839	4169	3599	3569
LEATHER - GRADE 2	3689	4289	4019	4379	3749	3719
LEATHER - GRADE 3	4019	4619	4379	4709	4079	4049
LEATHER - GRADE 4	4379	4949	4709	5039	4439	4409

ITEM NUMBER:	4027	4035	4040	4043	4068	4102
DESCRIPTION:	PANTHER RECLINER	RORY RECLINER	MILLER RECLINER	WALSH RECLINER	WILLAM RECLINER	PEYSON RECLINER WITH POWER HEADREST
PROGRAM:					BYX (SEE PG 72-74)	
STANDARD FINISH:	MH-MAHOAGANY	MH-MAHOAGANY	MH-MAHOAGANY	MH-MAHOAGANY	MH-MAHOAGANY	MH-MAHOAGANY
SEE PG 3 FOR A COMPLETE LIST OF AVAIL FINISHES	OPTIONAL FINISHES AVAIL AT NO UPCHARGE	OPTIONAL FINISHES AVAIL AT NO UPCHARGE	OPTIONAL FINISHES AVAIL AT NO UPCHARGE	OPTIONAL FINISHES AVAIL AT NO UPCHARGE	OPTIONAL FINISHES AVAIL AT NO UPCHARGE	OPTIONAL FINISHES AVAIL AT NO UPCHARGE
STANDARD CUSHION:	SPRING DOWN	SPRING DOWN	SPRING DOWN	SPRING DOWN	SPRING DOWN	SPRING DOWN
ADDITIONAL CUSHION OPTIONS:	HR FOAM - \$75 PREMIER DOWN - \$75	HR FOAM - \$75 PREMIER DOWN - \$75	HR FOAM - \$75 PREMIER DOWN - \$75	HR FOAM - \$75 PREMIER DOWN - \$75	HR FOAM - \$75 PREMIER DOWN - \$75	HR FOAM - \$75 PREMIER DOWN - \$75
PILLOW TYPE:	BUSTLE BACK	TIGHT BACK	BUSTLE BACK	BUSTLE BACK	BUSTLE BACK	BUSTLE BACK
SPECIAL OPTIONS:						
RELEASE OPTIONS:	PUSHBACK	PUSHBACK	PUSHBACK	PUSHBACK	PUSHBACK	STANDARD WITH POWER BUTTON
POWER RECLINE OPTIONS: (SEE PAGE 9)	PB: POWER BUTTON - \$300; BB- POWER	PB: POWER BUTTON - \$300; BB- POWER	PB: POWER BUTTON - \$300; BB- POWER	PB: POWER BUTTON - \$300; BB- POWER	PB: POWER BUTTON - \$300; BB- POWER	<b>PB: STANDARD</b>
POWER UPCHARGES INCLUDE ALL MOTORIZED SEATS PER SKU	BUTTON WITH BATTERY PACK - \$600	BUTTON WITH BATTERY PACK - \$600	BUTTON WITH BATTERY PACK - \$600	BUTTON WITH BATTERY PACK - \$600	BUTTON WITH BATTERY PACK - \$600	BB: POWER BUTTON WITH BATTERY PACK - \$300
STANDARD NAIL:	N/A	N/A	NATURAL #9	N/A	NATURAL #9	N/A
NO NAIL OPTION:	STANDARD	STANDARD	AVAILABLE	STANDARD	AVAILABLE	STANDARD
OVERALL DIMENSIONS:	W 28 1/2" D 38" H 42"	W 31 1/2" D 37 1/2" H 43"	W 33 1/2" D 39 1/2" H 43"	W 34" D 43" H 45"	W 37" D 44" H 44 1/2"	W 28 1/2" D 41" H 43"
WEDGEWALL SPACE:						
SEAT HEIGHT:	20.5	21	21.5	21	21	21
SEAT DEPTH:	20	22	20.5	22.5	22	21.5
SEAT WIDTH:	20.5	20.5	20.5	22	23.5	21.5
ARM HEIGHT:	25.5	25	26.5	25	25.5	25.5
SEAT TO BACK HEIGHT:	21.5	22	21.5	24	23.5	22
DIST FRM WALL TO RECLNE:	17	18	16.5	18	16.5	16.5
CHAIR IN FULL RECLINE:	67	67	69.5	73	72	68.5
WEIGHT:	137	136	137	137	137	137
54 " PLAIN COM YDG.	7 1/4	6 1/2	8	8 1/4	9	7 1/2
CUBES:	44.22	44.22	44.2	44.2	44.22	44.2
FABRIC GRADE I / COM	2399	2579	2819	2819	2909	3149
FABRIC GRADE II	2549	2699	2969	2969	3029	3329
FABRIC GRADE III / COL	2669	2849	3089	3089	3179	3449
FABRIC GRADE IV	2819	2969	3269	3269	3329	3599
FABRIC GRADE V	2939	3119	3389	3389	3479	3719
FABRIC GRADE VI	3059	3269	3509	3509	3599	3839
COLLAGE PRICING - DESIGN YOUR OWN	COLLAGE PRICING: \$300 LESS THAN GRADE OF LEATHER CHOSEN	COLLAGE PRICING: \$300 LESS THAN GRADE OF LEATHER CHOSEN	COLLAGE PRICING: \$300 LESS THAN GRADE OF LEATHER CHOSEN	COLLAGE PRICING: \$300 LESS THAN GRADE OF LEATHER CHOSEN	COLLAGE PRICING: \$300 LESS THAN GRADE OF LEATHER CHOSEN	COLLAGE PRICING: \$300 LESS THAN GRADE OF LEATHER CHOSEN
MARRIED COVERS	MARRIED COVER AVAILABLE. PRICING GRID ON PG 69 - 71	MARRIED COVER AVAILABLE. PRICING GRID ON PG 69 - 71	MARRIED COVER AVAILABLE. PRICING GRID ON PG 69 - 71	MARRIED COVER AVAILABLE. PRICING GRID ON PG 69 - 71	MARRIED COVER AVAILABLE. PRICING GRID ON PG 69 - 71	MARRIED COVER AVAILABLE. PRICING GRID ON PG 69 - 71
LEATHER - GRADE 1	3599	3599	3839	3839	4289	4169
LEATHER - GRADE 2	3749	3749	4019	4019	4439	4379
LEATHER - GRADE 3	4079	4079	4379	4379	4769	4709
LEATHER - GRADE 4	4439	4439	4709	4709	5099	5039

ITEM NUMBER:	4104	4114	4115	4128	4130-BY	4275
DESCRIPTION:	ALTA HIGH LEG LOUNGER	CHIPPENDALE RECLINING WING CHAIR	MAXWELL BALL & CLAW RECLINING WING	PRESIDENTIAL RECLINING WING CHAIR	PRESIDENTIAL RECLINING WING CHAIR	VICTORIA HIGH LEG LOUNGER
PROGRAM:	BYX (SEE PG 72 -74)	BYX (SEE PG 72 -74)				
STANDARD FINISH:	MH-MAHOGANY	MH-MAHOGANY	MH-MAHOGANY	MH-MAHOGANY	MH-MAHOGANY	MH-MAHOGANY
SEE PG 3 FOR A COMPLETE LIST OF AVAIL FINISHES	OPTIONAL FINISHES AVAIL AT NO UPCHARGE	OPTIONAL FINISHES AVAIL AT NO UPCHARGE	OPTIONAL FINISHES AVAIL AT NO UPCHARGE	OPTIONAL FINISHES AVAIL AT NO UPCHARGE	OPTIONAL FINISHES AVAIL AT NO UPCHARGE	OPTIONAL FINISHES AVAIL AT NO UPCHARGE
STANDARD CUSHION: ADDITIONAL CUSHION OPTIONS:	PREMIER DOWN HR FOAM - \$75 SPRING DOWN - \$75	HR FOAM PREMIER DOWN - \$75 SPRING DOWN - \$75	HR FOAM PREMIER DOWN - \$75 SPRING DOWN - \$75	PREMIER DOWN HR FOAM - \$75 SPRING DOWN - \$75	PREMIER DOWN HR FOAM - \$75 SPRING DOWN - \$75	HR FOAM PREMIER DOWN - \$75 SPRING DOWN - \$75
PILLOW TYPE:	SEMI-ATTACHED	SEMI-ATTACHED	SEMI-ATTACHED	SEMI-ATTACHED	SEMI-ATTACHED	TUFTED
SPECIAL OPTIONS						
RELEASE OPTIONS:	PUSHBACK	PUSHBACK	PUSHBACK	PUSHBACK	PUSHBACK	PUSHBACK
POWER RECLINE OPTIONS: (SEE PAGE 9) POWER UPCHARGES INCLUDE ALL MOTORIZED SEATS PER SKU	PB - POWER BUTTON - \$300; BB - POWER BUTTON WITH BATTERY PACK - \$600	PB - POWER BUTTON - \$300; BB - POWER BUTTON WITH BATTERY PACK - \$600	PB - POWER BUTTON - \$300; BB - POWER BUTTON WITH BATTERY PACK - \$600	PB - POWER BUTTON - \$300; BB - POWER BUTTON WITH BATTERY PACK - \$600	PB - POWER BUTTON - \$300; BB - POWER BUTTON WITH BATTERY PACK - \$600	PB - POWER BUTTON - \$300; BB - POWER BUTTON WITH BATTERY PACK - \$600
STANDARD NAIL:	NATURAL #9	FR NAT #9	FR NAT #9	FR NAT #9	FR NAT #9	FR NAT #9
NO NAIL OPTION:	AVAILABLE	AVAILABLE	AVAILABLE	AVAILABLE	AVAILABLE	AVAILABLE
OVERALL DIMENSIONS:	W 36 1/2" D 40" H 46"	W 33" D 36 1/4" H 43"	W 33" D 36 1/4" H 43"	W 33" D 36 1/4" H 43"	W 33" D 36 1/4" H 43"	W 34 1/2" D 39 1/2" H 44"
WEDGEWALL SPACE:						
SEAT HEIGHT:	22	21.5	21.5	21.5	21.5	20.25
SEAT DEPTH:	20	18	18	18	18	20.25
SEAT WIDTH:	22	22	22	22	22	22
ARM HEIGHT:	26	25.5	25.5	25.5	25.5	25.75
SEAT TO BACK HEIGHT:	24	22	22	22	22	23.5
DIST FRM WALL TO RECLNE:	18	18	18	18	18	14
CHAIR IN FULL RECLINE:	69	66.5	66.5	66.5	66.5	67.5
WEIGHT:	114	110	110	116	108	127
54 " PLAIN COM YDG.	8 3/4	8 1/2	8 1/2	8 1/2	8 1/2	10
CUBES:	44.2	44.2	44.2	44.2	44.2	44.2
FABRIC GRADE I / COM	2819	2429	2489	2699	2759	2579
FABRIC GRADE II	2939	2579	2639	2819	2909	2699
FABRIC GRADE III / COL	3059	2699	2759	2969	3029	2819
FABRIC GRADE IV	3239	2819	2909	3089	3149	2969
FABRIC GRADE V	3359	2969	3029	3269	3329	3089
FABRIC GRADE VI	3509	3089	3149	3389	3449	3269
COLLAGE PRICING - DESIGN YOUR OWN	COLLAGE PRICING : \$300 LESS THAN GRADE OF LEATHER CHOSEN	COLLAGE PRICING : \$300 LESS THAN GRADE OF LEATHER CHOSEN	COLLAGE PRICING : \$300 LESS THAN GRADE OF LEATHER CHOSEN	COLLAGE PRICING : \$300 LESS THAN GRADE OF LEATHER CHOSEN	COLLAGE PRICING : \$300 LESS THAN GRADE OF LEATHER CHOSEN	COLLAGE PRICING : \$300 LESS THAN GRADE OF LEATHER CHOSEN
MARRIED COVERS	MARRIED COVER AVAILABLE. PRICING GRID ON PG 69 - 71	MARRIED COVER AVAILABLE. PRICING GRID ON PG 69 - 71	MARRIED COVER AVAILABLE. PRICING GRID ON PG 69 - 71	MARRIED COVER AVAILABLE. PRICING GRID ON PG 69 - 71	MARRIED COVER AVAILABLE. PRICING GRID ON PG 69 - 71	MARRIED COVER AVAILABLE. PRICING GRID ON PG 69 - 71
LEATHER - GRADE 1	3929	3839	3929	4109	4169	4019
LEATHER - GRADE 2	4079	4019	4079	4319	4379	4259
LEATHER - GRADE 3	4439	4379	4439	4649	4709	4649
LEATHER - GRADE 4	5189	4709	4769	4979	5039	5039

ITEM NUMBER:	4508-BY	4510	4866	5005	5007	7026
DESCRIPTION:	YORBA HIGH LEG LOUNGER	CAROLINE RECLINER	RICHARDSON HIGH LEG LOUNGER	HOBSON 3-WAY LOUNGER	HASKINS 3-WAY LOUNGER	ATTICUS WALL-HUGGER RECLINER
PROGRAM:				BYX (SEE PG 72 -74)	BYX (SEE PG 72 -74)	
STANDARD FINISH:	MH-MAHOAGANY	MH-MAHOAGANY	MH-MAHOAGANY	MH-MAHOAGANY	MH-MAHOAGANY	N/A
SEE PG 3 FOR A COMPLETE LIST OF AVAIL FINISHES	OPTIONAL FINISHES AVAIL AT NO UPCHARGE	OPTIONAL FINISHES AVAIL AT NO UPCHARGE	OPTIONAL FINISHES AVAIL AT NO UPCHARGE	OPTIONAL FINISHES AVAIL AT NO UPCHARGE	OPTIONAL FINISHES AVAIL AT NO UPCHARGE	N/A
STANDARD CUSHION:	PREMIER DOWN	SPRING DOWN	HR FOAM	HR FOAM	HR FOAM	SPRING DOWN
ADDITIONAL CUSHION	HR FOAM - \$75	HR FOAM - \$75	PREMIER DOWN - \$75	PREMIER DOWN - \$75	PREMIER DOWN - \$75	HR FOAM - \$75
OPTIONS:	SPRING DOWN - \$75	PREMIER DOWN - \$75	SPRING DOWN - \$75	SPRING DOWN - \$75	SPRING DOWN - \$75	PREMIER DOWN - \$75
PILLOW TYPE:	SEMI-ATTACHED	SEMI-ATTACHED	SEMI-ATTACHED	SEMI-ATTACHED	SEMI-ATTACHED	BUSTLE BACK
SPECIAL OPTIONS						UPCHARGE TO SWIVEL GLIDER - \$150
RELEASE OPTIONS:	PUSHBACK	PUSHBACK	PUSHBACK	PUSHBACK	PUSHBACK	O-OUTSIDE I-INSIDE
POWER RECLINE OPTIONS: (SEE PAGE 9) POWER UPCHARGES INCLUDE ALL MOTORIZED SEATS PER SKU	PB - POWER BUTTON - \$300; BB - POWER BUTTON WITH BATTERY PACK - \$600	PB - POWER BUTTON - \$300; BB - POWER BUTTON WITH BATTERY PACK - \$600	PB - POWER BUTTON - \$300; BB - POWER BUTTON WITH BATTERY PACK - \$600	PB - POWER BUTTON - \$300; BB - POWER BUTTON WITH BATTERY PACK - \$600	PB - POWER BUTTON - \$300; BB - POWER BUTTON WITH BATTERY PACK - \$600	PB - POWER BUTTON - \$300; BB - POWER BUTTON WITH BATTERY PACK - \$600
STANDARD NAIL:	N/A	NATURAL #9	NATURAL #9	NATURAL #9	N/A	N/A
NO NAIL OPTION:	STANDARD	AVAILABLE	AVAILABLE	AVAILABLE	STANDARD	STANDARD
OVERALL DIMENSIONS:	W 29 1/2" D 39 1/2" H 41"	W 28 1/2" D 40" H 42"	W 36 1/2" D 43" H 41"	W 34 D 39 1/2" H 40"	W 33 1/2" D 39" H 41"	W 31" D 39" H 42"
WEDGEWALL SPACE:						
SEAT HEIGHT:	21.5	20.5	21	20.5	20	21.5
SEAT DEPTH:	20	21	20.5	21.5	21	21
SEAT WIDTH:	20	21	21	20	19.5	21.5
ARM HEIGHT:	25	25	27.5	25	25.5	25
SEAT TO BACK HEIGHT:	19.5	21.5	20	19.5	21	20.5
DIST FRM WALL TO RECLNE:	15.5	16.5	15	15	16	12.5
CHAIR IN FULL RECLINE:	67	68.5	68.5	65.5	66	66.5
WEIGHT:	117	146	124	117	127	146
54 " PLAIN COM YDG.	8 1/2	7 1/4	9	7 1/2	7 1/2	7 3/4
CUBES:	44.2	44.2	44.2	44.2	44.2	44.2
FABRIC GRADE I / COM	2369	2489	2639	2429	2279	2579
FABRIC GRADE II	2489	2609	2759	2579	2399	2729
FABRIC GRADE III / COL	2609	2759	2909	2699	2549	2849
FABRIC GRADE IV	2759	2879	3029	2819	2669	2969
FABRIC GRADE V	2879	3029	3149	2969	2789	3119
FABRIC GRADE VI	3029	3149	3329	3089	2939	3239
COLLAGE PRICING - DESIGN YOUR OWN	COLLAGE PRICING: \$300 LESS THAN GRADE OF LEATHER CHOSEN	COLLAGE PRICING: \$300 LESS THAN GRADE OF LEATHER CHOSEN	COLLAGE PRICING: \$300 LESS THAN GRADE OF LEATHER CHOSEN	COLLAGE PRICING: \$300 LESS THAN GRADE OF LEATHER CHOSEN	COLLAGE PRICING: \$300 LESS THAN GRADE OF LEATHER CHOSEN	COLLAGE PRICING: \$300 LESS THAN GRADE OF LEATHER CHOSEN
MARRIED COVERS	MARRIED COVER AVAILABLE. PRICING GRID ON PG 69 - 71	MARRIED COVER AVAILABLE. PRICING GRID ON PG 69 - 71	MARRIED COVER AVAILABLE. PRICING GRID ON PG 69 - 71	MARRIED COVER AVAILABLE. PRICING GRID ON PG 69 - 71	MARRIED COVER AVAILABLE. PRICING GRID ON PG 69 - 71	MARRIED COVER AVAILABLE. PRICING GRID ON PG 69 - 71
LEATHER - GRADE 1	3779	3809	3989	3149	3149	3809
LEATHER - GRADE 2	3959	3959	4139	3359	3359	3959
LEATHER - GRADE 3	4319	4289	4499	3689	3689	4289
LEATHER - GRADE 4	4649	4619	4829	4019	4019	4619

ITEM NUMBER:	7032	7055	7076	7084	7101	7107
DESCRIPTION:	ANI WALL-HUGGER RECLINER	BARNES WALL-HUGGER RECLINER	HENLEY WALL-HUGGER RECLINER	KARA WALLHUGGER RECLINER	NORMAN WALL-HUGGER RECLINER WITH POWER HEADREST	GALLWAY WALL-HUGGER RECLINER WITH POWER HEADREST
PROGRAM:						
STANDARD FINISH:	N/A	N/A	N/A	N/A	N/A	N/A
SEE PG 3 FOR A COMPLETE LIST OF AVAIL FINISHES	N/A	N/A	N/A	N/A	N/A	N/A
STANDARD CUSHION:	SPRING DOWN	SPRING DOWN	HR FOAM	SPRING DOWN	SPRING DOWN	SPRING DOWN
ADDITIONAL CUSHION	HR FOAM - \$75	HR FOAM - \$75	PREMIER DOWN - \$75	HR FOAM - \$75	HR FOAM - \$75	HR FOAM - \$75
OPTIONS:	PREMIER DOWN - \$75	PREMIER DOWN - \$75	SPRING DOWN - \$75	PREMIER DOWN - \$75	PREMIER DOWN - \$75	PREMIER DOWN - \$75
PILLOW TYPE:	SEMI-ATTACHED	SEMI-ATTACHED	SEMI ATTACHED	SEMI-ATTACHED	BUSTLE BACK	BUSTLE BACK
SPECIAL OPTIONS	UPCHARGE TO SWIVEL GLIDER - \$150	UPCHARGE TO SWIVEL GLIDER - \$150	UPCHARGE TO SWIVEL GLIDER - \$150	UPCHARGE TO SWIVEL GLIDER - \$150	UPCHARGE TO SWIVEL GLIDER - \$150	UPCHARGE TO SWIVEL GLIDER - \$150
STANDARD RELEASE:	O - OUTSIDE I - INSIDE HANDLE	O-OUTSIDE I-INSIDE HANDLE	O-OUTSIDE I-INSIDE HANDLE	O-OUTSIDE I-INSIDE HANDLE	STANDARD WITH POWER BUTTON	STANDARD WITH POWER BUTTON
POWER RECLINE OPTIONS: (SEE PAGE 9)	PB: POWER BUTTON - \$300; BB- POWER BUTTON WITH BATTERY PACK - \$600	PB: POWER BUTTON - \$300; BB- POWER BUTTON WITH BATTERY PACK - \$600	PB: POWER BUTTON - \$300; BB- POWER BUTTON WITH BATTERY PACK - \$600	PB: POWER BUTTON - \$300; BB- POWER BUTTON WITH BATTERY PACK - \$600	<b>PB: STANDARD</b> BB: POWER BUTTON WITH BATTERY PACK - \$300	<b>PB: STANDARD</b> BB: POWER BUTTON WITH BATTERY PACK - \$300
POWER UPCHARGES INCLUDE ALL MOTORIZED SEATS PER SKU						
STANDARD NAIL:	N/A	N/A	NATURAL #9	N/A	NATURAL #9	N/A
NO NAIL OPTION:	STANDARD	STANDARD	AVAILABLE	STANDARD	NOT AVAILABLE	STANDARD
OVERALL DIMENSIONS:	W 29" D 38 1/2" H 41"	W 32" D 40 1/2" H 42"	W 30" D 40" H 40 1/2"	W 33" D 40" H 41 1/2"	W 30" D 39 1/2" H 41"	W 31 1/2" D 39 1/2" H 42"
WEDGEWALL SPACE:						
SEAT HEIGHT:	20.5	21	21	21	21.5	21
SEAT DEPTH:	21	20	20.5	20.5	21.5	21
SEAT WIDTH:	21.5	21	20.5	21	21	20
ARM HEIGHT:	25	25.5	25.5	26	25	25
SEAT TO BACK HEIGHT:	20.5	21	19.5	20.5	19.5	21
DIST FRM WALL TO RECLNE:	4; SG: 11.5"	4; SG: 12"	4; SG: 12"	4; SG: 11.5"	4; SG: 11	12
CHAIR IN FULL RECLINE:	65.5	67	66.5	66.5	65	67
WEIGHT:	152	130	130	152	157	147
54 " PLAIN COM YDG.	7 3/4	7 3/4	8 1/4	7 1/4	8 1/4	8 1/2
CUBES:	44.22	44.2	44.2	44.2	44.2	44.22
FABRIC GRADE I / COM	2579	2579	2489	2489	3359	3419
FABRIC GRADE II	2699	2699	2639	2639	3479	3569
FABRIC GRADE III / COL	2849	2849	2759	2759	3629	3689
FABRIC GRADE IV	2969	2969	2909	2909	3749	3839
FABRIC GRADE V	3119	3119	3029	3029	3899	3959
FABRIC GRADE VI	3269	3269	3149	3149	4019	4079
COLLAGE PRICING - DESIGN YOUR OWN	COLLAGE PRICING: \$300 LESS THAN GRADE OF LEATHER CHOSEN	COLLAGE PRICING: \$300 LESS THAN GRADE OF LEATHER CHOSEN	COLLAGE PRICING: \$300 LESS THAN GRADE OF LEATHER CHOSEN	COLLAGE PRICING: \$300 LESS THAN GRADE OF LEATHER CHOSEN	COLLAGE PRICING: \$300 LESS THAN GRADE OF LEATHER CHOSEN	COLLAGE PRICING: \$300 LESS THAN GRADE OF LEATHER CHOSEN
MARRIED COVERS	MARRIED COVER AVAILABLE. PRICING GRID ON PG 69 - 71				MARRIED COVER AVAILABLE. PRICING GRID ON PG 69 - 71	
LEATHER - GRADE 1	3599	3599	3569	3509	4379	4439
LEATHER - GRADE 2	3749	3749	3719	3689	4529	4619
LEATHER - GRADE 3	4079	4079	4049	4019	4859	4949
LEATHER - GRADE 4	4439	4439	4409	4379	5189	5309

ITEM NUMBER:	7113	7156	7257	7411	7508	8010
DESCRIPTION:	WILLOW WALLHUGGER RECLINER WITH POWER HEADREST	THOMAS WALL-HUGGER RECLINER WITH POWER HEADREST	SATCHEL WALL-HUGGER RECLINER	BARCELO WALL-HUGGER RECLINER	YORBA WALL-HUGGER RECLINER	RYDER RECLINER LIFT CHAIR
PROGRAM:						BYX (SEE PG 72 - 74)
STANDARD FINISH:	N/A	N/A	N/A	N/A	N/A	N/A
SEE PG 3 FOR A COMPLETE LIST OF AVAIL FINISHES	N/A	N/A	N/A	N/A	N/A	N/A
STANDARD CUSHION:	SPRING DOWN	SPRING DOWN	HR FOAM	HR FOAM	PREMIER DOWN	SPRING DOWN
ADDITIONAL CUSHION	HR FOAM - \$75	HR FOAM - \$75	PREMIER DOWN - \$75	PREMIER DOWN - \$75	HR FOAM - \$75	HR FOAM - \$75
OPTIONS:	PREMIER DOWN - \$75	PREMIER DOWN - \$75	SPRING DOWN - \$75	SPRING DOWN - \$75	SPRING DOWN - \$75	PREMIER DOWN - \$75
PILLOW TYPE:	BUSTLE BACK	BUSTLE BACK	SEMI ATTACHED	LOOSE PILLOW	SEMI-ATTACHED	SPLIT PILLOW
SPECIAL OPTIONS	UPCHARGE TO SWIVEL GLIDER - \$150	UPCHARGE TO SWIVEL GLIDER - \$150	UPCHARGE TO SWIVEL GLIDER - \$150	UPCHARGE TO SWIVEL GLIDER - \$150	UPCHARGE TO SWIVEL GLIDER - \$150	
STANDARD RELEASE:	STANDARD WITH POWER BUTTON	STANDARD WITH POWER BUTTON	O-OUTSIDE I-INSIDE HANDLE	O-OUTSIDE I-INSIDE HANDLE	O-OUTSIDE I-INSIDE HANDLE	STANDARD WITH POWER BUTTON
POWER RECLINE OPTIONS: (SEE PAGE 9) POWER UPCHARGES INCLUDE ALL MOTORIZED SEATS PER SKU	<b>PB: STANDARD</b> BB: POWER BUTTON WITH BATTERY PACK - \$300	<b>PB: STANDARD</b> BB: POWER BUTTON WITH BATTERY PACK - \$300	PB - POWER BUTTON - \$300; BB - POWER BUTTON WITH BATTERY PACK - \$600	PB - POWER BUTTON - \$300; BB - POWER BUTTON WITH BATTERY PACK - \$600	PB - POWER BUTTON - \$300; BB - POWER BUTTON WITH BATTERY PACK - \$600	POWER WAND STANDARD. BATTERY PACK NOT RECOMMENDED
STANDARD NAIL:	N/A	N/A	NATURAL #9	NATURAL #9	N/A	N/A
NO NAIL OPTION:	STANDARD	STANDARD	AVAILABLE	AVAILABLE	STANDARD	STANDARD
OVERALL DIMENSIONS:	W 29" D 41" H 41 1/2"	W 30" D 41" H 41"	W 35" D 39 1/2" H 40 1/2"	W 38" D 41" H 40"	W 30" D 40" H 41"	W 29" D 38 1/2" H 43 1/2"
WEDGEWALL SPACE:						
SEAT HEIGHT:	21.5	21.5	20.5	21	21	21
SEAT DEPTH:	21.5	21	20	21	20.5	21
SEAT WIDTH:	21.5	21	20.5	23	20	21
ARM HEIGHT:	25	25	25	26	25	26
SEAT TO BACK HEIGHT:	20	19.5	20	19	20	22.5
DIST FRM WALL TO RECLNE:	4; SG:10"	4; SG: 10	4; SG: 12"	3.5; SG: 12"	4; SG: 12"	4.5
CHAIR IN FULL RECLINE:	67.5	67	65.5	69.5	67.5	70
WEIGHT:	157	156	130	103	130	157
54 " PLAIN COM YDG.	7 1/2	8 3/4	8 1/4	8 1/2	7 3/4	8 1/4
CUBES:	44.2	44.2	44.2	44.2	44.2	44.2
FABRIC GRADE I / COM	3149	3149	2489	2639	2369	3149
FABRIC GRADE II	3329	3329	2639	2759	2489	3329
FABRIC GRADE III / COL	3449	3449	2759	2909	2639	3449
FABRIC GRADE IV	3599	3599	2909	3029	2759	3599
FABRIC GRADE V	3719	3719	3029	3149	2909	3719
FABRIC GRADE VI	3839	3839	3149	3329	3029	3839
COLLAGE PRICING - DESIGN YOUR OWN	COLLAGE PRICING : \$300 LESS THAN GRADE OF LEATHER CHOSEN	COLLAGE PRICING : \$300 LESS THAN GRADE OF LEATHER CHOSEN	COLLAGE PRICING : \$300 LESS THAN GRADE OF LEATHER CHOSEN	COLLAGE PRICING : \$300 LESS THAN GRADE OF LEATHER CHOSEN	COLLAGE PRICING : \$300 LESS THAN GRADE OF LEATHER CHOSEN	COLLAGE PRICING : \$300 LESS THAN GRADE OF LEATHER CHOSEN
MARRIED COVERS	MARRIED COVER AVAILABLE. PRICING GRID ON PG 69 - 71				MARRIED COVER AVAILABLE. PRICING GRID ON PG 69 - 71	
LEATHER - GRADE 1	4169	4019	3599	3929	3419	4379
LEATHER - GRADE 2	4379	4169	3749	4109	3599	4529
LEATHER - GRADE 3	4709	4529	4079	4529	3929	4859
LEATHER - GRADE 4	5039	4859	4439	4949	4289	5189

## Leather Manifest By Grade

### Grade 1 Leathers

901200 -48, 81, 84, 99 - F	917200 -87, 88, 91 - F
905800 -65, 85, 88 - F	917700 -81, 88 - F
906700 -45, 81, 84, 88, 93, 95, 97 - F	918200 -87, 96 - A
907200 -84 - F	918400 -88 - F
909900 -86, 88 - F	919400 -48, 85, 88 - AP
910400 -68, 88, 99 - F	920300 -81, 83, 91, 92, 97 - F
911000 -81, 82, 83, 84, 88, 89, 97 - F	<b>920400 -43, 81, 84, 88, 91 - AP*</b>
912500 -24, 28, 48, 69, 84, 87, 88, 97 - F	<b>920600 -84, 87, 88, 97 - F*</b>
913800 -31, 84, 91 - F	<b>921100 -45, 81, 82, 84, 86, 88 - F*</b>
915300 -01 - F	956700 -85 - A
915700 -87, 88 - A	

### Grade 2 Leathers

904900 -83, 85, 91-F	918700 -48, <b>84*</b> , 87, 88, 97, 99 - A
914400 -69, 87, 88, 95 - AP	918800 -48, 88, 98 - A
914600 - <b>81*</b> , 83, 84, 89, 95, 98 - F	919500 -87, <b>88*</b> , 89 - A
918500 -65, 88, 95 - AP	<b>920700 -84, 85, 88 - A*</b>
918600 -48, 81, 83 - AP	<b>920800 -93 - AP*</b>

### Grade 3 Leathers

914500 -58 - A	917500 -87, 88, <b>97*</b> , 99 - A
916100 -65, 87, 89, 97 - A	919600 - <b>85*</b> , 88 - A
916200 -85, 98 - A	920100 -60 - AP
916900 -91 - A	

### Grade 4 Leathers

905500 -65 - A	919900 -83, 89, 91 - N
911300 -87, 88 - A	<b>920500 -40, 48, 83, 97 - A*</b>
919200 -87 - A	<b>920900 -85 - A*</b>

**CLEANING CODES: A = ANILINE; AP = ANILINE-PLUS; F = FINISHED; N = NUBUK**

Leathers in **Bold Print** with an \* are new October 2018 Introductions



## Fabric Manifest Numeric Sequence

Handle	New Fabric Number	Old Fabric Number	Grade	Content	Repeat in Inches		Cleaning Code
					Hor.	Vert.	
Performance	103500-24	1035-24	III	52% Cotton, 48% Poly	2.7	2.375	W
Performance	103500-33	1035-33	III	52% Cotton, 48% Poly	2.7	2.375	W
Performance	103500-48	1035-48	III	52% Cotton, 48% Poly	2.7	2.375	W
Performance	103500-81	1035-81	III	52% Cotton, 48% Poly	2.7	2.375	W
Performance	103500-91	1035-91	III	52% Cotton, 48% Poly	2.7	2.375	W
Solids	400000-45	N/A	II	87% Poly, 13% Olefin			S
Solids	400000-84	N/A	II	87% Poly, 13% Olefin			S
Performance	400474-04	N/A	I	95% Poly, 5% Nylon			W
Performance	400474-09	N/A	I	95% Poly, 5% Nylon			W
Performance	400474-33	N/A	I	95% Poly, 5% Nylon			W
Performance	400474-47	N/A	I	95% Poly, 5% Nylon			W
Performance	400474-84	N/A	I	95% Poly, 5% Nylon			W
Performance	400478-05	N/A	I	100% Polypropelene			W
Performance	400478-06	N/A	I	100% Polypropelene			W
Performance	400478-85	N/A	I	100% Polypropelene			W
Performance	400478-94	N/A	I	100% Polypropelene			W
Performance	400489-24	N/A	I	82% Polypropelene, 18% Poly			W
Performance	400489-80	N/A	I	82% Polypropelene, 18% Poly			W
Performance	400489-85	N/A	I	82% Polypropelene, 18% Poly			W
Performance	400489-91	N/A	I	82% Polypropelene, 18% Poly			W
Performance	400489-95	N/A	I	82% Polypropelene, 18% Poly			W
Performance	400489-97	N/A	I	82% Polypropelene, 18% Poly			W
Performance	400600-48	N/A	III	88% Poly, 12% Olefin	0.19	0.31	W
Performance	400600-69	N/A	III	88% Poly, 12% Olefin	0.19	0.31	W
Performance	400600-83	N/A	III	88% Poly, 12% Olefin	0.19	0.31	W
Performance	400600-84	N/A	III	88% Poly, 12% Olefin	0.19	0.31	W
Performance	400700-83	N/A	I	98% Poly, 2% Nylon			W
Performance	400700-93	N/A	I	98% Poly, 2% Nylon			W
Performance	400800-31	N/A	I	83% Poly, 17% Acrylic			WS
Performance	400800-48	N/A	I	83% Poly, 17% Acrylic			WS
Performance	400800-81	N/A	I	83% Poly, 17% Acrylic			WS
Performance	400800-85	N/A	I	83% Poly, 17% Acrylic			WS
Performance	400800-88	N/A	I	83% Poly, 17% Acrylic			WS
Performance	400800-99	N/A	I	83% Poly, 17% Acrylic			WS
Performance	400900-26	N/A	I	76% Poly, 24% Acrylic			WS
Performance	400900-81	N/A	I	76% Poly, 24% Acrylic			WS
Performance	400900-85	N/A	I	76% Poly, 24% Acrylic			WS

Handle	New Fabric Number	Old Fabric Number	Grade	Content	Repeat in Inches		Cleaning Code
					Hor.	Vert.	
Performance	400900-87	N/A	I	76% Poly, 24% Acrylic			WS
Performance	400900-92	N/A	I	76% Poly, 24% Acrylic			WS
Performance	400900-95	N/A	I	76% Poly, 24% Acrylic			WS
Performance	401000-44	N/A	I	95% Polyester, 5% Nylon			W
Performance	401000-83	N/A	I	95% Polyester, 5% Nylon			W
Performance	401000-88	N/A	I	95% Polyester, 5% Nylon			W
Performance	401000-95	N/A	I	95% Polyester, 5% Nylon			W
Performance	401100-47	N/A	I	97.4% Olefin, 2.6% Polyester			SW
Performance	401100-85	N/A	I	97.4% Olefin, 2.6% Polyester			SW
Performance	401100-98	N/A	I	97.4% Olefin, 2.6% Polyester			SW
Performance	401200-58	N/A	I	83% Polyester, 17% Acrylic			SW
Performance	401200-83	N/A	I	83% Polyester, 17% Acrylic			SW
Performance	401200-99	N/A	I	83% Polyester, 17% Acrylic			SW
Performance	401300-84	N/A	I	100% Polyester			SW
Performance	401300-88	N/A	I	100% Polyester			SW
Performance	401300-95	N/A	I	100% Polyester			SW
Performance	401300-96	N/A	I	100% Polyester			SW
Performance	401400-82	N/A	I	97% Polypropylene; 3% Polyester			SW
Performance	401400-85	N/A	I	97% Polypropylene; 3% Polyester			SW
Performance	401400-87	N/A	I	97% Polypropylene; 3% Polyester			SW
Performance	401400-95	N/A	I	97% Polypropylene; 3% Polyester			SW
Performance	401400-98	N/A	I	97% Polypropylene; 3% Polyester			SW
<b>Performance</b>	<b>402100-82</b>	<b>N/A</b>	<b>I</b>	<b>100% Polyester</b>			<b>SW</b>
<b>Performance</b>	<b>402100-95</b>	<b>N/A</b>	<b>I</b>	<b>100% Polyester</b>			<b>SW</b>
<b>Performance</b>	<b>402100-99</b>	<b>N/A</b>	<b>I</b>	<b>100% Polyester</b>			<b>SW</b>
Performance	403100-82	N/A	II	54% Poly Chenille; 46% Polyester			S
Performance	403100-84	N/A	II	54% Poly Chenille; 46% Polyester			S
Performance	403100-85	N/A	II	54% Poly Chenille; 46% Polyester			S
Performance	403100-91	N/A	II	54% Poly Chenille; 46% Polyester			S
Performance	404200-40	N/A	IV	100% Polyester	13.75	9	S
Performance	404200-58	N/A	IV	100% Polyester	13.75	9	S
Performance	404200-68	N/A	IV	100% Polyester	13.75	9	S
Solids	419200-68	4192-68	I	78% Poly, 22% Acrylic			WS
Performance	419500-40	N/A	III	78.5% Rayon, 21.5% Poly	0.063	0.063	W
Performance	419500-80	N/A	III	78.5% Rayon, 21.5% Poly	0.063	0.063	W
Performance	419500-81	N/A	III	78.5% Rayon, 21.5% Poly	0.063	0.063	W
Performance	419500-83	N/A	III	78.5% Rayon, 21.5% Poly	0.063	0.063	W
Performance	419500-91	N/A	III	78.5% Rayon, 21.5% Poly	0.063	0.063	W
Performance	419500-95	N/A	III	78.5% Rayon, 21.5% Poly	0.063	0.063	W

Handle	New Fabric Number	Old Fabric Number	Grade	Content	Repeat in Inches		Cleaning Code
					Hor.	Vert.	
Performance	419700-40	N/A	III	54% Olefin, 46% Polyester	0.063	0.063	W
Performance	419700-45	N/A	III	54% Olefin, 46% Polyester	0.063	0.063	W
Performance	419700-83	N/A	III	54% Olefin, 46% Polyester	0.063	0.063	W
Performance	419700-84	N/A	III	54% Olefin, 46% Polyester	0.063	0.063	W
Performance	419700-85	N/A	III	54% Olefin, 46% Polyester	0.063	0.063	W
Performance	419700-95	N/A	III	54% Olefin, 46% Polyester	0.063	0.063	W
Solids	440800-68	4408-68	III	67% Acrylic, 33% Polyester			WS
Solids	446400-84	4464-84	I	67%Poly, 21%Olefin, 12% Acr			S
Solids	447600-83	4476-83	III	62% Polyester, 38% Acrylic			S
Solids	448200-85	4482-85	III	52% Poly, 17% Acr, 31% PP			SW
Solids	450100-24	4501-24	II	80% Rayon, 20% Acrylic			S
Solids	450400-95	4504-95	II	91% Solspun, 9% Polyester			W
Patterned	500341-87	N/A	V	62% Rayon, 38% Cotton	28.188	26.75	S
Patterned	500400-84	N/A	IV	100% Polyester	3.5	13.25	WS
Patterned	501000-81	5010-81	IV	82%Poly,17%Cotton,1% Rayon	13.5	13.5	S
Patterned	596000-88	5960-88	III	74% Rayon, 26% Cotton	14	4.125	S
Patterned	596200-85	5962-85	III	100% Polyester	14.8	14.4	S
Patterned	596800-95	5968-95	IV	100% Polyester	2.438	1.143	S
Patterned	600500-88	N/A	IV	56% Co, 30% Ray, 14% Poly	1.5	3.5	S
Patterned	600600-48	N/A	IV	84% Poly, 16% Visc Rayon	4.55	6.38	S
Patterned	600700-83	N/A	II	100% Polyester	14.2	6.1	WS
Patterned	600700-84	N/A	II	100% Polyester	14.2	6.1	WS
Patterned	600700-88	N/A	II	100% Polyester	14.2	6.1	WS
Patterned	600800-49	N/A	II	100% Polyester	9.5	11.4	WS
Patterned	600900-31	N/A	II	100% Polyester	14.6	7.5	WS
Patterned	601100-82	N/A	VI	49.9% Ray,37.8% Poly, 12.3% Pre-crctn	27.875	12.688	S
Performance	601200-48	N/A	VI	57% Poly, 28% Ray, 15% Ray Chen	7.1	22.3	S
Performance	601200-83	N/A	VI	57% Poly, 28% Ray, 15% Ray Chen	7.1	22.3	S
Performance	<b>602100-82</b>	<b>N/A</b>	<b>I</b>	<b>100% Polyester</b>	<b>0.1</b>		<b>SW</b>
Performance	<b>602100-83</b>	<b>N/A</b>	<b>I</b>	<b>100% Polyester</b>	<b>0.1</b>		<b>SW</b>
Performance	<b>602100-84</b>	<b>N/A</b>	<b>I</b>	<b>100% Polyester</b>	<b>0.1</b>		<b>SW</b>
Performance	<b>602100-91</b>	<b>N/A</b>	<b>I</b>	<b>100% Polyester</b>	<b>0.1</b>		<b>SW</b>
Performance	<b>603100-40</b>	<b>N/A</b>	<b>II</b>	<b>75% Polyester; 25% Acrylic</b>	<b>4.8</b>	<b>9.1</b>	<b>SW</b>
Performance	<b>603100-81</b>	<b>N/A</b>	<b>II</b>	<b>75% Polyester; 25% Acrylic</b>	<b>4.8</b>	<b>9.1</b>	<b>SW</b>
Performance	<b>603100-84</b>	<b>N/A</b>	<b>II</b>	<b>75% Polyester; 25% Acrylic</b>	<b>4.8</b>	<b>9.1</b>	<b>SW</b>
Performance	<b>604100-81</b>	<b>N/A</b>	<b>III</b>	<b>86% Polyester; 14% Acylic</b>	<b>7.1</b>	<b>26.7</b>	<b>SW</b>
Performance	<b>604100-82</b>	<b>N/A</b>	<b>III</b>	<b>86% Polyester; 14% Acylic</b>	<b>7.1</b>	<b>26.7</b>	<b>SW</b>
Performance	<b>604100-84</b>	<b>N/A</b>	<b>III</b>	<b>86% Polyester; 14% Acylic</b>	<b>7.1</b>	<b>26.7</b>	<b>SW</b>
Performance	<b>604100-91</b>	<b>N/A</b>	<b>III</b>	<b>86% Polyester; 14% Acylic</b>	<b>7.1</b>	<b>26.7</b>	<b>SW</b>

Handle	New Fabric Number	Old Fabric Number	Grade	Content	Repeat in Inches		Cleaning Code
					Hor.	Vert.	
Performance	605100-44	N/A	II	100% Polyester	1.125		S
Performance	605100-81	N/A	II	100% Polyester	1.125		S
Performance	605100-85	N/A	II	100% Polyester	1.125		S
Performance	606100-40	N/A	V	53% Poly; 39% Rayon; 8% Linen	1		S
Performance	606100-68	N/A	V	53% Poly; 39% Rayon; 8% Linen	1		S
Performance	606100-85	N/A	V	53% Poly; 39% Rayon; 8% Linen	1		S
Performance	606100-99	N/A	V	53% Poly; 39% Rayon; 8% Linen	1		S
Patterned	607100-95	N/A	IV	53% Cotton; 28% Poly; 19% Linen	7	13	S
Patterned	608100-48	N/A	III	65% Cotton; 35% Polyester	0.5	0.5	S
Patterned	609100-48	N/A	IV	65% Cotton; 35% Polyester		13.25	S
Performance	613000-31	N/A	IV	82% Ray, 16% Poly, 2% Nylon	0.188	2.875	W
Performance	613000-48	N/A	IV	82% Ray, 16% Poly, 2% Nylon	0.188	2.875	W
Performance	613000-65	N/A	IV	82% Ray, 16% Poly, 2% Nylon	0.188	2.875	W
Performance	613000-81	N/A	IV	82% Ray, 16% Poly, 2% Nylon	0.188	2.875	W
Performance	613000-83	N/A	IV	82% Ray, 16% Poly, 2% Nylon	0.188	2.875	W
Performance	613000-85	N/A	IV	82% Ray, 16% Poly, 2% Nylon	0.188	2.875	W
Performance	613000-90	N/A	IV	82% Ray, 16% Poly, 2% Nylon	0.188	2.875	W
Performance	613000-91	N/A	IV	82% Ray, 16% Poly, 2% Nylon	0.188	2.875	W
Performance	613000-95	N/A	IV	82% Ray, 16% Poly, 2% Nylon	0.188	2.875	W
Performance	613000-97	N/A	IV	82% Ray, 16% Poly, 2% Nylon	0.188	2.875	W
Patterned	683100-24	6831-24	IV	67% Rayon, 33% Cotton	4.875	0.218	S
Patterned	683300-88	6833-88	VI	84% Ray Chen, 16% Polyester	2.3125	20	S
Patterned	700100-84	N/A	I	60% Pre-crcotn, 40% Poly	7.375	6.75	W
Patterned	700400-69	N/A	V	74%Cot,13%Poly,9%Ray,4%Flax	26.813	36	S
Patterned	700500-88	N/A	III	72% Polyester, 28% Cotton	2.313	2.625	S
Patterned	700600-97	N/A	VI	62% Polyester, 38% Poly Chen	14.5	25	S
Patterned	700800-82	N/A	V	68% Poly; 24% Cot; 7% Acr; 1% PrCrctn	7.1	9.8	S
Patterned	700800-97	N/A	V	68% Poly; 24% Cot; 7% Acr; 1% PrCrctn	7.1	9.8	S
Performance	700900-00	N/A	VI	55% Polyester, 45% Poly Chenille	14.5	26.875	S
Performance	701100-44	N/A	III	100% Polyester	14.5	15.2	SW
Performance	701100-83	N/A	III	100% Polyester	14.5	15.2	SW
Performance	701100-95	N/A	III	100% Polyester	14.5	15.2	SW
Performance	702100-42	N/A	V	72% Poly; 14% Cotton; 7% Rayon	6.875	6.5	S
Performance	702100-85	N/A	V	72% Poly; 14% Cotton; 7% Rayon	6.875	6.5	S
Performance	702100-91	N/A	V	72% Poly; 14% Cotton; 7% Rayon	6.875	6.5	S
Patterned	703100-40	N/A	VI	94.5% Polyester; 5.5% Cotton	27.875	16.875	S
Patterned	703100-85	N/A	VI	94.5% Polyester; 5.5% Cotton	27.875	16.875	S
Patterned	704100-48	N/A	VI	36% Ctn; 33%Ray; 30% Poly; 1% Nylon	14	23.125	S
Patterned	704100-83	N/A	VI	36% Ctn; 33%Ray; 30% Poly; 1% Nylon	14	23.125	S

Handle	New Fabric Number	Old Fabric Number	Grade	Content	Repeat in Inches		Cleaning Code
					Hor.	Vert.	
<b>Patterned</b>	<b>705100-48</b>	<b>N/A</b>	<b>V</b>	<b>65% Cotton; 35% Polyester</b>	<b>14.5</b>	<b>15</b>	<b>S</b>
<b>Patterned</b>	<b>705100-95</b>	<b>N/A</b>	<b>V</b>	<b>65% Cotton; 35% Polyester</b>	<b>14.5</b>	<b>15</b>	<b>S</b>
Patterned	748200-95	7482-95	VI	100% Polyester			S
Patterned	749400-95	7494-95	IV	71% Polyester, 29% Acrylic	7	6.25	S
Patterned	750400-84	7504-84	II	60% Poly Chen, 40% Polyester	28.5	7	S

Cleaning Codes: S= Solvent; W = Water; SW - Diluted Solvent; DC - Dry Clean Only

\*\*\* Indicates a Non-Swatched, Pillow Fabric Only

**The first column indicates which handle the fabric swatch resides in**

Fabrics in **Bold Print** are New October 2018 Market Introductions

# Married Cover Program

## I. RECLINING CHAIRS

STYLE	COVERS AVAILABLE	MATCHING GRADED COVER IF AVAILABLE	PRICE
3001-BY	988100-89	N/A	\$3,179
3001-BY	985700-87, -96	918200-87, -96 (L1)	\$3,179
<b>3018</b>	<b>983800-84, 88</b>	<b>920700-84, 88 (L2)</b>	<b>\$3,479</b>
3020	984800-88, -97	912500-88, -97 (L1)	\$3,179
<b>3026</b>	<b>985400-81, -91</b>	<b>920400-81, -91 (L1)</b>	<b>\$3,149</b>
3030	987000-84, -97	906700-84, -97 (L1)	\$3,089
3032	986700-81, -97	920300-81, -97 (L1)	\$3,089
3068	983700-84, -88	N/A	\$3,419
3146**	981600-88	N/A	\$3,869
3156**	982300-87	N/A	\$3,509
3322	988600-85, -88	911000-84, -88 (L1)	\$2,849
3410	981100-95	N/A	\$3,179
<b>3513</b>	<b>986700-81, -97</b>	<b>920300-81, -97 (L1)</b>	<b>\$3,149</b>
3547	981100-84, -95	N/A	\$2,849
3604	984800-69, -88	912500-69, -88 (L1)	\$2,849
<b>3611</b>	<b>983400-87, -97</b>	<b>920600-87, -97 (L1)</b>	<b>\$3,809</b>
4001	986400-85, -88	N/A	\$3,179
<b>4003</b>	<b>980800-87, -88</b>	919500-87, -88 (L2)	<b>\$3,479</b>
4027	986700-91, -97	920300-91, -97 (L1)	\$3,089
4035	986700-81, -97	920300-81, -97 (L1)	\$3,089
4040	986400-85, -88	N/A	\$2,849
4043	986500-88, -98	918800-88, -98 (L2)	\$3,509
4068	983700-84, -88	N/A	\$3,779
4102**	986500-88, -98	918800-88, -98 (L2)	\$3,869
4104	902100-86, -89	N/A	\$3,269
4114	987300-48, -69, -88	N/A	\$2,759
4115	987300-48, -69, -88	N/A	\$2,819
4128	987300-48, -69, -88	N/A	\$3,149
4130BY	987300-48, -69, -88	N/A	\$3,149
4508BY	988600-85	911000-84 (L1)	\$2,849
<b>4510</b>	<b>983800-84, -88</b>	<b>920700-84, -88 (L2)</b>	<b>\$3,479</b>
4866	981500-85, -89	N/A	\$3,329
5005	982700-87, -89	N/A	\$2,519
5007	982700-87, -89	N/A	\$2,519
<b>7026/SG</b>	<b>985400-81, -91</b>	<b>920400-81, -91 (L1)</b>	<b>\$3479/\$3629</b>
<b>7032/SG</b>	<b>987000-81, -93</b>	<b>906700-81, -93 (L1)</b>	<b>\$3149/\$3299</b>
7101/SG**	987000-84, -97	906700-84, -97 (L1)	\$3869/\$4019
7113/SG**	981100-84, -95	N/A	\$3869/\$4019
7508/SG	988600-85, -97	911000-84, -97 (L1)	\$2999/\$3149

## II. LUXURY TILT BACK CHAIRS WITH OTTOMANS

STYLE	COVERS AVAILABLE	MATCHING GRADED COVER IF AVAILABLE	PRICE
1514 Luxury Tilt	983400-84, -88	920600-84, -88 (L1)	\$4,469
1514-OT Ottoman	983400-84, -88	920600-84, -88 (L1)	\$1,229

## III. LUXURY MOTION SEATING

STYLE	COVERS AVAILABLE	MATCHING GRADED COVER IF AVAILABLE	PRICE
901-90 Motion Sofa	985400-81, -91	920400-81, -91 (L1)	\$10,229
901-35 Recliner			\$5,279
902-90 Motion Sofa	985200-45, -81	921100-45, -81 (L1)	\$10,229
902-35 Recliner			\$5,129
903-90 Motion Sofa	985200-84, -88	921100-84, -88 (L1)	\$10,229
903-35 Recliner			\$5,459
916-90 Motion Sofa	988600-85, -97	911000-84, -97 (L1)	\$8,579
916-35 Recliner			\$4,469
960-90 Motion Sofa	988600-85, -97	911000-84, -97 (L1)	\$9,569
960-35 Recliner			\$5,129

## IV. STATIONARY SEATING

STYLE	COVERS AVAILABLE	MATCHING GRADED COVER IF AVAILABLE	PRICE
508-95 Sofa	988600-85	911000-84 (L1)	\$4,259
508-75 Loveseat			\$4,109
508-25 Chair			\$2,309
508-OT Ottoman			\$1,109
4508 Recliner			\$2,849
7508 Recliner/SG			\$2999/\$3149
510-95 Sofa	983800-84, -88	920700-84, -88 (L2)	\$5,789
510-75 Loveseat			\$5,609
510-25 Chair			\$3,149
510-OT Ottoman			\$1,229
4510 Recliner			\$3,479
513-95 Sofa	986700-81, -97	920300-81, -97 (L1)	\$4,799
513-75 Loveseat			\$4,649
513-25 Chair			\$2,759
513-OT Ottoman			\$1,109
3513 Recliner			\$3,149
514-95 Sofa	983400-84, -88	920600-84, -88 (L1)	\$5,789
514-75 Loveseat			\$5,609
514-25 Chair			\$3,479
514-OT Ottoman			\$1,229
1514 Tilt Back			\$4,469
1514-OT Ottoman			\$1,229
547-95 Sofa	981100-84, -95	N/A	\$4,259
547-75 Loveseat			\$4,109
547-25 Chair			\$2,519
547-OT Ottoman			\$1,109
3547 Recliner			\$2,849

### III. STATIONARY SEATING cont.

STYLE	COVERS AVAILABLE	MATCHING GRADED COVER IF AVAILABLE	PRICE
549-95 Sofa	984800-88, -97	912500-88, -97 (L1)	\$4,619
549-75 Loveseat			\$4,469
549-25 Chair			\$2,519
549-OT Ottoman			\$929
577-95 Sofa	980800-87, -89	919500-87, -89 (L2)	\$5,789
577-75 Loveseat			\$5,639
577-25 Chair			\$3,419
577-OT Ottoman			\$1,199
604-95 Sofa	984800-69, -88	912500-69, -88 (L1)	\$4,619
604-75 Loveseat			\$4,469
604-25 Chair			\$2,849
604-OT Ottoman			\$1,109
3604 Recliner			\$2,849
<b>611-95 Sofa</b>	<b>983400-87, -97</b>	<b>920600-87, -97 (L1)</b>	<b>\$5,459</b>
<b>611-75 Loveseat</b>			<b>\$5,279</b>
<b>611-25 Chair</b>			<b>\$3,149</b>
<b>611-OT Ottoman</b>			<b>\$1,319</b>
<b>3611 Recliner</b>			<b>\$3,809</b>
866-95 Sofa	981500-85, -89	N/A	\$5,459
866-75 Loveseat			\$5,309
866-25 Chair			\$3,179
866-OT Ottoman			\$1,469
4866 Recliner			\$3,329
<b>MARRIED COVER PROGRAM PROVISIONS:</b>			

**No other style/leather combinations other than those listed will be accepted.**

**Power Recliner Option - available on all recliners, tilt backs and wallhugger/swivel gliders**

**Power Options: (PB) = Power Button; (BB) Power Button with Battery Pack**

**\*\* Styles features a Power Headrest (standard with power)**

**Items in BOLD PRINT are new OCTOBER 2018 MARKET Introductions**

**Orders from this program still offer a choice of finish and nails at no upcharge**

**Based on a volatile leather market, these prices are subject to change**








**\*\*\* FAST SHIP PROGRAM \*\*\***



**Reclining Chairs**

Photo	Style	Cover/BYX Item ID	Price
	3020 Plantation Finish, Gunmetal Nails	984800-97 BYX-3020984800-97	\$ 3,179.00
	4068 Mahogany Finish, Natural Brass Nails	983700-88 BYX-4068983700-88	\$ 3,779.00
	4104 Mahogany Finish, Natural Nails	902100-86 BYX-4104902100-86	\$ 3,269.00
902100-89 BYX-4104902100-89			
	4114 Mahogany Finish, French Natural Nails	987300-48 BYX-4114987300-48	\$ 2,759.00
987300-69 BYX-4114987300-69			
987300-88 BYX-4114987300-88			
	5005 Mahogany Finish, Natural Nails	982700-89 BYX-5005982700-89	\$ 2,519.00
	5007 Mahogany Finish	982700-87 BYX-5007982700-87	\$ 2,519.00

## Stationary Seating

Photo	Style	Cover/BYX Item ID	Price
	549-95, -25, -OT Plantation Finish, Gunmetal Nails	984800-97 BYX-54995984800-97	\$ 4,619.00
		984800-97 BYX-54925984800-97	\$ 2,519.00
		984800-97 BYX-549OT984800-97	\$ 929.00
	604-95, -25, -OT Mahogany Finish, Natural Brass Nails with tapered leg	984800-88 BYX-60495984800-88	\$ 4,619.00
		984800-88 BYX-60425984800-88	\$ 2,849.00
		984800-88 BYX-604OT984800-88	\$ 1,109.00
	866-95, -25, -OT Mahogany Finish, Natural Brass Nails	981500-85 BYX-86695981500-85	\$ 5,459.00
		981500-85 BYX-86625981500-85	\$ 3,179.00
		981500-85 BYX-866OT981500-85	\$ 1,469.00

## Power Motion Program

Photo	Style	Cover	Price
	3020 Plantation Finish, Gunmetal Nails WITH POWER BUTTON	984800-97 BYX-3020PB984800-97	\$ 3,479.00
	4114 Mahogany Finish, French Natural Nails WITH POWER BUTTON	987300-88 BYX-4114PB987300-88	\$ 3,059.00

## Power Motion Program cont.

	<p>4104 Mahogany Finish, Natural Nails WITH POWER BUTTON</p>	<p>902100-86 BYX-4104PB902100-86</p>	<p>\$ 3,569.00</p>
	<p>8010 Power Lift Chair (POWER WAND)</p>	<p>400478-06 BYX-8010PW400478-06</p>	<p>\$ 3,179.00</p>
	<p>916-90 Luxury Motion Sofa, Plantation Finish, Gunmetal Nails WITH MOTION BUTTON</p>	<p>988600-97 BYX-91690988600-97</p>	<p>\$ 8,579.00</p>
	<p>916-35 Luxury Motion Recliner, Plantation Finish, Gunmetal Nails WITH MOTION BUTTON</p>	<p>988600-97 BYX-91635988600-97</p>	<p>\$ 4,469.00</p>
	<p>960-90 Luxury Motion Sofa, Plantation Finish, Gunmetal Nails WITH MOTION BUTTON</p>	<p>988600-85 BYX-96090988600-85</p>	<p>\$ 9,569.00</p>
	<p>960-35 Luxury Motion Recliner, Plantation Finish, Gunmetal Nails WITH MOTION BUTTON</p>	<p>988600-85 BYX-96035988600-85</p>	<p>\$ 5,129.00</p>

**All items are stocked as described  
Product to ship within 72 hours of credit approval**

# Luxury Motion Seating Program – Power Footrest

## Luxury Motion....Your Way

To create your own Motion Sofa or Sectional....choose the following options....

- One of our style designs featured below
- Your Cover
- Your Finish: Choose from one of our 8 Premium Wood Finishes
- Your Nail Head Trim: Choose from one of our 7 Nail Head Finishes

All pieces in the program are designed with the same engineered hardwood frame construction, featuring a sinuous wire spring system. The standard seat cushion is Spring-Down that provides optimum seating comfort and lasting quality. Each piece features semi-attached back pillows. All of the styles are available in leather, leather & fabric combination, or all fabric.

Style 916 – Newman Series: Casual Pub back style with a teardrop roll arm  
(Available with nail head trim)

Style 920 – Whitaker Series: Casual, traditional style with a pleated panel arm  
(Available with nail head trim)

Style 922 – Connery Series: Tailored, transitional style with a track arm  
(Nail head Trim UNAVAILABLE)

Style 930 – Armando Series: Traditional style with a scooped roll arm  
(Available with nail head trim)

Style 932 – Kerley Series: Transitional Metropolitan Arm (Available with Nail head trim)

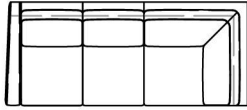
All styles offer multiple configurations. Line drawings and dimensions of the various pieces that are available in the collection are shown on the next 2 pages. The full range of components allow for a wide variety of configurations, thus providing the ability to fit in almost any scale of room.

### **\*\*\* Important Information for configuring your selection \*\*\***

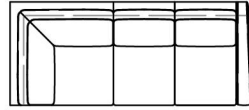
Reclining SKUs can connect to other reclining SKUs, however due to the additional frame panel this will create a ¾" gap on the back of the frame if the configuration is designed to connect them. Motion seats are not designed to connect exactly to other motion seats. Please make sure when designing your configuration selection that you keep this in mind:

For example: Use the (-70) Double Reclining Loveseat SKU versus trying to connect a (-17) LAF recliner with a (-18) RAF recliner when configuring a dual-seat motion loveseat.

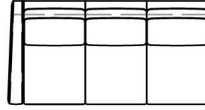
# Seating Configuration Options



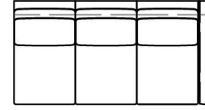
**LAF Corner Return Sofa**  
**Recline at Arm**  
 916-73: 95W x 41D x 40H  
 920-73: 94W x 41D x 40H  
 932-73: 93W x 41D x 40H



**RAF Corner Return Sofa**  
**Recline at Arm**  
 916-74: 95W x 41D x 40H  
 920-74: 94W x 41D x 40H  
 932-74: 93W x 41D x 40H



**LAF One Arm Sofa**  
**Recline at Arm**  
 916-61: 79 1/2W x 41D x 40H  
 920-61: 78 1/2W x 41D x 40H  
 932-61: 78W x 41D x 40H



**RAF One Arm Sofa**  
**Recline at Arm**  
 916-62: 79 1/2W x 41D x 40H  
 920-62: 78 1/2W x 41D x 40H  
 932-62: 78W x 41D x 40H



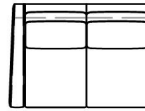
**Straight Console**  
**w/Back with Storage**  
 916-07: 14W x 39D x 39 3/5H  
 920-07: 14W x 39D x 39 3/5H  
 932-07: 14W x 39D x 39 3/5H



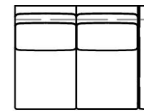
**LAF Loveseat**  
**Recline at Arm**  
 916-55: 56W x 41D x 40H  
 920-55: 55W x 41D x 40H  
 932-55: 54 1/2W x 41D x 40H



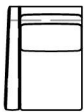
**RAF Loveseat**  
**Recline at Arm**  
 916-56: 56W x 41D x 40H  
 920-56: 55W x 41D x 40H  
 932-56: 54 1/2W x 41D x 40H



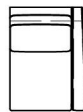
**LAF Stationary Loveseat**  
 916-57: 56W x 41D x 40H  
 920-57: 55W x 41D x 40H  
 932-57: 54 1/2W x 41D x 40H



**RAF Stationary Loveseat**  
 916-58: 56W x 41D x 40H  
 920-58: 55W x 41D x 40H  
 932-58: 54 1/2W x 41D x 40H



**LAF Outside Arm**  
**Full Recline**  
 916-17: 32 1/2W x 41D x 40H  
 920-17: 31 1/2W x 41D x 40H  
 932-17: 31 1/2W x 41D x 40H



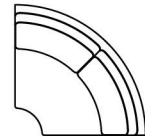
**RAF Outside Arm**  
**Full Recline**  
 916-18: 32 1/2W x 41D x 40H  
 920-18: 31 1/2W x 41D x 40H  
 932-18: 31 1/2W x 41D x 40H



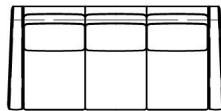
**Armless Stationary Chair**  
 916-38: 23 1/2W x 41D x 40H  
 920-38: 23 1/2W x 41D x 40H  
 932-38: 23 1/2W x 41D x 40H



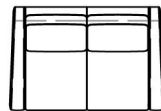
**Armless Chair**  
**Full Recline**  
 916-33: 23 1/2W x 41D x 40H  
 920-33: 23 1/2W x 41D x 40H  
 932-33: 23 1/2W x 41D x 40H



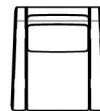
**Corner Wedge**  
 916-68: 70W x 41D x 40H  
 920-68: 70W x 41D x 40H  
 932-68: 70W x 41D x 40H  
 Wedge Wall Space: 49 1/2



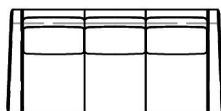
**Sofa - Full Recline at Both Arms**  
 916-90: 88W x 41D x 40H  
 920-90: 86W x 41D x 40H  
 932-90: 85 1/2W x 41D x 40H



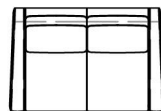
**Loveseat - Full Recline at Both Arms**  
 916-70: 67W x 41D x 40H  
 920-70: 59W x 41D x 40H  
 932-70: 63 1/2W x 41D x 40H



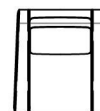
**Chair - Full Recline**  
 916-35: 38W x 41D x 40H  
 920-35: 36W x 41D x 40H  
 932-35: 38 1/2W x 41D x 40H



**Stationary Sofa**  
 916-95: 88W x 41D x 40H  
 920-95: 86W x 41D x 40H  
 932-95: 85 1/2W x 41D x 40H



**Stationary Loveseat**  
 916-75: 65W x 41D x 40H  
 920-75: 64W x 41D x 40H  
 932-75: 63 1/2W x 41D x 40H



**Stationary Chair**  
 916-25: 38W x 41D x 40H  
 920-25: 36W x 41D x 40H  
 932-25: 38 1/2W x 41D x 40H



**Ottoman**  
 916-0T: 27W x 19D x 18H  
 920-0T: 27W x 19D x 18H  
 932-0T: 27W x 19D x 18H

 = reclining position

# Luxury Motion Seating Program – Power Footrest & Headrest

## Luxury Motion with Power Headrests....Your Way

To create your own Motion Sofa or Sectional....choose the following options....

- One of our style designs featured below
- Your Cover
- Your Finish: Choose from one of our 8 Premium Wood Finishes
- Your Nail Head Trim: Choose from one of our 7 Nail Head Finishes

All pieces in the program are designed with the same engineered hardwood frame construction, featuring a sinuous wire spring system. The standard seat cushion is Spring-Down that provides optimum seating comfort and lasting quality. Each piece features semi-attached back pillows. All of the styles are available in leather, leather & fabric combination, or all fabric.

Style 960 – Imagine Series: Transitional two-piece back style with an extended arm panel (Available with nail head trim)

Style 962 – Discovery Series: Traditional pub back style with a roll arm (Available with nail head trim)

Style 964 – Cadence Series: Tailored, transitional style with a scalloped arm (Nail head Trim UNAVAILABLE)

Style 966 – Santori Series: Transitional style with a key arm (Available with nail head trim)

Style 968 – Nicoletta Series: Transitional Track Arm (Standard with Nail head trim, No nail version also available)

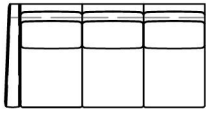
Style 969 – Raven Series: Casual Pub back style with a teardrop roll arm (Standard with nail head trim, No nail version also available)

All styles offer multiple configurations. Line drawings and dimensions of the various pieces that are available in the collection are shown on the next page. The full range of components allow for a wide variety of configurations, thus providing the ability to fit in almost any scale of room.

### **\*\*\* Important Information for configuring your selection \*\*\***

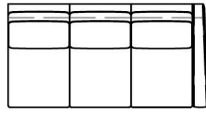
Reclining SKUs can connect to other reclining SKUs, however, motion items have an additional frame panel which would create a ¾" gap on the back of the frame if the configuration is designed to connect them. Motion seats are not designed to connect precisely to other motion seats. Please make sure when designing your configuration selection that you keep this in mind: For example: Use the (-70) Double Reclining Loveseat SKU versus trying to connect a (-17) LAF recliner with a (-18) RAF recliner when configuring a dual-seat motion loveseat.

# Seating Configuration Options



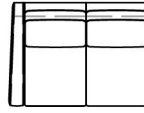
## LAF Corner Sofa at Arm w/Power Headrest

960-61: 79W x 41 1/2D x 42H  
962-61: 79W x 41D x 42H  
964-61: 76 1/2W x 42 1/2D x 42 1/2H  
966-61: 79 1/2W x 42 1/2D x 42 1/2H  
968-61: 77 1/2W x 42 1/2D x 42 1/2H  
969-61: 80 1/2W x 42 1/2D x 42 1/2H



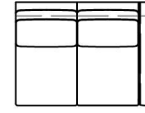
## RAF Corner Sofa at Arm w/Power Headrest

960-62: 79W x 41 1/2D x 42H  
962-62: 79W x 41D x 42H  
964-62: 76 1/2W x 42 1/2D x 42 1/2H  
966-62: 79 1/2W x 42 1/2D x 42 1/2H  
968-62: 77 1/2W x 42 1/2D x 42 1/2H  
969-62: 80 1/2W x 42 1/2D x 42 1/2H



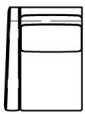
## LAF Loveseat Recline at Arm w/Power Headrest

960-55: 56W x 41 1/2D x 42H  
962-55: 56W x 41D x 42H  
964-55: 52 1/2W x 42 1/2D x 42 1/2H  
966-55: 54 1/2W x 41D x 40H  
968-55: 54 1/2W x 41D x 40H  
969-55: 56 1/2W x 42 1/2D x 42 1/2H



## RAF Loveseat Recline at Arm w/Power Headrest

960-56: 56W x 41 1/2D x 42H  
962-56: 56W x 41D x 42H  
964-56: 52 1/2W x 42 1/2D x 42 1/2H  
966-56: 54 1/2W x 41D x 40H  
968-56: 54 1/2W x 41D x 40H  
969-56: 56 1/2W x 42 1/2D x 42 1/2H



## LAF Outside Arm Chair Full Recline w/Power Headrest

960-17: 28 1/2W x 41D x 42H  
962-17: 28 1/2W x 41D x 42H  
964-17: 28 1/2W x 42 1/2D x 42 1/2H  
966-17: 31 1/2W x 42 1/2D x 42 1/2H  
968-17: 29 1/2W x 42 1/2D x 42 1/2H  
969-17: 32 1/2W x 42 1/2D x 42 1/2H



## RAF Outside Arm Chair Full Recline w/Power Headrest

960-18: 28 1/2W x 41D x 42H  
962-18: 28 1/2W x 41D x 42H  
964-18: 28 1/2W x 42 1/2D x 42 1/2H  
966-18: 31 1/2W x 42 1/2D x 42 1/2H  
968-18: 29 1/2W x 42 1/2D x 42 1/2H  
969-18: 32 1/2W x 42 1/2D x 42 1/2H



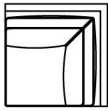
## Armless Chair Full Recline

960-38: 24W x 41D x 42H  
962-38: 24W x 41D x 42H  
964-38: 24W x 42 1/2D x 42 1/2H  
966-38: 24W x 42 1/2D x 42 1/2H  
968-38: 24W x 42 1/2D x 42 1/2H  
969-38: 24W x 42 1/2D x 42 1/2H



## Armless Chair Full Recline

960-33: 24W x 41D x 42H  
962-33: 24W x 41D x 42H  
964-33: 24W x 42 1/2D x 42 1/2H  
966-33: 24W x 42 1/2D x 42 1/2H  
968-33: 24W x 42 1/2D x 42 1/2H  
969-33: 24W x 42 1/2D x 42 1/2H



## True Corner

960-66: 41W x 41D x 42H  
962-66: 41W x 41D x 42H  
964-66: 42 1/2W x 42 1/2D x 42 1/2H  
966-66: 42 1/2W x 42 1/2D x 42 1/2H  
968-66: 42 1/2W x 42 1/2D x 42 1/2H  
969-66: 42 1/2W x 42 1/2D x 42 1/2H



## Straight Console w/Back

960-09: 14W x 41D x 39H  
962-09: 14W x 41D x 39H  
964-09: 14W x 42 1/2D x 39H  
966-09: 14W x 42 1/2D x 39H  
968-09: 14W x 42 1/2D x 39H  
969-09: 14W x 42 1/2D x 39H

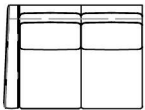


## Straight Console w/Back & Storage

960-07: 14W x 41D x 39H  
962-07: 14W x 41D x 39H  
964-07: 14W x 42 1/2D x 39H  
966-07: 14W x 42 1/2D x 39H  
968-07: 14W x 42 1/2D x 39H  
969-07: 14W x 42 1/2D x 39H



**STANDARD POWER BUTTON OPTION:** Using the touch-buttons located in the inside arm of your luxury motion furniture, you can easily adjust the footrest and headrest.



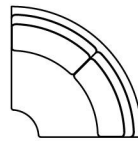
## Stationary LAF Loveseat

960-57: 56W x 41 1/2D x 42H  
962-57: 56W x 41D x 42H  
964-57: 52 1/2W x 42 1/2D x 42 1/2H  
966-57: 54 1/2W x 41D x 40H  
968-57: 54 1/2W x 41D x 40H  
969-57: 56 1/2W x 42 1/2D x 42 1/2H



## Stationary RAF Loveseat

960-58: 56W x 41 1/2D x 42H  
962-58: 56W x 41D x 42H  
964-58: 52 1/2W x 42 1/2D x 42 1/2H  
966-58: 54 1/2W x 41D x 40H  
968-58: 54 1/2W x 41D x 40H  
969-58: 56 1/2W x 42 1/2D x 42 1/2H



## Corner Wedge

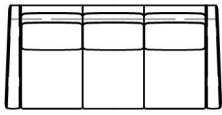
960-68: 72W x 41 1/2D x 42H  
962-68: 72W x 41D x 42H  
964-68: 76W x 45D x 42 1/2H  
966-68: 73W x 45D x 42 1/2H  
968-68: 73W x 45D x 42 1/2H  
969-68: 72W x 42 1/2D x 42 1/2H



**LUMBAR POWER BUTTON OPTION:** On the lumbar power button option, you can easily adjust the footrest, headrest and lumbar support.


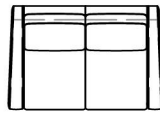
= reclining position

# Seating Configuration Options (continued)



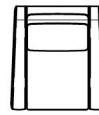
## Sofa - Recline at Both Arms w/Power Headrest

960-90: 86 1/2W x 41 1/2D x 42H  
 962-90: 87W x 41D x 42H  
 964-90: 81W x 42 1/2D x 42 1/2H  
 966-90: 87W x 42 1/2D x 42 1/2H  
 968-90: 82W x 42 1/2D x 42 1/2H  
 969-90: 88W x 42 1/2D x 42 1/2H



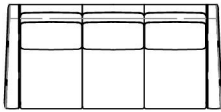
## Loveseat - Recline at Both Arms w/Power Headrest

960-70: 64 1/2W x 41 1/2D x 42H  
 962-70: 65W x 41D x 42H  
 964-70: 57W x 42 1/2D x 42 1/2H  
 966-70: 63W x 42 1/2D x 42 1/2H  
 968-70: 59W x 42 1/2D x 42 1/2H  
 969-70: 65W x 42 1/2D x 42 1/2H



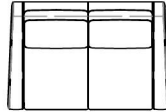
## Chair - Full Recline w/Power Headrest

960-35: 40W x 41 1/2D x 42H  
 962-35: 40W x 41D x 42H  
 964-35: 33W x 42 1/2D x 42 1/2H  
 966-35: 39 1/2W x 42 1/2D x 42 1/2H  
 968-35: 34W x 42 1/2D x 42 1/2H  
 969-35: 41W x 42 1/2D x 42 1/2H



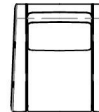
## Stationary Sofa

960-95: 86 1/2W x 41 1/2D x 42H  
 962-95: 87W x 41D x 42H  
 964-95: 81W x 42 1/2D x 42 1/2H  
 966-95: 87W x 42 1/2D x 42 1/2H  
 968-95: 82W x 42 1/2D x 42 1/2H  
 969-95: 88W x 42 1/2D x 42 1/2H



## Stationary Loveseat

960-75: 64 1/2W x 41 1/2D x 42H  
 962-75: 65W x 41D x 42H  
 964-75: 57W x 42 1/2D x 42 1/2H  
 966-75: 63W x 42 1/2D x 42 1/2H  
 968-75: 59W x 42 1/2D x 42 1/2H  
 969-75: 65W x 42 1/2D x 42 1/2H



## Stationary Chair

960-25: 40W x 41 1/2D x 42H  
 962-25: 40W x 41D x 42H  
 964-25: 33W x 42 1/2D x 42 1/2H  
 966-25: 39 1/2W x 42 1/2D x 42 1/2H  
 968-25: 34W x 42 1/2D x 42 1/2H  
 969-25: 41W x 42 1/2D x 42 1/2H



## Ottoman

960-OT: 40W x 41 1/2D x 42H  
 962-OT: 40W x 41D x 42H  
 964-OT: 33W x 42 1/2D x 42 1/2H  
 966-OT: 39 1/2W x 42 1/2D x 42 1/2H  
 968-OT: 34W x 42 1/2D x 42 1/2H  
 969-OT: 41W x 42 1/2D x 42 1/2H



# Luxury Motion Seating Program – Power Footrest & Headrest

## “City-Scaled” Luxury Motion with Power Headrests....Your Way

To create your own Motion Sofa or Sectional....choose the following options....

- One of our style designs featured below
- Your Cover
- Your Finish: Choose from one of our 8 Premium Wood Finishes
- Your Nail Head Trim: Choose from one of our 7 Nail Head Finishes

All pieces in the program are designed with the same engineered hardwood frame construction, featuring a sinuous wire spring system. The standard seat cushion is Spring-Down that provides optimum seating comfort and lasting quality. Each piece features semi-attached back pillows. All of the styles are available in leather, leather & fabric combination, or all fabric.

Style 941 – Loewy Series: Transitional two-piece back style with a wrapped front arm panel (Nail head trim UNAVAILABLE)

Style 942 – Pauley Series: Traditional pub back style with a roll arm (Standard with nail head trim, No Nail option available)

Style 944 – Dixon Series: Transitional two-piece back style track arm with a flair (Nail head Trim UNAVAILABLE)

Style 945 – Cherrie Series: Transitional two-piece back style with a key arm (Standard with nail head trim, No Nail option available)

Style 946 – Revington Series: Transitional pub back style with a swoop arm (Standard with nail head trim, No nail option available)

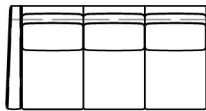
All styles offer multiple configurations. Line drawings and dimensions of the various pieces that are available in the collection are shown on the next page. The full range of components allow for a wide variety of configurations, thus providing the ability to fit in almost any scale of room.

### **\*\*\* Important Information for configuring your selection \*\*\***

Reclining SKUs can connect to other reclining SKUs, however, motion items have an additional frame panel which would create a ¾” gap on the back of the frame if the configuration is designed to connect them. Motion seats are not designed to connect precisely to other motion seats. Please make sure when designing your configuration selection that you keep this in mind:

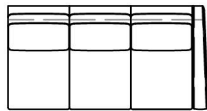
For example: Use the (-70) Double Reclining Loveseat SKU versus trying to connect a (-17) LAF recliner with a (-18) RAF recliner when configuring a dual-seat motion loveseat.

# Seating Configuration Options



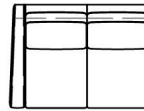
## LAF Sofa at Arm w/Power Headrest

941-61: 72 1/2W x 40D x 40 1/2H  
 942-61: 73 1/2W x 40D x 40 1/2H  
 944-61: 71 1/2W x 40D x 40 1/2H  
 945-61: 72 1/2W x 40D x 40 1/2H  
 946-61: 72 1/2W x 40D x 40 1/2H



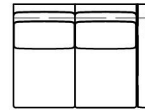
## RAF Sofa at Arm w/Power Headrest

941-62: 72 1/2W x 40D x 40 1/2H  
 942-62: 73 1/2W x 40D x 40 1/2H  
 944-62: 71 1/2W x 40D x 40 1/2H  
 945-62: 72 1/2W x 40D x 40 1/2H  
 946-62: 72 1/2W x 40D x 40 1/2H



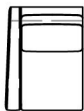
## LAF Loveseat Recline at Arm w/Power Headrest

941-55: 50 1/2W x 40D x 40 1/2H  
 942-55: 51 1/2W x 40D x 40 1/2H  
 944-55: 49 1/2W x 40D x 40 1/2H  
 945-55: 50 1/2W x 40D x 40 1/2H  
 946-55: 49W x 40D x 40 1/2H



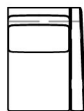
## RAF Loveseat Recline at Arm w/Power Headrest

941-56: 50 1/2W x 40D x 40 1/2H  
 942-56: 51 1/2W x 40D x 40 1/2H  
 944-56: 49 1/2W x 40D x 40 1/2H  
 945-56: 50 1/2W x 40D x 40 1/2H  
 946-56: 49W x 40D x 40 1/2H



## LAF Outside Arm Chair Full Recline w/Power Headrest

941-17: 28 1/2W x 40D x 40 1/2H  
 942-17: 29 1/2W x 40D x 40 1/2H  
 944-17: 27 1/2W x 40D x 40 1/2H  
 945-17: 28 1/2W x 40D x 40 1/2H  
 946-17: 27W x 40D x 40 1/2H



## RAF Outside Arm Chair Full Recline w/Power Headrest

941-18: 28 1/2W x 40D x 40 1/2H  
 942-18: 29 1/2W x 40D x 40 1/2H  
 944-18: 27 1/2W x 40D x 40 1/2H  
 945-17: 28 1/2W x 40D x 40 1/2H  
 946-17: 27W x 40D x 40 1/2H



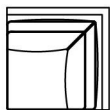
## Armless Chair

941-38: 22W x 40D x 40 1/2H  
 942-38: 22W x 40D x 40 1/2H  
 944-38: 22W x 40D x 40 1/2H  
 945-38: 22W x 40D x 40 1/2H  
 946-38: 22W x 40D x 40 1/2H



## Armless Chair Full Recline

941-33: 22W x 40D x 40 1/2H  
 942-33: 22W x 40D x 40 1/2H  
 944-33: 22W x 40D x 40 1/2H  
 945-33: 22W x 40D x 40 1/2H  
 946-33: 22W x 40D x 40 1/2H



## True Corner

941-66: 40W x 40D x 40 1/2H  
 942-66: 40W x 40D x 40 1/2H  
 944-66: 40W x 40D x 40 1/2H  
 945-66: 40W x 40D x 40 1/2H  
 946-66: 40W x 40D x 40 1/2H



## Straight Console w/Back

941-09: 14W x 40D x 36 1/2H  
 942-09: 14W x 40D x 36 1/2H  
 944-09: 14W x 40D x 36 1/2H  
 945-09: 14W x 40D x 36 1/2H  
 946-09: 14W x 40D x 36 1/2H

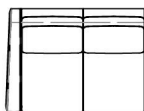


## Straight Console w/Back & Storage

941-07: 14W x 40D x 36 1/2H  
 942-07: 14W x 40D x 36 1/2H  
 944-07: 14W x 40D x 36 1/2H  
 945-07: 14W x 40D x 36 1/2H  
 946-07: 14W x 40D x 36 1/2H



**STANDARD POWER BUTTON OPTION:** Using the touch-buttons located in the inside arm of your luxury motion furniture, you can easily adjust the footrest and headrest.



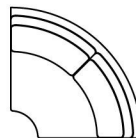
## Stationary LAF Loveseat

941-57: 50 1/2W x 40D x 40 1/2H  
 942-57: 51 1/2W x 40D x 40 1/2H  
 944-57: 49 1/2W x 40D x 40 1/2H  
 945-57: 50 1/2W x 40D x 40 1/2H  
 946-57: 49W x 40D x 40 1/2H



## Stationary RAF Loveseat

941-58: 50 1/2W x 40D x 40 1/2H  
 942-58: 51 1/2W x 40D x 40 1/2H  
 944-58: 49 1/2W x 40D x 40 1/2H  
 945-58: 50 1/2W x 40D x 40 1/2H  
 946-58: 49W x 40D x 40 1/2H



## Corner Wedge

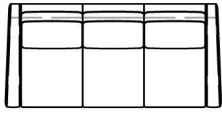
941-68: 70W x 40D x 40 1/2H  
 942-68: 70W x 40D x 40 1/2H  
 944-68: 70W x 40D x 40 1/2H  
 945-68: 70W x 40D x 40 1/2H  
 946-68: 70W x 40D x 40 1/2H



**LUMBAR POWER BUTTON OPTION:** On the lumbar power button option, you can easily adjust the footrest, headrest and lumbar support.

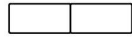
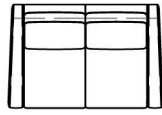
= reclining position

# Seating Configuration Options (continued)



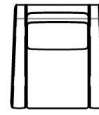
### Sofa - Recline at Both Arms w/Power Headrest

941-90: 79W x 40D x 40 1/2H  
 942-90: 81W x 40D x 40 1/2H  
 944-90: 77W x 40D x 40 1/2H  
 945-90: 79W x 40D x 40 1/2H  
 946-90: 79W x 40D x 40 1/2H



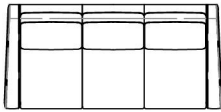
### Loveseat - Recline at Both Arms w/Power Headrest

941-70: 57W x 40D x 40 1/2H  
 942-70: 59W x 40D x 40 1/2H  
 944-70: 55W x 40D x 40 1/2H  
 945-70: 58W x 40D x 40 1/2H  
 946-70: 58W x 40D x 40 1/2H



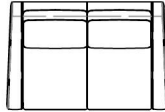
### Chair - Full Recline w/Power Headrest

941-35: 35W x 40D x 40 1/2H  
 942-35: 36W x 40D x 40 1/2H  
 944-35: 33W x 40D x 40 1/2H  
 945-35: 35W x 40D x 40 1/2H  
 946-35: 35W x 40D x 40 1/2H



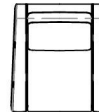
### Stationary Sofa

941-95: 79W x 40D x 40 1/2H  
 942-95: 81W x 40D x 40 1/2H  
 944-95: 77W x 40D x 40 1/2H  
 945-95: 79W x 40D x 40 1/2H  
 946-95: 79W x 40D x 40 1/2H



### Stationary Loveseat

941-75: 57W x 40D x 40 1/2H  
 942-75: 59W x 40D x 40 1/2H  
 944-75: 55W x 40D x 40 1/2H  
 945-75: 58W x 40D x 40 1/2H  
 946-75: 58W x 40D x 40 1/2H



### Stationary Chair


941-25: 35W x 40D x 40 1/2H  
 942-25: 36W x 40D x 40 1/2H  
 944-25: 33W x 40D x 40 1/2H  
 945-25: 35W x 40D x 40 1/2H  
 946-25: 35W x 40D x 40 1/2H



### Ottoman

941-OT: 40W x 41 1/2D x 42H  
 942-OT: 40W x 41D x 42H  
 944-OT: 33W x 42 1/2D x 42 1/2H  
 945-OT: 39 1/2W x 42 1/2D x 42 1/2H  
 946-OT: 34W x 42 1/2D x 42 1/2H

## Fabric/Leather Collage Recliner Program



1. Choose any Recliner
2. Choose the Primary Cover (Grades I - III) for Outside areas (Outarm, Outback etc.)
3. Choose any inside fabric for the Inside areas (Inback, Seat Cushions etc.)
4. Choose any leather.

**Price at \$300 off the leather price based on the grade of leather chosen in #4**

(If a Grade IV - VI Fabric is chosen for Base - all leather price applies based on leather choice in #4)

\*\*\* Please note: Fabric/Leather Placement remains the same on each style regardless of the fabric leather choice. If placement is changed in any way, please refer to the all leather pricing for that style.

## Fabric/Leather Collage Sofa Program



**Base: Leather / Seats and Backs: Fabric / Includes (2) 22" Pillows and (2) 20" Pillows**

1. Choose any sofa
2. Choose a Fabric (Grades I - III) for seats and backs
3. Choose the leather for the base of the frame
4. Choose any fabric for Large Pillows (2 - 22") and Medium Pillows (2 - 20")

Price at the all leather price based on the Grade of leather chosen in #3

# Collage Guidelines

**\*\* DESIGN YOUR OWN COLLAGE \*\***

## Sectional Seating by Design

1. Choose a body cloth (Fabric Grades I - III): Outarms, Outbacks, Inside Seats and Backs
2. Choose Any Leather (Inarm, Arm Panel, Welt (if applies), Front Rail
3. Pillows: Choose 1 or 2 Pillow Fabrics (sofa, loveseat & sectional orders only)

**Sectional Orders include (6) 22" Pillows (3 sets of 2 Fabrics)**

**Sofa Orders include (4) 22" Pillows (2 sets of 2 Fabrics)**

**Loveseat Orders include (2) 22" Pillows (1 set of 2)**

**\* 223 Arm Style: Leather Parts include Outarm**

## Luxury Motion

1. Choose a body cloth (Fabric Grades I - III): Outarms, Outbacks, Inside Seats and Backs
2. Choose Any Leather (Inarm & Welt (if applies))
3. Pillows: Choose 1 Pillow Fabric (sofa & sectional orders only)

**Sectional Orders include (3) 20" Pillows**

**Sofa & Loveseat Orders include (2) 20" Pillows**

**\* 968 Arm Style: Leather Parts include Outarm**

\*\*\* Graded Leather Price (dependent upon grade of leather selection) applies when orders deviate from Standard Collage Placement or outside body cloth guidelines \*\*\*

## Sectional Seating by Design

Sectional Seating by Design allows you to choose:

- Your Configuration
- Your Arm
- Nail Head Trim
- Turned Leg (Bun Foot) or a Tapered Leg
- Your Finish
- Double-Needle or Welt

**\*\* Armless and one-armed pieces are not “finished” on the side where there is not an arm. Can be done for an upcharge. See page 9 for upcharge\*\***

All pieces in the program are designed with the same engineered hardwood frame construction, featuring a bench-made eight-way hand-tied spring system. The seating consists of a blend-down cushion that provides optimum seating comfort. Each piece features loose back cushions that are firmly secured with Velcro. This allows the backs to be removed and fluffed for continued comfort and appeal. All of the styles are available in leather, leather & fabric combination, or all fabric.

Style 220, 3220 – WARNER Series: Scooped Panel Arm with Nail Head Trim

Style 221, 3221 – STERLING Series: Bombay Arm with Nail Head Trim

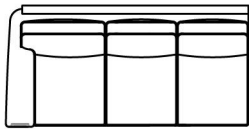
Style 223, 3223 – HANLEY Series: Track Arm (Nail Head Trim UNAVAILABLE)

Style 227, 3227 – LAWSON Series: Tear Drop Arm with Nail Head Trim

Style 229, 3229 – RANDLEMAN Series: Shaped Pad Arm with Nail Head Trim

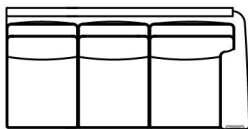
All styles offer multiple configurations. Line drawings and dimensions of the various pieces available in the collection are shown on the next page. The full range of components allow for a wide variety of configurations, thus providing the ability to fit in almost any scale of room. In addition, each style has a conversation sofa, large sofa, medium sofa, ottoman, nesting ottoman and a correlating recliner.

# Seating Configuration Options



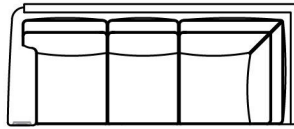
**LAF Sofa**

220-83: 82W x 40D x 37H  
 221-83: 82W x 40D x 37H  
 223-83: 80W x 40D x 37H  
 227-83: 82W x 40D x 37H  
 229-83: 79W x 40D x 37H



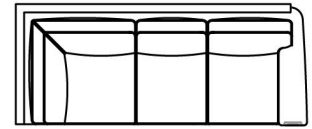
**RAF Sofa**

220-84: 82W x 40D x 37H  
 221-84: 82W x 40D x 37H  
 223-84: 80W x 40D x 37H  
 227-84: 82W x 40D x 37H  
 229-84: 79W x 40D x 37H



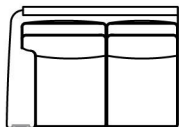
**LAF Corner Return Sofa**

220-93: 97W x 40D x 37H  
 221-93: 97W x 40D x 37H  
 223-93: 95W x 40D x 37H  
 227-93: 97W x 40D x 37H  
 229-93: 94 1/2W x 40D x 37H



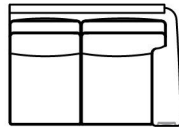
**RAF Corner Return Sofa**

220-94: 97W x 40D x 37H  
 221-94: 97W x 40D x 37H  
 223-94: 95W x 40D x 37H  
 227-94: 97W x 40D x 37H  
 229-94: 94 1/2W x 40D x 37H



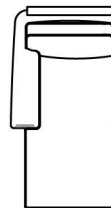
**LAF Loveseat**

220-57: 58W x 40D x 37H  
 221-57: 58W x 40D x 37H  
 223-57: 56W x 40D x 37H  
 227-57: 58W x 40D x 37H  
 229-57: 55W x 40D x 37H



**RAF Loveseat**

220-58: 58W x 40D x 37H  
 221-58: 58W x 40D x 37H  
 223-58: 56W x 40D x 37H  
 227-58: 58W x 40D x 37H  
 229-58: 55W x 40D x 37H



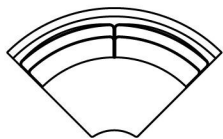
**LAF Chaise**

220-41: 35W x 67D x 37H  
 221-41: 35W x 67D x 37H  
 223-41: 33W x 67D x 37H  
 227-41: 35W x 67D x 37H  
 229-41: 32W x 67D x 37H



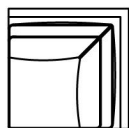
**RAF Chaise**

220-42: 35W x 67D x 37H  
 221-42: 35W x 67D x 37H  
 223-42: 33W x 67D x 37H  
 227-42: 35W x 67D x 37H  
 229-42: 32W x 67D x 37H



**Corner Wedge**

220-68: 71W x 42 1/2D x 37H  
 221-68: 71W x 42 1/2D x 37H  
 223-68: 71W x 42D x 37H  
 227-68: 71W x 42 1/2D x 37H  
 229-68: 72W x 42 1/2D x 37H



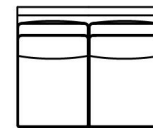
**True Corner Wedge**

220-66: 40W x 40D x 37H  
 221-66: 40W x 40D x 37H  
 223-66: 40W x 40D x 37H  
 227-66: 40W x 40D x 37H  
 229-66: 40W x 40D x 37H



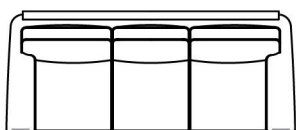
**Armless Chair**

220-38: 24W x 40D x 37H  
 221-38: 24W x 40D x 37H  
 223-38: 24W x 40D x 37H  
 227-38: 24W x 40D x 37H  
 229-38: 24W x 40D x 37H



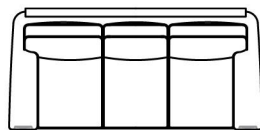
**Armless Loveseat**

220-78: 48W x 40D x 37H  
 221-78: 48W x 40D x 37H  
 223-78: 48W x 40D x 37H  
 227-78: 48W x 40D x 37H  
 229-78: 48W x 40D x 37H



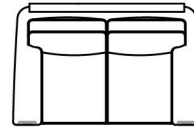
**Large Sofa**

220-96: 95W x 40D x 37H  
 221-96: 95W x 40D x 37H  
 223-96: 89W x 40D x 37H  
 227-96: 95W x 40D x 37H  
 229-96: 87W x 40D x 37H



**Sofa**

220-95: 84W x 40D x 37H  
 221-95: 83W x 40D x 37H  
 223-95: 79W x 40D x 37H  
 227-95: 84W x 40D x 37H  
 229-95: 77W x 40D x 37H



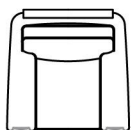
**Loveseat**

220-75: 63W x 40D x 37H  
 221-75: 63W x 40D x 37H  
 223-75: 59W x 40D x 37H  
 227-75: 63W x 40D x 37H  
 229-75: 57W x 40D x 37H



**Chair**

220-25: 41W x 40D x 37H  
 221-25: 41W x 40D x 37H  
 223-25: 37W x 40D x 37H  
 227-25: 41W x 40D x 37H  
 229-25: 35W x 40D x 37H



**Recliner**

3220: 36W x 39D x 40 1/2H  
 3221: 38W x 38D x 40 1/2H  
 3223: 33W x 38D x 40 1/2H  
 3227: 39W x 38D x 41H  
 3229: 31W x 38D x 41H



**Ottoman**

220-OT: 25 3/4W x 19 3/4D x 17H  
 221-OT: 25 3/4W x 19 3/4D x 17H  
 223-OT: 25 3/4W x 19 3/4D x 17H  
 227-OT: 25 3/4W x 19 3/4D x 17H  
 229-OT: 25 3/4W x 19 3/4D x 17H

## LEATHER DESCRIPTIONS

### **901200 Finished**

Outsider has a smooth, tight grain texture. Its unique tannage provides a luxurious drape and suppleness of hand highlighted by a new kela design effect. A light clear coat application to the surface enhances the endurance of this lightly protected leather. Shade and grain variations are possible.

### **904900 Finished**

Stargo offers a soft, silky hand with mild two-tones that identify the characteristics of this type of leather. Visually the features of Stargo, along with the softness and drape, exemplify the quality and value of more expensive products in the market today. Natural markings are evident but should be considered an addition to the authenticity of this leather.

### **905800 Finished**

Chateau has a soft aniline two-toned effect that is sprayed over the base coat to give this leather a natural, antiqued look. With a soft hand and a natural, transparent looking finish, Chateau offers the consumer a beautiful leather with a protection story. Shade and grain variations are also possible even within finished leathers.

### **906700 / 987000 Finished**

Empyrean offers a soft, smooth, consistent grain along with a fresh, modern color palette. Empyrean is embossed with a tight grain and has a machine applied two-tone effect. This stylish leather will offer the consumer consistency, a stain and wearability story as well as a silky hand leading to the appeal of many people. It is not always possible to assure the consistency of coloration or grain structure.

### **907200 Finished**

Dorado is a natural, top grain leather that has been fully aniline dyed. Every hide goes through a light buffing process to clean the surface from every small imperfection and prepare them to receive a light coat of pigment colors. A fine print is then applied to help every hide develop into the dry drum a beautiful uniform natural grain. The unique two-tone aniline kela effect gives this leather its distinctive look and character. Shade and grain variations are possible in this type of leather.

### **909900 / 988100 Finished**

Verona is a soft, smooth classic leather that would enhance any traditional style. It offers a subtle two-tone and consistent grain pattern. Shade and grain variations are possible in this type of leather.

### **910400 Finished**

Corinthian is a natural, top-grain leather that combines a super-soft touch with a beautiful transparent finishing technique designed to highlight the article's

natural characteristics. Each hide is meticulously dyed to create a two-toned effect that produces subtle contrasts throughout each piece upholstered in the leather. Durable enough to perform for today's energetic families, yet soft and supple enough to impress even the most discriminating leather enthusiast, Corinthian offers the best of both worlds. It is not always possible to assure the consistency of coloration or grain structure.

### **911000 / 988600 Finished**

Aspen features a very soft hand, almost talc-like, along with a smooth, tight grain. Aspen is drapeable and versatile for any leather application. Aspen offers a cleanability story and is a proven winner for family rooms and high traffic areas. Shade and grain variations are possible in this type of leather.

### **911300 Aniline**

Pure is completely natural and is marked by its beautiful, visual aesthetic and distinctively luxuriously soft hand. Pure is lightly burnished and polished to exude simple elegance. Color and grain variations along with natural markings make this a truly unique leather. Natural markings are prevalent in completely natural leathers and should be considered a testament to the authenticity of the leather itself.

### **912500 / 984800 Finished**

Timberland is a natural, top-grain leather that combines a super-soft touch with a beautiful transparent finishing technique designed to highlight the article's natural characteristics. Each hide is meticulously dyed to create a two-toned effect that produces subtle contrasts throughout each chair upholstered in the leather. Durable enough to perform for today's energetic families, yet soft and supple enough to impress even the most discriminating leather enthusiast, Timberland offers the best of both worlds. Even with the truest of finished leathers, it is not always possible to assure the consistency of coloration or grain structure.

### **913800 Finished**

Revolution is a super, silky-soft, finished leather with a fashion-forward color palette making it perfect for any leather application. Even with the truest of finished leathers, it is not always possible to assure the consistency of coloration or grain structure.

### **914400 Aniline-Plus**

Heirloom is a classic leather with a unique hand-wiping process that creates a beautiful, bold contrast between the two-tone and vivid base color. Aniline-plus leathers offer a slight protective coating for guards against stains and spills however, with these leathers it is not always possible to assure the consistency of coloration or grain structure.

### **914500 Aniline**



## LEATHER DESCRIPTIONS

Wild has an untamed beauty that defines the free spirit of this nude, full-aniline leather. With this in mind, all of the natural beauty marks are showcased by the truly natural state of this leather and should be appreciated. Developing a beautiful patina over time, this leather will vary in coloration and grain structure.

### **914600 / 981100 Finished**

Saloon was designed with a gentle, matte finish and a waxy, crackled effect in combination with a patented topcoat making this a finished leather. Saloon was also designed to resist scratching and to have minimal color variation. All of these characteristics combined make Saloon the perfect choice for any leather application.

### **915300 Finished**

Milestone features a very soft hand along with a smooth, tight grain. Milestone is drapeable and versatile for any leather application. As with all finished leathers, it is not always possible to assure the consistency of coloration or grain structure.

### **915700 Aniline**

Southern Comfort is a rough, rugged aniline leather that brings a "mountain lodge" feel to a leather that can be used on any furniture application. Color and grain will vary as this leather is a unique beauty. Do not expect this leather to be uniform in color as highs and lows occur within each hide. All variations shall be considered a testament to the natural beauty of this leather.

### **916100 Aniline**

Revisionist is produced on European hides and blends an oil finish with aniline dyes to create a dimensional pull-up that displays unrivaled character. This beautiful leather will accentuate every curve of the furniture it is applied too. Color and grain variances make this leather a stunning production.

### **916200 Aniline**

Legends is a "one-of-a-kind" article where crusts are brought in to the US and individually hand-wiped to create a beautiful, unique look. Legends colorations and grain structure will vary from hide to hide, due to the unique hand-craftsmanship, only making this an even more remarkable leather choice. Natural wrinkles (belly and neck) are highlighted by the hand-wiping process and further prove to be a testament to the natural authenticity of this leather.

### **916900 Aniline**

Somerset is a very soft, full-grain, heavy-weight leather where the hides are created by spraying 3 different micro-pigment colorations which create a high-low effect. As these are hand-wiped, the three colorations mix, creating great accentuation of color. It

is not always possible to assure consistency of coloration or grain structure.

### **917200 Finished**

Applause is a fully protected leather with a hand-wiped look, the perfect choice for trying to balance a vintage appearance with high wear results. It is not always possible to assure the consistency of coloration or grain structure.

### **917500 Aniline**

Harness is a truly natural leather with a clear, wax finish that reveals all of the features of full grain leather and highlights the rich, natural colors tones. Developing a beautiful patina over time, this leather will vary in coloration and grain structure and will showcase all of the beautiful natural markings this leather has to offer.

### **918200 / 985700 Aniline**

Saddlebag is a rugged, rustic aniline that imparts the spirit of the Old West into a leather that is versatile for all types of applications. It is not always possible to assure consistency of coloration or grain structure. Natural markings are to be expected and appreciated.

### **918500 Aniline-Plus**

Williamsburg, a semi-aniline leather, offers a multi-layer two-toned effect and thick, pebble-grain with and a soft, buttery hand. It is not always possible to assure consistency of coloration or grain structure.

### **918600 Aniline-Plus**

Genesis is a plump, heavy-weight leather that offers an elegant, slight two-toned effect coat with a feel agent to enhance the touch sensation. It is not always possible to assure the consistency of coloration or grain structure.

### **918700 Aniline**

**DO NOT EXPECT THIS LEATHER TO BE UNIFORM IN COLOR OR GRAIN STRUCTURE.** Winchester is distressed with waxes and oils, milled and then polished to create a rich, rustic elegance with a soft, velvety surface touch that highlights the natural aspects of the leather. Natural markings will be highlighted in this leather and should be expected and appreciated.

### **918800 / 986500 Aniline**

Smooth Move is silky and glossy with a mottled, two-toned effect for visual depth and dimension. It is not always possible to assure consistency of coloration or grain structure.

### **919200 Aniline**

**DO NOT EXPECT THIS LEATHER TO BE UNIFORM IN COLOR.** Bozeman is a light-weight, hand-stained full-aniline leather with a drapery hand and

## LEATHER DESCRIPTIONS

authentically weathered aesthetic that highlights all natural features of each hide. The beauty of this leather is the inconsistent highlights of the hand-staining and natural markings. Please be aware that no two pieces of furniture will ever “match” due to the complete uniqueness of this leather. Bozeman is the most unique leather in our line and anyone that owns a piece of furniture in this leather should be proud to own a “one of a kind”.

### **919400 Aniline-Plus**

Barrington is a soft, heavy-weight leather produced with a subtle tri-toned effect with wide range optical appeal. It is not always possible to assure the consistency of coloration or grain structure in this type of leather.

### **919500 / 980800 Aniline**

DO NOT EXPECT THIS LEATHER TO BE UNIFORM IN COLOR OR GRAIN STRUCTURE. Revel in the beauty, own it! Consistently inconsistent, Legendary is a beautiful distressed aniline that creates a rich, rustic elegance with its inconsistently polished areas. Purchasing this leather means embracing the lights and darks of the oil-based pull-up that creates highs and lows in its beautiful color bursts. This will also highlight all of the natural beauty marks found in each hide.

### **919600 Aniline**

Crafted from full-grain buffalo hides, Cambridge features a striking pull-up and authentically aged aesthetic that immediately draws you in. The rich, rustic elegance of Cambridge will certainly vary in coloration and grain structure as will highlight all of the natural markings found within each hide.

### **919900 Nubuck**

DO NOT EXPECT THIS LEATHER TO BE UNIFORM IN COLOR OR GRAIN STRUCTURE.....The soft, velvety hand, bold, energetic coloration and lavish tracking effect of Cottswold exude sophistication and elegance capturing the essence of the luxury of touch. Revel in the beauty of Cottswold knowing you will own a “one-of-a-kind “ with each purchase.

### **920100 Aniline-Plus**

Portofino is a beautiful, semi-aniline leather with deep saturation of color produced on large, beautiful European hides. It is not always possible to assure the consistency of coloration or grain structure.

### **920300 / 986700 Finished**

Dreaming is a clean & crisp, glove-soft, finished leather that is simply perfect for any lifestyle or leather application. Dreaming is for the leather enthusiast seeking the romantic touch of an aniline leather that comes along with a protection story. It is not always

possible to assure the consistency of coloration or grain structure.

### **920400 / 985400 Aniline-Plus**

Elegance is a beautiful, natural grain with a soft sheen. Elegance combines a supple, buttery hand with a remarkable natural pebble grain that is mostly consistent throughout the hide. It is not always possible to assure consistency of coloration or grain structure.

### **920500 Aniline**

Windsor, an incredibly soft, full-bodied aniline, has a subtle yet stunning pull-up effect that further enhances its overall aesthetic, offering additional character and dimension. The beautiful color burst when pulled will be highlighted on all tightly upholstered areas. Please expect dark and light areas due to this gorgeous pull-up effect. Like all aniline leathers, it is not always possible to assure consistency of coloration and grain structure.

### **920600 / 983400 Finished**

Vallentino is a protected leather that features a beautifully balanced two-toned effect. Its see-through effect and smooth, spongy hand make Vallentino the most sought after finished leather. As with all leathers, it is not always possible to assure consistency of coloration or grain structure.

### **920700 / 983800 Aniline**

Naturally beautiful and robust, Juneau, is a hearty, soft, supple aniline with a pronounced pebble grain. Rich, deep, classic colors along with the large pebble grain create visual depth that is versatile and suitable for any style. The slight two-toned effect and medium-sheen topcoat help complete the look. It is not always possible to assure consistency in coloration and grain structure.

### **920800 Aniline-Plus**

Journey is a plump, heavy-weight aniline-plus leather that has an elegant effect coat with a feel agent to enhance the touch sensation. It is not always possible to assure the consistency of coloration or grain structure.

### **920900 Aniline**

Tapestry is a full-grain, hand-antiqued leather that is hand stained with a single aniline dye color to create a tone-on-tone effect and then further topped with a matte clear coat. The beauty of this leather is the unique colorations that stem from the hand-craftsmanship of the hand-staining process along with the varied grain structures of the full-grain hides. This leather is for the complete leather enthusiast that understands the uniquely stained

## LEATHER DESCRIPTIONS

**hides and varied grain structures of a full-grain leather.**

### **921100 / 985200 Finished**

**Triomphe is a natural, top-grain leather that combines a super-soft touch and subtle two-toned effect durable enough for today's energetic families, yet supple enough to impress even the most discriminating leather enthusiast. It is not always possible to assure the consistency of coloration or grain structure.**

### **956700 Aniline (Wipe-off)**

Brindisi is produced with underlying base colors that are revealed by removing the top color once the furniture is built. The leather is "wiped-off" by hand, in certain areas, to create an antiqued, worn look. With this unique type of application, shade and grain variation are expected and appreciated.

### **981500 Finished**

Savoy combines a super-soft, silky hand with a beautiful deep transparent finish. Savoy is a natural complement to any style of furniture and is the perfect choice for any consumer. The lustrous texture and lighter weight gives Savoy its luxurious feel which allows for an excellent drape. Shade and grain variations are possible even within finished leathers.

### **981600 Aniline**

Poetic License is produced with underlying base colors that are revealed by removing the top color once the furniture is built, commonly referred to as a "wipe-off leather". The leather is "wiped-off" by hand in certain areas to create an antiqued, worn look. Naturally, color and grain variations are completely acceptable as this leather showcases a beauty created by the hand craftsman that wipes the furniture. This leather arrives already pre-cut and sewn to certain styles. Please refer to the Married Cover grid in the price list for specific information.

### **982300 Aniline**

Imperial, a hand-wiped aniline, features a smooth hand and flat grain. A special resin is applied to add sheen and a slight whitening effect when the leather is stretched to create a unique, aged look. Since this leather is hand-wiped, each hide will be a unique creation. This leather arrives already pre-cut and sewn to certain styles. Please refer to the Married Cover grid in the price list for specific information.

### **982700 Finished**

Akron is a thick, slightly corrected leather with an embossed effect that results in a nice "tipped" look. Akron has a soft hand and nice subtle savage visual. Akron can compare to full grains in the market while maintaining a tremendous value. Akron is only available in our Married Cover Program, consult the Married

Cover Grid for available styles, which does not allow us to control the placement of natural markings. This leather arrives already pre-cut and sewn to certain styles. Please refer to the Married Cover grid in the price list for specific information.

### **983700 Aniline-Plus**

Lexington is a semi-aniline leather with a smooth, soft hand that is embossed with a subtle, natural grain and a slight mottled two-toned effect. The colorations of Lexington are bold and dynamic. The topcoat is a slightly higher sheen that will help guard against spills. It is not always possible to assure the coloration or grain structure. This is not a completely finished leather but has a partial protective coating. This leather arrives already pre-cut and sewn to certain styles. Please refer to the Married Cover grid in the price list for specific information.

### **986400 Finished**

Bari is a finished leather with a slight cloudy effect created by a subtle two-toned effect. Bari is soft and perfect for any leather application as it has a protective finish coating. This leather arrives already pre-cut and sewn to certain styles. Please refer to the Married Cover grid in the price list for specific information.

### **987300 Finished**

Brooklyn is a traditional leather complete with a slight two-tone savage. Brooklyn is finished with a highly transparent coating to provide depth in clarity while maintaining a wear story and a value in the marketplace. This leather arrives already pre-cut and sewn to certain styles. Please refer to the Married Cover grid in the price list for specific information.

# **MAINTENANCE & CARE TIPS FOR YOUR LEATHER OR FABRIC**

## **FINISHED LEATHERS**

Finished leathers are practical for active households. These types of leathers are finished to provide resistance to staining and offer overall color consistency within a hide. These leathers are less affected by the harmful rays of the sun. Compared to other leather types, Finished Leathers generally require much lower maintenance.

## **ANILINE-PLUS LEATHERS**

Aniline-plus leathers are quite simply aniline leathers PLUS a slight protective coating. This protective coating can be light pigmentation, staining, or a protective top-coat. These leathers offer the hand of an aniline while adding a slight coat of protection. These leathers are more affected by the harmful rays of the sun simply because they are not as heavily protected as finished leathers.

## **ANILINE LEATHERS**

Aniline leathers are the closest to a pure and natural form. These leathers are tanned and colored with transparent dyes exclusively. The transparent dying process allows you to see the rich color hues unique to each hide and shows off each hide's one of a kind grain pattern. The rarest of Aniline leathers reflect the unaltered full top grain of the surface and have a remarkable skin-like feeling. Aniline leathers can also be made to highlight effects such as wax or oil pull-up, pebble grains, sauvages or distressing.

## **NUBUK LEATHERS**

Nubuk leathers have the most varied and unique textures of all leathers. As soon as you sit down and feel the surface, you will know why people love Nubuk. These leathers are also dyed with transparent dyes, but the surface grain is machined with fine brushes to create the texture and famous Nubuk effect. It is almost like having a velvet leather. This effect gives the leather color depth and shading not found in any other type. Nubuk leathers can be made to create many different looks, from the most formal and refined to rugged casual.

## **GENERAL CARE TIPS FOR ALL TYPES OF LEATHERS**

- Try to maintain at least two feet between your furniture and heating sources.
- Avoid placing your furniture in direct sunlight. All materials will fade over time when placed in direct sunlight. Take extra precautions to safeguard Aniline and Nubuk leathers from sunlight.
- Like all items in your house, leather will accumulate dust. Vacuum on a weekly basis to keep the dust particles from settling in the grain of the leather.
- All leathers perform better when preventative maintenance is practiced. For specific cleaning information contact:

## **FABRIC CLEANING CODES & INSTRUCTIONS**

The following recommended cleaning codes are devised as the result of tests conducted by the fabric manufacturers and adhering to the methods requested by the Joint Industry Standards committee. They in no way intend to imply that we are in any way guaranteeing these fabrics or the cleanability thereof. Professional dry cleaning is recommended. To prevent overall soiling, frequent vacuuming or light brushing is recommended.

**S** Clean this fabric with pure solvents (Petroleum Distillate-based Products). Professional dry cleaning is recommended. **CAUTION:** Use of water-based or detergent-based solvent cleaners may cause excessive shrinking.

**W** Clean this fabric with water-based foam to remove overall soil. Many household cleaning agents are harmful to the color and life of a fabric.

**WS** Clean this fabric with water-based cleaning agents, foam, or pure solvents (Petroleum Distillate-based Products).

**DC** Clean this fabric by Professional Dry Cleaning only.

## Novelty Leather Program

<u>Style</u>	<u>Placement Options</u>	<u>Upcharge</u>
<b>Sofas/Loveseats</b>	Outarms, Outbacks, Front Rail, Arm Panels	\$825
	Seat Cushions Only	\$249 per seat
<b>Chairs/Swivels</b>	Outarm, Outback, Front Rail, Arm Panels (Certain Arm Panels restricted)	\$495
	Seat Cushion Only	\$495
	Inback Only	\$249
<b>Ottomans (w/chairs)</b>	Base of Ottoman	\$165
<b>Decorative Ottomans</b>	Base of ottoman / Band of ottoman 345-OT = 2 top pieces in Hair on Hide	\$495
<b>Recliners</b>	Outarms, Outback, Outwing & Arm Panels (Outwing if applicable) (Certain Arm Panels restricted)	\$495
	Seat Cushion Only	\$249
	Arm Panels only on any of the above pieces	\$165
<b>** Placement of covers can not deviate from the above list **</b>		
Novelty Leather Selections		
<b>964300-25</b>	"Galaxy" Small Pebble grain pattern (jade/charcoal mix)	
<b>967800-40</b>	"Momentum" Small Scale random Embossed (sky blue)	
967800-48	"Momentum" Small Scale random Embossed (indigo)	
<b>967800-97</b>	"Momentum" Small Scale random Embossed (charcoal/silver metallic)	
967800-88	"Momentum" Small Scale random Embossed (taupe/chocolate)	
972500-85	Light Exotic Brindle Hair On Hide (Shading varies from hide to hide)	
972500-87	Medium Exotic Brindle Hair On Hide (Shading varies from hide to hide)	

Please note the placement of all HOH (Hair-on-Hide = 9725) is limited to outside pieces and borders of tufted or large Decorative Cocktail Ottomans

Novelty leathers can not be used for welt. Please select plain leather of choice if plain leather deviates from the Primary Cover

## Tibetan Sheep Skin Program

10 x 20 Bolster	Choose your color (see list below)	\$249
Pillow (SHP10x20)	face side only	
20 x 20 Throw	Choose your color (see list below)	\$363
Pillow (SHP20x20)	face side only	
Throw	THROW-80 for color 964900-80	\$495
	THROW-88 for color 964900-88	
	THROW-91 for color 964900-91	
400-25 Club Chair	Choose your color (see list below)	\$249 upcharge
Bolster	face side only/primary cover on backside	

## Sheep Skin Color Selections

964900-80	"Gobi" Cashmere (soft creamy hair 4" +/-)
964900-88	"Gobi" Brazin Ombre (soft, chocolate/cream ombre hair 4" +/-)
964900-91	"Gobi" Royal Romance (soft, gray hair 4" +/-)

\*\* Photographs of all of these novelty/sheep skin hides can be found on our website \*\*  
under the leather information section at [www.bradington-young.com](http://www.bradington-young.com)