

BY

BRADINGTON-YOUNG

A Hooker Furnishings Company

January 17, 2024
Suggested Retail Price List

4040 10th Avenue Drive SW

Hickory, NC 28602

P: 276-656-3322

F: 1-800-388-2289

Orders: byorders@hookerfurniture.com

Customer Care: by@hookerfurniture.com

www.bradington-young.com

Table of Contents

Style/Name Reference Grid:	Pages 1 - 2
How to Write a Bradington-Young Order:	Page 3
Construction Story:	Page 4
Manufacturer's Warranty:	Page 5
COM Identification Form:	Page 6
COM Customer COC Form:	Page 7
Pillow/Special Pricing Grid:	Pages 8 -10
Recliner Description Page:	Page 11
Price Grid by Style:	Pages 12 - 73
Leather Manifest by Grade:	Page 74
Fabric Manifest - Numeric Sequence	Pages 75 - 79
Married Cover Pricing Grid / Sensible Seating:	Pages 80 - 82
BYX - Fast Ship Program:	Pages 83 - 85
Plaza Midwood Program:	Pages 86 - 88
Luxe For Living Program:	Pages 89 - 93
Luxury Motion Programs:	Pages 94 - 98
Sectional Seating by Design:	Pages 99 - 101
Collage Program:	Page 102
Leather Descriptions:	Pages 103 - 106
Leather/Fabric Care:	Page 107
Novetly Upcharge Grid:	Pages 108 - 109

Style/Name Reference Grid

Style Name	Style Number	Page Number	Style Name	Style Number	Page Number
Abbott	7003 Recliner	71	Discovery	962 Series	59-62
Adrian	451-25SW	28	Eastwood	143-25EC	12
Alora	745 Group	40	Ebony	148-25EC	13
Alta	4104 Recliner	68	Eden	140-25EC	12
Amos	360-25SW	24	Edward	145-25EC	12
Andre	301-25 SG	22	Elanora	142-25EC	12
Ani	3032 / 7032 & SG	63; 71	Emilio	141-25EC	12
Artemis	344-25SW	23	Emma	146-25EC	13
Atmosphere	6453ZG / -PH	71	Emyrsen	624 Group: 3624	36; 66
Atticus	7026 & SG	71	Evelyn	144-25EC	12
Aurora	445-25	26	Everett	3632 Recliner	66
Bancroft	3001BY Recliner	62	Fair n Square	804, 805, 806, 807-SQ	46-48
Barcelo	7411 & SG	73	Fallon	449-25/OT/SW	27-28
Barker	478 Series, 3478	29-30; 67	Fredricksen	358-25/OT/SW	24
Barnabus	406 / 486 Series	25; 30	Gabriel	3307 Recliner	64
Benson	951 Series	57-59	Galloway	3007 Recliner	62
Blair	302-25SW	22	Gallin	408-25 & OT	25-26
Broderick	4003 Recliner	67	Gray	155-25EC	13
Brooklyn	734 Series	38-39	Halcyon	3642 Recliner	66
Carrado	780 Series	45	Hambrick	950 Series	57-59
Charlotte	3080 Recliner	63	Hanley	223 Series; 3223	18-21; 64
Chippendale	4114 Recliner	68	Hannah	7004 Recliner	71
Christopher	318 Series/ 3318	22-23; 66	Haskins	5007 Recliner	69
Celestial	6452ZG / -PH	70	Hayden	452-25SW	28
Cloud	6451ZG / -PH	70	Henley	3076 / 7076 & SG	63; 72
Crew	742 Series	39	Hoff	880 Series	53-54
Davidson	534 Series	33	Hughes	4020 Recliner	67
Davidson	4534 / 7534 & SG	69; 73	Huss	3020 Recliner	63

Style Name	Style Number	Page Number	Style Name	Style Number	Page Number
Imagine	960 Series	59-62	Randleman	229 Series; 3229	18-21; 64
Isabella	3740	67	Raven	969 Series	59-62
Jaden	517/587 Series	31-32; 34	Raylen	604 Series	35-36
Jaxon	321-25 SW	23	Raymond	201 Group	13-18
Johnston	949 Series	57-59	Rects	804,805,806,807-REC	46-48
Kara	3084,7084 & SG	64; 72	Rects	800-REC & 802-REC	46
Kipton	3033 Recliner	63	Rects XL	808, 809, 810-RECXL	48
Kirby	463-25 & OTT	28	Reddish	579 Series	33-34
Lancaster	3410 Recliner	65	Reddish	3079 / 7079/SG	63; 72
Layna	518 Series	32	Reece	202 Group	13-18
Lennon	732 Series; 3732	38; 67	Relaxan	3640 Recliner	66
Liam	3328	65	Restin	3641 Recliner	66
Luna	316-25 SW	22	Revelin	203 Group	13-18
Madison	770 Grp; 3770/7770	41-45; 67; 73	Richardson	866 Series; 4866	48-49; 69
Madison	870 Series	49-53	Robinson	206 Group	13-18
Mallory	774 Grp; 3774/7774	41-45; 67; 73	Roen	411-25-SW, 411-OT/SW	26
Mallory	874 Series	49-53	Roswell	3322 Recliner	65
Manning	773 Grp; 3773/7773	41-45; 67; 73	Ryder	8010 Lift Chair	73
Manning	873 Series	49-53	Schaumburg	4009 Recliner	67
Marietta	340-25 SW/SG	23	Sky	6450ZG / -PH	70
Marleigh	772 Grp; 3772/7772	41-45; 67; 73	Sterling	221 Series; 3221	18-21; 64
Marleigh	872 Series	49-53	Taraval	400-25 & OT	24
Maxwell	4115 Recliner	68	Tatum	626 Group; 3626	37; 66
Mayes	3216 Recliner	64	Thomas	3156 / 7156 & SG	64; 72
Melville	771 Grp; 3771/7771	41-45; 67; 73	Timber	3547	65
Melville	871 Series	49-53	Truitt	7085 & SG	72
Mila	335-25SW	23	Walsh	4043 Recliner	68
Miller	4040 Recliner	68	Warner	220 Series; 3220	18-21; 64
Natalie	7251 & SG	73	Well-Rounded	804, 805, 806, 807-RD	46-48
Newman	916 Series	54-57	West Haven	759 Series	40-41
Nicoletta	968 Series	59-62	Whitaker	920 Series	54-57
Noah	477 Group	29	William	4068 Recliner	68
Norman	7101 & SG	72	Winter	625 Group	36-37
Oliver	448 Series	27	Yorba	508 Series	31
Presidential	4128 / 4130-BY	69	Yorba	4508-BY / 7508 & SG	69; 73
Raiden	204 Group	13-18	Zion	600 Series; 3600	35; 65

HOW TO WRITE A BRADINGTON-YOUNG ORDER

1 CONDITIONS OF SALE: Merchandise is manufactured to customer's specifications **CANCELLATIONS WILL NOT BE ACCEPTED AFTER A STYLE(LINE-ITEM) ON AN ORDER IS SCHEDULED FOR PRODUCTION!** Prices, Dimensions and Manufacturing Specifications are subject to change without notice.

2 TERMS: Our standard terms are Net 30, unless otherwise specified.

3 CALIFORNIA TB117-2013 FLAMMABILITY CODE: All styles meet California TB117-2013 Flammability Code

4 ORDER INFORMATION REQUIRED: The following information should be included with any order to avoid delays in processing and to insure that you receive what you wanted:

- | | |
|---|---|
| * Dealer Name | * Description |
| * Dealer Billing Address | * Cover Number (xxxx-xx)/Numbers (combo) |
| * Dealer Ship to Address | * Finish choice |
| * Any Special Instructions including routing | * Nail choice (if available) |
| * Quantity | * Any other options requested |
| * Style Number | |
- (See Pricing Grid for Required Options per Style)

* **Orders:** Our orders are entered by style numbers, not names. We make every effort to proof all orders for errors but we request that you carefully review your order acknowledgement for accuracy.

You may send your order via email to: byorders@hookerfurniture.com

5 BRADINGTON-YOUNG WOOD FINISHES: Below is a list of our available wood finishes.


- * **American Honey (AH)** Organic feel enriched by a warm, honey-toned coloration
- * **Casablanca (CB)** Deep rich brown with flyspecks and hand distressing.
- * **Cobblestone (CO)** Deep rich taupe/brown in color accented by medium dry brushing and distressing.
- * **Dockside (DS)** Warm taupe tones accented with distressing. Two coats of sheen lacquer glazed and brushed.
- * **Ebony (EB)** One coat of black enamel.
- * **Mahogany (MH)** One coat of dark brown stain.
- * **New Classiques (NC)** Medium Brown in color with dark light highlights and light flyspecks.
- * **Plantation (PL)** Deep rich brown in color. No distressing or flyspecks.
- * **Stone (ST)** Warm gray tones accented by dry hand brushing.

Any order received without a specified finish will be produced in our standard finish: (Mahogany) unless the standard for that style is listed otherwise.

6 BRADINGTON-YOUNG DECORATIVE NAIL FINISHES: Below is a list of our available nail finishes.

All of our nails are available in 4 sizes. Any deviation from the standard size for each style will result in an upcharge.

- | | |
|------------------------------|------------------------|
| * Antique (AN) | * Nickel (NI) |
| * French Natural (FN) | * Old Gold (OG) |
| * Gunmetal (GM) | * Pewter (PN) |
| * Natural (BN) | |



15/16" 7/8" 5/8" 7/16"

Any order received without a specified nail finish will be produced in our standard nail finish: Natural unless the standard nail finish for that style is listed otherwise.

A change in size from the standard nail for any given style will require an upcharge per piece unless that style cannot be produced with an alternate size nail.

Please refer to our website: www.bradington-young.com for a color reference of our wood and decorative nail finishes

CONSTRUCTION STORY INSIDE AND OUTSIDE

FRAME: Multi-ply, 7/8" engineered laminated hardwood frames are precision machined for an exact fit. Mortise and Tenon joints are reinforced with cross-banding to create frames with superior dimensional stability.

SEAT DECK: Motion styles utilize a rigid bar spring unit that evenly distributes the weight load offering unparalleled seating comfort for our reclining chairs. Stationary styles employ double-cone coil springs that are eight-way hand tied and then secured to polypropylene webbing that is reinforced with steel banded grids for additional support.

SEAT CUSHIONS: Standard seat cushioning is style specific and consists of one of three offerings:

HR FOAM: A high resilient (HR) polyurethane core cut to boxing size and wrapped in a layer of polyester fiber. The fiber-wrapped core is then topped with a channeled envelope generously filled with virgin polyester fibers encased in a down-proof muslin ticking providing a slow release of air for the occupant.

PREMIER DOWN: These cushions are constructed from a two-tier foam foundation. The bottom layer is firm for lasting support and the top layer is soft for sink-in comfort. The cushions are then wrapped in a down proof ticking filled with a generous blend of down, feathers and fibers. This cushion is designed to relax and "puddle" for a luxurious, lived-in look that complements our more casually styled offerings.

SPRING DOWN: Cushions consist of a 4 1/2" MARSHALL coil unit encased in premium foam. The cushion is then wrapped with a low-melt fiber on top and bottom. The Spring Down cushion is then surrounded by a down-proof ticking filled with a luxurious blend of down, feathers and fibers. This cushion is designed to provide superior comfort combined with great resiliency.

BACK AND HEAD PILLOWS: Filled with 100% virgin polyester fibers enclosed in a special ticking designed to provide pillow-soft comfort.

RECLINING MECHANISMS: Heavy gauge, high tensile strength steel is used to create mechanisms that provide years of trouble-free operation. Our mechanisms are secured to the frames using a welded steel chassis assembly for superior strength and stability. All reclining styles and certain comfort loungers are also available with a motorized (power) option (excluding certain comfort loungers and swivel gliders). Standard Power on these styles will use a Power Button (PB). Battery Pack option for all Power Recliner Mechanisms uses a Power Battery Pack Button (BB). **All Wall-Hugger styles (7000 Series), Comfort Loungers and Varitilts** (non-power) have an inside mechanism release located between the seat deck and the inside arm. For Wallhugger and Swivel Glider recliners, a new Outside release option is now available.

INTERIOR FILLING: Pattern cut urethane foam is padded with polyester fibers for increased comfort, loft, resilience and shape retention.

OUTSIDE PADDING: For quality tailoring and durability, the outsides of our offerings are padded with strong bonded fibers.

STANDARD MATTRESS

The manufacturer's standard mattress (-79) is a queen size (60" X 72") featuring 6-inch innerspring coils, 13 across and 10 length-wise, for a total of 130 coils. The mattress is 5 1/2" thick and features the finest materials standard in the furniture industry today. See individual styles for pricing.

AIR DREAM MATTRESS

The manufacturer's air dream ultra-mattress (-69) is a queen size (60" x 72") featuring a 6" Air bladder and a total of 276 coils. The mattress is 10" fully inflated, 5" deflated and features the finest materials standard in the furniture industry today.

FIRE RETARDANCE

We are following the studied recommendations of the TB117-2013 in engineering our materials so that we can reduce the possible ignition of a burning cigarette. **Care needs to be exerted by all in order to prevent needless fires.**

Dimensions for each style are listed in the body of the price list grid. Please note these dimensions are approximate and may vary up to 2 inches because each style is handmade.

MANUFACTURER'S WARRANTY

MANUAL RECLINING MECHANISMS, HOME OFFICE MECHANISMS AND SPRINGS: Bradington-Young warrants to you, the original retail purchaser, protection against defective materials or workmanship for a period of five (5) years from the original date of purchase, based on reasonable use. Bradington-Young will, at its discretion, repair or replace the part of the mechanism that is defective. After the first year of use, the mechanism warranty covers replacement parts only and does not cover any associated labor or shipping costs.

FRAME PARTS: Bradington-Young warrants to you, the original retail purchaser, protection against materials or workmanship for the useful life of the product, as long as it remains upholstered in the original covering and is used under normal conditions. Bradington-Young will, at its discretion, repair or replace the part that is defective. After the first year of use, the frame warranty covers replacement parts only and does not cover any associated labor or shipping costs.

FILLING MATERIALS: Bradington-Young warrants to you, the original retail purchaser, protection against defective materials or workmanship of the inside back filler, padding and other filling materials for a period of one (1) year from the date of original retail purchase. Compression of filling materials with use is normal and should not be considered loss of resiliency.

CUSHION CORES: Bradington-Young warrants to you, the original retail purchaser, protection against abnormal loss of resiliency for the useful life of the product, as long as it remains upholstered in the original covering and is used under normal conditions. Some softening and flattening of the foam core and fiber/feather wraps should be expected and will not be considered defective. After the first year of use, the cushion core warranty covers replacement cores only and does not cover any associated labor or shipping costs.

POWER RECLINE: Bradington-Young warrants to you, the original retail purchaser, protection against a defective power recline mechanism for a period of (3) years from the date of original retail purchase. Bradington-Young will, at its discretion, repair or replace the part of the mechanism that is defective. After the first year of use, the mechanism warranty only covers replacement parts and does not cover any associated labor or shipping costs. Please understand that Bradington-Young will invoice you for the new parts but will be glad to credit you for the old parts if returned within 30 days.

BATTERY PACK (POWER RECLINER OPTION): Bradington-Young warrants to you, the original retail purchaser, protection against a defective battery pack associated with the power recliner option for a period of one (1) year from the original date of purchase. The mechanism warranty only covers replacement parts and does not cover any associated labor or shipping costs. Battery pack cycle will vary based on use and the use of the USB for devices. Battery packs recharge in 8 hours and can retro-fit to past motors and control boxes (cable needed). More battery pack information can be found on our website, www.bradington-young.com.

CLAIMS: To make a claim under this Warranty, contact the dealer from whom the product was purchased with your dated proof of purchase. If the dealer finds return to the factory to be necessary, repair or replacement of defective parts will be made through the dealer during the first year at no cost to the customer, except for the cost of packing and shipping to and from the factory. **After the first year of purchase, the above warranty covers REPLACEMENT PARTS ONLY and does not cover labor or shipping costs of parts. After the first three years, the mechanism must be returned to Bradington-Young in order to take advantage of the Warranty.**

WARRANTY LIMITATIONS: This warranty does **NOT** include:

- The wearing quality, durability, and color fastness of **FABRICS OR LEATHERS**.
- Any condition resulting from incorrect or inadequate maintenance, cleaning, or care.
- Any condition resulting from other than ordinary residential wear, or from any use for which the product was not designed.
- Bradington-Young is **NOT** responsible for fading or discoloration of leather due to sunlight (direct or indirect) or body oils.
- Bradington-Young is **NOT** responsible for pickup and delivery charges for local repairs or inspections under the above warranty.
- Any condition resulting from the use of **ANY** aftermarket product up to and including cleaning/conditioning product or power supply components.

Bradington-Young's obligation under this Warranty is limited to repair or replacement in accordance with the terms of this warranty. There are no warranties, either expressed or implied, offered by Bradington-Young other than those herein described. Coverage under this Warranty does not include incidental or consequential damages other than the coverage described above. Some states do not allow limitation on how long an implied warranty lasts or the exclusion or limitation of incidental or consequential damages, so the above limitations or exclusions may not apply to you. This warranty gives you specific legal rights, and you may also have other rights, which vary from state to state. Any questions concerning the product or this Warranty should be addressed to Bradington-Young

Attn: Director of Customer Service; 4040 10th Ave DR SW, Hickory, NC 28603.

To avoid problems, written authorization from the factory is needed before the return of merchandise for any reason. All inquiries should be sent to the following address: **Bradington-Young, Attention: Parts & Service, 4040 10th Ave DR SW, Hickory, NC 28603. Phone: 276-656-3322 and Fax: 1-800-388-2289 or email us at: by@hookerfurniture.com.** Authorization for local repairs of goods manufactured by Bradington-Young must be obtained from the Bradington-Young Parts & Service department, prior to repairs.

BY

BRADINGTON-YOUNG

COM Identification Form

*COM orders will not be acknowledged until our office receives this completed form or a COM waiver form in its place.

Customer Order #: _____

Dealer Name: _____

Dealer Address: _____

Tag For: _____

Fabric Source: _____
(Shipping From)

Product Style #'s: _____

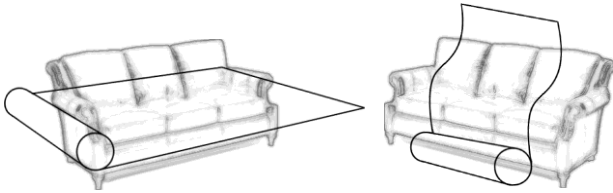
Contact Person: _____

Phone #: (____) _____ - _____



Attach swatch facing "Right Side Up" and in correct direction for application (top to bottom).

Fabric Application



Railroad "Across the roll" (Circle One) Non-Railroad "Up the roll"

If the swatch attached does not comply with the "Fabric Application" noted to the left, we will proceed with production according to the direction of the attached swatch.



Attach application instructions.

Same Fabric All Over? _____

If using more than one fabric, please complete special instructions section. This information should spell out in detail which pillows to contrast, cording and fringe applications, etc. Use back of this page and / or an additional page, if necessary. Pictures or drawings are welcomed. If you would like us to use our own discretion in cutting, please sign below and faxback.

Primary Yardage Shipped: _____

Contrasting Yardage Shipped: _____

Cord, Fringe, Bullion Shipped: _____

of Tassels Shipped: _____

NOTE: If desired, a request for the return of excess yardage must accompany this order. Yes, Please return excess yardage.

If Backing is required for COM fabric, there will be an additional \$125.00 charge per roll for this service. We will obtain dealer's consent before proceeding with the backing process.

Signature _____ Date _____

SPECIAL INSTRUCTIONS

CUSTOMER'S OWN MATERIAL

CERTIFICATION OF COMPLIANCE & INDEMNIFICATION OF HOOKER FURNISHINGS

Hooker Furnishings and its family of upholstery brands – including Bradington Young, Sam Moore Furniture, and H Contract (collectively “Hooker Furnishings”) – provide the option for Customer Owned Materials (“COMs”) to be used in upholstered products. It is of course necessary that these materials comply with applicable laws. The Safer Occupancy Furniture Flammability Act (“SOFFA”) regulates the flammability of upholstery in the United States by mandating the adoption of California’s TB 117-2013. There are also a growing number of state laws pertaining to the use of flame retardants and stain resistant substances known as per-and polyfluoroalkyl substances (“PFAS”). As a condition of Hooker Furnishings accepting COMs, the company requires certification that the materials comply with applicable laws and that the customer will indemnify and hold Hooker Furnishings harmless for the use of the COMs selected and supplied by the customer.

Hooker Furnishings offers a wide variety of fabrics, all of which comply with applicable federal and state laws. Should you prefer to use COMs, Hooker Furnishings requires that both sections of the certification below be completed, and that this form be signed by an authorized representative of the customer.

I certify that the cover fabric meets one of the two conditions below:

- The fabric I am supplying passes section 1 of SOFFA/California TB117-2013.

or

- The fabric I am supplying does not pass section 1 of SOFFA/California TB117-2013. I understand an approved barrier material must be used, and I agree to the additional corresponding charge of such barrier material.

Additionally, Hooker Furnishings requires that COMs be free of flame retardants and PFAS.

- By checking this box, I certify that the materials I am supplying to Hooker Furnishings are free of all flame retardants and PFAS.

I further state that I am authorized representative of the company listed below and that the company (the Indemnitor) will indemnify and hold harmless Hooker Furnishings and its officers, employees, agents, and insurers (Indemnitees) from any and all claims, liabilities, demands, suits, cause of action or proceedings of any kind or nature, losses or damages, including attorneys’ fees and costs of defense, which may result from any material supplied to Hooker Furnishings.

Signed: _____

Name Printed: _____





















Title: _____

Company: _____

Date: _____

Accentrics Home
Bradington-Young
H Contract
Hooker Furniture
PRI
Pulaski
Sam Moore
Shenandoah Furniture
SLF
SLH
Sunset West

Toss Pillows Price Grid

							
ITEM NUMBER: DESCRIPTION:	150-16 16" SQUARE PILLOW WITH SELF-WELT <small>Measured corner to corner</small>	150-18 18" SQUARE PILLOW WITH SELF-WELT <small>Measured corner to corner</small>	150-20 20" SQUARE PILLOW WITH SELF-WELT <small>Measured corner to corner</small>	150-22 22" SQUARE PILLOW WITH SELF-WELT <small>Measured corner to corner</small>	150-24 24" SQUARE PILLOW WITH SELF-WELT <small>Measured corner to corner</small>	150-26 26" SQUARE PILLOW WITH SELF-WELT <small>Measured corner to corner</small>	151-16 16" SQUARE PILLOW WITH DOUBLE- NEEDLE STITCHING <small>Measured corner to corner</small>
STANDARD FILL:	TRILLIUM 100% Micro-Denier Fiber	TRILLIUM 100% Micro-Denier Fiber	TRILLIUM 100% Micro-Denier Fiber	TRILLIUM 100% Micro-Denier Fiber	TRILLIUM 100% Micro-Denier Fiber	TRILLIUM 100% Micro-Denier Fiber	TRILLIUM 100% Micro-Denier Fiber
FRINGE UPCHARGE (COM ONLY):	\$45	\$45	\$45	\$45	\$45	\$45	N/A
CONTRASTING WELT OPTION:	YES	YES	YES	YES	YES	YES	N/A
CONTRASTING FABRIC WELT:	\$30	\$30	\$30	\$30	\$30	\$30	NO
CONTRASTING LEATHER WELT:	\$60	\$60	\$60	\$60	\$60	\$60	N/A
FABRIC GRADE I / COM / II & FABRIC GRADE III	\$146	\$156	\$165	\$175	\$185	\$198	\$146
FABRIC GRADE IV, V, & VI	\$179	\$189	\$202	\$212	\$222	\$231	\$179
LEATHER (ANY GRADE)	\$231	\$241	\$258	\$278	\$294	\$314	\$231
							
ITEM NUMBER: DESCRIPTION:	151-18 18" SQUARE PILLOW WITH DOUBLE- NEEDLE STITCHING <small>Measured corner to corner</small>	151-20 20" SQUARE PILLOW WITH DOUBLE- NEEDLE STITCHING <small>Measured corner to corner</small>	151-22 22" SQUARE PILLOW WITH DOUBLE- NEEDLE STITCHING <small>Measured corner to corner</small>	151-24 24" SQUARE PILLOW WITH DOUBLE- NEEDLE STITCHING <small>Measured corner to corner</small>	151-26 26" SQUARE PILLOW WITH DOUBLE- NEEDLE STITCHING <small>Measured corner to corner</small>	152-16 16" SQUARE PILLOW WITH FLANGE <small>Measured corner to corner</small>	152-18 18" SQUARE PILLOW WITH FLANGE <small>Measured corner to corner</small>
STANDARD FILL:	TRILLIUM 100% Micro-Denier Fiber	TRILLIUM 100% Micro-Denier Fiber	TRILLIUM 100% Micro-Denier Fiber	TRILLIUM 100% Micro-Denier Fiber	TRILLIUM 100% Micro-Denier Fiber	TRILLIUM 100% Micro-Denier Fiber	TRILLIUM 100% Micro-Denier Fiber
FRINGE UPCHARGE (COM ONLY):	N/A	N/A	N/A	N/A	N/A	N/A	N/A
CONTRASTING WELT OPTION:	N/A	NO	NO	NO	NO	NO	NO
CONTRASTING FABRIC WELT:	NO	N/A	N/A	N/A	N/A	N/A	N/A
CONTRASTING LEATHER WELT:	N/A	N/A	N/A	N/A	N/A	N/A	N/A
FABRIC GRADE I / COM / II & FABRIC GRADE III	\$156	\$165	\$175	\$185	\$198	\$146	\$156
FABRIC GRADE IV, V, & VI	\$189	\$202	\$212	\$222	\$231	\$179	\$189
LEATHER (ANY GRADE)	\$241	\$258	\$278	\$294	\$314	\$231	\$241
							
ITEM NUMBER: DESCRIPTION:	152-20 20" SQUARE PILLOW WITH FLANGE <small>Measured corner to corner</small>	152-22 22" SQUARE PILLOW WITH FLANGE <small>Measured corner to corner</small>	152-24 24" SQUARE PILLOW WITH FLANGE <small>Measured corner to corner</small>	152-26 26" SQUARE PILLOW WITH FLANGE <small>Measured corner to corner</small>	153-08 8 X 18 RECTANGULAR WITH SELF-WELT	153-10 10 X 20 RECTANGULAR WITH SELF-WELT	
STANDARD FILL:	TRILLIUM 100% Micro-Denier Fiber	TRILLIUM 100% Micro-Denier Fiber	TRILLIUM 100% Micro-Denier Fiber	TRILLIUM 100% Micro-Denier Fiber	TRILLIUM 100% Micro-Denier Fiber	TRILLIUM 100% Micro-Denier Fiber	
FRINGE UPCHARGE (COM ONLY):	N/A	N/A	N/A	N/A	\$45	\$45	
CONTRASTING WELT OPTION:	NO	NO	NO	NO	YES	YES	
CONTRASTING FABRIC WELT:	N/A	N/A	N/A	N/A	\$30	\$30	
CONTRASTING LEATHER WELT:	N/A	N/A	N/A	N/A	\$60	\$60	
FABRIC GRADE I / COM / II & FABRIC GRADE III	\$165	\$175	\$185	\$198	\$156	\$175	
FABRIC GRADE IV, V, & VI	\$202	\$212	\$222	\$231	\$189	\$212	
LEATHER (ANY GRADE)	\$258	\$278	\$294	\$314	\$225	\$258	

Toss Pillows Price Grid (Continued...)

ITEM NUMBER: DESCRIPTION:	153-12 12x20 RECTANGULAR LEATHER/FABRIC COMBINATION	153-13 12x20 RECTANGULAR LEATHER/FABRIC COMBINATION	154-20 20" SQUARE PILLOW BORDERED LEATHER FABRIC COMBINATION	Novelty / HOH Pillow ANY SIZE	ARM COVERS 17 X 17	HEADREST COVER 17 X 17	
STANDARD FILL:	TRILLIUM 100% Micro-Denier Fiber	TRILLIUM 100% Micro-Denier Fiber	TRILLIUM 100% Micro-Denier Fiber	TRILLIUM 100% Micro-Denier Fiber	N/A	N/A	
FRINGE UPCHARGE (COM ONLY):	N/A	N/A	N/A	N/A	N/A	N/A	
CONTRASTING WELT OPTION:	YES	NO	NO	REQUIRED	NO	NO	
CONTRASTING FABRIC WELT:	N/A	N/A	N/A	Must choose Fabric or Leather Contrasting Welt; Novelty/HOH	CUT FROM RANDOM PLACEMENT IN FABRIC	CUT FROM RANDOM PLACEMENT IN FABRIC	
CONTRASTING LEATHER WELT:	N/A	N/A	N/A				
FABRIC GRADE I / COM / II & FABRIC GRADE III	Primary Cover - Choice of any grade of leather Contrasting Fabric - Choice of any grade of fabric	Primary Cover - Choice of any grade of fabric Contrasting Leather Panels - Choice of any grade of leather	Primary Cover - Choice of any grade of fabric Contrasting Leather Border - Choice of any grade of leather	Novelty/HOH will only be applied to one side of the pillow; will not breathe with both sides. Choice on backside cover.	\$165 PER PAIR	\$83	
FABRIC GRADE IV, V, & VI	Wellt - Choice of Any leather or fabric Placement MUST remain the same	Placement MUST remain the same	Placement MUST remain the same				
PO1 / PO2 (PILLOW & OTTOMAN PGRM)							
LEATHER (ANY GRADE)	\$248	\$248	\$248	NV - \$429 NVPR - \$195	\$264 PER PAIR	\$132	

SPECIAL PRICING INFORMATION

FABRIC CUT YARDAGE:

FABRIC GRADES	I	II	III	IV	V	VI
Cut Yardage (Per Yard)	\$63	\$93	\$123	\$152	\$182	\$212

LEATHER BY THE SQUARE FOOT:

LEATHER GRADES	Grade 1	Grade 2	Grade 3	Grade 4	Novelty	Novelty Premium
Sold by the Hide Only (Per SF)	\$24.75	\$28.25	\$34.75	\$41.25	\$49.50	\$57.75

CONTRASTING WELT UPCHARGE GRID:

CUSHION CHANGE UPCHARGE GRID:

CONTRASTING WELT OPTION ON ALL PIECES			ITEM	Charge
ITEM	FABRIC	LEATHER		
SOFA/SLEEPER	\$132	\$413	SOFA/SLEEPER	\$225
LOVESEAT/ WEDGE/CHAISE	\$115	\$330	LOVESEAT/ WEDGE/CHAISE	\$150
CHAIR/ ARMLESS/RECLINER	\$99	\$248	CHAIR/ ARMLESS/RECLINER	\$75
OTTOMAN	\$99	\$198		
<i>NOTE: Inverted welt out of same leather - no charge.</i>			<i>**Any change from non-standard cushion will result in these charges. This will include choice of Extra Firm**</i>	

Upcharge to Finish Sectional Pieces to Stand Alone

Sectional Pieces that are built to hook up to other Sectional Pieces are not completely finished to stand alone.
To do so will add a \$225 upcharge.

Upcharge to Change Nail Size

A \$50 upcharge will apply anytime the nail size is changed from the standard nail size listed in price list.

Decorative / Cocktail Ottoman Contrasting Border Upcharge

Contrasting Border in Fabric: \$300 upcharge
Contrasting Border in Leather: \$450 upcharge
Contrasting Border in Novelty/Novelty Premium Leather: See Novelty Pricing in Pricing Grid

POWER RECLINE OPTIONS:

Recliners (some are standard with PB....see grid for details)	Luxury Motion/Luxe For Living (per motorized unit)
Power Button (PB) \$300	Power Button with Lumbar (PBL) \$150
Power Button with Battery Pack (BB)...if PB is Standard \$300	Power Button with Battery Pack (BB) \$300
Power Button with Battery Pack (BB)... if PB is not standard \$600	Power Button with Battery and Lumbar (BBL) \$450

Power Buttons

Power Supply Options



Soft Touch Power Button

Photo of Soft Touch Power button
Available on Recliners only

Actual size: 2 5/8" x 1 1/4"

2 Button Soft Touch w/ USB



Photo of 2 Button Soft Touch w/ USB
Available only on 949, 950, 951 and 985 Groups

Actual size: 4 1/2" x 1 1/2"

Power Headrest Power



Photo of Power Headrest Power Button
featuring buttons for operation of footrests and
headrests. Also features memory and
on/off USB switch

Actual size: 3 1/4" x 2"

Power Headrest Power w/ Lumbar



Photo of Power Headrest Power Button
featuring toggles for footrests,
headrests, & lumbar. Also features
memory and on/off USB switch

Actual size: 3 3/4" x 2 1/4"



Wall-mount Transformer

Included with PB upcharge.
(additional cord pictured is to be
used along with the transformer for
additional plug-in length)



Battery Pack

Included with wall-mount
transformer pictured
above with BB upcharge

Battery Pack (If ordered separately):

\$300

**To receive optimum battery performance,
do NOT leave battery plugged in all the time.
Also, please do NOT have battery and transformer plugged in at the same
time**

Choose a Recliner series & customize for the "Best Seat in the House"

3000/4000/5000 #'s: 3-way Recliner Series

Simply push on the arms to recline. Consider upgrading to Power recline (upcharge applies) with the soft-touch power button (linked to transformer that plugs in the wall) or 5 button switch for recliners with power headrest. Power recline also available with a battery pack (additional upcharge applies). This recliner series needs 14" to 19" away from wall for full recline. Recliners with a hi-leg feature an extra small footrest, making this more ideal for taller people.



6000 #'s: Defy Gravity Series (Zero Gravity) This recliner series is standard with power (soft-touch power button) to allow any position for extreme comfort (linked to transformer that plugs in the wall). Consider upgrading to the battery pack option (upcharge applies). This recliner series needs 6" to 8" away from wall for full recline. New Power Headrest option for January 2023 (denoted by -PH following style #)



7000 #'s: Wallhugger/Swivel Glider Series

The wallhugger series uses one of two "release" options to recline (Outside lever or Inside Handle). Consider upgrading to Power recline (upcharge applies) to the soft-touch power button (linked to transformer that plugs in the wall) or 5 button switch for recliners with power headrest. Power recline also available with a battery pack (additional upcharge applies). Also consider upgrading to the Swivel Glide Recline option (upcharge applies, can also be upgraded to power) Wallhugger series needs 4" away from wall for full recline while the Swivel Glider series needs 12" to 14" .



ITEM NUMBER:	140-25EC EDEN	141-25EC EMILIO	142-25EC ELANORA	143-25EC EASTWOOD	144-25EC EVELYN	145-25EC EDWARD
DESCRIPTION:	HOME OFFICE SWIVEL TILT CHAIR	HOME OFFICE SWIVEL TILT CHAIR	HOME OFFICE SWIVEL TILT CHAIR	HOME OFFICE SWIVEL TILT CHAIR	HOME OFFICE SWIVEL TILT CHAIR	HOME OFFICE SWIVEL TILT CHAIR
PROGRAM:	HOME OFFICE	HOME OFFICE	HOME OFFICE	HOME OFFICE	HOME OFFICE	HOME OFFICE
STANDARD FINISH:	BLACK BASE	BLACK BASE	BLACK BASE	BLACK BASE	BLACK BASE	BLACK BASE
SEE PG 3 FOR A COMPLETE LIST OF AVAIL FINISHES	OPT-CHOICE OF BASE PEWTER, GUN METAL, OR CHAMPAGNE -\$150 WOOD BASE - \$225	OPT-CHOICE OF BASE PEWTER, GUN METAL, OR CHAMPAGNE -\$150 WOOD BASE - \$225	OPT-CHOICE OF BASE PEWTER, GUN METAL, OR CHAMPAGNE -\$150 WOOD BASE - \$225	OPT-CHOICE OF BASE PEWTER, GUN METAL, OR CHAMPAGNE -\$150 WOOD BASE - \$225	OPT-CHOICE OF BASE PEWTER, GUN METAL, OR CHAMPAGNE -\$150 WOOD BASE - \$225	OPT-CHOICE OF BASE PEWTER, GUN METAL, OR CHAMPAGNE -\$150 WOOD BASE - \$225
STANDARD CUSHION: ADDITIONAL CUSHION OPTIONS:	HR FOAM N/A	HR FOAM N/A	HR FOAM N/A	HR FOAM N/A	HR FOAM N/A	HR FOAM N/A
PILLOW TYPE:	TIGHT BACK	TIGHT BACK	TUFTED	SEMI-ATTACHED	SPLIT BACK	TIGHT BACK
SPECIAL PROGRAM OPTIONS:	CASTER OPTION AVAILABLE ON WOOD BASES ONLY - ANTIQUE BRASS OR GUN METAL	CASTER OPTION AVAILABLE ON WOOD BASES ONLY - ANTIQUE BRASS OR GUN METAL	CASTER OPTION AVAILABLE ON WOOD BASES ONLY - ANTIQUE BRASS OR GUN METAL	CASTER OPTION AVAILABLE ON WOOD BASES ONLY - ANTIQUE BRASS OR GUN METAL	CASTER OPTION AVAILABLE ON WOOD BASES ONLY - ANTIQUE BRASS OR GUN METAL	CASTER OPTION AVAILABLE ON WOOD BASES ONLY - ANTIQUE BRASS OR GUN METAL
STANDARD RELEASE:	N/A	N/A	N/A	N/A	N/A	N/A
POWER RECLINE OPTIONS:	N/A	N/A	N/A	N/A	N/A	N/A
POWER UPCHARGES INCLUDE ALL MOTORIZED SEATS PER SKU						
STANDARD NAIL:	NATURAL #9 / #54	N/A	NATURAL #9	N/A	N/A	NATURAL #9
NO NAIL OPTION:	AVAILABLE	STANDARD	AVAILABLE	STANDARD	STANDARD	AVAILABLE
OVERALL DIMENSIONS:	W 28" D 32" H 43"-47"	W 29" D 31 1/2" H 44"-48"	W 25 1/2" D 30" H 35"-39"	W 30 1/2" D 36 1/2" H 43"-47"	W 26" D 32" H 43 1/2" - 47 1/2"	W 25 1/2" D 30" H 35" - 39"
WEDGEWALL SPACE:						
SEAT HEIGHT:	19 - 23	19.5 - 23.5	19 - 23	19.5 - 23.5	19.5 - 23.5	19 - 23
SEAT DEPTH:	19	19	19	19	17.5	19
SEAT WIDTH:	20	20	19	22	20	19
ARM HEIGHT:	24.5 - 28.5	23 - 27	19.5 - 23.5	27 - 31	25.5 - 29.5	19.5 - 23.5
SEAT TO BACK HEIGHT:	24	24.5	16	23.5	24	16
DIST FRM WALL TO RECLNE: CHAIR IN FULL RECLINE:						
WEIGHT:	81	81	71	91	81	76
54 " PLAIN COM YDG.	4 1/2	4 3/4	4	5 1/2	5	3.5
CUBES:	44.22	44.22	44.22	44.22	44.22	44.22
FABRIC GRADE I / COM	2309	2309	1979	2309	2309	1819
FABRIC GRADE II	2479	2479	2149	2479	2479	1979
FABRIC GRADE III / COL	2639	2639	2309	2639	2639	2149
FABRIC GRADE IV	2809	2809	2479	2809	2809	2309
FABRIC GRADE V	2969	2969	2639	2969	2969	2479
FABRIC GRADE VI	3139	3139	2809	3139	3139	2639
MARRIED COVER						
LEATHER - GRADE 1	2639	2639	2309	2969	2969	2149
LEATHER - GRADE 2	2809	2809	2479	3139	3139	2309
LEATHER - GRADE 3	3139	3139	2809	3469	3469	2639
LEATHER - GRADE 4	3469	3469	3139	3799	3799	2969
LEATHER - NOVELTY	3629	3629	3299	3959	3959	3139
LEATHER - NOVELTY PREMIUM	4129	4129	3799	4459	4459	3629

ITEM NUMBER:	146-25EC EMMA	148-25EC EBONY	155-25EC GRAY	201/202/203/204/206 -OT Raymond/Reece/ Revelin/Raiden / Robinson	201/202/203/204/206 -07 Raymond/Reece/ Revelin/Raiden / Robinson	201/202/203/204/206 -17 Raymond/Reece/ Revelin/Raiden / Robinson
DESCRIPTION:	HOME OFFICE SWIVEL TILT CHAIR	HOME OFFICE SWIVEL TILT CHAIR	HOME OFFICE SWIVEL TILT CHAIR	OTTOMAN	STRAIGHT CONSOLE W/ BACK AND STORAGE	LAF RECLINER WITH POWER HEADREST
PROGRAM:	HOME OFFICE	HOME OFFICE	HOME OFFICE	LUXE FOR LIVING	LUXE FOR LIVING	LUXE FOR LIVING
STANDARD FINISH:	BLACK BASE	BLACK BASE	BLACK BASE	MH-MAHOGANY	N/A	MH-MAHOGANY
SEE PG 3 FOR A COMPLETE LIST OF AVAIL FINISHES	OPT-CHOICE OF BASE PEWTER, GUN METAL, OR CHAMPAGNE -\$150 WOOD BASE - \$225	OPT-CHOICE OF BASE PEWTER, GUN METAL, OR CHAMPAGNE -\$150 WOOD BASE - \$225	OPT-CHOICE OF BASE PEWTER, GUN METAL, OR CHAMPAGNE -\$150 WOOD BASE - \$225	OPTIONAL FINISHES AVAIL AT NO UPCHARGE	N/A	OPTIONAL FINISHES AVAIL AT NO UPCHARGE
STANDARD CUSHION: ADDITIONAL CUSHION OPTIONS:	HR FOAM N/A	HR FOAM N/A	HR FOAM N/A	N/A	N/A	SPRING DOWN EXTRA FIRM - \$75
PILLOW TYPE:	TIGHT BACK	TIGHT BACK	SEMI-ATTACHED	N/A	N/A	SEMI-ATTACHED TWO PC BACK (-2)
SPECIAL PROGRAM OPTIONS:	CASTER OPTION AVAILABLE ON WOOD BASES ONLY - ANTIQUE BRASS OF GUN METAL	CASTER OPTION AVAILABLE ON WOOD BASES ONLY - ANTIQUE BRASS OR GUN METAL	CASTER OPTION AVAILABLE ON WOOD BASES ONLY - ANTIQUE BRASS OR GUN METAL	Choice of Turned or Tapered Leg; Choice of Welt or Double-Needle seam treatment	N/A	Choice of Turned or Tapered Leg; Choice of Welt or Double-Needle seam treatment
STANDARD RELEASE:	N/A	N/A	N/A	N/A	N/A	POWER BUTTON IS STANDARD RELEASE
POWER RECLINE OPTIONS:	N/A	N/A	N/A	N/A	N/A	BB: POWER BUTTON WITH BATTERY PACK: \$300 UPCHARGE LUMBAR OPT - \$150
POWER UPCHARGES INCLUDE ALL MOTORIZED SEATS PER SKU						
STANDARD NAIL:	N/A	N/A	N/A	201 - N/A	N/A	201 - N/A
NO NAIL OPTION:	STANDARD	STANDARD	STANDARD	202/203/204/206-NAT#9	STANDARD	202/203/204/206-NAT#9
OVERALL DIMENSIONS:	W 29 1/2" D 31 1/2" H 36" - 40"	W 29 1/2" D 33" H 44 1/2" - 48 1/2"	W 27 1/2" D 31 1/2" H 37" - 41"	SEE SCHEMATIC ON PAGES 89 - 93 FOR DIMENSIONS PER STYLE	SEE SCHEMATIC ON PAGES 89 - 93 FOR DIMENSIONS PER STYLE	SEE SCHEMATIC ON PAGES 89 - 93 FOR DIMENSIONS PER STYLE
WEDGEWALL SPACE:						
SEAT HEIGHT:	19 - 23	19 - 23	19 - 23			21
SEAT DEPTH:	19	20	20.5			21.5
SEAT WIDTH:	19.5	19.5	20.5			25
ARM HEIGHT:	25.5 - 29.5	25.5 - 29.5	23 - 27			25.5
SEAT TO BACK HEIGHT:	17	24.5	19			20
DIST FRM WALL TO RECLNE: CHAIR IN FULL RECLINE:						69.5
WEIGHT:	76	86	81	38	76	151
54 " PLAIN COM YDG.	5	5 3/4	5 3/4	3 1/2	4 1/2	8 3/4
CUBES:	44.22	44.22	44.22	11.71	44.22	44.22
FABRIC GRADE I / COM	1979	2149	1819	1489	2309	4519
FABRIC GRADE II	2149	2309	1979	1589	2409	4689
FABRIC GRADE III / COL	2309	2479	2149	1689	2509	4849
FABRIC GRADE IV	2479	2639	2309	1779	2609	5019
FABRIC GRADE V	2639	2809	2479	1879	2709	5179
FABRIC GRADE VI	2809	2969	2639	1979	2809	5349
MARRIED COVER						
LEATHER - GRADE 1	2309	2639	2309	1819	2479	5609
LEATHER - GRADE 2	2479	2809	2479	1919	2579	5779
LEATHER - GRADE 3	2809	3139	2809	2109	2769	6109
LEATHER - GRADE 4	3139	3469	3139	2309	2969	6439
LEATHER - NOVELTY	3299	3629	3299	2609	3269	6599
LEATHER - NOVELTY PREMIUM	3799	4129	3799	3099	3759	7099

ITEM NUMBER:	201/202/203/204/206 -18	201/202/203/204/206 -25	201/202/203/204/206 -25SW	201/202/203/204/206 -33	201/202/203/204/206 -35	201/202/203/204/206 -37
DESCRIPTION:	Raymond/Reece/ Revelin/Raiden / Robinson RAF RECLINER WITH POWER HEADREST	Raymond/Reece/ Revelin/Raiden / Robinson STATIONARY CHAIR 8-WAY HAND TIE	Raymond/Reece/ Revelin/Raiden / Robinson SWIVEL CHAIR 8-WAY HAND TIE	Raymond/Reece/ Revelin/Raiden / Robinson ARMLESS RECLINER WITH POWER HEADREST	Raymond/Reece/ Revelin/Raiden / Robinson MOTION RECLINER WITH POWER HEADREST	Raymond/Reece/ Revelin/Raiden / Robinson ARMLESS CHAIR
PROGRAM:	LUXE FOR LIVING	LUXE FOR LIVING	LUXE FOR LIVING	LUXE FOR LIVING	LUXE FOR LIVING	LUXE FOR LIVING
STANDARD FINISH:	MH-MAHOGANY	MH-MAHOGANY	N/A	MH-MAHOGANY	MH-MAHOGANY	MH-MAHOGANY
SEE PG 3 FOR A COMPLETE LIST OF AVAIL FINISHES	OPTIONAL FINISHES AVAIL AT NO UPCHARGE	OPTIONAL FINISHES AVAIL AT NO UPCHARGE	N/A	OPTIONAL FINISHES AVAIL AT NO UPCHARGE	OPTIONAL FINISHES AVAIL AT NO UPCHARGE	OPTIONAL FINISHES AVAIL AT NO UPCHARGE
STANDARD CUSHION: ADDITIONAL CUSHION OPTIONS:	SPRING DOWN EXTRA FIRM - \$75	SPRING DOWN EXTRA FIRM - \$75	SPRING DOWN EXTRA FIRM - \$75	SPRING DOWN EXTRA FIRM - \$75	SPRING DOWN EXTRA FIRM - \$75	SPRING DOWN EXTRA FIRM - \$75
PILLOW TYPE:	SEMI-ATTACHED TWO PC BACK (-2)	LOOSE PILLOW TWO PC BACK (-2)	LOOSE PILLOW TWO PC BACK (-2)	SEMI-ATTACHED TWO PC BACK (-2)	SEMI-ATTACHED TWO PC BACK (-2)	SEMI-ATTACHED TWO PC BACK (-2)
SPECIAL PROGRAM OPTIONS:	Choice of Turned or Tapered Leg; Choice of Welt or Double-Needle seam treatment	Choice of Turned or Tapered Leg; Choice of Welt or Double-Needle seam treatment	Choice of Welt or Double- Needle seam treatment SWIVEL - STD MEMORY SWIVEL-AVAIL	Choice of Turned or Tapered Leg; Choice of Welt or Double-Needle seam treatment	Choice of Turned or Tapered Leg; Choice of Welt or Double-Needle seam treatment	Choice of Turned or Tapered Leg; Choice of Welt or Double-Needle seam treatment
STANDARD RELEASE:	POWER BUTTON IS STANDARD RELEASE	N/A	N/A	POWER BUTTON IS STANDARD RELEASE	POWER BUTTON IS STANDARD RELEASE	N/A
POWER RECLINE OPTIONS:	BB: POWER BUTTON WITH BATTERY PACK: \$300 UPCHARGE	N/A	N/A	BB: POWER BUTTON WITH BATTERY PACK: \$300 UPCHARGE	BB: POWER BUTTON WITH BATTERY PACK: \$300 UPCHARGE	N/A
POWER UPCHARGES INCLUDE ALL MOTORIZED SEATS PER SKU	LUMBAR OPT - \$150				LUMBAR OPT - \$150	
STANDARD NAIL:	201 - N/A 202/203/204/206-NAT#9	201 - N/A 202/203/204/206-NAT#9	201 - N/A 202/203/204/206-NAT#9	N/A	201 - N/A 202/203/204/206-NAT#9	N/A
NO NAIL OPTION:	201 - STANDARD 202/203/204/206-AVAIL	201 - STANDARD 202/203/204/206-AVAIL	201 - STANDARD 202/203/204/206-AVAIL	STANDARD	201 - STANDARD 202/203/204/206-AVAIL	STANDARD
OVERALL DIMENSIONS:	SEE SCHEMATIC ON PAGES 89 - 93 FOR DIMENSIONS PER STYLE	SEE SCHEMATIC ON PAGES 89 - 93 FOR DIMENSIONS PER STYLE	SEE SCHEMATIC ON PAGES 89 - 93 FOR DIMENSIONS PER STYLE	SEE SCHEMATIC ON PAGES 89 - 93 FOR DIMENSIONS PER STYLE	SEE SCHEMATIC ON PAGES 89 - 93 FOR DIMENSIONS PER STYLE	SEE SCHEMATIC ON PAGES 89 - 93 FOR DIMENSIONS PER STYLE
WEDGEWALL SPACE:						
SEAT HEIGHT:	21	21	21	21	21	21
SEAT DEPTH:	21.5	21.5	21.5	21.5	21.5	21.5
SEAT WIDTH:	25	25	23	25	25	25
ARM HEIGHT:	25.5	25.5	25.5	25.5	25.5	25.5
SEAT TO BACK HEIGHT:	20	20	19.5	20	20	20
DIST FRM WALL TO RECLNE: CHAIR IN FULL RECLINE:	69.5			0	0	
WEIGHT:	151	136	139	136	147	136
54 " PLAIN COM YDG.	8 3/4	9 3/4	8 1/2	6 1/2	9 1/2	6 1/2
CUBES:	44.22	44.22	44.22	44.22	49.57	44.22
FABRIC GRADE I / COM	4519	3629	3469	4129	4949	2439
FABRIC GRADE II	4689	3799	3629	4359	5179	2609
FABRIC GRADE III / COL	4849	3959	3799	4589	5409	2769
FABRIC GRADE IV	5019	4129	3959	4819	5649	2939
FABRIC GRADE V	5179	1299	4129	5049	5879	3099
FABRIC GRADE VI	5349	4459	4289	5279	6109	3269
MARRIED COVER						
LEATHER - GRADE 1	5609	4619	4789	4949	6269	3399
LEATHER - GRADE 2	5779	4789	4949	5179	6499	3569
LEATHER - GRADE 3	6109	5119	5279	5649	6969	3899
LEATHER - GRADE 4	6439	5449	5609	6109	7429	4229
LEATHER - NOVELTY	6599	5609	5779	6139	7459	4389
LEATHER - NOVELTY PREMIUM	7099	6109	6269	6639	7959	4889

ITEM NUMBER:	201/202/203/204/206 -38	201/202/203/204/206 -41	201/202/203/204/206 -42	201/202/203/204/206 -55	201/202/203/204/206 -56	201/202/203/204/206 -57
DESCRIPTION:	Raymond/Reece/ Revelin/Raiden / Robinson ARMLESS CHAIR 8-WAY HAND TIE	Raymond/Reece/ Revelin/Raiden / Robinson LAF CHAISE 8-WAY HAND TIE	Raymond/Reece/ Revelin/Raiden / Robinson RAF CHAISE 8-WAY HAND TIE	Raymond/Reece/ Revelin/Raiden / Robinson LAF LOVESEAT RECLINER AT ARM W/ POWER HEADREST	Raymond/Reece/ Revelin/Raiden / Robinson RAF LOVESEAT RECLINER AT ARM W/ POWER HEADREST	Raymond/Reece/ Revelin/Raiden / Robinson LAF STATIONARY LOVESEAT 8-WAY HAND TIE
PROGRAM:	LUXE FOR LIVING	LUXE FOR LIVING	LUXE FOR LIVING	LUXE FOR LIVING	LUXE FOR LIVING	LUXE FOR LIVING
STANDARD FINISH:	MH-MAHOGANY	MH-MAHOGANY	MH-MAHOGANY	MH-MAHOGANY	MH-MAHOGANY	MH-MAHOGANY
SEE PG 3 FOR A COMPLETE LIST OF AVAIL FINISHES	OPTIONAL FINISHES AVAIL AT NO UPCHARGE	OPTIONAL FINISHES AVAIL AT NO UPCHARGE	OPTIONAL FINISHES AVAIL AT NO UPCHARGE	OPTIONAL FINISHES AVAIL AT NO UPCHARGE	OPTIONAL FINISHES AVAIL AT NO UPCHARGE	OPTIONAL FINISHES AVAIL AT NO UPCHARGE
STANDARD CUSHION: ADDITIONAL CUSHION OPTIONS:	SPRING DOWN EXTRA FIRM - \$75	SPRING DOWN EXTRA FIRM - \$150	SPRING DOWN EXTRA FIRM - \$150	SPRING DOWN EXTRA FIRM - \$150	SPRING DOWN EXTRA FIRM - \$150	SPRING DOWN EXTRA FIRM - \$150
PILLOW TYPE:	LOOSE PILLOW TWO PC BACK (-2)	LOOSE PILLOW TWO PC BACK (-2)	LOOSE PILLOW TWO PC BACK (-2)	SEMI-ATTACHED TWO PC BACK (-2)	SEMI-ATTACHED TWO PC BACK (-2)	LOOSE PILLOW TWO PC BACK (-2)
SPECIAL PROGRAM OPTIONS:	Choice of Turned or Tapered Leg; Choice of Welt or Double-Needle seam treatment	Choice of Turned or Tapered Leg; Choice of Welt or Double-Needle seam treatment	Choice of Turned or Tapered Leg; Choice of Welt or Double-Needle seam treatment	Choice of Turned or Tapered Leg; Choice of Welt or Double-Needle seam treatment	Choice of Turned or Tapered Leg; Choice of Welt or Double-Needle seam treatment	Choice of Turned or Tapered Leg; Choice of Welt or Double-Needle seam treatment
STANDARD RELEASE:	N/A	N/A	N/A	POWER BUTTON IS STANDARD RELEASE	POWER BUTTON IS STANDARD RELEASE	N/A
POWER RECLINE OPTIONS:	N/A	N/A	N/A	BB: POWER BUTTON WITH BATTERY PACK: \$300 UPCHARGE	BB: POWER BUTTON WITH BATTERY PACK: \$300 UPCHARGE	N/A
POWER UPCHARGES INCLUDE ALL MOTORIZED SEATS PER SKU				LUMBAR OPT - \$150	LUMBAR OPT - \$150	
STANDARD NAIL:	N/A	201 - N/A	201 - N/A	201 - N/A	201 - N/A	201 - N/A
NO NAIL OPTION:	STANDARD	202/203/204/206-NAT#9 201 - STANDARD 202/203/204/206-AVAIL	202/203/204/206-NAT#9 201 - STANDARD 202/203/204/206-AVAIL	202/203/204/206-NAT#9 201 - STANDARD 202/203/204/206-AVAIL	202/203/204/206-NAT#9 201 - STANDARD 202/203/204/206-AVAIL	202/203/204/206-NAT#9 201 - STANDARD 202/203/204/206-AVAIL
OVERALL DIMENSIONS:	SEE SCHEMATIC ON PAGES 89 - 93 FOR DIMENSIONS PER STYLE	SEE SCHEMATIC ON PAGES 89 - 93 FOR DIMENSIONS PER STYLE	SEE SCHEMATIC ON PAGES 89 - 93 FOR DIMENSIONS PER STYLE	SEE SCHEMATIC ON PAGES 89 - 93 FOR DIMENSIONS PER STYLE	SEE SCHEMATIC ON PAGES 89 - 93 FOR DIMENSIONS PER STYLE	SEE SCHEMATIC ON PAGES 89 - 93 FOR DIMENSIONS PER STYLE
WEDGEWALL SPACE:						
SEAT HEIGHT:	21	21	21	21	21	21
SEAT DEPTH:	21.5	50	50	21.5	21.5	21.5
SEAT WIDTH:	25	25	25	50	50	50
ARM HEIGHT:		25.5	25.5	25.5	25.5	25.5
SEAT TO BACK HEIGHT:	20	20	20	20	20	20
DIST FRM WALL TO RECLNE: CHAIR IN FULL RECLINE:				0	0	
WEIGHT:	136	210	210	217	217	207
54 " PLAIN COM YDG.	6 1/2	9 1/4	9 1/4	13	13	13 3/4
CUBES:	44.22	90.23	90.23	90.23	90.23	90.23
FABRIC GRADE I / COM	2639	4289	4289	6599	6599	4659
FABRIC GRADE II	2809	4489	4489	6929	6929	4819
FABRIC GRADE III / COL	2969	4689	4689	7259	7259	4989
FABRIC GRADE IV	3139	4889	4889	7589	7589	5149
FABRIC GRADE V	3299	5079	5079	7919	7919	5319
FABRIC GRADE VI	3469	5279	5279	8249	8249	5479
MARRIED COVER						
LEATHER - GRADE 1	3629	5279	5279	8249	8249	5909
LEATHER - GRADE 2	3799	5479	5479	8579	8579	6069
LEATHER - GRADE 3	4129	5879	5879	9239	9239	6399
LEATHER - GRADE 4	4459	6269	6269	9899	9899	6729
LEATHER - NOVELTY	4619	6369	6369	9739	9739	6899
LEATHER - NOVELTY PREMIUM	5119	6869	6869	10229	10229	7389

ITEM NUMBER:	201/202/203/204/206 -58 Raymond/Reece/ Revelin/Raiden / Robinson	201/202/203/204/206 -61 Raymond/Reece/ Revelin/Raiden / Robinson	201/202/203/204/206 -62 Raymond/Reece/ Revelin/Raiden / Robinson	201/202/203/204/206 -65 Raymond/Reece/ Revelin/Raiden / Robinson	201/202/203/204/206 -66 Raymond/Reece/ Revelin/Raiden / Robinson	201/202/203/204/206 -67 Raymond/Reece/ Revelin/Raiden / Robinson
DESCRIPTION:	RAF STATIONARY LOVESEAT 8-WAY HAND TIE	LAF SOFA WITH POWER HEADREST	RAF SOFA WITH POWER HEADREST	TRUE CORNER WEDGE	TRUE CORNER WEDGE 8-WAY HAND TIE	CORNER WEDGE
PROGRAM:	LUXE FOR LIVING	LUXE FOR LIVING	LUXE FOR LIVING	LUXE FOR LIVING	LUXE FOR LIVING	LUXE FOR LIVING
STANDARD FINISH:	MH-MAHOGANY	MH-MAHOGANY	MH-MAHOGANY	MH-MAHOGANY	MH-MAHOGANY	MH-MAHOGANY
SEE PG 3 FOR A COMPLETE LIST OF AVAIL FINISHES	OPTIONAL FINISHES AVAIL AT NO UPCHARGE	OPTIONAL FINISHES AVAIL AT NO UPCHARGE	OPTIONAL FINISHES AVAIL AT NO UPCHARGE	OPTIONAL FINISHES AVAIL AT NO UPCHARGE	OPTIONAL FINISHES AVAIL AT NO UPCHARGE	OPTIONAL FINISHES AVAIL AT NO UPCHARGE
STANDARD CUSHION: ADDITIONAL CUSHION OPTIONS:	SPRING DOWN EXTRA FIRM - \$150	SPRING DOWN EXTRA FIRM - \$225	SPRING DOWN EXTRA FIRM - \$225	SPRING DOWN EXTRA FIRM - \$150	SPRING DOWN EXTRA FIRM - \$150	SPRING DOWN EXTRA FIRM - \$150
PILLOW TYPE:	LOOSE PILLOW TWO PC BACK (-2)	SEMI-ATTACHED TWO PC BACK (-2)	SEMI-ATTACHED TWO PC BACK (-2)	SEMI-ATTACHED TWO PC BACK (-2)	LOOSE PILLOW TWO PC BACK (-2)	SEMI-ATTACHED TWO PC BACK (-2)
SPECIAL PROGRAM OPTIONS:	Choice of Turned or Tapered Leg; Choice of Welt or Double-Needle seam treatment	Choice of Turned or Tapered Leg; Choice of Welt or Double-Needle seam treatment	Choice of Turned or Tapered Leg; Choice of Welt or Double-Needle seam treatment	Choice of Turned or Tapered Leg; Choice of Welt or Double-Needle seam treatment	Choice of Turned or Tapered Leg; Choice of Welt or Double-Needle seam treatment	Choice of Turned or Tapered Leg; Choice of Welt or Double-Needle seam treatment
STANDARD RELEASE:	N/A	POWER BUTTON IS STANDARD RELEASE	POWER BUTTON IS STANDARD RELEASE	N/A	N/A	N/A
POWER RECLINE OPTIONS:	N/A	BB: POWER BUTTON WITH BATTERY PACK: \$300 UPCHARGE	BB: POWER BUTTON WITH BATTERY PACK: \$300 UPCHARGE	N/A	N/A	N/A
POWER UPCHARGES INCLUDE ALL MOTORIZED SEATS PER SKU		LUMBAR OPT - \$150	LUMBAR OPT - \$150			
STANDARD NAIL:	201 - N/A 202/203/204/206-NAT#9	201 - N/A 202/203/204/206-NAT#9	201 - N/A 202/203/204/206-NAT#9	N/A	N/A	N/A
NO NAIL OPTION:	201 - STANDARD 202/203/204/206-AVAIL	201 - STANDARD 202/203/204/206-AVAIL	201 - STANDARD 202/203/204/206-AVAIL	STANDARD	STANDARD	STANDARD
OVERALL DIMENSIONS:	SEE SCHEMATIC ON PAGES 89 - 93 FOR DIMENSIONS PER STYLE	SEE SCHEMATIC ON PAGES 89 - 93 FOR DIMENSIONS PER STYLE	SEE SCHEMATIC ON PAGES 89 - 93 FOR DIMENSIONS PER STYLE	SEE SCHEMATIC ON PAGES 89 - 93 FOR DIMENSIONS PER STYLE	SEE SCHEMATIC ON PAGES 89 - 93 FOR DIMENSIONS PER STYLE	SEE SCHEMATIC ON PAGES 89 - 93 FOR DIMENSIONS PER STYLE
WEDGEWALL SPACE:						
SEAT HEIGHT:	21	21	21	21	21	21
SEAT DEPTH:	21.5	21.5	21.5	21.5	21.5	21.5
SEAT WIDTH:	50	75	75	21.5	21.5	38
ARM HEIGHT:	25.5	25	25			
SEAT TO BACK HEIGHT:	20	20	20	20	20	20
DIST FRM WALL TO RECLNE:		0	0			
CHAIR IN FULL RECLINE:		69.5	69.5			
WEIGHT:	207	290	290	145	130	137
54" PLAIN COM YDG.	13 3/4	17 1/2	17 1/2	9 1/2	9 1/4	10 3/4
CUBES:	90.23	120.34	120.34	90.23	90.23	90.23
FABRIC GRADE I / COM	4659	7099	7099	3569	3569	4129
FABRIC GRADE II	4819	7589	7589	3759	3759	4329
FABRIC GRADE III / COL	4989	8089	8089	3959	3959	4519
FABRIC GRADE IV	5149	8579	8579	4159	4159	4719
FABRIC GRADE V	5319	9079	9079	4359	4359	4919
FABRIC GRADE VI	5479	9569	9569	4559	4559	5119
MARRIED COVER						
LEATHER - GRADE 1	5909	10129	10129	4889	4889	5609
LEATHER - GRADE 2	6069	10629	10629	5079	5079	5809
LEATHER - GRADE 3	6399	11619	11619	5479	5479	6209
LEATHER - GRADE 4	6729	12609	12609	5879	5879	6599
LEATHER - NOVELTY	6899	12109	12109	5979	5979	6699
LEATHER - NOVELTY PREMIUM	7389	12609	12609	6469	6469	7199

ITEM NUMBER:	201/202/203/204/206 -68	201/202/203/204/206 -70	201/202/203/204/206 -73	201/202/203/204/206 -74	201/202/203/204/206 -75	201/202/203/204/206 -90
DESCRIPTION:	Raymond/Reece/ Revelin/Raiden / Robinson CORNER WEDGE 8-WAY HAND TIE	Raymond/Reece/ Revelin/Raiden / Robinson LOVESEAT L & R FULL RECLINE W/ POWER HEADRESTS	Raymond/Reece/ Revelin/Raiden / Robinson LAF SOFA CORNER RETURN RECLINER AT ARM W/ POWER HEADREST	Raymond/Reece/ Revelin/Raiden / Robinson RAF SOFA CORNER RETURN RECLINER AT ARM W/ POWER HEADREST	Raymond/Reece/ Revelin/Raiden / Robinson STATIONARY LOVESEAT 8-WAY HAND TIE	Raymond/Reece/ Revelin/Raiden / Robinson SOFA L & R FULL RECLINE WITH POWER HEADRESTS
PROGRAM:	LUXE FOR LIVING	LUXE FOR LIVING	LUXE FOR LIVING	LUXE FOR LIVING	LUXE FOR LIVING	LUXE FOR LIVING
STANDARD FINISH:	MH-MAHOAGANY	MH-MAHOAGANY	MH-MAHOAGANY	MH-MAHOAGANY	MH-MAHOAGANY	MH-MAHOAGANY
SEE PG 3 FOR A COMPLETE LIST OF AVAIL FINISHES	OPTIONAL FINISHES AVAIL AT NO UPCHARGE	OPTIONAL FINISHES AVAIL AT NO UPCHARGE	OPTIONAL FINISHES AVAIL AT NO UPCHARGE	OPTIONAL FINISHES AVAIL AT NO UPCHARGE	OPTIONAL FINISHES AVAIL AT NO UPCHARGE	OPTIONAL FINISHES AVAIL AT NO UPCHARGE
STANDARD CUSHION: ADDITIONAL CUSHION OPTIONS:	SPRING DOWN EXTRA FIRM - \$150	SPRING DOWN EXTRA FIRM - \$150	SPRING DOWN EXTRA FIRM - \$225	SPRING DOWN EXTRA FIRM - \$225	SPRING DOWN EXTRA FIRM - \$150	SPRING DOWN EXTRA FIRM - \$225
PILLOW TYPE:	LOOSE PILLOW TWO PC BACK (-2)	SEMI-ATTACHED TWO PC BACK (-2)	SEMI-ATTACHED TWO PC BACK (-2)	SEMI-ATTACHED TWO PC BACK (-2)	LOOSE PILLOW TWO PC BACK (-2)	SEMI-ATTACHED TWO PC BACK (-2)
SPECIAL PROGRAM OPTIONS:	Choice of Turned or Tapered Leg; Choice of Welt or Double-Needle seam treatment	Choice of Turned or Tapered Leg; Choice of Welt or Double-Needle seam treatment	Choice of Turned or Tapered Leg; Choice of Welt or Double-Needle seam treatment	Choice of Turned or Tapered Leg; Choice of Welt or Double-Needle seam treatment	Choice of Turned or Tapered Leg; Choice of Welt or Double-Needle seam treatment	Choice of Turned or Tapered Leg; Choice of Welt or Double-Needle seam treatment
STANDARD RELEASE:	N/A	POWER BUTTON IS STANDARD RELEASE	POWER BUTTON IS STANDARD RELEASE	POWER BUTTON IS STANDARD RELEASE	N/A	POWER BUTTON IS STANDARD RELEASE
POWER RECLINE OPTIONS:	N/A	BB: POWER BUTTON WITH BATTERY PACK: \$600 UPCHARGE	BB: POWER BUTTON WITH BATTERY PACK: \$300 UPCHARGE	BB: POWER BUTTON WITH BATTERY PACK: \$300 UPCHARGE	N/A	BB: POWER BUTTON WITH BATTERY PACK: \$600 UPCHARGE
POWER UPCHARGES INCLUDE ALL MOTORIZED SEATS PER SKU		LUMBAR OPT - \$300	LUMBAR OPT - \$150	LUMBAR OPT - \$150		LUMBAR OPT - \$300
STANDARD NAIL:	N/A	201 - N/A 202/203/204/206-NAT#9	201 - N/A 202/203/204/206-NAT#9	201 - N/A 202/203/204/206-NAT#9	201 - N/A 202/203/204/206-NAT#9	201 - N/A 202/203/204/206-NAT#9
NO NAIL OPTION:	STANDARD	201 - STANDARD 202/203/204/206-AVAIL	201 - STANDARD 202/203/204/206-AVAIL	201 - STANDARD 202/203/204/206-AVAIL	201 - STANDARD 202/203/204/206-AVAIL	201 - STANDARD 202/203/204/206-AVAIL
OVERALL DIMENSIONS:	SEE SCHEMATIC ON PAGES 89 - 93 FOR DIMENSIONS PER STYLE	SEE SCHEMATIC ON PAGES 89 - 93 FOR DIMENSIONS PER STYLE	SEE SCHEMATIC ON PAGES 89 - 93 FOR DIMENSIONS PER STYLE	SEE SCHEMATIC ON PAGES 89 - 93 FOR DIMENSIONS PER STYLE	SEE SCHEMATIC ON PAGES 89 - 93 FOR DIMENSIONS PER STYLE	SEE SCHEMATIC ON PAGES 89 - 93 FOR DIMENSIONS PER STYLE
WEDGEWALL SPACE:	53.5					
SEAT HEIGHT:	21	21	21	21	21	21
SEAT DEPTH:	21.5	21.5	21.5	21.5	21.5	21.5
SEAT WIDTH:	38	50	71	71	50	75
ARM HEIGHT:		25.5	25.5	25.5	25.5	25.5
SEAT TO BACK HEIGHT:	20	20	20	20	20	20
DIST FRM WALL TO RECLNE:		0	0	0	0	0
CHAIR IN FULL RECLINE:		69.5	69.5	69.5	69.5	69.5
WEIGHT:	127	217	290	290	207	290
54 " PLAIN COM YDG.	13 1/4	14 1/2	21	21	14 3/4	19 3/4
CUBES:	90.23	90.23	120.34	120.34	90.23	120.34
FABRIC GRADE I / COM	4289	8979	8519	8519	5879	10069
FABRIC GRADE II	4489	9469	8849	8849	6209	10559
FABRIC GRADE III / COL	4689	9969	9179	9179	6539	11059
FABRIC GRADE IV	4889	10459	9509	9509	6869	11549
FABRIC GRADE V	5079	10959	9839	9839	7199	12049
FABRIC GRADE VI	5279	11449	10169	10169	7529	12539
MARRIED COVER						
LEATHER - GRADE 1	5609	11619	11549	11549	7919	12839
LEATHER - GRADE 2	5809	12109	11879	11879	8249	13329
LEATHER - GRADE 3	6209	13099	12539	12539	8909	14319
LEATHER - GRADE 4	6599	14089	13199	13199	9569	15309
LEATHER - NOVELTY	6699	13599	13039	13039	9409	14819
LEATHER - NOVELTY PREMIUM	7199	14089	13529	13529	9899	15309

ITEM NUMBER:	201/202/203/204/206 -93	201/202/203/204/206 -94	201/202/203/204/206 -95	201/202/203/204/206 -97	201/202/203/204/206 -99	220/221/223/229 -OT
DESCRIPTION:	Raymond/Reece/ Revelin/Raiden / Robinson LAF CORNER RETURN SOFA 8-WAY HAND TIE	Raymond/Reece/ Revelin/Raiden / Robinson RAF CORNER RETURN SOFA 8-WAY HAND TIE	Raymond/Reece/ Revelin/Raiden / Robinson STATIONARY SOFA 8-WAY HAND TIE	Raymond/Reece/ Revelin/Raiden / Robinson FULL RECLINE SOFA WITH POWER HEADRESTS	Raymond/Reece/ Revelin/Raiden / Robinson ANGLED SOFA 8-WAY HAND TIE	WARNER/STERLING/ HANLEY/RANDLEMAN OTTOMAN
PROGRAM:	LUXE FOR LIVING	LUXE FOR LIVING	LUXE FOR LIVING	LUXE FOR LIVING	LUXE FOR LIVING	SECT SEAT BY DESN
STANDARD FINISH:	MH-MAHOAGANY	MH-MAHOAGANY	MH-MAHOAGANY	MH-MAHOAGANY	MH-MAHOAGANY	MH-MAHOAGANY
SEE PG 3 FOR A COMPLETE LIST OF AVAIL FINISHES	OPTIONAL FINISHES AVAIL AT NO UPCHARGE	OPTIONAL FINISHES AVAIL AT NO UPCHARGE	OPTIONAL FINISHES AVAIL AT NO UPCHARGE	OPTIONAL FINISHES AVAIL AT NO UPCHARGE	OPTIONAL FINISHES AVAIL AT NO UPCHARGE	OPTIONAL FINISHES AVAIL AT NO UPCHARGE
STANDARD CUSHION: ADDITIONAL CUSHION OPTIONS:	SPRING DOWN EXTRA FIRM - \$225	SPRING DOWN EXTRA FIRM - \$225	SPRING DOWN EXTRA FIRM - \$225	SPRING DOWN EXTRA FIRM - \$225	SPRING DOWN EXTRA FIRM - \$225	N/A
PILLOW TYPE:	LOOSE PILLOW TWO PC BACK (-2)	LOOSE PILLOW TWO PC BACK (-2)	LOOSE PILLOW TWO PC BACK (-2)	SEMI-ATTACHED TWO PC BACK (-2)	LOOSE PILLOW TWO PC BACK (-2)	N/A
SPECIAL PROGRAM OPTIONS:	Choice of Turned or Tapered Leg; Choice of Welt or Double-Needle seam treatment	Choice of Turned or Tapered Leg; Choice of Welt or Double-Needle seam treatment	Choice of Turned or Tapered Leg; Choice of Welt or Double-Needle seam treatment	Choice of Turned or Tapered Leg; Choice of Welt or Double-Needle seam treatment	Choice of Turned or Tapered Leg; Choice of Welt or Double-Needle seam treatment	Choice of Turned or Tapered Leg; Choice of Welt or Double-Needle seam treatment
STANDARD RELEASE:	N/A	N/A	N/A	POWER BUTTON IS STANDARD RELEASE	N/A	N/A
POWER RECLINE OPTIONS:	N/A	N/A	N/A	BB: POWER BUTTON WITH BATTERY PACK: \$900 UPCHARGE	N/A	N/A
POWER UPCHARGES INCLUDE ALL MOTORIZED SEATS PER SKU				LUMBAR OPT - \$300		
STANDARD NAIL:	201 - N/A 202/203/204/206-NAT#9	201 - N/A 202/203/204/206-NAT#9	201 - N/A 202/203/204/206-NAT#9	201 - N/A 202/203/204/206-NAT#9	201 - N/A 202/203/204/206-NAT#9	220/221/229-NAT#9 223 - N/A
NO NAIL OPTION:	201 - STANDARD 202/203/204/206-AVAIL	201 - STANDARD 202/203/204/206-AVAIL	201 - STANDARD 202/203/204/206-AVAIL	201 - STANDARD 202/203/204/206-AVAIL	201 - STANDARD 202/203/204/206-AVAIL	220/221/229-AVAIL 223 - STD
OVERALL DIMENSIONS:	SEE SCHEMATIC ON PAGES 89 - 93 FOR DIMENSIONS PER STYLE	SEE SCHEMATIC ON PAGES 89 - 93 FOR DIMENSIONS PER STYLE	SEE SCHEMATIC ON PAGES 89 - 93 FOR DIMENSIONS PER STYLE	SEE SCHEMATIC ON PAGES 89 - 93 FOR DIMENSIONS PER STYLE	SEE SCHEMATIC ON PAGES 89 - 93 FOR DIMENSIONS PER STYLE	SEE SCHEMATIC ON PAGES 99 - 101 FOR DIMENSIONS PER STYLE
WEDGEWALL SPACE:						
SEAT HEIGHT:	21	21	21	21	21	
SEAT DEPTH:	21.5	21.5	21.5	21.5	21.5	
SEAT WIDTH:	71	71	75	75	78	
ARM HEIGHT:	25.5	25.5	25.5	25.5	25	
SEAT TO BACK HEIGHT:	20	20	20	20	20	
DIST FRM WALL TO RECLNE: CHAIR IN FULL RECLINE:						
WEIGHT:	290	290	270	290	287	35
54 " PLAIN COM YDG.	23 1/2	23 1/2	20 1/2	19 1/2	21 3/4	2 3/4
CUBES:	120.34	120.34	120.34	120.34	120.34	11.71
FABRIC GRADE I / COM	6999	6999	6269	11549	7099	1589
FABRIC GRADE II	7329	7329	6599	12049	7429	1689
FABRIC GRADE III / COL	7659	7659	6929	12539	7759	1779
FABRIC GRADE IV	7989	7989	7259	13039	8089	1879
FABRIC GRADE V	8319	8319	7589	13529	8419	1979
FABRIC GRADE VI	8649	8649	7919	14029	8749	2079
MARRIED COVER						
LEATHER - GRADE 1	9179	9179	8249	14189	9899	1919
LEATHER - GRADE 2	9509	9509	8579	14689	10229	2019
LEATHER - GRADE 3	10169	10169	9239	15679	10889	2209
LEATHER - GRADE 4	10829	10829	9899	16669	11549	2409
LEATHER - NOVELTY	10659	10659	9739	16169	11389	2709
LEATHER - NOVELTY PREMIUM	11159	11159	10229	16669	11879	3199

ITEM NUMBER:	220/221/223/229 -25	220/221/223/229 -38	220/221/223/229 -41	220/221/223/229 -42	220/221/223/229 -57	220/221/223/229 -58
DESCRIPTION:	WARNER/STERLING/ HANLEY/RANDLEMAN STATIONARY CHAIR 8-WAY HAND TIE	WARNER/STERLING/ HANLEY/RANDLEMAN ARMLESS CHAIR 8-WAY HAND TIE	WARNER/STERLING/ HANLEY/RANDLEMAN LAF CHAISE LOUNGE 8-WAY HAND TIE	WARNER/STERLING/ HANLEY/RANDLEMAN RAF CHAISE LOUNGE 8-WAY HAND TIE	WARNER/STERLING/ HANLEY/RANDLEMAN LAF STATIONARY LOVESEAT 8-WAY HAND TIE	WARNER/STERLING/ HANLEY/RANDLEMAN RAF STATIONARY LOVESEAT 8-WAY HAND TIE
PROGRAM:	SECT SEAT BY DESN	SECT SEAT BY DESN	SECT SEAT BY DESN	SECT SEAT BY DESN	SECT SEAT BY DESN	SECT SEAT BY DESN
STANDARD FINISH:	MH-MAHOGANY	MH-MAHOGANY	MH-MAHOGANY	MH-MAHOGANY	MH-MAHOGANY	MH-MAHOGANY
SEE PG 3 FOR A COMPLETE LIST OF AVAIL FINISHES	OPTIONAL FINISHES AVAIL AT NO UPCHARGE	OPTIONAL FINISHES AVAIL AT NO UPCHARGE	OPTIONAL FINISHES AVAIL AT NO UPCHARGE	OPTIONAL FINISHES AVAIL AT NO UPCHARGE	OPTIONAL FINISHES AVAIL AT NO UPCHARGE	OPTIONAL FINISHES AVAIL AT NO UPCHARGE
STANDARD CUSHION: ADDITIONAL CUSHION OPTIONS:	SPRING DOWN EXTRA FIRM - \$75	SPRING DOWN EXTRA FIRM - \$75	SPRING DOWN EXTRA FIRM - \$150	SPRING DOWN EXTRA FIRM - \$150	SPRING DOWN EXTRA FIRM - \$150	SPRING DOWN EXTRA FIRM - \$150
PILLOW TYPE:	LOOSE PILLOW	LOOSE PILLOW	LOOSE PILLOW	LOOSE PILLOW	LOOSE PILLOW	LOOSE PILLOW
SPECIAL PROGRAM OPTIONS:	Choice of Turned or Tapered Leg; Choice of Welt or Double-Needle seam treatment	Choice of Turned or Tapered Leg; Choice of Welt or Double-Needle seam treatment	Choice of Turned or Tapered Leg; Choice of Welt or Double-Needle seam treatment	Choice of Turned or Tapered Leg; Choice of Welt or Double-Needle seam treatment	Choice of Turned or Tapered Leg; Choice of Welt or Double-Needle seam treatment	Choice of Turned or Tapered Leg; Choice of Welt or Double-Needle seam treatment
STANDARD RELEASE:	N/A	N/A	N/A	N/A	N/A	N/A
POWER RECLINE OPTIONS:	N/A	N/A	N/A	N/A	N/A	N/A
POWER UPCHARGES INCLUDE ALL MOTORIZED SEATS PER SKU						
STANDARD NAIL:	220/221/229-NAT#9 223 - N/A	220/221/229-NAT#9 223 - N/A	220/221/229-NAT#9 223 - N/A	220/221/229-NAT#9 223 - N/A	220/221/229-NAT#9 223 - N/A	220/221/229-NAT#9 223 - N/A
NO NAIL OPTION:	220/221/229-AVAIL 223 - STD	220/221/229-AVAIL 223 - STD	220/221/229-AVAIL 223 - STD	220/221/229-AVAIL 223 - STD	220/221/229-AVAIL 223 - STD	220/221/229-AVAIL 223 - STD
OVERALL DIMENSIONS:	SEE SCHEMATIC ON PAGES 99 - 101 FOR DIMENSIONS PER STYLE	SEE SCHEMATIC ON PAGES 99 - 101 FOR DIMENSIONS PER STYLE	SEE SCHEMATIC ON PAGES 99 - 101 FOR DIMENSIONS PER STYLE	SEE SCHEMATIC ON PAGES 99 - 101 FOR DIMENSIONS PER STYLE	SEE SCHEMATIC ON PAGES 99 - 101 FOR DIMENSIONS PER STYLE	SEE SCHEMATIC ON PAGES 99 - 101 FOR DIMENSIONS PER STYLE
WEDGEWALL SPACE:						
SEAT HEIGHT:	21.5	21.5	21.5	21.5	21.5	21.5
SEAT DEPTH:	23	23	50	50	23	23
SEAT WIDTH:	21.5	24	26	26	48.5	48.5
ARM HEIGHT:	25.5		25.5	25.5	25.5	25.5
SEAT TO BACK HEIGHT:	15.5	15.5	15.5	15.5	15.5	15.5
DIST FRM WALL TO RECLNE: CHAIR IN FULL RECLINE:						
WEIGHT:	146	104	157	157	208	208
54 " PLAIN COM YDG.	9	6 1/2	11 1/4	11 1/4	12 1/2	12 1/2
CUBES:	44.22	44.22	90.23	90.23	90.23	90.23
FABRIC GRADE I / COM	3369	2679	4089	4089	4359	4359
FABRIC GRADE II	3529	2839	4289	4289	4519	4519
FABRIC GRADE III / COL	3699	3009	4489	4489	4689	4689
FABRIC GRADE IV	3859	3169	4689	4689	4849	4849
FABRIC GRADE V	4029	3339	4889	4889	5019	5019
FABRIC GRADE VI	4189	3499	5079	5079	5179	5179
MARRIED COVER						
LEATHER - GRADE 1	4189	3599	5049	5049	5839	5839
LEATHER - GRADE 2	4359	3759	5249	5249	6009	6009
LEATHER - GRADE 3	4689	4089	5649	5649	6339	6339
LEATHER - GRADE 4	5019	4419	6039	6039	6669	6669
LEATHER - NOVELTY	5179	4589	6139	6139	6829	6829
LEATHER - NOVELTY PREMIUM	5679	5079	6639	6639	7329	7329

ITEM NUMBER:	220/221/223/229 -66	220/221/223/229 -68	220/221/223/229 -69	220/221/223/229 -75	220/221/223/229 -78	220/221/223/229 -79
DESCRIPTION:	WARNER/STERLING/ HANLEY/RANDLEMAN TRUE CORNER WEDGE 8-WAY HAND TIE	WARNER/STERLING/ HANLEY/RANDLEMAN CORNER WEDGE 8-WAY HAND TIE	WARNER/STERLING/ HANLEY/RANDLEMAN QUEEN SLEEP SOFA AIR DREAM	WARNER/STERLING/ HANLEY/RANDLEMAN STATIONARY LOVESEAT 8-WAY HAND TIE	WARNER/STERLING/ HANLEY/RANDLEMAN ARMLESS LOVESEAT 8-WAY HAND TIE	WARNER/STERLING/ HANLEY/RANDLEMAN QUEEN SLEEP SOFA
PROGRAM:	SECT SEAT BY DESN	SECT SEAT BY DESN	SECT SEAT BY DESN	SECT SEAT BY DESN	SECT SEAT BY DESN	SECT SEAT BY DESN
STANDARD FINISH:	MH-MAHOGANY	MH-MAHOGANY	MH-MAHOGANY	MH-MAHOGANY	MH-MAHOGANY	MH-MAHOGANY
SEE PG 3 FOR A COMPLETE LIST OF AVAIL FINISHES	OPTIONAL FINISHES AVAIL AT NO UPCHARGE	OPTIONAL FINISHES AVAIL AT NO UPCHARGE	OPTIONAL FINISHES AVAIL AT NO UPCHARGE	OPTIONAL FINISHES AVAIL AT NO UPCHARGE	OPTIONAL FINISHES AVAIL AT NO UPCHARGE	OPTIONAL FINISHES AVAIL AT NO UPCHARGE
STANDARD CUSHION: ADDITIONAL CUSHION OPTIONS:	SPRING DOWN EXTRA FIRM - \$150	SPRING DOWN EXTRA FIRM - \$150	SPRING DOWN EXTRA FIRM - \$225	SPRING DOWN EXTRA FIRM - \$150	SPRING DOWN EXTRA FIRM - \$150	SPRING DOWN EXTRA FIRM - \$225
PILLOW TYPE:	LOOSE PILLOW	LOOSE PILLOW	LOOSE PILLOW	LOOSE PILLOW	LOOSE PILLOW	LOOSE PILLOW
SPECIAL PROGRAM OPTIONS:	Choice of Turned or Tapered Leg; Choice of Welt or Double-Needle seam treatment	Choice of Turned or Tapered Leg; Choice of Welt or Double-Needle seam treatment	Choice of Turned or Tapered Leg; Choice of Welt or Double-Needle seam treatment	Choice of Turned or Tapered Leg; Choice of Welt or Double-Needle seam treatment	Choice of Turned or Tapered Leg; Choice of Welt or Double-Needle seam treatment	Choice of Turned or Tapered Leg; Choice of Welt or Double-Needle seam treatment
STANDARD RELEASE:	N/A	N/A	N/A	N/A	N/A	N/A
POWER RECLINE OPTIONS:	N/A	N/A	N/A	N/A	N/A	N/A
POWER UPCHARGES INCLUDE ALL MOTORIZED SEATS PER SKU						
STANDARD NAIL:	220/221/229-NAT#9 223 - N/A	220/221/229-NAT#9 223 - N/A	220/221/229-NAT#9 223 - N/A	220/221/229-NAT#9 223 - N/A	220/221/229-NAT#9 223 - N/A	220/221/229-NAT#9 223 - N/A
NO NAIL OPTION:	220/221/229-AVAIL 223 - STD	220/221/229-AVAIL 223 - STD	220/221/229-AVAIL 223 - STD	220/221/229-AVAIL 223 - STD	220/221/229-AVAIL 223 - STD	220/221/229-AVAIL 223 - STD
OVERALL DIMENSIONS:	SEE SCHEMATIC ON PAGES 99 - 101 FOR DIMENSIONS PER STYLE	SEE SCHEMATIC ON PAGES 99 - 101 FOR DIMENSIONS PER STYLE	SEE SCHEMATIC ON PAGES 99 - 101 FOR DIMENSIONS PER STYLE	SEE SCHEMATIC ON PAGES 99 - 101 FOR DIMENSIONS PER STYLE	SEE SCHEMATIC ON PAGES 99 - 101 FOR DIMENSIONS PER STYLE	SEE SCHEMATIC ON PAGES 99 - 101 FOR DIMENSIONS PER STYLE
WEDGEWALL SPACE:		51				
SEAT HEIGHT:	21.5		21.5	21.5	21.5	21.5
SEAT DEPTH:	23	23	23	23	23	23
SEAT WIDTH:	23	40	66	43	48	66
ARM HEIGHT:			25.5	25.5		25.5
SEAT TO BACK HEIGHT:	15.5	15.5	15.5	15.5	15.5	15.5
DIST FRM WALL TO RECLNE: CHAIR IN FULL RECLINE:						
WEIGHT:	146	182	290	212	157	280
54 " PLAIN COM YDG.	11	11	18 1/4	14 3/4	10 1/2	18 1/4
CUBES:	90.23	90.23	120.34	90.23	90.23	120.34
FABRIC GRADE I / COM	3629	4029	6539	5119	4189	6109
FABRIC GRADE II	3829	4229	6869	5449	4359	6439
FABRIC GRADE III / COL	4029	4419	7199	5779	4519	6769
FABRIC GRADE IV	4229	4619	7529	6109	4689	7099
FABRIC GRADE V	4419	4819	7859	6439	4849	7429
FABRIC GRADE VI	4619	5019	8189	6769	5019	7759
MARRIED COVER						
LEATHER - GRADE 1	5049	5409	9339	7259	5449	8779
LEATHER - GRADE 2	5249	5609	9669	7589	5609	9109
LEATHER - GRADE 3	5649	6009	10329	8249	5939	9769
LEATHER - GRADE 4	6039	6399	10989	8909	6269	10429
LEATHER - NOVELTY	6139	6499	10829	8749	6439	10269
LEATHER - NOVELTY PREMIUM	6639	6999	11319	9239	6929	10759

ITEM NUMBER:	220/221/223/229 -83	220/221/223/229 -84	220/221/223/229 -93	220/221/223/229 -94	220/221/223/229 -95	220/221/223/229 -96
DESCRIPTION:	WARNER/STERLING/ HANLEY/RANDLEMAN LAF STATIONARY SOFA 8-WAY HAND TIE	WARNER/STERLING/ HANLEY/RANDLEMAN RAF STATIONARY SOFA 8-WAY HAND TIE	WARNER/STERLING/ HANLEY/RANDLEMAN LAF CORNER RETURN SOFA 8-WAY HAND TIE	WARNER/STERLING/ HANLEY/RANDLEMAN RAF CORNER RETURN SOFA 8-WAY HAND TIE	WARNER/STERLING/ HANLEY/RANDLEMAN STATIONARY SOFA 8-WAY HAND TIE	WARNER/STERLING/ HANLEY/RANDLEMAN STATIONARY LARGE SOFA 8-WAY HAND TIE
PROGRAM:	SECT SEAT BY DESN	SECT SEAT BY DESN	SECT SEAT BY DESN	SECT SEAT BY DESN	SECT SEAT BY DESN	SECT SEAT BY DESN
STANDARD FINISH:	MH-MAHOGANY	MH-MAHOGANY	MH-MAHOGANY	MH-MAHOGANY	MH-MAHOGANY	MH-MAHOGANY
SEE PG 3 FOR A COMPLETE LIST OF AVAIL FINISHES	OPTIONAL FINISHES AVAIL AT NO UPCHARGE	OPTIONAL FINISHES AVAIL AT NO UPCHARGE	OPTIONAL FINISHES AVAIL AT NO UPCHARGE	OPTIONAL FINISHES AVAIL AT NO UPCHARGE	OPTIONAL FINISHES AVAIL AT NO UPCHARGE	OPTIONAL FINISHES AVAIL AT NO UPCHARGE
STANDARD CUSHION: ADDITIONAL CUSHION OPTIONS:	SPRING DOWN EXTRA FIRM - \$225	SPRING DOWN EXTRA FIRM - \$225	SPRING DOWN EXTRA FIRM - \$225	SPRING DOWN EXTRA FIRM - \$225	SPRING DOWN EXTRA FIRM - \$225	SPRING DOWN EXTRA FIRM - \$225
PILLOW TYPE:	LOOSE PILLOW	LOOSE PILLOW	LOOSE PILLOW	LOOSE PILLOW	LOOSE PILLOW	LOOSE PILLOW
SPECIAL PROGRAM OPTIONS:	Choice of Turned or Tapered Leg; Choice of Welt or Double-Needle seam treatment	Choice of Turned or Tapered Leg; Choice of Welt or Double-Needle seam treatment	Choice of Turned or Tapered Leg; Choice of Welt or Double-Needle seam treatment	Choice of Turned or Tapered Leg; Choice of Welt or Double-Needle seam treatment	Choice of Turned or Tapered Leg; Choice of Welt or Double-Needle seam treatment	Choice of Turned or Tapered Leg; Choice of Welt or Double-Needle seam treatment
STANDARD RELEASE:	N/A	N/A	N/A	N/A	N/A	N/A
POWER RECLINE OPTIONS:	N/A	N/A	N/A	N/A	N/A	N/A
POWER UPCHARGES INCLUDE ALL MOTORIZED SEATS PER SKU						
STANDARD NAIL:	220/221/229-NAT#9 223 - N/A	220/221/229-NAT#9 223 - N/A	220/221/229-NAT#9 223 - N/A	220/221/229-NAT#9 223 - N/A	220/221/229-NAT#9 223 - N/A	220/221/229-NAT#9 223 - N/A
NO NAIL OPTION:	220/221/229-AVAIL 223 - STD	220/221/229-AVAIL 223 - STD	220/221/229-AVAIL 223 - STD	220/221/229-AVAIL 223 - STD	220/221/229-AVAIL 223 - STD	220/221/229-AVAIL 223 - STD
OVERALL DIMENSIONS:	SEE SCHEMATIC ON PAGES 99 - 101 FOR DIMENSIONS PER STYLE	SEE SCHEMATIC ON PAGES 99 - 101 FOR DIMENSIONS PER STYLE	SEE SCHEMATIC ON PAGES 99 - 101 FOR DIMENSIONS PER STYLE	SEE SCHEMATIC ON PAGES 99 - 101 FOR DIMENSIONS PER STYLE	SEE SCHEMATIC ON PAGES 99 - 101 FOR DIMENSIONS PER STYLE	SEE SCHEMATIC ON PAGES 99 - 101 FOR DIMENSIONS PER STYLE
WEDGEWALL SPACE:						
SEAT HEIGHT:	21.5	21.5	21.5	21.5	21.5	21.5
SEAT DEPTH:	23	23	23	23	23	23
SEAT WIDTH:	72	72	71	71	65	75
ARM HEIGHT:	25.5	25.5	25.5	25.5	25.5	25.5
SEAT TO BACK HEIGHT:	15.5	15.5	15.5	15.5	15.5	15.5
DIST FRM WALL TO RECLNE: CHAIR IN FULL RECLINE:						
WEIGHT:	276	276	280	280	270	280
54 " PLAIN COM YDG.	15 3/4	15 3/4	22 1/2	22 1/2	17 1/4	24 1/4
CUBES:	120.34	120.34	120.34	120.34	120.34	120.34
FABRIC GRADE I / COM	5409	5409	5879	5879	5649	6139
FABRIC GRADE II	5739	5739	6209	6209	5979	6469
FABRIC GRADE III / COL	6069	6069	6539	6539	6309	6799
FABRIC GRADE IV	6399	6399	6869	6869	6639	7129
FABRIC GRADE V	6729	6729	7199	7199	6969	7459
FABRIC GRADE VI	7059	7059	7529	7529	7299	7789
MARRIED COVER						
LEATHER - GRADE 1	7819	7819	8619	8619	7629	8779
LEATHER - GRADE 2	8149	8149	8949	8949	7959	9109
LEATHER - GRADE 3	8809	8809	9609	9609	8619	9769
LEATHER - GRADE 4	9469	9469	10269	10269	9279	10429
LEATHER - NOVELTY	9309	9309	10099	10099	9109	10269
LEATHER - NOVELTY PREMIUM	9799	9799	10599	10599	9609	10759

ITEM NUMBER:	301-25 SG	302-25SW	316-25SW	318-OT	318-25	318-25SW
DESCRIPTION:	ANDRE SWIVEL GLIDER	BLAIR SWIVEL TUB CHAIR 8-WAY HAND TIE	LUNA SWIVEL TUB CHAIR 8-WAY HAND TIE	CHRISTOPHER OTTOMAN	CHRISTOPHER STATIONARY CHAIR 8-WAY HAND TIE	CHRISTOPHER SWIVEL TUB CHAIR 8-WAY HAND TIE
PROGRAM:	LUXURY ACCENTS	LUXURY ACCENTS	LUXURY ACCENTS	BYX (SEE PG 83 - 85)	BYX (SEE PG 83 - 85)	LUXURY ACCENTS
STANDARD FINISH:	N/A	N/A	N/A	MH-MAHOGANY	MH-MAHOGANY	N/A
SEE PG 3 FOR A COMPLETE LIST OF AVAIL FINISHES	N/A	N/A	N/A	OPTIONAL FINISHES AVAIL AT NO UPCHARGE	OPTIONAL FINISHES AVAIL AT NO UPCHARGE	N/A
STANDARD CUSHION: ADDITIONAL CUSHION OPTIONS:	SPRING DOWN EXTRA FIRM - \$75	SPRING DOWN EXTRA FIRM - \$75	PREMIER DOWN EXTRA FIRM - \$75	N/A	SPRING DOWN EXTRA FIRM - \$75	SPRING DOWN EXTRA FIRM - \$75
PILLOW TYPE:	LOOSE PILLOW	LOOSE PILLOW	TIGHT BACK	N/A	LOOSE PILLOW	LOOSE PILLOW
SPECIAL PROGRAM OPTIONS:	N/A	SWIVEL - STD MEMORY SWIVEL-AVAIL	SWIVEL - STD MEMORY SWIVEL-AVAIL	N/A	N/A	SWIVEL - STD MEMORY SWIVEL-AVAIL
STANDARD RELEASE:	N/A	N/A	N/A	N/A	N/A	N/A
POWER RECLINE OPTIONS:	N/A	N/A	N/A	N/A	N/A	N/A
POWER UPCHARGES INCLUDE ALL MOTORIZED SEATS PER SKU						
STANDARD NAIL:	NATURAL #9	N/A	NATURAL #54	NATURAL #9	NATURAL #9	NATURAL #9
NO NAIL OPTION:	NOT AVAILABLE	STANDARD	AVAILABLE	AVAILABLE	AVAILABLE	AVAILABLE
OVERALL DIMENSIONS:	W 35" D 40" H 34"	W 32 1/2" D 34 1/2" H 35"	W 32" D 37 1/2" H 34"	W 27" D 20" H 18"	W 29 1/2" D 38" H 36"	W 29" D 38" H 36"
WEDGEWALL SPACE:						
SEAT HEIGHT:	19.5	20.5	20		20.5	20.5
SEAT DEPTH:	21	20	22.5		21.5	21.5
SEAT WIDTH:	21.5	23	19		22	22
ARM HEIGHT:	25.5	24.5	25		24	24
SEAT TO BACK HEIGHT:	14.5	14.5	14		15.5	15.5
DIST FRM WALL TO RECLNE: CHAIR IN FULL RECLINE:						
WEIGHT:	142	147	110	30	101	111
54 " PLAIN COM YDG.	7	6 1/2	6 3/4	3	7	7 1/4
CUBES:	44.22	44.22	44.22	11.71	44.22	44.22
FABRIC GRADE I / COM	2869	2709	2479	1219	2639	2969
FABRIC GRADE II	3039	2869	2639	1319	2809	3139
FABRIC GRADE III / COL	3199	3039	2809	1419	2969	3299
FABRIC GRADE IV	3369	3199	2969	1519	3139	3469
FABRIC GRADE V	3529	3369	3139	1619	3299	3629
FABRIC GRADE VI	3699	3529	3299	1719	3469	3799
MARRIED COVER				MARRIED COVER AVAILABLE. PRICING GRID ON PG 80 - 81	MARRIED COVER AVAILABLE. PRICING GRID ON PG 80 - 81	MARRIED COVER AVAILABLE. PRICING GRID ON PG 80 - 81
LEATHER - GRADE 1	3859	3799	3299	1489	3469	3799
LEATHER - GRADE 2	4029	3959	3469	1589	3629	3959
LEATHER - GRADE 3	4359	4289	3799	1779	3959	4289
LEATHER - GRADE 4	4689	4619	4129	1979	4289	4619
LEATHER - NOVELTY	4849	4789	4289	689	4459	4789
LEATHER - NOVELTY PREMIUM	5349	5279	4789	2769	4949	5279

ITEM NUMBER:	318-75 CHRISTOPHER	318-95 CHRISTOPHER	321-25SW JAXON	335-25SW MILA	340-25SW MARIETTA	344-25SW ARTEMIS
DESCRIPTION:	STATIONARY LOVESEAT 8-WAY HAND TIE	STATIONARY SOFA 8-WAY HAND TIE	SWIVEL TUB CHAIR 8-WAY HAND TIE	SWIVEL CHAIR	SWIVEL TUB CHAIR	SWIVEL CHAIR
PROGRAM:		BYX (SEE PG 83 - 85)	LUXURY ACCENTS	LUXURY ACCENTS	LUXURY ACCENTS	LUXURY ACCENTS
STANDARD FINISH:	MH-MAHOGANY	MH-MAHOGANY	N/A	N/A	N/A	N/A
SEE PG 3 FOR A COMPLETE LIST OF AVAIL FINISHES	OPTIONAL FINISHES AVAIL AT NO UPCHARGE	OPTIONAL FINISHES AVAIL AT NO UPCHARGE	N/A	N/A	N/A	N/A
STANDARD CUSHION: ADDITIONAL CUSHION OPTIONS:	SPRING DOWN EXTRA FIRM - \$150	SPRING DOWN EXTRA FIRM - \$225	SPRING DOWN EXTRA FIRM - \$75	SPRING DOWN EXTRA FIRM - \$75	PREMIER DOWN EXTRA FIRM - \$75	SPRING DOWN EXTRA FIRM - \$75
PILLOW TYPE:	LOOSE PILLOW	LOOSE PILLOW	LOOSE PILLOW	TIGHT BACK	TIGHT BACK	TIGHT BACK W/ TOSS PILLOWS
SPECIAL PROGRAM OPTIONS:	N/A	N/A	SWIVEL - STD MEMORY SWIVEL-AVAIL	SWIVEL - STD MEMORY SWIVEL-AVAIL	SWIVEL - STD MEMORY SWIVEL-AVAIL UPCHARGE TO SWIVEL GLIDER - \$150	SWIVEL - STD MEMORY SWIVEL-AVAIL
STANDARD RELEASE:	N/A	N/A	N/A	N/A	N/A	N/A
POWER RECLINE OPTIONS:	N/A	N/A	N/A	N/A	N/A	N/A
POWER UPCHARGES INCLUDE ALL MOTORIZED SEATS PER SKU						
STANDARD NAIL:	NATURAL #9	NATURAL #9	N/A	N/A	NATURAL #9	N/A
NO NAIL OPTION:	AVAILABLE	AVAILABLE	STANDARD	STANDARD	AVAILABLE	STANDARD
OVERALL DIMENSIONS:	W 51 1/2" D 38" H 36"	W 74" D 38" H 36"	W 29 1/2" D 38 1/2" H 34 1/2"	W 32 1/2" D 33 1/2" H 34"	W 35" D 35" H 32"	W 41" D 40" H 31 1/2"
WEDGEWALL SPACE:						
SEAT HEIGHT:	20.5	20.5	19	19	19	20.5
SEAT DEPTH:	21.5	21.5	20.5	22.5	20.5	27.5 / 21.5
SEAT WIDTH:	44	66.5	21	21	20.5	32.5
ARM HEIGHT:	24	24	23.5	29.5	29.5	25.5
SEAT TO BACK HEIGHT:	15.5	15.5	15.5	15	13	11
DIST FRM WALL TO RECLNE: CHAIR IN FULL RECLINE:						
WEIGHT:	161	177	110	111	110	141
54 " PLAIN COM YDG.	10 3/4	15	6 3/4	6 3/4	6	9
CUBES:	90.23	120.34	44.22	44.22	44.22	49.57
FABRIC GRADE I / COM	4459	4789	2509	2809	2639	3299
FABRIC GRADE II	4789	5119	2679	2969	2809	3469
FABRIC GRADE III / COL	5119	5449	2839	3139	2969	3629
FABRIC GRADE IV	5449	5779	3009	3299	3139	3799
FABRIC GRADE V	5779	6109	3169	3469	3299	3959
FABRIC GRADE VI	6109	6439	3339	3629	3469	4129
MARRIED COVER		MARRIED COVER AVAILABLE. PRICING GRID ON PG 80 - 81				
LEATHER - GRADE 1	6269	6599	3269	3469	3629	4129
LEATHER - GRADE 2	6599	6929	3429	3629	3799	4289
LEATHER - GRADE 3	7259	7589	3759	3959	4129	4619
LEATHER - GRADE 4	7919	8249	4089	4289	4459	4949
LEATHER - NOVELTY	7759	8089	4259	4459	4619	5119
LEATHER - NOVELTY PREMIUM	8249	8579	4749	4949	5119	5609

ITEM NUMBER:	358-OT FREDRICKSEN	358-25 FREDRICKSEN	358-25SW FREDRICKSEN	360-25SW AMOS	400-OTT TARAVAL	400-25 TARAVAL
DESCRIPTION:	OTTOMAN	STATIONARY CHAIR	SWIVEL CHAIR	SWIVEL CHAIR 8-WAY HAND TIE	OTTOMAN	STATIONARY CHAIR
PROGRAM:	LUXURY ACCENTS	LUXURY ACCENTS	LUXURY ACCENTS	LUXURY ACCENTS	LUXURY ACCENTS	LUXURY ACCENTS
STANDARD FINISH:	MH-MAHOAGANY	MH-MAHOAGANY	N/A	N/A	MH-MAHOAGANY	MH-MAHOAGANY
SEE PG 3 FOR A COMPLETE LIST OF AVAIL FINISHES	OPTIONAL FINISHES AVAIL AT NO UPCHARGE	OPTIONAL FINISHES AVAIL AT NO UPCHARGE	N/A	N/A	OPTIONAL FINISHES AVAIL AT NO UPCHARGE	OPTIONAL FINISHES AVAIL AT NO UPCHARGE
STANDARD CUSHION: ADDITIONAL CUSHION OPTIONS:	N/A	SPRING DOWN EXTRA FIRM - \$75	SPRING DOWN EXTRA FIRM - \$75	SPRING DOWN EXTRA FIRM - \$75	N/A	PREMIER DOWN EXTRA FIRM - \$75
PILLOW TYPE:	N/A	TIGHT BACK	TIGHT BACK	TIGHT BACK	N/A	TIGHT BACK
SPECIAL PROGRAM OPTIONS:	N/A	N/A	SWIVEL - STD MEMORY SWIVEL-AVAIL	N/A	N/A	N/A
STANDARD RELEASE:	N/A	N/A	N/A	N/A	N/A	N/A
POWER RECLINE OPTIONS:	N/A	N/A	N/A	N/A	N/A	N/A
POWER UPCHARGES INCLUDE ALL MOTORIZED SEATS PER SKU						
STANDARD NAIL:	NATURAL #9	NATURAL #9	NATURAL #9	N/A	NATURAL #9	NATURAL #9/#54
NO NAIL OPTION:	N/A	N/A	N/A	STANDARD	N/A	N/A
OVERALL DIMENSIONS:	W 27" D 20" H 17 1/2"	W 31" D 39" H 35"	W 31" D 39" H 35"	W 31" D 34" H 36"	W 28 1/2" D 18" H 18 1/2"	W 30 1/2" D 35 1/2" H 46"
WEDGEWALL SPACE:						
SEAT HEIGHT:		20	20	20.5		21.5
SEAT DEPTH:		23	23	23		24.5
SEAT WIDTH:		22.5	22.5	25.5		20
ARM HEIGHT:		25.5	25.5	36		25.5
SEAT TO BACK HEIGHT:		15	15	15.5		24.5
DIST FRM WALL TO RECLNE: CHAIR IN FULL RECLINE:						
WEIGHT:	30	101	111	126	35	124
54 " PLAIN COM YDG.	3	6	6 1/2	6	2 1/4	7
CUBES:	11.71	44.22	44.22	44.22	11.71	44.22
FABRIC GRADE I / COM	1059	2809	2969	2639	1419	2839
FABRIC GRADE II	1159	2969	3139	2809	1519	3009
FABRIC GRADE III / COL	1259	3139	3299	2969	1619	3169
FABRIC GRADE IV	1359	3299	3469	3139	1719	3339
FABRIC GRADE V	1449	3469	3629	3299	1819	3499
FABRIC GRADE VI	1549	3629	3799	3469	1919	3669
MARRIED COVER						
LEATHER - GRADE 1	1319	3469	3629	3299	1779	4359
LEATHER - GRADE 2	1419	3629	3799	3469	1879	4519
LEATHER - GRADE 3	1619	3959	4129	3799	2079	4849
LEATHER - GRADE 4	1819	4289	4459	4129	2279	5179
LEATHER - NOVELTY	2109	4459	4619	4289	2579	5349
LEATHER - NOVELTY PREMIUM	2609	4949	5119	4789	3069	5839

ITEM NUMBER:	406-OT BARNABUS	406-25 BARNABUS	406-25SW BARNABUS	406-75 BARNABUS	406-95 BARNABUS	408-OT GALLIN
DESCRIPTION:	OTTOMAN	CLUB CHAIR 8-WAY HAND TIE	SWIVEL CHAIR 8-WAY HAND TIE	LOVESEAT 8-WAY HAND TIE	STATIONARY SOFA 8-WAY HAND TIE	OTTOMAN
PROGRAM:	LUXURY ACCENTS	LUXURY ACCENTS	LUXURY ACCENTS			LUXURY ACCENTS
STANDARD FINISH:	MH-MAHOGANY	MH-MAHOGANY	N/A	MH-MAHOGANY	MH-MAHOGANY	MH-MAHOGANY
SEE PG 3 FOR A COMPLETE LIST OF AVAIL FINISHES	OPTIONAL FINISHES AVAIL AT NO UPCHARGE	OPTIONAL FINISHES AVAIL AT NO UPCHARGE	N/A	OPTIONAL FINISHES AVAIL AT NO UPCHARGE	OPTIONAL FINISHES AVAIL AT NO UPCHARGE	OPTIONAL FINISHES AVAIL AT NO UPCHARGE
STANDARD CUSHION: ADDITIONAL CUSHION OPTIONS:	N/A	SPRING DOWN EXTRA FIRM - \$75	SPRING DOWN EXTRA FIRM - \$75	SPRING DOWN EXTRA FIRM - \$150	SPRING DOWN EXTRA FIRM - \$225	N/A
PILLOW TYPE:	N/A	TIGHT CHANNEL BACK	TIGHT CHANNEL BACK	TIGHT CHANNEL BACK	TIGHT CHANNEL BACK	N/A
SPECIAL PROGRAM OPTIONS:	N/A	N/A	SWIVEL - STD MEMORY SWIVEL-AVAIL	N/A	N/A	N/A
STANDARD RELEASE:	N/A	N/A	N/A	N/A	N/A	N/A
POWER RECLINE OPTIONS:	N/A	N/A	N/A	N/A	N/A	N/A
POWER UPCHARGES INCLUDE ALL MOTORIZED SEATS PER SKU						
STANDARD NAIL:	N/A	N/A	N/A	N/A	N/A	N/A
NO NAIL OPTION:	STANDARD	STANDARD	STANDARD	STANDARD	STANDARD	STANDARD
OVERALL DIMENSIONS:	W 23" D 17 1/2" H 17"	W 27 1/2" D 35" H 36"	W 27 1/2" D 35" H 36"	W 55" D 35" H 36"	W 78" D 35" H 36"	W 24" D 18" H 18 1/2"
WEDGEWALL SPACE:						
SEAT HEIGHT:		20.5	20.5	20.5	20.5	
SEAT DEPTH:		20.5	20	20.5	20.5	
SEAT WIDTH:		20	20	47	70	
ARM HEIGHT:		27	27	27	27	
SEAT TO BACK HEIGHT:		15.5	15.5	15.5	15.5	
DIST FRM WALL TO RECLNE: CHAIR IN FULL RECLINE:						
WEIGHT:	38	104	151	232	270	35
54 " PLAIN COM YDG.	2 1/2	5 1/2	6	8 3/4	11 1/4	3 1/2
CUBES:	11.71	44.22	44.22	90.23	120.34	11.71
FABRIC GRADE I / COM	1419	2639	2809	4719	5119	1259
FABRIC GRADE II	1519	2809	2969	5049	5449	1359
FABRIC GRADE III / COL	1619	2969	3139	5379	5779	1449
FABRIC GRADE IV	1719	3139	3299	5709	6109	1549
FABRIC GRADE V	1819	3299	3469	6039	6439	1649
FABRIC GRADE VI	1919	3469	3629	6369	6769	1749
MARRIED COVER						
LEATHER - GRADE 1	1819	2969	3139	5879	6269	1779
LEATHER - GRADE 2	1919	3139	3299	6209	6599	1879
LEATHER - GRADE 3	2109	3469	3629	6869	7259	2079
LEATHER - GRADE 4	2309	3799	3959	7529	7919	2279
LEATHER - NOVELTY	2609	3959	4129	7359	7759	2579
LEATHER - NOVELTY PREMIUM	3099	4459	4619	7859	8249	3069

ITEM NUMBER:	408-25	411-OT	411-OTSW	411-25	411-25SW	445-25
DESCRIPTION:	GALLIN CLUB CHAIR	ROEN OTTOMAN	ROEN SWIVEL OTTOMAN	ROEN STATIONARY CHAIR 8-WAY HAND TIE	ROEN SWIVEL TUB CHAIR	AURORA STATIONARY CHAIR 8-WAY HAND TIE
PROGRAM:	LUXURY ACCENTS	LUXURY ACCENTS	LUXURY ACCENTS	LUXURY ACCENTS	LUXURY ACCENTS	LUXURY ACCENTS
STANDARD FINISH:	MH-MAHOGANY	MH-MAHOGANY	N/A	MH-MAHOGANY	N/A	MH-MAHOGANY
SEE PG 3 FOR A COMPLETE LIST OF AVAIL FINISHES	OPTIONAL FINISHES AVAIL AT NO UPCHARGE	OPTIONAL FINISHES AVAIL AT NO UPCHARGE	N/A	OPTIONAL FINISHES AVAIL AT NO UPCHARGE	N/A	OPTIONAL FINISHES AVAIL AT NO UPCHARGE
STANDARD CUSHION: ADDITIONAL CUSHION OPTIONS:	SPRING DOWN EXTRA FIRM - \$75	N/A	N/A	SPRING DOWN EXTRA FIRM - \$75	SPRING DOWN EXTRA FIRM - \$75	PREMIER DOWN EXTRA FIRM - \$75
PILLOW TYPE:	TIGHT/BUTTONS	N/A	N/A	SEMI-ATTACHED	SEMI-ATTACHED	TIGHT BACK
SPECIAL PROGRAM OPTIONS:	N/A	N/A	Choice of Gun Metal or Pewter Base	N/A	Choice of Gun Metal or Pewter Base	N/A
STANDARD RELEASE:	N/A	N/A		N/A	N/A	N/A
POWER RECLINE OPTIONS:	N/A	N/A	N/A	N/A	N/A	N/A
POWER UPCHARGES INCLUDE ALL MOTORIZED SEATS PER SKU						
STANDARD NAIL:	N/A	N/A	N/A	N/A	N/A	NATURAL #9
NO NAIL OPTION:	STANDARD	STANDARD	STANDARD	STANDARD	STANDARD	NOT AVAILABLE
OVERALL DIMENSIONS:	W 31" D 39 1/2" H 45 1/2"	W 24" D 18" H 18"	W 24" D 18" H 18"	W 31" D 39" H 42 1/2"	W 31" D 39" H 42 1/2"	W 31 1/2" D 37 1/2" H 43 1/2"
WEDGEWALL SPACE:						
SEAT HEIGHT:	20.5			21	21	21
SEAT DEPTH:	23			22	22	22
SEAT WIDTH:	20.5			23	23	21
ARM HEIGHT:	23.5			25	25	24.5
SEAT TO BACK HEIGHT:	25			21.5	21.5	22.5
DIST FRM WALL TO RECLNE: CHAIR IN FULL RECLINE:						
WEIGHT:	137	36	36	86	127	117
54 " PLAIN COM YDG.	6 1/4	2 1/4	2 1/4	6 1/2	6 1/2	7 1/4
CUBES:	44.22	11.71	11.71	44.22	44.22	44.22
FABRIC GRADE I / COM	2809	1219	1489	2969	3469	2809
FABRIC GRADE II	2969	1319	1589	3139	3629	2969
FABRIC GRADE III / COL	3139	1419	1689	3299	3799	3139
FABRIC GRADE IV	3299	1519	1779	3469	3959	3299
FABRIC GRADE V	3469	1619	1879	3629	4129	3469
FABRIC GRADE VI	3629	1719	1979	3799	4289	3629
MARRIED COVER						
LEATHER - GRADE 1	3299	1319	1719	3629	4129	3469
LEATHER - GRADE 2	3469	1419	1819	3799	4289	3629
LEATHER - GRADE 3	3799	1619	2019	4129	4619	3959
LEATHER - GRADE 4	4129	1819	2209	4459	4949	4289
LEATHER - NOVELTY	4289	2109	2509	4619	5119	4459
LEATHER - NOVELTY PREMIUM	4789	2609	3009	5119	5609	4949

ITEM NUMBER:	448-OT OLIVER	448-25 OLIVER	448-25SW OLIVER	448-75 OLIVER	448-95 OLIVER	449-OT FALLON
DESCRIPTION:	OTTOMAN	STATIONARY CHAIR 8-WAY HAND TIE	SWIVEL CHAIR	STATIONARY LOVESEAT 8-WAY HAND TIE	STATIONARY SOFA 8-WAY HAND TIE	OTTOMAN
PROGRAM:						LUXURY ACCENTS
STANDARD FINISH:	MH-MAHOGANY	MH-MAHOGANY	N/A	MH-MAHOGANY	MH-MAHOGANY	MH-MAHOGANY
SEE PG 3 FOR A COMPLETE LIST OF AVAIL FINISHES	OPTIONAL FINISHES AVAIL AT NO UPCHARGE	OPTIONAL FINISHES AVAIL AT NO UPCHARGE	N/A	OPTIONAL FINISHES AVAIL AT NO UPCHARGE	OPTIONAL FINISHES AVAIL AT NO UPCHARGE	OPTIONAL FINISHES AVAIL AT NO UPCHARGE
STANDARD CUSHION: ADDITIONAL CUSHION OPTIONS:	N/A	SPRING DOWN EXTRA FIRM - \$75	SPRING DOWN EXTRA FIRM - \$75	SPRING DOWN EXTRA FIRM - \$150	SPRING DOWN EXTRA FIRM - \$225	N/A
PILLOW TYPE:	N/A	LOOSE PILLOW	LOOSE PILLOW	LOOSE PILLOW	LOOSE PILLOW	N/A
SPECIAL PROGRAM OPTIONS:	N/A	N/A	SWIVEL - STD MEMORY SWIVEL-AVAIL	N/A	N/A	N/A
STANDARD RELEASE:	N/A	N/A	N/A	N/A	N/A	N/A
POWER RECLINE OPTIONS:	N/A	N/A	N/A	N/A	N/A	N/A
POWER UPCHARGES INCLUDE ALL MOTORIZED SEATS PER SKU						
STANDARD NAIL:	NATURAL #9	NATURAL #9	NATURAL #9	NATURAL #9	NATURAL #9	NATURAL #9
NO NAIL OPTION:	AVAILABLE	AVAILABLE	AVAILABLE	AVAILABLE	AVAILABLE	AVAILABLE
OVERALL DIMENSIONS:	W 26" D 20" H 17 1/2"	W 35 1/2" D 39" H 36"	W 35 1/2" D 39" H 36"	W 63 1/2" D 39" H 36"	W 88 1/2" D 39" H 36"	W 24" D 18" H 17 1/2"
WEDGEWALL SPACE:						
SEAT HEIGHT:		20.5	20.5	20.5	20.5	
SEAT DEPTH:		22	22	22	22	
SEAT WIDTH:		21.5	21.5	49	74	
ARM HEIGHT:		24.5	24.5	24.5	24.5	
SEAT TO BACK HEIGHT:		15.5	15.5	15.5	16.5	
DIST FRM WALL TO RECLNE: CHAIR IN FULL RECLINE:						
WEIGHT:	35	106	126	136	222	35
54 " PLAIN COM YDG.	3	8 1/4	8.5	14 1/2	18	2 3/4
CUBES:	11.71	44.22	44.22	90.23	120.34	11.71
FABRIC GRADE I / COM	1289	2969	3139	5449	5779	1219
FABRIC GRADE II	1389	3139	3299	5779	6109	1319
FABRIC GRADE III / COL	1489	3299	3469	6109	6439	1419
FABRIC GRADE IV	1589	3469	3629	6439	6769	1519
FABRIC GRADE V	1689	3629	3799	6769	7099	1619
FABRIC GRADE VI	1779	3799	4129	7099	7429	1719
MARRIED COVER	MARRIED COVER AVAILABLE. PRICING GRID ON PG 80 - 81	MARRIED COVER AVAILABLE. PRICING GRID ON PG 80 - 81	MARRIED COVER AVAILABLE. PRICING GRID ON PG 80 - 81	MARRIED COVER AVAILABLE. PRICING GRID ON PG 80 - 81	MARRIED COVER AVAILABLE. PRICING GRID ON PG 80 - 81	MARRIED COVER AVAILABLE. PRICING GRID ON PG 80 - 81
LEATHER - GRADE 1	1649	3959	4129	7099	7429	1489
LEATHER - GRADE 2	1749	4129	4289	7429	7759	1589
LEATHER - GRADE 3	1949	4459	4619	8089	8419	1779
LEATHER - GRADE 4	2149	4789	4949	8749	9079	1979
LEATHER - NOVELTY	2439	4949	5119	8579	8909	2279
LEATHER - NOVELTY PREMIUM	2939	5449	5609	9079	9409	2769

ITEM NUMBER:	449-25 FALLON	449-25SW FALLON	451-25SW ADRIAN	452-25SW HAYDEN	463-OTT KIRBY	463-25 KIRBY
DESCRIPTION:	STATIONARY CHAIR	SWIVEL CHAIR 8-WAY HAND TIE	SWIVEL CHAIR 8-WAY HAND TIE	SWIVEL CHAIR 8-WAY HAND TIE	OTTOMAN	STATIONARY CHAIR 8-WAY HAND TIE
PROGRAM:	LUXURY ACCENTS	LUXURY ACCENTS	LUXURY ACCENTS	LUXURY ACCENTS	LUXURY ACCENTS	LUXURY ACCENTS
STANDARD FINISH:	MH-MAHOGANY	N/A	N/A	N/A	MH-MAHOGANY	MH-MAHOGANY
SEE PG 3 FOR A COMPLETE LIST OF AVAIL FINISHES	OPTIONAL FINISHES AVAIL AT NO UPCHARGE	N/A	N/A	N/A	OPTIONAL FINISHES AVAIL AT NO UPCHARGE	OPTIONAL FINISHES AVAIL AT NO UPCHARGE
STANDARD CUSHION: ADDITIONAL CUSHION OPTIONS:	SPRING DOWN EXTRA FIRM - \$75	SPRING DOWN EXTRA FIRM - \$75	SPRING DOWN EXTRA FIRM - \$75	SPRING DOWN EXTRA FIRM - \$75	N/A	PREMIER DOWN EXTRA FIRM - \$75
PILLOW TYPE:	LOOSE PILLOW	LOOSE PILLOW	TIGHT BACK	TIGHT BACK	N/A	TUFTED
SPECIAL PROGRAM OPTIONS:	N/A	N/A	N/A	N/A	Choice of Turned or Tapered Leg	Choice of Turned or Tapered Leg
STANDARD RELEASE:	N/A	N/A	N/A	N/A	N/A	N/A
POWER RECLINE OPTIONS:	N/A	N/A	N/A	N/A	N/A	N/A
POWER UPCHARGES INCLUDE ALL MOTORIZED SEATS PER SKU						
STANDARD NAIL:	NATURAL #9	NATURAL #9	N/A	#9 NATURAL	NATURAL #54	NATURAL #9/#54
NO NAIL OPTION:	AVAILABLE	AVAILABLE	STANDARD	AVAILABLE	AVAILABLE	AVAILABLE
OVERALL DIMENSIONS:	W 30" D 37 1/2" H 36"	W 30" D 37 1/2" H 36"	W 36" D 36" H 31"	W 33" D 40" H 42"	W 22" D 16" H 17"	W 35 1/2" D 39" H 36"
WEDGEWALL SPACE:						
SEAT HEIGHT:	20.5	20.5	20	20.5		19
SEAT DEPTH:	20.5	20.5	23	22.5		23.5
SEAT WIDTH:	20.5	20.5	27	22.5		19.5
ARM HEIGHT:	24	24	25	25.5		26
SEAT TO BACK HEIGHT:	15.5	15.5	11	21.5		17
DIST FRM WALL TO RECLNE: CHAIR IN FULL RECLINE:						
WEIGHT:	101	152	116	152	35	117
54 " PLAIN COM YDG.	6 3/4	7	6	7	2 1/2	7 1/4
CUBES:	44.22	44.22	44.22	44.22	11.71	44.22
FABRIC GRADE I / COM	2639	9609	2969	2969	1259	3299
FABRIC GRADE II	2809	3069	3139	3139	1359	3469
FABRIC GRADE III / COL	2969	3239	3299	3299	1449	3629
FABRIC GRADE IV	3139	3399	3469	3469	1549	3799
FABRIC GRADE V	3299	3569	3629	3629	1649	3959
FABRIC GRADE VI	3469	3729	3799	3799	1749	4129
MARRIED COVER						
LEATHER - GRADE 1	3299	3569	3629	3959	1619	4129
LEATHER - GRADE 2	3469	3729	3799	4129	1719	4289
LEATHER - GRADE 3	3799	4059	4129	4459	1919	4619
LEATHER - GRADE 4	4129	4389	4459	4789	2109	4949
LEATHER - NOVELTY	4289	4559	4619	5119	2409	5119
LEATHER - NOVELTY PREMIUM	4789	5049	5119	5449	2909	5609

ITEM NUMBER:	477-OT	477-25	477-86	477-95	478-OT	478-25
DESCRIPTION:	NOAH OTTOMAN	NOAH STATIONARY CHAIR 8-WAY HAND TIE	NOAH STATIONARY STUDIO SOFA 8-WAY HAND TIE	NOAH STATIONARY SOFA 8-WAY HAND TIE	BARKER OTTOMAN	BARKER STATIONARY CHAIR 8-WAY HAND TIE
PROGRAM:						
STANDARD FINISH:	MH-MAHOGANY	MH-MAHOGANY	MH-MAHOGANY	MH-MAHOGANY	MH-MAHOGANY	MH-MAHOGANY
SEE PG 3 FOR A COMPLETE LIST OF AVAIL FINISHES	OPTIONAL FINISHES AVAIL AT NO UPCHARGE	OPTIONAL FINISHES AVAIL AT NO UPCHARGE	OPTIONAL FINISHES AVAIL AT NO UPCHARGE	OPTIONAL FINISHES AVAIL AT NO UPCHARGE	OPTIONAL FINISHES AVAIL AT NO UPCHARGE	OPTIONAL FINISHES AVAIL AT NO UPCHARGE
STANDARD CUSHION: ADDITIONAL CUSHION OPTIONS:	N/A	SPRING DOWN EXTRA FIRM - \$75	SPRING DOWN EXTRA FIRM - \$225	SPRING DOWN EXTRA FIRM - \$225	N/A	SPRING DOWN EXTRA FIRM - \$75
PILLOW TYPE:	N/A	LOOSE PILLOW	LOOSE PILLOW	LOOSE PILLOW	N/A	LOOSE PILLOW
SPECIAL PROGRAM OPTIONS:	N/A	N/A	N/A	N/A	N/A	N/A
STANDARD RELEASE:	N/A	N/A	N/A	N/A	N/A	N/A
POWER RECLINE OPTIONS:	N/A	N/A	N/A	N/A	N/A	N/A
POWER UPCHARGES INCLUDE ALL MOTORIZED SEATS PER SKU						
STANDARD NAIL:	NATURAL #54	NATURAL #54	NATURAL #54	NATURAL #54	N/A	N/A
NO NAIL OPTION:	AVAILABLE	AVAILABLE	AVAILABLE	AVAILABLE	STANDARD	STANDARD
OVERALL DIMENSIONS:	W 34 1/2" D 28 1/2" H 17 1/2"	W 45" D 40" H 38"	W 76" D 40" H 38"	W 96" D 40" H 38"	W 31" D 23" H 18"	W 36" D 42" H 40"
WEDGEWALL SPACE:						
SEAT HEIGHT:		21	21	21		21
SEAT DEPTH:		23	23	23		24
SEAT WIDTH:		28	59	79		25
ARM HEIGHT:		27	27	27		24.5
SEAT TO BACK HEIGHT:		17	17	17		19
DIST FRM WALL TO RECLNE: CHAIR IN FULL RECLINE:						
WEIGHT:	45	131	187	247	40	106
54 " PLAIN COM YDG.	3.75	10	17 1/4	17 1/2	2 3/4	6 3/4
CUBES:	11.71	44.22	120.34	120.34	11.71	44.20
FABRIC GRADE I / COM	1819	3629	6239	6569	1219	2809
FABRIC GRADE II	1919	3799	6569	6899	1319	2969
FABRIC GRADE III / COL	2019	3959	6899	7229	1419	3139
FABRIC GRADE IV	2109	4129	7229	7559	1519	3299
FABRIC GRADE V	2209	4289	7559	7889	1619	3469
FABRIC GRADE VI	2309	4459	7889	8219	1719	3629
MARRIED COVER						
LEATHER - GRADE 1	2079	4849	7989	8319	1489	3629
LEATHER - GRADE 2	2179	5019	8319	8649	1589	3799
LEATHER - GRADE 3	2379	5349	8979	9309	1779	4129
LEATHER - GRADE 4	2579	5679	9639	9969	1979	4459
LEATHER - NOVELTY	2869	5839	9469	9799	2279	4619
LEATHER - NOVELTY PREMIUM	3369	6339	9969	10299	2769	5119

ITEM NUMBER:	478-75	478-95	486-OT	486-25	486-75	486-95
DESCRIPTION:	BARKER STATIONARY LOVESEAT 8-WAY HAND TIE	BARKER STATIONARY SOFA 8-WAY HAND TIE	BARNABUS OTTOMAN	BARNABUS STATIONARY CHAIR 8-WAY HAND TIE	BARNABUS STATIONARY LOVESEAT W/ BENCH SEAT 8-WAY HAND TIE	BARNABUS STATIONARY SOFA W/ BENCH SEAT 8-WAY HAND TIE
PROGRAM:			LUXURY ACCENTS	LUXURY ACCENTS		
STANDARD FINISH:	MH-MAHOGANY	MH-MAHOGANY	MH-MAHOGANY	MH-MAHOGANY	MH-MAHOGANY	MH-MAHOGANY
SEE PG 3 FOR A COMPLETE LIST OF AVAIL FINISHES	OPTIONAL FINISHES AVAIL AT NO UPCHARGE	OPTIONAL FINISHES AVAIL AT NO UPCHARGE	OPTIONAL FINISHES AVAIL AT NO UPCHARGE	OPTIONAL FINISHES AVAIL AT NO UPCHARGE	OPTIONAL FINISHES AVAIL AT NO UPCHARGE	OPTIONAL FINISHES AVAIL AT NO UPCHARGE
STANDARD CUSHION: ADDITIONAL CUSHION OPTIONS:	SPRING DOWN EXTRA FIRM - \$150	SPRING DOWN EXTRA FIRM - \$225	N/A	SPRING DOWN EXTRA FIRM - \$75	SPRING DOWN EXTRA FIRM - \$150	SPRING DOWN EXTRA FIRM - \$225
PILLOW TYPE:	LOOSE PILLOW	LOOSE PILLOW	N/A	TIGHT CHANNEL BACK	TIGHT CHANNEL BACK	TIGHT CHANNEL BACK
SPECIAL PROGRAM OPTIONS:	N/A	N/A	N/A	N/A	N/A	N/A
STANDARD RELEASE:	N/A	N/A	N/A	N/A	N/A	N/A
POWER RECLINE OPTIONS:	N/A	N/A	N/A	N/A	N/A	N/A
POWER UPCHARGES INCLUDE ALL MOTORIZED SEATS PER SKU						
STANDARD NAIL:	N/A	N/A	N/A	N/A	N/A	N/A
NO NAIL OPTION:	STANDARD	STANDARD	STANDARD	STANDARD	STANDARD	STANDARD
OVERALL DIMENSIONS:	W D 42" H 40"	W 93 1/2" D 42" H 40"	W 23" D 17 1/2" H 17"	W 27.5" D 35" H 36"	W 55" D 35" H 36"	W 78" D 35" H 36"
WEDGEWALL SPACE:						
SEAT HEIGHT:	21	21		20.5	20.5	20.5
SEAT DEPTH:	24	24		20.5	20.5	20.5
SEAT WIDTH:		83		20	47	70
ARM HEIGHT:	24.5	24.5		27	27	27
SEAT TO BACK HEIGHT:	19	19		15.5	15.5	15.5
DIST FRM WALL TO RECLNE: CHAIR IN FULL RECLINE:						
WEIGHT:	161	232	38	104	207	280
54 " PLAIN COM YDG.	16 1/4	23	3 1/2	5 1/2	8 3/4	11 1/4
CUBES:	90.23	120.34	11.71	44.22	90.23	129.32
FABRIC GRADE I / COM	5279	5609	1419	2809	4719	5119
FABRIC GRADE II	5609	5939	1519	2969	5049	5449
FABRIC GRADE III / COL	5939	6269	1619	3139	5379	5779
FABRIC GRADE IV	6269	6599	1719	3299	5709	6109
FABRIC GRADE V	6599	6929	1819	3469	6039	6439
FABRIC GRADE VI	6929	7259	1919	3629	6369	6769
MARRIED COVER						
LEATHER - GRADE 1	6929	7259	1819	3469	5879	6269
LEATHER - GRADE 2	7259	7589	1919	3629	6209	6599
LEATHER - GRADE 3	7919	8249	2109	3959	6869	7259
LEATHER - GRADE 4	8579	8909	2309	4289	7529	7919
LEATHER - NOVELTY	8419	8749	2609	4459	7359	7759
LEATHER - NOVELTY PREMIUM	8909	9239	3099	4949	7859	8249

ITEM NUMBER:	508-OT YORBA	508-25 YORBA	508-75 YORBA	508-95 YORBA	517-OT JADEN	517-25 JADEN
DESCRIPTION:	OTTOMAN	STATIONARY CHAIR 8-WAY HAND TIE	STATIONARY LOVESEAT 8-WAY HAND TIE	STATIONARY SOFA 8-WAY HAND TIE	OTTOMAN	STATIONARY CHAIR 8-WAY HAND TIE
PROGRAM:						
STANDARD FINISH:	MH-MAHOGANY	MH-MAHOGANY	MH-MAHOGANY	MH-MAHOGANY	MH-MAHOGANY	MH-MAHOGANY
SEE PG 3 FOR A COMPLETE LIST OF AVAIL FINISHES	OPTIONAL FINISHES AVAIL AT NO UPCHARGE	OPTIONAL FINISHES AVAIL AT NO UPCHARGE	OPTIONAL FINISHES AVAIL AT NO UPCHARGE	OPTIONAL FINISHES AVAIL AT NO UPCHARGE	OPTIONAL FINISHES AVAIL AT NO UPCHARGE	OPTIONAL FINISHES AVAIL AT NO UPCHARGE
STANDARD CUSHION: ADDITIONAL CUSHION OPTIONS:	N/A	SPRING DOWN EXTRA FIRM - \$75	SPRING DOWN EXTRA FIRM - \$150	SPRING DOWN EXTRA FIRM - \$225	N/A	SPRING DOWN EXTRA FIRM - \$75
PILLOW TYPE:	N/A	LOOSE PILLOW	LOOSE PILLOW	LOOSE PILLOW	N/A	TUFTED BACK
SPECIAL PROGRAM OPTIONS:	N/A	N/A	N/A	N/A	N/A	N/A
STANDARD RELEASE:	N/A	N/A	N/A	N/A	N/A	N/A
POWER RECLINE OPTIONS:	N/A	N/A	N/A	N/A	N/A	N/A
POWER UPCHARGES INCLUDE ALL MOTORIZED SEATS PER SKU						
STANDARD NAIL:	N/A	N/A	N/A	N/A	N/A	N/A
NO NAIL OPTION:	STANDARD	STANDARD	STANDARD	STANDARD	STANDARD	STANDARD
OVERALL DIMENSIONS:	W 26" D 20" H 19"	W 33" D 37" H 35"	W 54 1/2" D 37" H 35"	W 76" D 37" H 35"	W 30" D 22" H 17 1/2"	W 39 1/2" D 41" H 33"
WEDGEWALL SPACE: SEAT HEIGHT: SEAT DEPTH: SEAT WIDTH: ARM HEIGHT: SEAT TO BACK HEIGHT: DIST FRM WALL TO RECLNE: CHAIR IN FULL RECLINE:		20.5 21.5 21.5 26 14.5	20.5 21.5 42.5 26 14.5	20.5 21.5 64 26 14.5		20 23.5 28.5 30.5 13
WEIGHT: 54 " PLAIN COM YDG.	35 2 3/4	117 7 3/4	123 11	162 14 3/4	35 3 1/2	121 8 1/2
CUBES:	11.71	44.22	90.23	120.34	11.71	44.22
FABRIC GRADE I / COM	1319	2609	4089	4459	1389	3629
FABRIC GRADE II	1419	2769	4419	4789	1489	3799
FABRIC GRADE III / COL	1519	2939	4749	5119	1589	3959
FABRIC GRADE IV	1619	3099	5079	5449	1689	4129
FABRIC GRADE V	1719	3269	5409	5779	1779	4289
FABRIC GRADE VI	1819	3429	5739	6109	1879	4459
MARRIED COVER						
LEATHER - GRADE 1	1719	3629	6209	6569	1719	4949
LEATHER - GRADE 2	1819	3799	6539	6899	1819	5119
LEATHER - GRADE 3	2019	4129	7199	7559	2019	5449
LEATHER - GRADE 4	2209	4459	7859	8219	2209	5779
LEATHER - NOVELTY	2509	4619	7689	8049	2509	5939
LEATHER - NOVELTY PREMIUM	3009	5119	8189	8549	3009	6439

ITEM NUMBER:	517-25SW JADEN	517-95 JADEN	518-OT LAYNA	518-25 LAYNA	518-75 LAYNA	518-95 LAYNA
DESCRIPTION:	SWIVEL CHAIR	STATIONARY SOFA 8-WAY HAND TIE	OTTOMAN	STATIONARY CHAIR 8-WAY HAND TIE	STATIONARY LOVESEAT 8-WAY HAND TIE	STATIONARY SOFA 8-WAY HAND TIE
PROGRAM:						
STANDARD FINISH:	N/A	MH-MAHOGANY	MH-MAHOGANY	MH-MAHOGANY	MH-MAHOGANY	MH-MAHOGANY
SEE PG 3 FOR A COMPLETE LIST OF AVAIL FINISHES	N/A	OPTIONAL FINISHES AVAIL AT NO UPCHARGE	OPTIONAL FINISHES AVAIL AT NO UPCHARGE	OPTIONAL FINISHES AVAIL AT NO UPCHARGE	OPTIONAL FINISHES AVAIL AT NO UPCHARGE	OPTIONAL FINISHES AVAIL AT NO UPCHARGE
STANDARD CUSHION: ADDITIONAL CUSHION OPTIONS:	SPRING DOWN EXTRA FIRM - \$75	SPRING DOWN EXTRA FIRM - \$225	N/A	SPRING DOWN EXTRA FIRM - \$75	SPRING DOWN EXTRA FIRM - \$150	SPRING DOWN EXTRA FIRM - \$225
PILLOW TYPE:	TUFTED BACK	TUFTED BACK	N/A	LOOSE PILLOW	LOOSE PILLOW	LOOSE PILLOW
SPECIAL PROGRAM OPTIONS:	SWIVEL - STD MEMORY SWIVEL-AVAIL		N/A	N/A	N/A	N/A
STANDARD RELEASE:	N/A	N/A	N/A	N/A	N/A	N/A
POWER RECLINE OPTIONS:	N/A	N/A	N/A	N/A	N/A	N/A
POWER UPCHARGES INCLUDE ALL MOTORIZED SEATS PER SKU						
STANDARD NAIL:	N/A	N/A	NATURAL #9	NATURAL #9	NATURAL #9	NATURAL #9
NO NAIL OPTION:	STANDARD	STANDARD	AVAILABLE	AVAILABLE	AVAILABLE	AVAILABLE
OVERALL DIMENSIONS:	W 39 1/2" D 41" H 33"	W 86" D 41" H 33"	W 30" D 22" H 17 1/2"	W 32" D 42 1/2" H 38"	W D 42 1/2" H 38"	W 83 1/2" D 42 1/2" H 38"
WEDGEWALL SPACE:						
SEAT HEIGHT:	20	20		20.5		20.5
SEAT DEPTH:	23.5	23.5		22		22
SEAT WIDTH:	28.5	74		24		74
ARM HEIGHT:	30.5	30.5		25		25
SEAT TO BACK HEIGHT:	13	13		17.5		17.5
DIST FRM WALL TO RECLNE: CHAIR IN FULL RECLINE:						
WEIGHT:	151	222	35	116	136	212
54 " PLAIN COM YDG.	8 1/2	16 1/4	3 1/4	8 1/2	13 1/2	16 3/4
CUBES:	44.22	120.34	11.71	44.22	90.23	120.34
FABRIC GRADE I / COM	3799	6929	1389	2969	5219	5609
FABRIC GRADE II	3959	7259	1489	3139	5549	5939
FABRIC GRADE III / COL	4129	7589	1589	3299	5879	6269
FABRIC GRADE IV	4289	7919	1689	3469	6209	6599
FABRIC GRADE V	4459	8249	1779	3629	6539	6929
FABRIC GRADE VI	4619	8579	1879	3799	6869	7259
MARRIED COVER						
LEATHER - GRADE 1	4949	8749	1719	3959	7159	7489
LEATHER - GRADE 2	5119	9079	1819	4129	7489	7819
LEATHER - GRADE 3	5449	9739	2019	4459	8149	8479
LEATHER - GRADE 4	5779	10399	2209	4789	8809	9139
LEATHER - NOVELTY	5939	10229	2509	4949	8649	8979
LEATHER - NOVELTY PREMIUM	6439	10729	3009	5449	9139	9469

ITEM NUMBER:	534-OT DAVIDSON	534-25 DAVIDSON	534-75 DAVIDSON	534-95 DAVIDSON	579-OT REDDISH	579-25 REDDISH
DESCRIPTION:	OTTOMAN	STATIONARY CHAIR 8-WAY HAND TIE	LOVESEAT 8-WAY HAND TIE	STATIONARY SOFA 8-WAY HAND TIE	OTTOMAN	STATIONARY CHAIR 8-WAY HAND TIE
PROGRAM:						
STANDARD FINISH:	MH-MAHOGANY	MH-MAHOGANY	MH-MAHOGANY	MH-MAHOGANY	MH-MAHOGANY	MH-MAHOGANY
SEE PG 3 FOR A COMPLETE LIST OF AVAIL FINISHES	OPTIONAL FINISHES AVAIL AT NO UPCHARGE	OPTIONAL FINISHES AVAIL AT NO UPCHARGE	OPTIONAL FINISHES AVAIL AT NO UPCHARGE	OPTIONAL FINISHES AVAIL AT NO UPCHARGE	OPTIONAL FINISHES AVAIL AT NO UPCHARGE	OPTIONAL FINISHES AVAIL AT NO UPCHARGE
STANDARD CUSHION: ADDITIONAL CUSHION OPTIONS:	N/A	SPRING DOWN EXTRA FIRM - \$75	SPRING DOWN EXTRA FIRM - \$150	SPRING DOWN EXTRA FIRM - \$225	N/A	SPRING DOWN EXTRA FIRM - \$75
PILLOW TYPE:	N/A	LOOSE PILLOW	LOOSE PILLOW	LOOSE PILLOW	N/A	LOOSE PILLOW
SPECIAL PROGRAM OPTIONS:	N/A	N/A	N/A	N/A	Choice of Turned or Tapered Leg	Choice of Turned or Tapered Leg
STANDARD RELEASE:	N/A	N/A	N/A	N/A	N/A	N/A
POWER RECLINE OPTIONS:	N/A	N/A	N/A	N/A	N/A	N/A
POWER UPCHARGES INCLUDE ALL MOTORIZED SEATS PER SKU						
STANDARD NAIL:	NATURAL #9	NATURAL #9	NATURAL #9	NATURAL #9	NATURAL #9	NATURAL #9
NO NAIL OPTION:	AVAILABLE	AVAILABLE	AVAILABLE	AVAILABLE	AVAILABLE	AVAILABLE
OVERALL DIMENSIONS:	W 25" D 19" H 17 1/2"	W 33" D 37 1/2" H 36"	W 54 1/2" D 37 1/2" H 36"	W 77" D 37 1/2" H 36"	W 28 1/2" D 20 1/2" H 17"	W 38" D 40" H 38 1/2"
WEDGEWALL SPACE:						
SEAT HEIGHT:		20.5	20.5	20.5		20.5
SEAT DEPTH:		21	21	21		22
SEAT WIDTH:		22	44	65		24
ARM HEIGHT:		26	26	26		25
SEAT TO BACK HEIGHT:		15.5	15.5	15.5		19.5
DIST FRM WALL TO RECLNE: CHAIR IN FULL RECLINE:						
WEIGHT:	34	101	160	182	39	136
54 " PLAIN COM YDG.	3 1/2	8	11	15 1/2	4	8 1/2
CUBES:	11.71	44.22	90.23	120.34	11.71	44.22
FABRIC GRADE I / COM	1259	2509	4289	4689	1289	2969
FABRIC GRADE II	1359	2679	4619	5019	1389	3139
FABRIC GRADE III / COL	1449	2839	4949	5349	1489	3299
FABRIC GRADE IV	1549	3009	5279	5679	1589	3469
FABRIC GRADE V	1649	3169	5609	6009	1689	3629
FABRIC GRADE VI	1749	3339	5939	6339	1779	3799
MARRIED COVER					MARRIED COVER AVAILABLE. PRICING GRID ON PG 80 - 81	MARRIED COVER AVAILABLE. PRICING GRID ON PG 80 - 81
LEATHER - GRADE 1	1519	3469	6209	6569	1649	3959
LEATHER - GRADE 2	1619	3629	6539	6899	1749	4129
LEATHER - GRADE 3	1819	3959	7199	7559	1949	4459
LEATHER - GRADE 4	2019	4289	7859	8219	2149	4789
LEATHER - NOVELTY	2309	4459	7689	8049	2439	4949
LEATHER - NOVELTY PREMIUM	2809	4949	8189	8549	2939	5449

ITEM NUMBER:	579-75 REDDISH	579-95 REDDISH	587-OT JADEN	587-25 JADEN	587-25SW JADEN	587-95 JADEN
DESCRIPTION:	LOVESEAT 8-WAY HAND TIE	STATIONARY SOFA 8-WAY HAND TIE	OTTOMAN	STATIONARY CHAIR 8-WAY HAND TIE	SWIVEL CHAIR	STATIONARY SOFA 8-WAY HAND TIE W/ BENCH SEAT
PROGRAM:						
STANDARD FINISH:	MH-MAHOGANY	MH-MAHOGANY	MH-MAHOGANY	MH-MAHOGANY	N/A	MH-MAHOGANY
SEE PG 3 FOR A COMPLETE LIST OF AVAIL FINISHES	OPTIONAL FINISHES AVAIL AT NO UPCHARGE	OPTIONAL FINISHES AVAIL AT NO UPCHARGE	OPTIONAL FINISHES AVAIL AT NO UPCHARGE	OPTIONAL FINISHES AVAIL AT NO UPCHARGE	N/A	OPTIONAL FINISHES AVAIL AT NO UPCHARGE
STANDARD CUSHION: ADDITIONAL CUSHION OPTIONS:	SPRING DOWN EXTRA FIRM - \$150	SPRING DOWN EXTRA FIRM - \$225	N/A	SPRING DOWN EXTRA FIRM - \$75	SPRING DOWN EXTRA FIRM - \$75	SPRING DOWN EXTRA FIRM - \$225
PILLOW TYPE:	LOOSE PILLOW	LOOSE PILLOW	N/A	TUFTED BACK	TUFTED BACK	TUFTED BACK
SPECIAL PROGRAM OPTIONS:	Choice of Turned or Tapered Leg	Choice of Turned or Tapered Leg	N/A	N/A	SWIVEL - STD MEMORY SWIVEL-AVAIL	N/A
STANDARD RELEASE:	N/A	N/A	N/A	N/A	N/A	N/A
POWER RECLINE OPTIONS:	N/A	N/A	N/A	N/A	N/A	N/A
POWER UPCHARGES INCLUDE ALL MOTORIZED SEATS PER SKU						
STANDARD NAIL:	NATURAL #9	NATURAL #9	N/A	N/A	N/A	N/A
NO NAIL OPTION:	AVAILABLE	AVAILABLE	STANDARD	STANDARD	STANDARD	STANDARD
OVERALL DIMENSIONS:	W 65" D 40" H 38 1/2"	W 88" D 40" H 38 1/2"	W 30" D 22" H 17 1/2"	W 39 1/2" D 41" H 33"	W 39 1/2" D 41" H 33"	W 86" D 41" H 33"
WEDGEWALL SPACE:						
SEAT HEIGHT:	20.5	20.5		20	20	20
SEAT DEPTH:	22	22		23.5	23.5	23.5
SEAT WIDTH:	49	73.5		28.5	28.5	74
ARM HEIGHT:	25	25		30.5	30.5	30.5
SEAT TO BACK HEIGHT:	19.5	19.5		13	13	13
DIST FRM WALL TO RECLNE: CHAIR IN FULL RECLINE:						
WEIGHT:	210	222	35	121	151	222
54 " PLAIN COM YDG.	13 1/2	16 3/4	3 1/2	8 3/4	9	16 1/4
CUBES:	90.23	120.34	11.71	44.22	44.22	120.34
FABRIC GRADE I / COM	5119	5449	1389	3629	3799	6929
FABRIC GRADE II	5449	5779	1489	3799	3959	7259
FABRIC GRADE III / COL	5779	6109	1589	3959	4129	7589
FABRIC GRADE IV	6109	6439	1689	4129	4289	7919
FABRIC GRADE V	6439	6769	1779	4289	4459	8249
FABRIC GRADE VI	6769	7099	1879	4459	4619	8579
MARRIED COVER	MARRIED COVER AVAILABLE. PRICING GRID ON PG 80 - 81	MARRIED COVER AVAILABLE. PRICING GRID ON PG 80 - 81				
LEATHER - GRADE 1	7099	7429	1719	4949	4949	8749
LEATHER - GRADE 2	7429	7759	1819	5119	5119	9079
LEATHER - GRADE 3	8089	8419	2019	5449	5449	9739
LEATHER - GRADE 4	8749	9079	2209	5779	5779	10399
LEATHER - NOVELTY	8579	8909	2509	5939	5939	10229
LEATHER - NOVELTY PREMIUM	9079	9409	3009	6439	6439	10729

ITEM NUMBER:	600-OT ZION	600-25 ZION	600-75 ZION	600-95 ZION	604-OT RAYLEN	604-25 RAYLEN
DESCRIPTION:	OTTOMAN	STATIONARY CHAIR 8-WAY HAND TIE	LOVESEAT 8-WAY HAND TIE	STATIONARY SOFA 8-WAY HAND TIE	STATIONARY OTTOMAN	STATIONARY CHAIR 8-WAY HAND TIE
PROGRAM:						
STANDARD FINISH:	MH-MAHOGANY	MH-MAHOGANY	MH-MAHOGANY	MH-MAHOGANY	MH-MAHOGANY	MH-MAHOGANY
SEE PG 3 FOR A COMPLETE LIST OF AVAIL FINISHES	OPTIONAL FINISHES AVAIL AT NO UPCHARGE	OPTIONAL FINISHES AVAIL AT NO UPCHARGE	OPTIONAL FINISHES AVAIL AT NO UPCHARGE	OPTIONAL FINISHES AVAIL AT NO UPCHARGE	OPTIONAL FINISHES AVAIL AT NO UPCHARGE	OPTIONAL FINISHES AVAIL AT NO UPCHARGE
STANDARD CUSHION: ADDITIONAL CUSHION OPTIONS:	N/A	SPRING DOWN EXTRA FIRM - \$75	SPRING DOWN EXTRA FIRM - \$150	SPRING DOWN EXTRA FIRM - \$225	N/A	SPRING DOWN EXTRA FIRM - \$75
PILLOW TYPE:	N/A	LOOSE PILLOW	LOOSE PILLOW	LOOSE PILLOW	N/A	LOOSE PILLOW
SPECIAL PROGRAM OPTIONS:	N/A	N/A	N/A	N/A	Choice of Turned or Tapered Leg	Choice of Turned or Tapered Leg
STANDARD RELEASE:	N/A	N/A	N/A	N/A	N/A	N/A
POWER RECLINE OPTIONS:	N/A	N/A	N/A	N/A	N/A	N/A
POWER UPCHARGES INCLUDE ALL MOTORIZED SEATS PER SKU						
STANDARD NAIL:	N/A	N/A	N/A	N/A	NATURAL #9	NATURAL #9
NO NAIL OPTION:	STANDARD	STANDARD	STANDARD	STANDARD	AVAILABLE	AVAILABLE
OVERALL DIMENSIONS:	W 25" D 19" H 17 1/2"	W 37" D 39 1/2" H 37"	W 63" D 39 1/2" H 37"	W 87" D 39 1/2" H 37"	W 26" D 19" H 17"	W 37" D 39" H 35 1/2"
WEDGEWALL SPACE:						
SEAT HEIGHT:		20	20	20		20.5
SEAT DEPTH:		22	22	22		22
SEAT WIDTH:		24.5	49.5	73.5		22
ARM HEIGHT:		26	26	26		25
SEAT TO BACK HEIGHT:		17	17	17		15
DIST FRM WALL TO RECLNE: CHAIR IN FULL RECLINE:						
WEIGHT:	34	101	205	217	35	102
54 " PLAIN COM YDG.	2 3/4	8 1/4	13	16 3/4	3	8 1/2
CUBES:	11.71	44.22	90.23	120.34	11.71	44.22
FABRIC GRADE I / COM	1159	2639	4619	4949	1259	2809
FABRIC GRADE II	1259	2809	4949	5279	1359	2969
FABRIC GRADE III / COL	1359	2969	5279	5609	1449	3139
FABRIC GRADE IV	1449	3139	5609	5939	1549	3299
FABRIC GRADE V	1549	3299	5939	6269	1649	3469
FABRIC GRADE VI	1649	3469	6269	6599	1749	3629
MARRIED COVER						
LEATHER - GRADE 1	1319	3629	6599	6929	1619	3859
LEATHER - GRADE 2	1419	3799	6929	7259	1719	4029
LEATHER - GRADE 3	1619	4129	7589	7919	1919	4359
LEATHER - GRADE 4	1819	4459	8249	8579	2109	4689
LEATHER - NOVELTY	2109	4619	8089	8419	2409	4849
LEATHER - NOVELTY PREMIUM	2609	5119	8579	8909	2909	5349

ITEM NUMBER:	604-75 RAYLEN	604-95 RAYLEN	624-OT EMYRSEN	624-25 EMYRSEN	624-95 EMYRSEN	625-OT WINTER
DESCRIPTION:	STATIONARY LOVESEAT 8-WAY HAND TIE	STATIONARY SOFA 8-WAY HAND TIE	OTTOMAN	STATIONARY CHAIR 8-WAY HAND TIE	STATIONARY SOFA 8-WAY HAND TIE	OTTOMAN
PROGRAM:						
STANDARD FINISH:	MH-MAHOGANY	MH-MAHOGANY	MH-MAHOGANY	MH-MAHOGANY	MH-MAHOGANY	MH-MAHOGANY
SEE PG 3 FOR A COMPLETE LIST OF AVAIL FINISHES	OPTIONAL FINISHES AVAIL AT NO UPCHARGE	OPTIONAL FINISHES AVAIL AT NO UPCHARGE	OPTIONAL FINISHES AVAIL AT NO UPCHARGE	OPTIONAL FINISHES AVAIL AT NO UPCHARGE	OPTIONAL FINISHES AVAIL AT NO UPCHARGE	OPTIONAL FINISHES AVAIL AT NO UPCHARGE
STANDARD CUSHION: ADDITIONAL CUSHION OPTIONS:	SPRING DOWN EXTRA FIRM - \$150	SPRING DOWN EXTRA FIRM - \$225	N/A	SPRING DOWN EXTRA FIRM - \$75	SPRING DOWN EXTRA FIRM - \$225	N/A
PILLOW TYPE:	LOOSE PILLOW	LOOSE PILLOW	N/A	LOOSE PILLOW	LOOSE PILLOW	N/A
SPECIAL PROGRAM OPTIONS:	Choice of Turned or Tapered Leg	Choice of Turned or Tapered Leg	N/A	N/A	N/A	N/A
STANDARD RELEASE:	N/A	N/A	N/A	N/A	N/A	N/A
POWER RECLINE OPTIONS:	N/A	N/A	N/A	N/A	N/A	N/A
POWER UPCHARGES INCLUDE ALL MOTORIZED SEATS PER SKU						
STANDARD NAIL:	NATURAL #9	NATURAL #9	N/A	N/A	N/A	#9 NATURAL
NO NAIL OPTION:	AVAILABLE	AVAILABLE	STANDARD	STANDARD	STANDARD	AVAILABLE
OVERALL DIMENSIONS:	W 59 1/2" D 39" H 35 1/2"	W 80 1/2" D 39" H 35 1/2"	W 27 1/2" D 20 1/2" H 18"	W 38" D 41" H 36"	W 80 1/2" D 41" H 36"	W 27" D 20" H 17 1/2"
WEDGEWALL SPACE:						
SEAT HEIGHT:	20.5	20.5		20.5	20.5	
SEAT DEPTH:	22	22		23	23	
SEAT WIDTH:	44	65		26.58	70	
ARM HEIGHT:	25	25		24	24	
SEAT TO BACK HEIGHT:	15	15		15.5	15.5	
DIST FRM WALL TO RECLNE: CHAIR IN FULL RECLINE:						
WEIGHT:	153	194	35	101	197	35
54 " PLAIN COM YDG.	11 1/2	15 1/4	3	7 1/2	17 1/2	3
CUBES:	90.23	120.34	11.71	44.22	101.5	11.71
FABRIC GRADE I / COM	4689	5019	1059	2639	4789	1219
FABRIC GRADE II	5019	5349	1159	2809	5119	1319
FABRIC GRADE III / COL	5349	5679	1259	2969	5449	1419
FABRIC GRADE IV	5679	6009	1359	3139	5779	1519
FABRIC GRADE V	6009	6339	1449	3299	6109	1619
FABRIC GRADE VI	6339	6669	1549	3469	6439	1719
MARRIED COVER						
LEATHER - GRADE 1	6569	6929	1489	3629	6769	1649
LEATHER - GRADE 2	6899	7259	1589	3799	7099	1749
LEATHER - GRADE 3	7559	7919	1779	4129	7759	1949
LEATHER - GRADE 4	8219	8579	1979	4459	8419	2149
LEATHER - NOVELTY	8049	8419	2279	4619	8249	2439
LEATHER - NOVELTY PREMIUM	8549	8909	2769	5119	8749	2939

ITEM NUMBER:	625-25 WINTER	625-25SW WINTER	625-95 WINTER	626-OT TATUM	626-25 TATUM	626-95 TATUM
DESCRIPTION:	STATIONARY CHAIR 8-WAY HAND TIE	SWIVEL CHAIR 8-WAY HAND TIE	STATIONARY SOFA 8-WAY HAND TIE	OTTOMAN	STATIONARY CHAIR 8-WAY HAND TIE	STATIONARY SOFA 8-WAY HAND TIE
PROGRAM:						
STANDARD FINISH:	MH-MAHOGANY	N/A	MH-MAHOGANY	MH-MAHOGANY	MH-MAHOGANY	MH-MAHOGANY
SEE PG 3 FOR A COMPLETE LIST OF AVAIL FINISHES	OPTIONAL FINISHES AVAIL AT NO UPCHARGE	N/A	OPTIONAL FINISHES AVAIL AT NO UPCHARGE	OPTIONAL FINISHES AVAIL AT NO UPCHARGE	OPTIONAL FINISHES AVAIL AT NO UPCHARGE	OPTIONAL FINISHES AVAIL AT NO UPCHARGE
STANDARD CUSHION: ADDITIONAL CUSHION OPTIONS:	SPRING DOWN EXTRA FIRM - \$75	SPRING DOWN EXTRA FIRM - \$75	SPRING DOWN EXTRA FIRM - \$225	N/A	SPRING DOWN EXTRA FIRM - \$75	SPRING DOWN EXTRA FIRM - \$225
PILLOW TYPE:	LOOSE PILLOW	LOOSE PILLOW	LOOSE PILLOW	N/A	LOOSE PILLOW	LOOSE PILLOW
SPECIAL PROGRAM OPTIONS:	N/A	N/A	N/A	N/A	N/A	N/A
STANDARD RELEASE:	N/A	N/A	N/A	N/A	N/A	N/A
POWER RECLINE OPTIONS:	N/A	N/A	N/A	N/A	N/A	N/A
POWER UPCHARGES INCLUDE ALL MOTORIZED SEATS PER SKU						
STANDARD NAIL:	#9 NATURAL	#9 NATURAL	#9 NATURAL	#9 NATURAL	#9 NATURAL	#9 NATURAL
NO NAIL OPTION:	AVAILABLE	AVAILABLE	AVAILABLE	AVAILABLE	AVAILABLE	AVAILABLE
OVERALL DIMENSIONS:	W 39 1/2" D 39 1/2" H 34"	W 39 1/2" D 39 1/2" H 34"	W 88" D 39 1/2" H 34"	W 29" D 22" H 17 1/2"	W 35 1/2" D 40 1/2" H 36 1/2"	W 83" D 40 1/2" H 36 1/2"
WEDGEWALL SPACE:						
SEAT HEIGHT:	20.5	20.5	20.5		20.5	20.5
SEAT DEPTH:	22	22	22		22.5	22.5
SEAT WIDTH:	25	25	73		24	72
ARM HEIGHT:	26.5	26.5	26.5		25	25
SEAT TO BACK HEIGHT:	13.5	13.5	13.5		16	16
DIST FRM WALL TO RECLNE: CHAIR IN FULL RECLINE:						
WEIGHT:	131	136	247		147	197
54 " PLAIN COM YDG.	8 3/4	8 3/4	16 1/2	3 1/4	7 3/4	16
CUBES:	44.22	44.22	120.34	11.71	44.22	120.34
FABRIC GRADE I / COM	2969	3139	5279	1059	2639	5019
FABRIC GRADE II	3139	3299	5609	1159	2809	5349
FABRIC GRADE III / COL	3299	3469	5939	1259	2969	5679
FABRIC GRADE IV	3469	3629	6269	1359	3139	6009
FABRIC GRADE V	3629	3799	6599	1449	3299	6339
FABRIC GRADE VI	3799	3959	6929	1549	3469	6669
MARRIED COVER						
LEATHER - GRADE 1	3959	4289	7259	1489	3629	6929
LEATHER - GRADE 2	4129	4459	7589	1589	3799	7259
LEATHER - GRADE 3	4459	4789	8249	1779	4129	7919
LEATHER - GRADE 4	4789	5119	8909	1979	4459	8579
LEATHER - NOVELTY	4949	5279	8749	2279	4619	8419
LEATHER - NOVELTY PREMIUM	5449	5779	9239	2769	5119	8909

ITEM NUMBER:	732-OT LENNON	732-25 LENNON	732-75 LENNON	732-95 LENNON	734-OT BROOKLYN	734-25 BROOKLYN
DESCRIPTION:	OTTOMAN	STATIONARY CHAIR 8-WAY HAND TIE	STATIONARY LOVESEAT 8-WAY HAND TIE	STATIONARY SOFA 8-WAY HAND TIE	OTTOMAN	STATIONARY CHAIR 8-WAY HAND TIE
PROGRAM:						
STANDARD FINISH:	MH-MAHOGANY	MH-MAHOGANY	MH-MAHOGANY	MH-MAHOGANY	MH-MAHOGANY	MH-MAHOGANY
SEE PG 3 FOR A COMPLETE LIST OF AVAIL FINISHES	OPTIONAL FINISHES AVAIL AT NO UPCHARGE	OPTIONAL FINISHES AVAIL AT NO UPCHARGE	OPTIONAL FINISHES AVAIL AT NO UPCHARGE	OPTIONAL FINISHES AVAIL AT NO UPCHARGE	OPTIONAL FINISHES AVAIL AT NO UPCHARGE	OPTIONAL FINISHES AVAIL AT NO UPCHARGE
STANDARD CUSHION: ADDITIONAL CUSHION OPTIONS:	N/A	SPRING DOWN EXTRA FIRM - \$75	SPRING DOWN EXTRA FIRM - \$150	SPRING DOWN EXTRA FIRM - \$225	N/A	SPRING DOWN EXTRA FIRM - \$75
PILLOW TYPE:	N/A	LOOSE PILLOW	LOOSE PILLOW	LOOSE PILLOW	N/A	LOOSE PILLOW
SPECIAL PROGRAM OPTIONS:	N/A	N/A	N/A	N/A	N/A	N/A
STANDARD RELEASE:	N/A	N/A	N/A	N/A	N/A	N/A
POWER RECLINE OPTIONS:	N/A	N/A	N/A	N/A	N/A	N/A
POWER UPCHARGES INCLUDE ALL MOTORIZED SEATS PER SKU						
STANDARD NAIL:	NATURAL #9	NATURAL #9	NATURAL #9	NATURAL #9	N/A	N/A
NO NAIL OPTION:	N/A	N/A	N/A	N/A	STADARD	STANDARD
OVERALL DIMENSIONS:	W 30" D 22" H 17"	W 37" D 41" H 36"	W 61" D 41" H 36"	W 85" D 41" H 36"	W 28" D 21" H 17 1/2"	W 37 1/2" D 40" H 36"
WEDGEWALL SPACE:						
SEAT HEIGHT:		20.5	20.5	20.5		20.5
SEAT DEPTH:		23	23	23		23.5
SEAT WIDTH:		23	46	70		23
ARM HEIGHT:		26	26	26		30
SEAT TO BACK HEIGHT:		15.5	15.5	15.5		15.5
DIST FRM WALL TO RECLNE: CHAIR IN FULL RECLINE:						
WEIGHT:	40	122	136	227	35	101
54 " PLAIN COM YDG.	3 1/2	8 1/4	12 1/2	16 1/4	3	8
CUBES:	11.71	44.22	90.23	210.09	11.71	44.22
FABRIC GRADE I / COM	1389	2809	4789	5119	1389	2809
FABRIC GRADE II	1489	2969	5119	5449	1489	2969
FABRIC GRADE III / COL	1589	3139	5449	5779	1589	3139
FABRIC GRADE IV	1689	3299	5779	6109	1689	3299
FABRIC GRADE V	1779	3469	6109	6439	1779	3469
FABRIC GRADE VI	1879	3629	6439	6769	1879	3629
MARRIED COVER	MARRIED COVER AVAILABLE. PRICING GRID ON PG 80 - 81	MARRIED COVER AVAILABLE. PRICING GRID ON PG 80 - 81		MARRIED COVER AVAILABLE. PRICING GRID ON PG 80 - 81	MARRIED COVER AVAILABLE. PRICING GRID ON PG 80 - 81	MARRIED COVER AVAILABLE. PRICING GRID ON PG 80 - 81
LEATHER - GRADE 1	1649	3629	6599	6929	1649	3629
LEATHER - GRADE 2	1749	3799	6929	7259	1749	3799
LEATHER - GRADE 3	1949	4129	7589	7919	1949	4129
LEATHER - GRADE 4	2149	4459	8249	8579	2149	4459
LEATHER - NOVELTY	2439	4619	8089	8419	2439	4619
LEATHER - NOVELTY PREMIUM	2939	5119	8579	8909	2939	5119

ITEM NUMBER:	734-75 BROOKLYN	734-86 BROOKLYN	734-95 BROOKLYN	742-OT CREW	742-25 CREW	742-95 CREW
DESCRIPTION:	STATIONARY LOVESEAT 8-WAY HAND TIE	STATIONARY TWO CUSHION SOFA 8-WAY HAND TIE	STATIONARY SOFA 8-WAY HAND TIE	OTTOMAN	STATIONARY CHAIR 8-WAY HAND TIE	STATIONARY SOFA 8-WAY HAND TIE
PROGRAM:						
STANDARD FINISH:	MH-MAHOGANY	MH-MAHOGANY	MH-MAHOGANY	N/A	N/A	N/A
SEE PG 3 FOR A COMPLETE LIST OF AVAIL FINISHES	OPTIONAL FINISHES AVAIL AT NO UPCHARGE	OPTIONAL FINISHES AVAIL AT NO UPCHARGE	OPTIONAL FINISHES AVAIL AT NO UPCHARGE	N/A	N/A	N/A
STANDARD CUSHION: ADDITIONAL CUSHION OPTIONS:	SPRING DOWN EXTRA FIRM - \$150	SPRING DOWN EXTRA FIRM - \$225	SPRING DOWN EXTRA FIRM - \$225	N/A	SPRING DOWN EXTRA FIRM - \$75	SPRING DOWN EXTRA FIRM - \$225
PILLOW TYPE:	LOOSE PILLOW	LOOSE PILLOW	LOOSE PILLOW	N/A	LOOSE PILLOW	LOOSE PILLOW
SPECIAL PROGRAM OPTIONS:	N/A	N/A	N/A	N/A	N/A	N/A
STANDARD RELEASE:	N/A	N/A	N/A	N/A	N/A	N/A
POWER RECLINE OPTIONS:	N/A	N/A	N/A	N/A	N/A	N/A
POWER UPCHARGES INCLUDE ALL MOTORIZED SEATS PER SKU						
STANDARD NAIL:	N/A	N/A	N/A	N/A	N/A	N/A
NO NAIL OPTION:	STANDARD	STANDARD	STANDARD	STANDARD	STANDARD	STANDARD
OVERALL DIMENSIONS:	W 61" D 40" H 36"	W 84" D 40" H 36"	W 84" D 40" H 36"	W 36" D 27" H 17"	W 62" D 43" H 33 1/2"	W 96 1/2" D 43" H 33 1/2"
WEDGEWALL SPACE:						
SEAT HEIGHT:	20.5	20.5	20.5		18.5	18.5
SEAT DEPTH:	23.5	23.5	23.5		23	23
SEAT WIDTH:	46	69	69		36	72
ARM HEIGHT:	30	30	30		28.5	28.5
SEAT TO BACK HEIGHT:	15.5	15.5	15.5		15	15
DIST FRM WALL TO RECLNE: CHAIR IN FULL RECLINE:						
WEIGHT:	136	198	198	40	165	267
54 " PLAIN COM YDG.	11 3/4	16 3/4	15 1/4	4	11 1/2	17 3/4
CUBES:	90.23	120.34	120.34	11.71	90.23	120.34
FABRIC GRADE I / COM	4789	5119	5119	1389	3139	6269
FABRIC GRADE II	5119	5449	5449	1489	3299	6599
FABRIC GRADE III / COL	5449	5779	5779	1589	3469	6929
FABRIC GRADE IV	5779	6109	6109	1689	3629	7259
FABRIC GRADE V	6109	6439	6439	1779	3799	7589
FABRIC GRADE VI	6439	6769	6769	1879	3959	7919
MARRIED COVER			MARRIED COVER AVAILABLE. PRICING GRID ON PG 80 - 81			
LEATHER - GRADE 1	6599	6929	6929	1819	3959	8579
LEATHER - GRADE 2	6929	7259	7259	1919	4129	8909
LEATHER - GRADE 3	7589	7919	7919	2109	4459	9569
LEATHER - GRADE 4	8249	8579	8579	2309	4789	10229
LEATHER - NOVELTY	8089	8419	8419	2609	4949	10069
LEATHER - NOVELTY PREMIUM	8579	8909	8909	3099	5449	10559

ITEM NUMBER:	745-OT ALORA	745-25 ALORA	745-25SW ALORA	745-95 ALORA	759-OT WEST HAVEN	759-25 WEST HAVEN
DESCRIPTION:	OTTOMAN	STATIONARY CHAIR 8-WAY HAND TIE	SWIVEL CHAIR 8-WAY HAND TIE	STATIONARY SOFA 8-WAY HAND TIE	OTTOMAN	STATIONARY CHAIR 8-WAY HAND TIE
PROGRAM:						
STANDARD FINISH:	MH-MAHOGANY	MH-MAHOGANY	N/A	MH-MAHOGANY	MH-MAHOGANY	MH-MAHOGANY
SEE PG 3 FOR A COMPLETE LIST OF AVAIL FINISHES	OPTIONAL FINISHES AVAIL AT NO UPCHARGE	OPTIONAL FINISHES AVAIL AT NO UPCHARGE	N/A	OPTIONAL FINISHES AVAIL AT NO UPCHARGE	OPTIONAL FINISHES AVAIL AT NO UPCHARGE	OPTIONAL FINISHES AVAIL AT NO UPCHARGE
STANDARD CUSHION: ADDITIONAL CUSHION OPTIONS:	N/A	SPRING DOWN EXTRA FIRM - \$75	SPRING DOWN EXTRA FIRM - \$75	SPRING DOWN EXTRA FIRM - \$225	N/A	SPRING DOWN EXTRA FIRM - \$75
PILLOW TYPE:	LOOSE PILLOW	LOOSE PILLOW	LOOSE PILLOW	LOOSE PILLOW	N/A	LOOSE PILLOW
SPECIAL PROGRAM OPTIONS:	N/A	N/A	Choice of Gun Metal or Pewter Base	N/A	Choice of Turned or Tapered Leg	Choice of Turned or Tapered Leg
STANDARD RELEASE:	N/A	N/A	N/A	N/A	N/A	N/A
POWER RECLINE OPTIONS:	N/A	N/A	N/A	N/A	N/A	N/A
POWER UPCHARGES INCLUDE ALL MOTORIZED SEATS PER SKU						
STANDARD NAIL:	N/A	N/A	N/A	N/A	NATURAL #9	NATURAL #9
NO NAIL OPTION:	STANDARD	STANDARD	STANDARD	STANDARD	AVAILABLE	AVAILABLE
OVERALL DIMENSIONS:	W 31" D 23" H 17"	W 38 1/2" D 39" H 34 1/2"	W 38 1/2" D 39" H 34 1/2"	W 90" D 41 1/2" H 34 1/2"	W 26" D 19 1/2" H 15 1/2"	W 37" D 38" H 36"
WEDGEWALL SPACE:						
SEAT HEIGHT:		20.5	20.5	20.5		21
SEAT DEPTH:		23	23	23		21
SEAT WIDTH:		26	26	74		23
ARM HEIGHT:		27.5	27.5	27.5		25
SEAT TO BACK HEIGHT:		14	14	14		15
DIST FRM WALL TO RECLNE: CHAIR IN FULL RECLINE:						
WEIGHT:	40	101	131	217	32	113
54 " PLAIN COM YDG.	3	7 1/2	7 1/2	14 1/2	3 1/4	8 3/4
CUBES:	11.71	44.22	44.22	120.22	11.71	44.22
FABRIC GRADE I / COM	1219	3139	3469	5609	1489	2869
FABRIC GRADE II	1319	3299	3629	5939	1589	3039
FABRIC GRADE III / COL	1419	3469	3799	6269	1689	3199
FABRIC GRADE IV	1519	3629	3959	6599	1779	3369
FABRIC GRADE V	1619	3799	4129	6929	1879	3529
FABRIC GRADE VI	1719	3959	4289	7259	1979	3699
MARRIED COVER						
LEATHER - GRADE 1	1419	3959	4289	7259	1879	4029
LEATHER - GRADE 2	1519	4129	4459	7589	1979	4189
LEATHER - GRADE 3	1719	4459	4789	8249	2179	4519
LEATHER - GRADE 4	1919	4789	5119	8909	2379	4849
LEATHER - NOVELTY	2209	4949	5279	8749	2679	5019
LEATHER - NOVELTY PREMIUM	2709	5449	5779	9239	3169	5509

ITEM NUMBER:	759-75 WEST HAVEN	759-95 WEST HAVEN	770/771/772/773/774 -CO MADISON/MELVILLE/ MARLEIGH/MANNING/ MALLORY	770/771/772/773/774 -OT MADISON/MELVILLE/ MARLEIGH/MANNING/ MALLORY	770/771/772/773/774 -SO MADISON/MELVILLE/ MARLEIGH/MANNING/ MALLORY	770/771/772/773/774 -25 MADISON/MELVILLE/ MARLEIGH/MANNING/ MALLORY
DESCRIPTION:	STATIONARY LOVESEAT 8-WAY HAND TIE	STATIONARY SOFA 8-WAY HAND TIE	CORNER OTTOMAN	OTTOMAN	SECTIONAL OTTOMAN	8-WAY HAND TIE STATIONARY CHAIR
PROGRAM:			PLAZA MIDWOOD	PLAZA MIDWOOD	PLAZA MIDWOOD	PLAZA MIDWOOD
STANDARD FINISH:	MH-MAHOGANY	MH-MAHOGANY	MH-MAHOGANY	MH-MAHOGANY	MH-MAHOGANY	MH-MAHOGANY
SEE PG 3 FOR A COMPLETE LIST OF AVAIL FINISHES	OPTIONAL FINISHES AVAIL AT NO UPCHARGE	OPTIONAL FINISHES AVAIL AT NO UPCHARGE	OPTIONAL FINISHES AVAIL AT NO UPCHARGE	OPTIONAL FINISHES AVAIL AT NO UPCHARGE	OPTIONAL FINISHES AVAIL AT NO UPCHARGE	OPTIONAL FINISHES AVAIL AT NO UPCHARGE
STANDARD CUSHION: ADDITIONAL CUSHION OPTIONS:	SPRING DOWN EXTRA FIRM - \$150	SPRING DOWN EXTRA FIRM - \$225	N/A	N/A	N/A	SPRING DOWN EXTRA FIRM - \$75
PILLOW TYPE:	LOOSE PILLOW	LOOSE PILLOW	N/A	N/A	N/A	LOOSE PILLOW
SPECIAL PROGRAM OPTIONS:	Choice of Turned or Tapered Leg	Choice of Turned or Tapered Leg	N/A	STD LEG - TAPERED OPT LEG - CONE	N/A	STD LEG - TAPERED OPT LEG - CONE
STANDARD RELEASE:	N/A	N/A	N/A	N/A	N/A	N/A
POWER RECLINE OPTIONS:	N/A	N/A	N/A	N/A	N/A	N/A
POWER UPCHARGES INCLUDE ALL MOTORIZED SEATS PER SKU						
STANDARD NAIL:	NATURAL #9	NATURAL #9	770/771/772/773 - N/A 774 - NAT #9	770/771/772 - N/A 773/774 - NAT #9	770/771/772/773 - N/A 774 - NAT #9	770/771/772 - N/A 773/774 - NAT #9
NO NAIL OPTION:	AVAILABLE	AVAILABLE	770/771/772/773 - STD 774 - AVAILABLE	770/771/772 - STD 773/774 - AVAILABLE	770/771/772/773 - STD 774 - AVAILABLE	770/771/772 - STD 773/774 - AVAILABLE
OVERALL DIMENSIONS:	W 59" D 38" H 36"	W 82" D 38" H 36"	SEE SCHEMATIC ON PAGES 86 - 88 FOR DIMENSIONS PER STYLE	SEE SCHEMATIC ON PAGES 86 - 88 FOR DIMENSIONS PER STYLE	SEE SCHEMATIC ON PAGES 86 - 88 FOR DIMENSIONS PER STYLE	SEE SCHEMATIC ON PAGES 86 - 88 FOR DIMENSIONS PER STYLE
WEDGEWALL SPACE:						
SEAT HEIGHT:	21	21				20
SEAT DEPTH:	21	21				22
SEAT WIDTH:	46	68				23
ARM HEIGHT:	25	25				25
SEAT TO BACK HEIGHT:	15	15				16
DIST FRM WALL TO RECLNE: CHAIR IN FULL RECLINE:						
WEIGHT:	165	245	45	30	55	112
54 " PLAIN COM YDG.	12 1/4	15 3/4	5 1/4	3	4 3/4	7 3/4
CUBES:	90.23	120.34	26.83	11.71	26.83	44.22
FABRIC GRADE I / COM	4459	4849	1649	1159	1819	2639
FABRIC GRADE II	4789	5179	1749	1259	1919	2809
FABRIC GRADE III / COL	5119	5509	1849	1359	2019	2969
FABRIC GRADE IV	5449	5839	1949	1449	2109	3139
FABRIC GRADE V	5779	6169	2049	1549	2209	3299
FABRIC GRADE VI	6109	6499	2149	1649	2309	3469
MARRIED COVER						
LEATHER - GRADE 1	6929	7329	2079	1319	2439	3629
LEATHER - GRADE 2	7259	7659	2179	1419	2539	3799
LEATHER - GRADE 3	7919	8319	2379	1619	2739	4129
LEATHER - GRADE 4	8579	8979	2579	1819	2939	4459
LEATHER - NOVELTY	8419	8809	2869	2109	3239	4619
LEATHER - NOVELTY PREMIUM	8909	9309	3369	2609	3729	5119

ITEM NUMBER:	770/771/772/773/774 -25SW	770/771/772/773/774 -38	770/771/772/773/774 -41	770/771/772/773/774 -42	770/771/772/773/774 -57	770/771/772/773/774 -58
DESCRIPTION:	MADISON/MELVILLE/ MARLEIGH/MANNING/ MALLORY SWIVEL CHAIR	MADISON/MELVILLE/ MARLEIGH/MANNING/ MALLORY ARMLESS CHAIR	MADISON/MELVILLE/ MARLEIGH/MANNING/ MALLORY LAF CHAISE 8-WAY HAND TIE	MADISON/MELVILLE/ MARLEIGH/MANNING/ MALLORY RAF CHAISE 8-WAY HAND TIE	MADISON/MELVILLE/ MARLEIGH/MANNING/ MALLORY LAF STATIONARY LOVESEAT 8-WAY HAND TIE	MADISON/MELVILLE/ MARLEIGH/MANNING/ MALLORY RAF STATIONARY LOVESEAT 8-WAY HAND TIE
PROGRAM:	PLAZA MIDWOOD	PLAZA MIDWOOD	PLAZA MIDWOOD	PLAZA MIDWOOD	PLAZA MIDWOOD	PLAZA MIDWOOD
STANDARD FINISH:	MH-MAHOGANY	MH-MAHOGANY	MH-MAHOGANY	MH-MAHOGANY	MH-MAHOGANY	MH-MAHOGANY
SEE PG 3 FOR A COMPLETE LIST OF AVAIL FINISHES	OPTIONAL FINISHES AVAIL AT NO UPCHARGE	OPTIONAL FINISHES AVAIL AT NO UPCHARGE	OPTIONAL FINISHES AVAIL AT NO UPCHARGE	OPTIONAL FINISHES AVAIL AT NO UPCHARGE	OPTIONAL FINISHES AVAIL AT NO UPCHARGE	OPTIONAL FINISHES AVAIL AT NO UPCHARGE
STANDARD CUSHION: ADDITIONAL CUSHION OPTIONS:	SPRING DOWN EXTRA FIRM - \$75	SPRING DOWN EXTRA FIRM - \$75	SPRING DOWN EXTRA FIRM - \$150	SPRING DOWN EXTRA FIRM - \$150	SPRING DOWN EXTRA FIRM - \$150	SPRING DOWN EXTRA FIRM - \$150
PILLOW TYPE:	LOOSE PILLOW	LOOSE PILLOW	LOOSE PILLOW	LOOSE PILLOW	LOOSE PILLOW	LOOSE PILLOW
SPECIAL PROGRAM OPTIONS:	SWIVEL - STD MEMORY SWIVEL-AVAIL	STD LEG - TAPERED OPT LEG - CONE	STD LEG - TAPERED OPT LEG - CONE	STD LEG - TAPERED OPT LEG - CONE	STD LEG - TAPERED OPT LEG - CONE	STD LEG - TAPERED OPT LEG - CONE
STANDARD RELEASE:	N/A	N/A	N/A	N/A	N/A	N/A
POWER RECLINE OPTIONS:	N/A	N/A	N/A	N/A	N/A	N/A
POWER UPCHARGES INCLUDE ALL MOTORIZED SEATS PER SKU						
STANDARD NAIL:	770/771/772 - N/A 773/774 - NAT #9	770/771/772/773 - N/A 774 - NAT #9	770/771/772 - N/A 773/774 - NAT #9	770/771/772 - N/A 773/774 - NAT #9	770/771/772 - N/A 773/774 - NAT #9	770/771/772 - N/A 773/774 - NAT #9
NO NAIL OPTION:	770/771/772 - STD 773/774 - AVAILABLE	770/771/772/773 - STD 774 - AVAILABLE	770/771/772 - STD 773/774 - AVAILABLE	770/771/772 - STD 773/774 - AVAILABLE	770/771/772 - STD 773/774 - AVAILABLE	770/771/772 - STD 773/774 - AVAILABLE
OVERALL DIMENSIONS:	SEE SCHEMATIC ON PAGES 86 - 88 FOR DIMENSIONS PER STYLE	SEE SCHEMATIC ON PAGES 86 - 88 FOR DIMENSIONS PER STYLE	SEE SCHEMATIC ON PAGES 86 - 88 FOR DIMENSIONS PER STYLE	SEE SCHEMATIC ON PAGES 86 - 88 FOR DIMENSIONS PER STYLE	SEE SCHEMATIC ON PAGES 86 - 88 FOR DIMENSIONS PER STYLE	SEE SCHEMATIC ON PAGES 86 - 88 FOR DIMENSIONS PER STYLE
WEDGEWALL SPACE:						
SEAT HEIGHT:	20	20	20	20	20	20
SEAT DEPTH:	22	22	48	48	22	22
SEAT WIDTH:	23	23	23	23	46	46
ARM HEIGHT:	25		25	25	25	25
SEAT TO BACK HEIGHT:	16	16	16	16	16	16
DIST FRM WALL TO RECLNE: CHAIR IN FULL RECLINE:						
WEIGHT:	121	71	130	130	210	210
54 " PLAIN COM YDG.	7 3/4	5	8	8	10 1/2	10 1/2
CUBES:	44.22	44.22	90.23	90.23	90.23	90.23
FABRIC GRADE I / COM	2809	2149	3469	3469	3799	3799
FABRIC GRADE II	2969	2309	3669	3669	3959	3959
FABRIC GRADE III / COL	3139	2479	3859	3859	4129	4129
FABRIC GRADE IV	3299	2639	4059	4059	4289	4289
FABRIC GRADE V	3469	2809	4259	4259	4459	4459
FABRIC GRADE VI	3629	2969	4459	4459	4619	4619
MARRIED COVER						
LEATHER - GRADE 1	3799	2709	4459	4459	4789	4789
LEATHER - GRADE 2	3959	2869	4659	4659	4949	4949
LEATHER - GRADE 3	4289	3199	5049	5049	5279	5279
LEATHER - GRADE 4	4619	3529	5449	5449	5609	5609
LEATHER - NOVELTY	4789	3699	5549	5549	5779	5779
LEATHER - NOVELTY PREMIUM	5279	4189	6039	6039	6269	6269

ITEM NUMBER:	770/771/772/773/774 -66	770/771/772/773/774 -68	770/771/772/773/774 -75	770/771/772/773/774 -78	770/771/772/773/774 -83	770/771/772/773/774 -84
DESCRIPTION:	MADISON/MELVILLE/ MARLEIGH/MANNING/ MALLORY TRUE CORNER WEDGE 8-WAY HAND TIE	MADISON/MELVILLE/ MARLEIGH/MANNING/ MALLORY CORNER WEDGE 8-WAY HAND TIE	MADISON/MELVILLE/ MARLEIGH/MANNING/ MALLORY STATIONARY LOVESEAT 8-WAY HAND TIE	MADISON/MELVILLE/ MARLEIGH/MANNING/ MALLORY STATIONARY ARMLESS LOVESEAT 8-WAY HAND TIE	MADISON/MELVILLE/ MARLEIGH/MANNING/ MALLORY LAF STATIONARY SOFA 8-WAY HAND TIE	MADISON/MELVILLE/ MARLEIGH/MANNING/ MALLORY RAF STATIONARY SOFA 8-WAY HAND TIE
PROGRAM:	PLAZA MIDWOOD	PLAZA MIDWOOD	PLAZA MIDWOOD	PLAZA MIDWOOD	PLAZA MIDWOOD	PLAZA MIDWOOD
STANDARD FINISH:	MH-MAHOAGANY	MH-MAHOAGANY	MH-MAHOAGANY	MH-MAHOAGANY	MH-MAHOAGANY	MH-MAHOAGANY
SEE PG 3 FOR A COMPLETE LIST OF AVAIL FINISHES	OPTIONAL FINISHES AVAIL AT NO UPCHARGE	OPTIONAL FINISHES AVAIL AT NO UPCHARGE	OPTIONAL FINISHES AVAIL AT NO UPCHARGE	OPTIONAL FINISHES AVAIL AT NO UPCHARGE	OPTIONAL FINISHES AVAIL AT NO UPCHARGE	OPTIONAL FINISHES AVAIL AT NO UPCHARGE
STANDARD CUSHION: ADDITIONAL CUSHION OPTIONS:	SPRING DOWN EXTRA FIRM - \$150	SPRING DOWN EXTRA FIRM - \$150	SPRING DOWN EXTRA FIRM - \$150	SPRING DOWN EXTRA FIRM - \$150	SPRING DOWN EXTRA FIRM - \$225	SPRING DOWN EXTRA FIRM - \$225
PILLOW TYPE:	LOOSE PILLOW	LOOSE PILLOW	LOOSE PILLOW	LOOSE PILLOW	LOOSE PILLOW	LOOSE PILLOW
SPECIAL PROGRAM OPTIONS:	STD LEG - TAPERED OPT LEG - CONE	STD LEG - TAPERED OPT LEG - CONE	STD LEG - TAPERED OPT LEG - CONE	STD LEG - TAPERED OPT LEG - CONE	STD LEG - TAPERED OPT LEG - CONE	STD LEG - TAPERED OPT LEG - CONE
STANDARD RELEASE:	N/A	N/A	N/A	N/A	N/A	N/A
POWER RECLINE OPTIONS:	N/A	N/A	N/A	N/A	N/A	N/A
POWER UPCHARGES INCLUDE ALL MOTORIZED SEATS PER SKU						
STANDARD NAIL:	770/771/772/773 - N/A 774 - NAT #9	770/771/772/773 - N/A 774 - NAT #9	770/771/772 - N/A 773/774 - NAT #9	770/771/772/773 - N/A 774 - NAT #9	770/771/772 - N/A 773/774 - NAT #9	770/771/772 - N/A 773/774 - NAT #9
NO NAIL OPTION:	770/771/772/773 - STD 774 - AVAILABLE	770/771/772/773 - STD 774 - AVAILABLE	770/771/772 - STD 773/774 - AVAILABLE	770/771/772/773 - STD 774 - AVAILABLE	770/771/772 - STD 773/774 - AVAILABLE	770/771/772 - STD 773/774 - AVAILABLE
OVERALL DIMENSIONS:	SEE SCHEMATIC ON PAGES 86 - 88 FOR DIMENSIONS PER STYLE	SEE SCHEMATIC ON PAGES 86 - 88 FOR DIMENSIONS PER STYLE	SEE SCHEMATIC ON PAGES 86 - 88 FOR DIMENSIONS PER STYLE	SEE SCHEMATIC ON PAGES 86 - 88 FOR DIMENSIONS PER STYLE	SEE SCHEMATIC ON PAGES 86 - 88 FOR DIMENSIONS PER STYLE	SEE SCHEMATIC ON PAGES 86 - 88 FOR DIMENSIONS PER STYLE
WEDGEWALL SPACE:		47				
SEAT HEIGHT:	20	20	20		20	20
SEAT DEPTH:	22		22		22	22
SEAT WIDTH:	22		46		69	69
ARM HEIGHT:			25		25	25
SEAT TO BACK HEIGHT:	16	16	16		16	16
DIST FRM WALL TO RECLNE:						
CHAIR IN FULL RECLINE:						
WEIGHT:	130	130	210	160	192	192
54 " PLAIN COM YDG.	8.75	10	11 3/4	9 1/2	14 1/2	14 1/2
CUBES:	90.23	90.23	90.23	90.23	120.34	120.34
FABRIC GRADE I / COM	2969	3629	4789	3139	4919	4919
FABRIC GRADE II	3169	3829	5119	3469	5249	5249
FABRIC GRADE III / COL	3369	4029	5449	3799	5579	5579
FABRIC GRADE IV	3569	4229	5779	4129	5909	5909
FABRIC GRADE V	3759	4419	6109	4459	6239	6239
FABRIC GRADE VI	3959	4619	6439	4789	6569	6569
MARRIED COVER						
LEATHER - GRADE 1	4129	4949	6399	4129	6729	6729
LEATHER - GRADE 2	4329	5149	6729	4459	7059	7059
LEATHER - GRADE 3	4719	5549	7389	5119	7719	7719
LEATHER - GRADE 4	5119	5939	8049	5779	8379	8379
LEATHER - NOVELTY	5219	6039	7889	5609	8219	8219
LEATHER - NOVELTY PREMIUM	5709	6539	8379	6109	8709	8709

ITEM NUMBER:	770/771/772/773/774 -86	770/771/772/773/774 -87	770/771/772/773/774 -93	770/771/772/773/774 -94	770/771/772/773/774 -95	770/771/772/773/774 -97
DESCRIPTION:	MADISON/MELVILLE/ MARLEIGH/MANNING/ MALLORY SMALL STATIONARY SOFA 8-WAY HAND TIE	MADISON/MELVILLE/ MARLEIGH/MANNING/ MALLORY STATIONARY SMALL SOFA 8-WAY HAND TIE	MADISON/MELVILLE/ MARLEIGH/MANNING/ MALLORY LAF STATIONARY CORNER RETURN SOFA 8-WAY HAND TIE	MADISON/MELVILLE/ MARLEIGH/MANNING/ MALLORY RAF STATIONARY CORNER RETURN SOFA 8-WAY HAND TIE	MADISON/MELVILLE/ MARLEIGH/MANNING/ MALLORY STATIONARY SOFA 8-WAY HAND TIE	MADISON/MELVILLE/ MARLEIGH/MANNING/ MALLORY STATIONARY SOFA 8-WAY HAND TIE
PROGRAM:	PLAZA MIDWOOD	PLAZA MIDWOOD	PLAZA MIDWOOD	PLAZA MIDWOOD	PLAZA MIDWOOD	PLAZA MIDWOOD
STANDARD FINISH:	MH-MAHOAGANY	MH-MAHOAGANY	MH-MAHOAGANY	MH-MAHOAGANY	MH-MAHOAGANY	MH-MAHOAGANY
SEE PG 3 FOR A COMPLETE LIST OF AVAIL FINISHES	OPTIONAL FINISHES AVAIL AT NO UPCHARGE	OPTIONAL FINISHES AVAIL AT NO UPCHARGE	OPTIONAL FINISHES AVAIL AT NO UPCHARGE	OPTIONAL FINISHES AVAIL AT NO UPCHARGE	OPTIONAL FINISHES AVAIL AT NO UPCHARGE	OPTIONAL FINISHES AVAIL AT NO UPCHARGE
STANDARD CUSHION: ADDITIONAL CUSHION OPTIONS:	SPRING DOWN EXTRA FIRM - \$225	SPRING DOWN EXTRA FIRM - \$225	SPRING DOWN EXTRA FIRM - \$225	SPRING DOWN EXTRA FIRM - \$225	SPRING DOWN EXTRA FIRM - \$225	SPRING DOWN EXTRA FIRM - \$225
PILLOW TYPE:	LOOSE PILLOW	LOOSE PILLOW	LOOSE PILLOW	LOOSE PILLOW	LOOSE PILLOW	LOOSE PILLOW
SPECIAL PROGRAM OPTIONS:	STD LEG - TAPERED OPT LEG - CONE	STD LEG - TAPERED OPT LEG - CONE	STD LEG - TAPERED OPT LEG - CONE	STD LEG - TAPERED OPT LEG - CONE	STD LEG - TAPERED OPT LEG - CONE	STD LEG - TAPERED OPT LEG - CONE
STANDARD RELEASE:	N/A	N/A	N/A	N/A	N/A	N/A
POWER RECLINE OPTIONS:	N/A	N/A	N/A	N/A	N/A	N/A
POWER UPCHARGES INCLUDE ALL MOTORIZED SEATS PER SKU						
STANDARD NAIL:	770/771/772 - N/A 773/774 - NAT #9	770/771/772 - N/A 773/774 - NAT #9	770/771/772 - N/A 773/774 - NAT #9	770/771/772 - N/A 773/774 - NAT #9	770/771/772 - N/A 773/774 - NAT #9	770/771/772 - N/A 773/774 - NAT #9
NO NAIL OPTION:	770/771/772 - STD 773/774 - AVAILABLE	770/771/772 - STD 773/774 - AVAILABLE	770/771/772 - STD 773/774 - AVAILABLE	770/771/772 - STD 773/774 - AVAILABLE	770/771/772 - STD 773/774 - AVAILABLE	770/771/772 - STD 773/774 - AVAILABLE
OVERALL DIMENSIONS:	SEE SCHEMATIC ON PAGES 86 - 88 FOR DIMENSIONS PER STYLE	SEE SCHEMATIC ON PAGES 86 - 88 FOR DIMENSIONS PER STYLE	SEE SCHEMATIC ON PAGES 86 - 88 FOR DIMENSIONS PER STYLE	SEE SCHEMATIC ON PAGES 86 - 88 FOR DIMENSIONS PER STYLE	SEE SCHEMATIC ON PAGES 86 - 88 FOR DIMENSIONS PER STYLE	SEE SCHEMATIC ON PAGES 86 - 88 FOR DIMENSIONS PER STYLE
WEDGEWALL SPACE:						
SEAT HEIGHT:	20	20			20	20
SEAT DEPTH:	22	22			22	22
SEAT WIDTH:	69	69			75	75
ARM HEIGHT:	25	25			25	25
SEAT TO BACK HEIGHT:	16	16			16	16
DIST FRM WALL TO RECLNE: CHAIR IN FULL RECLINE:						
WEIGHT:	187	187	222	222	192	198
54 " PLAIN COM YDG.	14 1/2	15 1/4	18	18	18 1/2	
CUBES:	120.34	120.34	120.34	120.34	120.34	120.34
FABRIC GRADE I / COM	5119	5119	5679	5679	5279	5279
FABRIC GRADE II	5449	5449	6009	6009	5609	5609
FABRIC GRADE III / COL	5779	5779	6339	6339	5939	5939
FABRIC GRADE IV	6109	6109	6669	6669	6269	6269
FABRIC GRADE V	6439	6439	6999	6999	6599	6599
FABRIC GRADE VI	6769	6769	7329	7329	6929	6929
MARRIED COVER						
LEATHER - GRADE 1	6769	6769	8219	8219	7099	7099
LEATHER - GRADE 2	7099	7099	8549	8549	7429	7429
LEATHER - GRADE 3	7759	7759	9209	9209	8089	8089
LEATHER - GRADE 4	8119	8119	9869	9869	8749	8749
LEATHER - NOVELTY	8249	8249	9699	9699	8579	8579
LEATHER - NOVELTY PREMIUM	8749	8749	10199	10199	9079	9079

ITEM NUMBER:	770/771/772/773/774 -98	770/771/772/773/774 -99	780-OT	780-25	780-75	780-95
DESCRIPTION:	MADISON/MELVILLE/ MARLEIGH/MANNING/ MALLORY STATIONARY CONVERSATION SOFA 8-WAY HAND TIE	MADISON/MELVILLE/ MARLEIGH/MANNING/ MALLORY STATIONARY CONVERSATION SOFA 8-WAY HAND TIE	CARRADO OTTOMAN	CARRADO STATIONARY CHAIR 8-WAY HAND TIE	CARRADO STATIONARY LOVESEAT 8-WAY HAND TIE	CARRADO STATIONARY SOFA 8-WAY HAND TIE
PROGRAM:	PLAZA MIDWOOD	PLAZA MIDWOOD	BYX (SEE PG 83 - 85)	BYX (SEE PG 83 - 85)		BYX (SEE PG 83 - 85)
STANDARD FINISH:	MH-MAHOGANY	MH-MAHOGANY	MH-MAHOGANY	MH-MAHOGANY	MH-MAHOGANY	MH-MAHOGANY
SEE PG 3 FOR A COMPLETE LIST OF AVAIL FINISHES	OPTIONAL FINISHES AVAIL AT NO UPCHARGE	OPTIONAL FINISHES AVAIL AT NO UPCHARGE	OPTIONAL FINISHES AVAIL AT NO UPCHARGE	OPTIONAL FINISHES AVAIL AT NO UPCHARGE	OPTIONAL FINISHES AVAIL AT NO UPCHARGE	OPTIONAL FINISHES AVAIL AT NO UPCHARGE
STANDARD CUSHION: ADDITIONAL CUSHION OPTIONS:	SPRING DOWN EXTRA FIRM - \$225	SPRING DOWN EXTRA FIRM - \$225	N/A	SPRING DOWN EXTRA FIRM - \$75	SPRING DOWN EXTRA FIRM - \$150	SPRING DOWN EXTRA FIRM - \$225
PILLOW TYPE:	LOOSE PILLOW	LOOSE PILLOW	N/A	LOOSE PILLOW	LOOSE PILLOW	LOOSE PILLOW
SPECIAL PROGRAM OPTIONS:	STD LEG - TAPERED OPT LEG - CONE	STD LEG - TAPERED OPT LEG - CONE	Choice of Turned or Tapered Leg	Choice of Turned or Tapered Leg	Choice of Turned or Tapered Leg	Choice of Turned or Tapered Leg
STANDARD RELEASE:	N/A	N/A	N/A	N/A	N/A	N/A
POWER RECLINE OPTIONS:	N/A	N/A	N/A	N/A	N/A	N/A
POWER UPCHARGES INCLUDE ALL MOTORIZED SEATS PER SKU						
STANDARD NAIL:	770/771/772 - N/A 773/774 - NAT #9	770/771/772 - N/A 773/774 - NAT #9	NATURAL #54	NATURAL #9/#54	NATURAL #9/#54	NATURAL #9/#54
NO NAIL OPTION:	770/771/772 - STD 773/774 - AVAILABLE	770/771/772 - STD 773/774 - AVAILABLE	AVAILABLE	AVAILABLE	AVAILABLE	AVAILABLE
OVERALL DIMENSIONS:	SEE SCHEMATIC ON PAGES 86 - 88 FOR DIMENSIONS PER STYLE	SEE SCHEMATIC ON PAGES 86 - 88 FOR DIMENSIONS PER STYLE	W 29 1/2" D 21" H 18"	W 40" D 41" H 38"	W 64 1/2" D 41" H 38"	W 87 1/2" D 41" H 38"
WEDGEWALL SPACE: SEAT HEIGHT: SEAT DEPTH: SEAT WIDTH: ARM HEIGHT: SEAT TO BACK HEIGHT: DIST FRM WALL TO RECLNE: CHAIR IN FULL RECLINE: WEIGHT: 54 " PLAIN COM YDG.	241	20 22 77 25 16 241 21 3/4	38 2 3/4	20.5 22 21 25.5 17.5 127 9 3/4	20.5 22 45.5 25.5 17.5 175 11 3/4	20.5 22 68.5 25.5 17.5 245 17 1/2
CUBES: FABRIC GRADE I / COM	6169	173.13 6169	11.71 1319	49.57 2969	90.23 4789	120.34 5119
FABRIC GRADE II	6499	6499	1419	3139	5119	5449
FABRIC GRADE III / COL	6829	6829	1519	3299	5449	5779
FABRIC GRADE IV	7159	7159	1619	3469	5779	6109
FABRIC GRADE V	7489	7489	1719	3629	6109	6439
FABRIC GRADE VI	7819	7819	1819	3799	6439	6769
MARRIED COVER			MARRIED COVER AVAILABLE. PRICING GRID ON PG 80 - 81	MARRIED COVER AVAILABLE. PRICING GRID ON PG 80 - 81	MARRIED COVER AVAILABLE. PRICING GRID ON PG 80 - 81	MARRIED COVER AVAILABLE. PRICING GRID ON PG 80 - 81
LEATHER - GRADE 1	8089	8089	1649	3959	7099	7429
LEATHER - GRADE 2	8419	8419	1749	4129	7429	7759
LEATHER - GRADE 3	9079	9079	1949	4459	8089	8419
LEATHER - GRADE 4	9739	9739	2149	4789	8749	9079
LEATHER - NOVELTY	9569	9569	2439	4949	8579	8909
LEATHER - NOVELTY PREMIUM	10069	10069	2939	5449	9079	9409

ITEM NUMBER:	800-REC	802-REC	804-RD	804-SQ	804-REC	805-RD
DESCRIPTION:	RECTS RECTANGLE SPLIT TOP OTTOMAN	RECTS LARGE RECTANGLE SPLIT TOP OTTOMAN	WELL-ROUNDED ROUND SMOOTH TOP W/ BUTTON OTTOMAN	FAIR N SQUARE SQUARE SMOOTH TOP W/ BUTTON OTTOMAN	RECTS RECTANGLE SMOOTH TOP OTTOMAN	WELL-ROUNDED ROUND TUFTED TOP OTTOMAN
PROGRAM:	LUXURY ACCENTS	LUXURY ACCENTS	LUXURY ACCENTS	LUXURY ACCENTS	LUXURY ACCENTS	LUXURY ACCENTS
STANDARD FINISH:	MH-MAHOGANY	MH-MAHOGANY	MH-MAHOGANY	MH-MAHOGANY	MH-MAHOGANY	MH-MAHOGANY
SEE PG 3 FOR A COMPLETE LIST OF AVAIL FINISHES	OPTIONAL FINISHES AVAIL AT NO UPCHARGE	OPTIONAL FINISHES AVAIL AT NO UPCHARGE	OPTIONAL FINISHES AVAIL AT NO UPCHARGE	OPTIONAL FINISHES AVAIL AT NO UPCHARGE	OPTIONAL FINISHES AVAIL AT NO UPCHARGE	OPTIONAL FINISHES AVAIL AT NO UPCHARGE
STANDARD CUSHION: ADDITIONAL CUSHION OPTIONS:	N/A	N/A	N/A	N/A	N/A	N/A
PILLOW TYPE:	N/A	N/A	N/A	N/A	N/A	N/A
SPECIAL PROGRAM OPTIONS:	Choice of Turned or Tapered Leg Caster Leg Opt- \$150	Choice of Turned or Tapered Leg Caster Leg Opt- \$150	Choice of Turned or Tapered Leg Caster Leg Opt- \$150	Choice of Turned or Tapered Leg Caster Leg Opt- \$150	Choice of Turned or Tapered Leg Caster Leg Opt- \$150	Choice of Turned or Tapered Leg Caster Leg Opt- \$150
STANDARD RELEASE:	N/A	N/A	N/A	N/A	N/A	N/A
POWER RECLINE OPTIONS:	N/A	N/A	N/A	N/A	N/A	N/A
POWER UPCHARGES INCLUDE ALL MOTORIZED SEATS PER SKU						
STANDARD NAIL:	NATURAL #9	NATURAL #9	NATURAL #9	NATURAL #9	NATURAL #9	NATURAL #9
NO NAIL OPTION:	AVAILABLE	AVAILALBLE	AVAILABLE	AVAILABLE	AVAILABLE	AVAILABLE
OVERALL DIMENSIONS:	W 42 1/2" D 25" H 17 1/2"	W 51 1/2" D 33 1/2" H 17 1/2"	W 38" D 38" H 17 1/2"	W 33" D 33" H 17 1/2"	W 42 1/2" D 25" H 17 1/2"	W 38" D 38" H 17 1/2"
WEDGEWALL SPACE: SEAT HEIGHT: SEAT DEPTH: SEAT WIDTH: ARM HEIGHT: SEAT TO BACK HEIGHT: DIST FRM WALL TO RECLNE: CHAIR IN FULL RECLINE: WEIGHT: 54 " PLAIN COM YDG.	88 4	89 4 1/2	89 4 1/4	89 3 1/2	88 4	89 4 3/4
CUBES:	26.83	26.83	26.83	26.83	26.83	26.83
FABRIC GRADE I / COM	1649	1979	1649	1649	1649	1979
FABRIC GRADE II	1419	2079	1419	1419	1419	2079
FABRIC GRADE III / COL	1849	2179	1849	1849	1849	2179
FABRIC GRADE IV	1949	2279	1949	1949	1949	2279
FABRIC GRADE V	2049	2379	2049	2049	2049	2379
FABRIC GRADE VI	2149	2479	2149	2149	2149	2479
MARRIED COVER	ADD LEATHER BORDER - \$450 UPCHARGE	ADD LEATHER BORDER - \$450 UPCHARGE	ADD LEATHER BORDER - \$450 UPCHARGE	ADD LEATHER BORDER - \$450 UPCHARGE	ADD LEATHER BORDER - \$450 UPCHARGE	ADD LEATHER BORDER - \$450 UPCHARGE
LEATHER - GRADE 1	1979	2149	1979	1979	1979	2309
LEATHER - GRADE 2	2079	2249	2079	2079	2079	2409
LEATHER - GRADE 3	2279	2439	2279	2279	2279	2609
LEATHER - GRADE 4	2479	2639	2479	2479	2479	2809
LEATHER - NOVELTY	2769	2939	2769	2769	2769	3099
LEATHER - NOVELTY PREMIUM	3269	3429	3269	3269	3269	3599

ITEM NUMBER:	805-SQ	805-REC	806-RD	806-SQ	806-REC	807-RD
DESCRIPTION:	FAIR N SQUARE SQUARE TUFTED TOP OTTOMAN	RECTS RECTANGLE TUFTED TOP OTTOMAN	WELL-ROUNDED ROUND SMOOTH TOP W/ BUTTON OTTOMAN	FAIR N SQUARE SQUARE SMOOTH TOP W/ BUTTON OTTOMAN	RECTS RECTANGLE SMOOTH TOP OTTOMAN	WELL-ROUNDED ROUND TUFTED TOP OTTOMAN
PROGRAM:	LUXURY ACCENTS	LUXURY ACCENTS	LUXURY ACCENTS	LUXURY ACCENTS	LUXURY ACCENTS	LUXURY ACCENTS
STANDARD FINISH:	MH-MAHOGANY	MH-MAHOGANY	MH-MAHOGANY	MH-MAHOGANY	MH-MAHOGANY	MH-MAHOGANY
SEE PG 3 FOR A COMPLETE LIST OF AVAIL FINISHES	OPTIONAL FINISHES AVAIL AT NO UPCHARGE	OPTIONAL FINISHES AVAIL AT NO UPCHARGE	OPTIONAL FINISHES AVAIL AT NO UPCHARGE	OPTIONAL FINISHES AVAIL AT NO UPCHARGE	OPTIONAL FINISHES AVAIL AT NO UPCHARGE	OPTIONAL FINISHES AVAIL AT NO UPCHARGE
STANDARD CUSHION: ADDITIONAL CUSHION OPTIONS:	N/A	N/A	N/A	N/A	N/A	N/A
PILLOW TYPE:	N/A	N/A	N/A	N/A	N/A	N/A
SPECIAL PROGRAM OPTIONS:	Choice of Turned or Tapered Leg Caster Leg Opt- \$150	Choice of Turned or Tapered Leg Caster Leg Opt- \$150	Choice of Turned or Tapered Leg Caster Leg Opt- \$150	Choice of Turned or Tapered Leg Caster Leg Opt- \$150	Choice of Turned or Tapered Leg Caster Leg Opt- \$150	Choice of Turned or Tapered Leg Caster Leg Opt- \$150
STANDARD RELEASE:	N/A	N/A	N/A	N/A	N/A	N/A
POWER RECLINE OPTIONS:	N/A	N/A	N/A	N/A	N/A	N/A
POWER UPCHARGES INCLUDE ALL MOTORIZED SEATS PER SKU						
STANDARD NAIL:	NATURAL #9	NATURAL #9	NATURAL #9	NATURAL #9	NATURAL #9	NATURAL #9
NO NAIL OPTION:	AVAILABLE	AVAILABLE	AVAILABLE	AVAILABLE	AVAILABLE	AVAILABLE
OVERALL DIMENSIONS:	W 33" D 33" H 17 1/2"	W 42 1/2" D 25" H 17 1/2"	W 42 1/2" D 42 1/2" H 17 1/2"	W 42 1/2" D 42 1/2" H 17 1/2"	W 51 1/2" D 33 1/2" H 17 1/2"	W 42 1/2" D 42 1/2" H 42 1/2"
WEDGEWALL SPACE: SEAT HEIGHT: SEAT DEPTH: SEAT WIDTH: ARM HEIGHT: SEAT TO BACK HEIGHT: DIST FRM WALL TO RECLNE: CHAIR IN FULL RECLINE:						
WEIGHT: 54 " PLAIN COM YDG.	89 3 3/4	88 4 1/4	88 5 1/4	89 5 1/4	89 4 1/2	89 5 3/4
CUBES:	26.83	26.83	26.83	26.83	26.83	26.83
FABRIC GRADE I / COM	1979	1979	1979	1979	1979	2149
FABRIC GRADE II	2079	2079	2079	2079	2079	2249
FABRIC GRADE III / COL	2179	2179	2179	2179	2179	2349
FABRIC GRADE IV	2279	2279	2279	2279	2279	2439
FABRIC GRADE V	2379	2379	2379	2379	2379	2539
FABRIC GRADE VI	2479	2479	2479	2479	2479	2639
MARRIED COVER	ADD LEATHER BORDER - \$450 UPCHARGE	ADD LEATHER BORDER - \$450 UPCHARGE	ADD LEATHER BORDER - \$450 UPCHARGE	ADD LEATHER BORDER - \$450 UPCHARGE	ADD LEATHER BORDER - \$450 UPCHARGE	ADD LEATHER BORDER - \$450 UPCHARGE
LEATHER - GRADE 1	2309	2309	2309	2309	2309	2809
LEATHER - GRADE 2	2409	2409	2409	2409	2409	2909
LEATHER - GRADE 3	2609	2609	2609	2609	2609	3099
LEATHER - GRADE 4	2809	2809	2809	2809	2809	3299
LEATHER - NOVELTY	3099	3099	3099	3099	3099	3599
LEATHER - NOVELTY PREMIUM	3599	3599	3599	3599	3599	4089

ITEM NUMBER:	807-SQ	807-REC	808-RECXL	809-RECXL	810-RECXL	866-OT
DESCRIPTION:	FAIR N SQUARE SQUARE TUFTED TOP OTTOMAN	RECTS RECTANGLE TUFTED TOP OTTOMAN	RECTS XL OTTOMAN	RECTS XL TUFTED OTTOMAN	RECTS XL OTTOMAN W/ SPLIT TOP	RICHARDSON OTTOMAN
PROGRAM:	LUXURY ACCENTS	LUXURY ACCENTS	LUXURY ACCENTS	LUXURY ACCENTS	LUXURY ACCENTS	BYX (SEE PG 83 - 85)
STANDARD FINISH:	MH-MAHOGANY	MH-MAHOGANY	MH-MAHOGANY	MH-MAHOGANY	MH-MAHOGANY	MH-MAHOGANY
SEE PG 3 FOR A COMPLETE LIST OF AVAIL FINISHES	OPTIONAL FINISHES AVAIL AT NO UPCHARGE	OPTIONAL FINISHES AVAIL AT NO UPCHARGE	OPTIONAL FINISHES AVAIL AT NO UPCHARGE	OPTIONAL FINISHES AVAIL AT NO UPCHARGE	OPTIONAL FINISHES AVAIL AT NO UPCHARGE	OPTIONAL FINISHES AVAIL AT NO UPCHARGE
STANDARD CUSHION: ADDITIONAL CUSHION OPTIONS:	N/A	N/A	N/A	N/A	N/A	N/A
PILLOW TYPE:	N/A	N/A	N/A	N/A	N/A	N/A
SPECIAL PROGRAM OPTIONS:	Choice of Turned or Tapered Leg Caster Leg Opt- \$150	Choice of Turned or Tapered Leg Caster Leg Opt- \$150	Choice of Turned or Tapered Leg Caster Leg Opt- \$150	Choice of Turned or Tapered Leg Caster Leg Opt- \$150	Choice of Turned or Tapered Leg Caster Leg Opt- \$150	CHOICE OF TURNED LEG OR TAPERED LEG
STANDARD RELEASE:	N/A	N/A	N/A	N/A	N/A	N/A
POWER RECLINE OPTIONS:	N/A	N/A	N/A	N/A	N/A	N/A
POWER UPCHARGES INCLUDE ALL MOTORIZED SEATS PER SKU						
STANDARD NAIL:	NATURAL #9	NATURAL #9	NATURAL #9	NATURAL #9	NATURAL #9	NATURAL #9
NO NAIL OPTION:	AVAILABLE	AVAILABLE	AVAILABLE	AVAILABLE	AVAILABLE	AVAILABLE
OVERALL DIMENSIONS:	W 42 1/2" D 42 1/2" H 17 1/2"	W 51 1/2" D 33 1/2" H 17 1/2"	W 60" D 38" H 18"	W 60" D 38" H 18"	W 60" D 38" H 18"	W 31" D 25" H 19 1/2"
WEDGEWALL SPACE: SEAT HEIGHT: SEAT DEPTH: SEAT WIDTH: ARM HEIGHT: SEAT TO BACK HEIGHT: DIST FRM WALL TO RECLNE: CHAIR IN FULL RECLINE:						
WEIGHT: 54 " PLAIN COM YDG.	89 5	89 5	77 5 1/4	77 5 1/4	77 5 1/4	35 3 1/2
CUBES:	26.83	26.83	50.32	50.32	50.32	11.7
FABRIC GRADE I / COM	2149	2149	2149	2479	2149	1319
FABRIC GRADE II	2249	2249	2249	2579	2249	1419
FABRIC GRADE III / COL	2349	2349	2349	2679	2349	1519
FABRIC GRADE IV	2439	2439	2439	2769	2439	1619
FABRIC GRADE V	2539	2539	2539	2869	2539	1719
FABRIC GRADE VI	2639	2639	2639	2969	2639	1819
MARRIED COVER	ADD LEATHER BORDER - \$450 UPCHARGE	ADD LEATHER BORDER - \$450 UPCHARGE	ADD LEATHER BORDER - \$450 UPCHARGE	ADD LEATHER BORDER - \$450 UPCHARGE	ADD LEATHER BORDER - \$450 UPCHARGE	MARRIED COVER AVAILABLE. PRICING GRID ON PG 80 - 81
LEATHER - GRADE 1	2809	2809	2809	3139	2809	1819
LEATHER - GRADE 2	2909	2909	2909	3239	2909	1919
LEATHER - GRADE 3	3099	3099	3099	3429	3099	2109
LEATHER - GRADE 4	3299	3299	3299	3629	3299	2309
LEATHER - NOVELTY	3599	3599	3599	3929	3599	2609
LEATHER - NOVELTY PREMIUM	4089	4089	4089	4419	4089	3099

ITEM NUMBER:	866-25	866-75	866-95	870/871/872/873/874 -CO	870/871/872/873/874 -OT	870/871/872/873/874 -SO
DESCRIPTION:	RICHARDSON STATIONARY CHAIR 8-WAY HAND TIE	RICHARDSON STATIONARY LOVESEAT 8-WAY HAND TIE	RICHARDSON STATIONARY SOFA 8-WAY HAND TIE	MADISON/MELVILLE/ MARLEIGH/MANNING/ MALLORY CORNER OTTOMAN	MADISON/MELVILLE/ MARLEIGH/MANNING/ MALLORY OTTOMAN	MADISON/MELVILLE/ MARLEIGH/MANNING/ MALLORY SECTIONAL OTTOMAN
PROGRAM:	BYX (SEE PG 83 - 85)		BYX (SEE PG 83 - 85)	PLAZA MIDWOOD	PLAZA MIDWOOD	PLAZA MIDWOOD
STANDARD FINISH:	MH-MAHOAGANY	MH-MAHOAGANY	MH-MAHOAGANY	MH-MAHOAGANY	MH-MAHOAGANY	MH-MAHOAGANY
SEE PG 3 FOR A COMPLETE LIST OF AVAIL FINISHES	OPTIONAL FINISHES AVAIL AT NO UPCHARGE	OPTIONAL FINISHES AVAIL AT NO UPCHARGE	OPTIONAL FINISHES AVAIL AT NO UPCHARGE	OPTIONAL FINISHES AVAIL AT NO UPCHARGE	OPTIONAL FINISHES AVAIL AT NO UPCHARGE	OPTIONAL FINISHES AVAIL AT NO UPCHARGE
STANDARD CUSHION: ADDITIONAL CUSHION OPTIONS:	SPRING DOWN EXTRA FIRM - \$75	SPRING DOWN EXTRA FIRM - \$150	SPRING DOWN EXTRA FIRM - \$225	N/A	N/A	N/A
PILLOW TYPE:	LOOSE PILLOW	LOOSE PILLOW	LOOSE PILLOW	N/A	N/A	N/A
SPECIAL PROGRAM OPTIONS:	CHOICE OF TURNED LEG OR TAPERED LEG	CHOICE OF TURNED LEG OR TAPERED LEG	CHOICE OF TURNED LEG OR TAPERED LEG	STD LEG - TAPERED OPT LEG - CONE	STD LEG - TAPERED OPT LEG - CONE	STD LEG - TAPERED OPT LEG - CONE
STANDARD RELEASE:	N/A	N/A	N/A	N/A	N/A	N/A
POWER RECLINE OPTIONS:	N/A	N/A	N/A	N/A	N/A	N/A
POWER UPCHARGES INCLUDE ALL MOTORIZED SEATS PER SKU						
STANDARD NAIL:	NATURAL #9	NATURAL #9	NATURAL #9	870/871/872/873 - N/A 874 - NAT #9	870/871/872 - N/A 873/874 - NAT #9	870/871/872/873 - N/A 874 - NAT #9
NO NAIL OPTION:	AVAILABLE	AVAILABLE	AVAILABLE	870/871/872/873 - STD 874 - AVAILABLE	870/871/872 - STD 873/874 - AVAILABLE	870/871/872/873 - STD 874 - AVAILABLE
OVERALL DIMENSIONS:	W 42" D 41" H 34 1/2"	W 65 1/2" D 41" H 34 1/2"	W 91" D 41" H 34 1/2"	SEE SCHEMATIC ON PAGES 86 - 88 FOR DIMENSIONS PER STYLE	SEE SCHEMATIC ON PAGES 86 - 88 FOR DIMENSIONS PER STYLE	SEE SCHEMATIC ON PAGES 86 - 88 FOR DIMENSIONS PER STYLE
WEDGEWALL SPACE:						
SEAT HEIGHT:	20.5	20.5	20.5			
SEAT DEPTH:	21.5	21.5	21.5			
SEAT WIDTH:	23.5	50.5	73.5			
ARM HEIGHT:	28	28	28			
SEAT TO BACK HEIGHT:	15	15	15			
DIST FRM WALL TO RECLNE: CHAIR IN FULL RECLINE:						
WEIGHT:	113	175	194	50	35	60
54 " PLAIN COM YDG.	8 1/2	13	16	5 1/2	3	4 3/4
CUBES:	68.61	90.23	120.34	27.14	11.71	26.83
FABRIC GRADE I / COM	2969	4949	5279	1819	1319	1979
FABRIC GRADE II	3139	5279	5609	1919	1419	2079
FABRIC GRADE III / COL	3299	5609	5939	2019	1519	2179
FABRIC GRADE IV	3469	5939	6269	2109	1619	2279
FABRIC GRADE V	3629	6269	6599	2209	1719	2379
FABRIC GRADE VI	3799	6599	6929	2309	1819	2479
MARRIED COVER	MARRIED COVER AVAILABLE. PRICING GRID ON PG 80 - 81	MARRIED COVER AVAILABLE. PRICING GRID ON PG 80 - 81	MARRIED COVER AVAILABLE. PRICING GRID ON PG 80 - 81			
LEATHER - GRADE 1	3959	6929	7259	2279	1519	2609
LEATHER - GRADE 2	4129	7259	7589	2379	1619	2709
LEATHER - GRADE 3	4459	7919	8249	2579	1819	2909
LEATHER - GRADE 4	4789	8579	8909	2769	2019	3099
LEATHER - NOVELTY	4949	8419	8749	3069	2309	3399
LEATHER - NOVELTY PREMIUM	5449	8909	9239	3569	2809	3899

ITEM NUMBER:	870/871/872/873/874 -25	870/871/872/873/874 -25SW	870/871/872/873/874 -38	870/871/872/873/874 -41	870/871/872/873/874 -42	870/871/872/873/874 -57
DESCRIPTION:	MADISON/MELVILLE/ MARLEIGH/MANNING/ MALLORY CHAIR 8-WAY HAND TIE	MADISON/MELVILLE/ MARLEIGH/MANNING/ MALLORY SWIVEL CHAIR	MADISON/MELVILLE/ MARLEIGH/MANNING/ MALLORY ARMLESS CHAIR	MADISON/MELVILLE/ MARLEIGH/MANNING/ MALLORY LAF CHAISE 8-WAY HAND TIE	MADISON/MELVILLE/ MARLEIGH/MANNING/ MALLORY RAF CHAISE 8-WAY HAND TIE	MADISON/MELVILLE/ MARLEIGH/MANNING/ MALLORY LAF STATIONARY LOVESEAT 8-WAY HAND TIE
PROGRAM:	PLAZA MIDWOOD	PLAZA MIDWOOD	PLAZA MIDWOOD	PLAZA MIDWOOD	PLAZA MIDWOOD	PLAZA MIDWOOD
STANDARD FINISH:	MH-MAHOAGANY	MH-MAHOAGANY	MH-MAHOAGANY	MH-MAHOAGANY	MH-MAHOAGANY	MH-MAHOAGANY
SEE PG 3 FOR A COMPLETE LIST OF AVAIL FINISHES	OPTIONAL FINISHES AVAIL AT NO UPCHARGE	OPTIONAL FINISHES AVAIL AT NO UPCHARGE	OPTIONAL FINISHES AVAIL AT NO UPCHARGE	OPTIONAL FINISHES AVAIL AT NO UPCHARGE	OPTIONAL FINISHES AVAIL AT NO UPCHARGE	OPTIONAL FINISHES AVAIL AT NO UPCHARGE
STANDARD CUSHION: ADDITIONAL CUSHION OPTIONS:	SPRING DOWN EXTRA FIRM - \$75	SPRING DOWN EXTRA FIRM - \$75	SPRING DOWN EXTRA FIRM - \$75	SPRING DOWN EXTRA FIRM - \$150	SPRING DOWN EXTRA FIRM - \$150	SPRING DOWN EXTRA FIRM - \$150
PILLOW TYPE:	LOOSE PILLOW	LOOSE PILLOW	LOOSE PILLOW	LOOSE PILLOW	LOOSE PILLOW	LOOSE PILLOW
SPECIAL PROGRAM OPTIONS:	STD LEG - TAPERED OPT LEG - CONE	SWIVEL - STD MEMORY SWIVEL-AVAIL	STD LEG - TAPERED OPT LEG - CONE	STD LEG - TAPERED OPT LEG - CONE	STD LEG - TAPERED OPT LEG - CONE	STD LEG - TAPERED OPT LEG - CONE
STANDARD RELEASE:	N/A	N/A	N/A	N/A	N/A	N/A
POWER RECLINE OPTIONS:	N/A	N/A	N/A	N/A	N/A	N/A
POWER UPCHARGES INCLUDE ALL MOTORIZED SEATS PER SKU						
STANDARD NAIL:	870/871/872 - N/A 873/874 - NAT #9	870/871/872 - N/A 873/874 - NAT #9	870/871/872/873 - N/A 874 - NAT #9	870/871/872 - N/A 873/874 - NAT #9	870/871/872 - N/A 873/874 - NAT #9	870/871/872 - N/A 873/874 - NAT #9
NO NAIL OPTION:	870/871/872 - STD 873/874 - AVAILABLE	870/871/872 - STD 873/874 - AVAILABLE	870/871/872/873 - STD 874 - AVAILABLE	870/871/872 - STD 873/874 - AVAILABLE	870/871/872 - STD 873/874 - AVAILABLE	870/871/872 - STD 873/874 - AVAILABLE
OVERALL DIMENSIONS:	SEE SCHEMATIC ON PAGES 86 - 88 FOR DIMENSIONS PER STYLE	SEE SCHEMATIC ON PAGES 86 - 88 FOR DIMENSIONS PER STYLE	SEE SCHEMATIC ON PAGES 86 - 88 FOR DIMENSIONS PER STYLE	SEE SCHEMATIC ON PAGES 86 - 88 FOR DIMENSIONS PER STYLE	SEE SCHEMATIC ON PAGES 86 - 88 FOR DIMENSIONS PER STYLE	SEE SCHEMATIC ON PAGES 86 - 88 FOR DIMENSIONS PER STYLE
WEDGEWALL SPACE:						
SEAT HEIGHT:	20	20	20	20	20	20
SEAT DEPTH:	26	26.5	26	52	52	26
SEAT WIDTH:	23	23	23	23	23	46
ARM HEIGHT:	25.5	25.5		25.5	25.5	25.5
SEAT TO BACK HEIGHT:	16	16	16	16	16	16
DIST FRM WALL TO RECLNE: CHAIR IN FULL RECLINE:						
WEIGHT:	121	126	96	160	160	160
54 " PLAIN COM YDG.	8 1/2	9	5 1/4	8	8	11
CUBES:	44.22	44.22	44.22	90.23	90.23	90.23
FABRIC GRADE I / COM	2969	3139	2439	4159	4159	4489
FABRIC GRADE II	3139	3299	2609	4359	4359	4659
FABRIC GRADE III / COL	3299	3469	2769	4559	4559	4819
FABRIC GRADE IV	3469	3629	2939	4749	4749	4989
FABRIC GRADE V	3629	3799	3099	4949	4949	5149
FABRIC GRADE VI	3799	3959	3269	5149	5149	5319
MARRIED COVER						
LEATHER - GRADE 1	4059	4189	3139	5149	5149	5479
LEATHER - GRADE 2	4229	4359	3299	5349	5349	5649
LEATHER - GRADE 3	4559	4689	3629	5739	5739	5979
LEATHER - GRADE 4	4889	5019	3959	6139	6139	6309
LEATHER - NOVELTY	5049	5179	4129	6239	6239	6469
LEATHER - NOVELTY PREMIUM	5549	5679	4619	6729	6729	6969

ITEM NUMBER:	870/871/872/873/874 -58	870/871/872/873/874 -66	870/871/872/873/874 -68	870/871/872/873/874 -75	870/871/872/873/874 -78	870/871/872/873/874 -83
DESCRIPTION:	MADISON/MELVILLE/ MARLEIGH/MANNING/ MALLORY RAF STATIONARY LOVESEAT 8-WAY HAND TIE	MADISON/MELVILLE/ MARLEIGH/MANNING/ MALLORY TRUE CORNER WEDGE 8-WAY HAND TIE	MADISON/MELVILLE/ MARLEIGH/MANNING/ MALLORY CORNER WEDGE 8-WAY HAND TIE	MADISON/MELVILLE/ MARLEIGH/MANNING/ MALLORY STATIONARY LOVESEAT 8-WAY HAND TIE	MADISON/MELVILLE/ MARLEIGH/MANNING/ MALLORY STATIONARY ARMLESS LOVESEAT 8-WAY HAND TIE	MADISON/MELVILLE/ MARLEIGH/MANNING/ MALLORY LAF STATIONARY SOFA 8-WAY HAND TIE
PROGRAM:	PLAZA MIDWOOD	PLAZA MIDWOOD	PLAZA MIDWOOD	PLAZA MIDWOOD	PLAZA MIDWOOD	PLAZA MIDWOOD
STANDARD FINISH:	MH-MAHOAGANY	MH-MAHOAGANY	MH-MAHOAGANY	MH-MAHOAGANY	MH-MAHOAGANY	MH-MAHOAGANY
SEE PG 3 FOR A COMPLETE LIST OF AVAIL FINISHES	OPTIONAL FINISHES AVAIL AT NO UPCHARGE	OPTIONAL FINISHES AVAIL AT NO UPCHARGE	OPTIONAL FINISHES AVAIL AT NO UPCHARGE	OPTIONAL FINISHES AVAIL AT NO UPCHARGE	OPTIONAL FINISHES AVAIL AT NO UPCHARGE	OPTIONAL FINISHES AVAIL AT NO UPCHARGE
STANDARD CUSHION: ADDITIONAL CUSHION OPTIONS:	SPRING DOWN EXTRA FIRM - \$150	SPRING DOWN EXTRA FIRM - \$150	SPRING DOWN EXTRA FIRM - \$150	SPRING DOWN EXTRA FIRM - \$150	SPRING DOWN EXTRA FIRM - \$150	SPRING DOWN EXTRA FIRM - \$225
PILLOW TYPE:	LOOSE PILLOW	LOOSE PILLOW	LOOSE PILLOW	LOOSE PILLOW	LOOSE PILLOW	LOOSE PILLOW
SPECIAL PROGRAM OPTIONS:	STD LEG - TAPERED OPT LEG - CONE	STD LEG - TAPERED OPT LEG - CONE	STD LEG - TAPERED OPT LEG - CONE	STD LEG - TAPERED OPT LEG - CONE	STD LEG - TAPERED OPT LEG - CONE	STD LEG - TAPERED OPT LEG - CONE
STANDARD RELEASE:	N/A	N/A	N/A	N/A	N/A	N/A
POWER RECLINE OPTIONS:	N/A	N/A	N/A	N/A	N/A	N/A
POWER UPCHARGES INCLUDE ALL MOTORIZED SEATS PER SKU						
STANDARD NAIL:	870/871/872 - N/A 873/874 - NAT #9	870/871/872/873 - N/A 874 - NAT #9	870/871/872/873 - N/A 874 - NAT #9	870/871/872 - N/A 873/874 - NAT #9	870/871/872/873 - N/A 874 - NAT #9	870/871/872 - N/A 873/874 - NAT #9
NO NAIL OPTION:	870/871/872 - STD 873/874 - AVAILABLE	870/871/872/873 - STD 874 - AVAILABLE	870/871/872/873 - STD 874 - AVAILABLE	870/871/872 - STD 873/874 - AVAILABLE	870/871/872/873 - STD 874 - AVAILABLE	870/871/872 - STD 873/874 - AVAILABLE
OVERALL DIMENSIONS:	SEE SCHEMATIC ON PAGES 86 - 88 FOR DIMENSIONS PER STYLE	SEE SCHEMATIC ON PAGES 86 - 88 FOR DIMENSIONS PER STYLE	SEE SCHEMATIC ON PAGES 86 - 88 FOR DIMENSIONS PER STYLE	SEE SCHEMATIC ON PAGES 86 - 88 FOR DIMENSIONS PER STYLE	SEE SCHEMATIC ON PAGES 86 - 88 FOR DIMENSIONS PER STYLE	SEE SCHEMATIC ON PAGES 86 - 88 FOR DIMENSIONS PER STYLE
WEDGEWALL SPACE:			51			
SEAT HEIGHT:	20	20	20	20	20	20
SEAT DEPTH:	26	26	26	26	26	26
SEAT WIDTH:	46	26	15 - 50	46	46	69
ARM HEIGHT:	25.5	16		25.5		25.5
SEAT TO BACK HEIGHT:	16		16	16	16	16
DIST FRM WALL TO RECLNE: CHAIR IN FULL RECLINE:						
WEIGHT:	160	135	136	160	160	197
54 " PLAIN COM YDG.	11	10 3/4	11	12 1/4	9 3/4	15 1/4
CUBES:	90.23	90.23	90.23	90.23	90.23	120.34
FABRIC GRADE I / COM	4489	3469	4029	5479	3799	5609
FABRIC GRADE II	4659	3669	4229	5809	4129	5939
FABRIC GRADE III / COL	4819	3859	4419	6139	4459	6269
FABRIC GRADE IV	4989	4059	4619	6469	4789	6599
FABRIC GRADE V	5149	4259	4819	6799	5119	6929
FABRIC GRADE VI	5319	4459	5019	7129	5449	7259
MARRIED COVER						
LEATHER - GRADE 1	5479	4689	5409	7129	4849	7459
LEATHER - GRADE 2	5649	4889	5609	7459	5179	7789
LEATHER - GRADE 3	5979	5279	6009	8119	5839	8449
LEATHER - GRADE 4	6309	5679	6399	8779	6499	9109
LEATHER - NOVELTY	6469	5779	6499	8619	6339	8949
LEATHER - NOVELTY PREMIUM	6969	6269	6999	9109	6829	9439

ITEM NUMBER:	870/871/872/873/874 -84	870/871/872/873/874 -86	870/871/872/873/874 -87	870/871/872/873/874 -93	870/871/872/873/874 -94	870/871/872/873/874 -95
DESCRIPTION:	MADISON/MELVILLE/ MARLEIGH/MANNING/ MALLORY RAF STATIONARY SOFA 8-WAY HAND TIE	MADISON/MELVILLE/ MARLEIGH/MANNING/ MALLORY SMALL STATIONARY SOFA 8-WAY HAND TIE	MADISON/MELVILLE/ MARLEIGH/MANNING/ MALLORY STATIONARY SMALL SOFA 8-WAY HAND TIE	MADISON/MELVILLE/ MARLEIGH/MANNING/ MALLORY LAF STATIONARY CORNER RETURN SOFA 8-WAY HAND TIE	MADISON/MELVILLE/ MARLEIGH/MANNING/ MALLORY RAF STATIONARY CORNER RETURN SOFA 8-WAY HAND TIE	MADISON/MELVILLE/ MARLEIGH/MANNING/ MALLORY STATIONARY SOFA 8-WAY HAND TIE
PROGRAM:	PLAZA MIDWOOD	PLAZA MIDWOOD	PLAZA MIDWOOD	PLAZA MIDWOOD	PLAZA MIDWOOD	PLAZA MIDWOOD
STANDARD FINISH:	MH-MAHOGANY	MH-MAHOGANY	MH-MAHOGANY	MH-MAHOGANY	MH-MAHOGANY	MH-MAHOGANY
SEE PG 3 FOR A COMPLETE LIST OF AVAIL FINISHES	OPTIONAL FINISHES AVAIL AT NO UPCHARGE	OPTIONAL FINISHES AVAIL AT NO UPCHARGE	OPTIONAL FINISHES AVAIL AT NO UPCHARGE	OPTIONAL FINISHES AVAIL AT NO UPCHARGE	OPTIONAL FINISHES AVAIL AT NO UPCHARGE	OPTIONAL FINISHES AVAIL AT NO UPCHARGE
STANDARD CUSHION: ADDITIONAL CUSHION OPTIONS:	SPRING DOWN EXTRA FIRM - \$225	SPRING DOWN EXTRA FIRM - \$225	SPRING DOWN EXTRA FIRM - \$225	SPRING DOWN EXTRA FIRM - \$225	SPRING DOWN EXTRA FIRM - \$225	SPRING DOWN EXTRA FIRM - \$225
PILLOW TYPE:	LOOSE PILLOW	LOOSE PILLOW	LOOSE PILLOW	LOOSE PILLOW	LOOSE PILLOW	LOOSE PILLOW
SPECIAL PROGRAM OPTIONS:	STD LEG - TAPERED OPT LEG - CONE	STD LEG - TAPERED OPT LEG - CONE	STD LEG - TAPERED OPT LEG - CONE	STD LEG - TAPERED OPT LEG - CONE	STD LEG - TAPERED OPT LEG - CONE	STD LEG - TAPERED OPT LEG - CONE
STANDARD RELEASE:	N/A	N/A	N/A	N/A	N/A	N/A
POWER RECLINE OPTIONS:	N/A	N/A	N/A	N/A	N/A	N/A
POWER UPCHARGES INCLUDE ALL MOTORIZED SEATS PER SKU						
STANDARD NAIL:	870/871/872 - N/A 873/874 - NAT #9	870/871/872 - N/A 873/874 - NAT #9	870/871/872 - N/A 873/874 - NAT #9	870/871/872 - N/A 873/874 - NAT #9	870/871/872 - N/A 873/874 - NAT #9	870/871/872 - N/A 873/874 - NAT #9
NO NAIL OPTION:	870/871/872 - STD 873/874 - AVAILABLE	870/871/872 - STD 873/874 - AVAILABLE	870/871/872 - STD 873/874 - AVAILABLE	870/871/872 - STD 873/874 - AVAILABLE	870/871/872 - STD 873/874 - AVAILABLE	870/871/872 - STD 873/874 - AVAILABLE
OVERALL DIMENSIONS:	SEE SCHEMATIC ON PAGES 86 - 88 FOR DIMENSIONS PER STYLE	SEE SCHEMATIC ON PAGES 86 - 88 FOR DIMENSIONS PER STYLE	SEE SCHEMATIC ON PAGES 86 - 88 FOR DIMENSIONS PER STYLE	SEE SCHEMATIC ON PAGES 86 - 88 FOR DIMENSIONS PER STYLE	SEE SCHEMATIC ON PAGES 86 - 88 FOR DIMENSIONS PER STYLE	SEE SCHEMATIC ON PAGES 86 - 88 FOR DIMENSIONS PER STYLE
WEDGEWALL SPACE:						
SEAT HEIGHT:	20	20	20	20	20	20
SEAT DEPTH:	26	26	26	26	26	26
SEAT WIDTH:	69	69	69	72	72	75
ARM HEIGHT:	25.5	25.5	25.5	25.5	25.5	25.5
SEAT TO BACK HEIGHT:	16	16	16	16	16	16
DIST FRM WALL TO RECLNE: CHAIR IN FULL RECLINE:						
WEIGHT:	197	198	198	198	198	198
54 " PLAIN COM YDG.	15 1/4	16 1/2	16 1/2	20 1/4	20 1/4	19
CUBES:	120.34	120.34	120.34	120.34	120.34	120.34
FABRIC GRADE I / COM	5609	5809	5809	6309	6309	5779
FABRIC GRADE II	5939	6139	6139	6639	6639	6109
FABRIC GRADE III / COL	6269	6469	6469	6969	6969	6439
FABRIC GRADE IV	6599	6799	6799	7299	7299	6769
FABRIC GRADE V	6929	7129	7129	7629	7629	7099
FABRIC GRADE VI	7259	7459	7459	7959	7959	7429
MARRIED COVER						
LEATHER - GRADE 1	7459	7489	7489	8849	8849	7789
LEATHER - GRADE 2	7789	7819	7819	9179	9179	8119
LEATHER - GRADE 3	8449	8479	8479	9839	9839	8779
LEATHER - GRADE 4	9109	9139	9139	10499	10499	9439
LEATHER - NOVELTY	8949	8979	8979	10329	10329	9279
LEATHER - NOVELTY PREMIUM	9439	9469	9469	10829	10829	9769

ITEM NUMBER:	870/871/872/873/874 -97	870/871/872/873/874 -98	870/871/872/873/874 -99	880-OT	880-25	880-75
DESCRIPTION:	MADISON/MELVILLE/ MARLEIGH/MANNING/ MALLORY STATIONARY SOFA 8-WAY HAND TIE	MADISON/MELVILLE/ MARLEIGH/MANNING/ MALLORY STATIONARY CURVED CONVERSATION SOFA 8-WAY HAND TIE	MADISON/MELVILLE/ MARLEIGH/MANNING/ MALLORY STATIONARY CURVED CONVERSATION SOFA 8-WAY HAND TIE	HOFF OTTOMAN	HOFF STATIONARY CHAIR 8-WAY HAND TIE	HOFF STATIONARY LOVESEAT 8-WAY HAND TIE
PROGRAM:	PLAZA MIDWOOD	PLAZA MIDWOOD	PLAZA MIDWOOD			
STANDARD FINISH:	MH-MAHOGANY	MH-MAHOGANY	MH-MAHOGANY	MH-MAHOGANY	MH-MAHOGANY	MH-MAHOGANY
SEE PG 3 FOR A COMPLETE LIST OF AVAIL FINISHES	OPTIONAL FINISHES AVAIL AT NO UPCHARGE	OPTIONAL FINISHES AVAIL AT NO UPCHARGE	OPTIONAL FINISHES AVAIL AT NO UPCHARGE	OPTIONAL FINISHES AVAIL AT NO UPCHARGE	OPTIONAL FINISHES AVAIL AT NO UPCHARGE	OPTIONAL FINISHES AVAIL AT NO UPCHARGE
STANDARD CUSHION: ADDITIONAL CUSHION OPTIONS:	SPRING DOWN EXTRA FIRM - \$225	SPRING DOWN EXTRA FIRM - \$225	SPRING DOWN EXTRA FIRM - \$225	N/A	SPRING DOWN EXTRA FIRM - \$75	SPRING DOWN EXTRA FIRM - \$150
PILLOW TYPE:	LOOSE PILLOW	LOOSE PILLOW	LOOSE PILLOW	N/A	LOOSE PILLOW	LOOSE PILLOW
SPECIAL PROGRAM OPTIONS:	STD LEG - TAPERED OPT LEG - CONE	STD LEG - TAPERED OPT LEG - CONE	STD LEG - TAPERED OPT LEG - CONE	CHOICE OF TURNED LEG OR TAPERED LEG	CHOICE OF TURNED LEG OR TAPERED LEG	CHOICE OF TURNED LEG OR TAPERED LEG
STANDARD RELEASE:	N/A	N/A	N/A	N/A	N/A	N/A
POWER RECLINE OPTIONS:	N/A	N/A	N/A	N/A	N/A	N/A
POWER UPCHARGES INCLUDE ALL MOTORIZED SEATS PER SKU						
STANDARD NAIL:	870/871/872 - N/A 873/874 - NAT #9	870/871/872 - N/A 873/874 - NAT #9	870/871/872 - N/A 873/874 - NAT #9	NATURAL #54	NATURAL #9/#54	NATURAL #9/#54
NO NAIL OPTION:	870/871/872 - STD 873/874 - AVAILABLE	870/871/872 - STD 873/874 - AVAILABLE	870/871/872 - STD 873/874 - AVAILABLE	AVAILABLE	AVAILABLE	AVAILABLE
OVERALL DIMENSIONS:	SEE SCHEMATIC ON PAGES 86 - 88 FOR DIMENSIONS PER STYLE	SEE SCHEMATIC ON PAGES 86 - 88 FOR DIMENSIONS PER STYLE	SEE SCHEMATIC ON PAGES 86 - 88 FOR DIMENSIONS PER STYLE	W 32 1/2" D 22 1/2" H 18 1/2"	W 43 D 42 1/2" H 40"	W D 42 1/2" H 40"
WEDGEWALL SPACE: SEAT HEIGHT: SEAT DEPTH: SEAT WIDTH: ARM HEIGHT: SEAT TO BACK HEIGHT: DIST FRM WALL TO RECLINE: CHAIR IN FULL RECLINE: WEIGHT: 54 " PLAIN COM YDG.	20 26 75 25.5 16 198 19	20 26 75 25.5 16 241 20 1/2	20 26 67 - 83 25.5 16 241 20 1/2	50 4 1/4	21.5 23.5 25 26.5 18.5 135 10 1/2	21.5 23.5 26.5 18.5 186 16 3/4
CUBES: FABRIC GRADE I / COM	120.34 5779	173.13 6929	173.13 6929	26.83 1619	49.57 3199	90.23 4689
FABRIC GRADE II	6109	7259	7259	1719	3369	5019
FABRIC GRADE III / COL	6439	7589	7589	1819	3529	5349
FABRIC GRADE IV	6769	7919	7919	1919	3699	5679
FABRIC GRADE V	7099	8249	8249	2019	3859	6009
FABRIC GRADE VI	7429	8579	8579	2109	4029	6339
MARRIED COVER						
LEATHER - GRADE 1	7789	8849	8849	1879	4359	7689
LEATHER - GRADE 2	8119	9179	9179	1979	4519	8019
LEATHER - GRADE 3	8779	9839	9839	2179	4849	8679
LEATHER - GRADE 4	9439	10499	10499	2379	5179	9339
LEATHER - NOVELTY	9279	10329	10329	2679	5349	9179
LEATHER - NOVELTY PREMIUM	9769	10829	10829	3169	5839	9669

ITEM NUMBER:	880-95	916/920	916/920	916/920	916/920	916/920
DESCRIPTION:	HOFF STATIONARY SOFA 8-WAY HAND TIE	-OT NEWMAN/ WHITAKER OTTOMAN	-07 NEWMAN/ WHITAKER STRAIGHT CONSOLE W/BACK AND STORAGE	-17 NEWMAN/ WHITAKER LAF OUTSIDE ARM CHAIR FULL RECLINE	-18 NEWMAN/ WHITAKER RAF OUTSIDE ARM CHAIR FULL RECLINE	-25 NEWMAN/ WHITAKER STATIONARY CHAIR
PROGRAM:		LUXURY MOTION	LUXURY MOTION	LUXURY MOTION	LUXURY MOTION	LUXURY MOTION
STANDARD FINISH:	MH-MAHOGANY	MH-MAHOGANY	N/A	MH-MAHOGANY	MH-MAHOGANY	MH-MAHOGANY
SEE PG 3 FOR A COMPLETE LIST OF AVAIL FINISHES	OPTIONAL FINISHES AVAIL AT NO UPCHARGE	OPTIONAL FINISHES AVAIL AT NO UPCHARGE	N/A	OPTIONAL FINISHES AVAIL AT NO UPCHARGE	OPTIONAL FINISHES AVAIL AT NO UPCHARGE	OPTIONAL FINISHES AVAIL AT NO UPCHARGE
STANDARD CUSHION: ADDITIONAL CUSHION OPTIONS:	SPRING DOWN EXTRA FIRM - \$225	N/A	N/A	SPRING DOWN EXTRA FIRM - \$75	SPRING DOWN EXTRA FIRM - \$75	SPRING DOWN EXTRA FIRM - \$75
PILLOW TYPE:	LOOSE PILLOW	N/A	N/A	SEMI-ATTACHED	SEMI-ATTACHED	SEMI-ATTACHED
SPECIAL PROGRAM OPTIONS:	CHOICE OF TURNED LEG OR TAPERED LEG	CHOICE OF TURNED LEG OR TAPERED LEG	N/A	CHOICE OF TURNED LEG OR TAPERED LEG	CHOICE OF TURNED LEG OR TAPERED LEG	CHOICE OF TURNED LEG OR TAPERED LEG
STANDARD RELEASE:	N/A	N/A	N/A	POWER BUTTON IS STANDARD	POWER BUTTON IS STANDARD	N/A
POWER RECLINE OPTIONS:	N/A	N/A	N/A	BB: POWER BUTTON WITH BATTERY PACK: \$300 UPCHARGE	BB: POWER BUTTON WITH BATTERY PACK: \$300 UPCHARGE	N/A
POWER UPCHARGES INCLUDE ALL MOTORIZED SEATS PER SKU						
STANDARD NAIL:	NATURAL #9/#54	916 - NATURAL #9 920 - NATURAL #54	N/A	916 - NATURAL #9 920 - NATURAL #54	916 - NATURAL #9 920 - NATURAL #54	916 - NATURAL #9 920 - NATURAL #54
NO NAIL OPTION:	AVAILABLE	AVAILABLE	STANDARD	AVAILABLE	AVAILABLE	AVAILABLE
OVERALL DIMENSIONS:	W 96" D 42 1/2" H 40"	SEE SCHEMATIC ON PAGES 94 - 95 FOR DIMENSIONS PER STYLE	SEE SCHEMATIC ON PAGES 94 - 95 FOR DIMENSIONS PER STYLE	SEE SCHEMATIC ON PAGES 94 - 95 FOR DIMENSIONS PER STYLE	SEE SCHEMATIC ON PAGES 94 - 95 FOR DIMENSIONS PER STYLE	SEE SCHEMATIC ON PAGES 94 - 95 FOR DIMENSIONS PER STYLE
WEDGEWALL SPACE:						
SEAT HEIGHT:	21.5			21	21	21
SEAT DEPTH:	23.5			21	21	21
SEAT WIDTH:	77.5			24	24	24
ARM HEIGHT:	26.5			26	26	26
SEAT TO BACK HEIGHT:	18.5			19	19	19
DIST FRM WALL TO RECLNE:				2.5	2.5	
CHAIR IN FULL RECLINE:				65.5	65.5	
WEIGHT:	237	26	60	148	148	150
54 " PLAIN COM YDG.	22	2 1/2	4	6 1/2	6 1/2	8 3/4
CUBES:	120.34	11.7	44.2	44.2	44.2	49.57
FABRIC GRADE I / COM	5019	1419	2309	3929	3929	3339
FABRIC GRADE II	5349	1519	2409	4089	4089	3499
FABRIC GRADE III / COL	5679	1619	2509	4259	4259	3669
FABRIC GRADE IV	6009	1719	2609	4419	4419	3829
FABRIC GRADE V	6339	1819	2709	4589	4589	3999
FABRIC GRADE VI	6669	1919	2809	4749	4749	4159
MARRIED COVER						
LEATHER - GRADE 1	8089	1779	2609	4989	4989	4389
LEATHER - GRADE 2	8419	1879	2709	5149	5149	4559
LEATHER - GRADE 3	9079	2079	2909	5479	5479	4889
LEATHER - GRADE 4	9739	2279	3099	5809	5809	5219
LEATHER - NOVELTY	9569	2579	3399	5979	5979	5379
LEATHER - NOVELTY PREMIUM	10069	3069	3899	6469	6469	5879

ITEM NUMBER:	916/920 -33 NEWMAN/ WHITAKER	916/920 -35 NEWMAN/ WHITAKER	916/920 -38 NEWMAN/ WHITAKER	916/920 -55 NEWMAN/ WHITAKER	916/920 -56 NEWMAN/ WHITAKER	916/920 -57 NEWMAN/ WHITAKER
DESCRIPTION:	ARMLESS RECLINER	CHAIR FULL RECLINE	ARMLESS CHAIR	LAF LOVESEAT RECLINER AT ARM	RAF LOVESEAT RECLINER AT ARM	LAF LOVESEAT
PROGRAM:	LUXURY MOTION	LUXURY MOTION	LUXURY MOTION	LUXURY MOTION	LUXURY MOTION	LUXURY MOTION
STANDARD FINISH:	N/A	MH-MAHOGANY	MH-MAHOGANY	MH-MAHOGANY	MH-MAHOGANY	MH-MAHOGANY
SEE PG 3 FOR A COMPLETE LIST OF AVAIL FINISHES	N/A	OPTIONAL FINISHES AVAIL AT NO UPCHARGE	OPTIONAL FINISHES AVAIL AT NO UPCHARGE	OPTIONAL FINISHES AVAIL AT NO UPCHARGE	OPTIONAL FINISHES AVAIL AT NO UPCHARGE	OPTIONAL FINISHES AVAIL AT NO UPCHARGE
STANDARD CUSHION: ADDITIONAL CUSHION OPTIONS:	SPRING DOWN EXTRA FIRM - \$75	SPRING DOWN EXTRA FIRM - \$75	SPRING DOWN EXTRA FIRM - \$75	SPRING DOWN EXTRA FIRM - \$150	SPRING DOWN EXTRA FIRM - \$150	SPRING DOWN EXTRA FIRM - \$150
PILLOW TYPE:	SEMI-ATTACHED	SEMI-ATTACHED	SEMI-ATTACHED	SEMI-ATTACHED	SEMI-ATTACHED	SEMI-ATTACHED
SPECIAL PROGRAM OPTIONS:	N/A	CHOICE OF TURNED LEG OR TAPERED LEG	CHOICE OF TURNED LEG OR TAPERED LEG	CHOICE OF TURNED LEG OR TAPERED LEG	CHOICE OF TURNED LEG OR TAPERED LEG	CHOICE OF TURNED LEG OR TAPERED LEG
STANDARD RELEASE:	POWER BUTTON IS STANDARD	POWER BUTTON IS STANDARD	N/A	POWER BUTTON IS STANDARD	POWER BUTTON IS STANDARD	N/A
POWER RECLINE OPTIONS:	BB: POWER BUTTON WITH BATTERY PACK: \$300 UPCHARGE	BB: POWER BUTTON WITH BATTERY PACK: \$300 UPCHARGE	N/A	BB: POWER BUTTON WITH BATTERY PACK: \$300 UPCHARGE	BB: POWER BUTTON WITH BATTERY PACK: \$300 UPCHARGE	N/A
POWER UPCHARGES INCLUDE ALL MOTORIZED SEATS PER SKU						
STANDARD NAIL:	N/A	916 - NATURAL #9 920 - NATURAL #54	N/A	916 - NATURAL #9 920 - NATURAL #54	916 - NATURAL #9 920 - NATURAL #54	916 - NATURAL #9 920 - NATURAL #54
NO NAIL OPTION:	STANDARD	AVAILABLE	STANDARD	AVAILABLE	AVAILABLE	AVAILABLE
OVERALL DIMENSIONS:	SEE SCHEMATIC ON PAGES 94 - 95 FOR DIMENSIONS PER STYLE	SEE SCHEMATIC ON PAGES 94 - 95 FOR DIMENSIONS PER STYLE	SEE SCHEMATIC ON PAGES 94 - 95 FOR DIMENSIONS PER STYLE	SEE SCHEMATIC ON PAGES 94 - 95 FOR DIMENSIONS PER STYLE	SEE SCHEMATIC ON PAGES 94 - 95 FOR DIMENSIONS PER STYLE	SEE SCHEMATIC ON PAGES 94 - 95 FOR DIMENSIONS PER STYLE
WEDGEWALL SPACE:						
SEAT HEIGHT:	21	21	21	21	21	21
SEAT DEPTH:	21	21	21	21	21	21
SEAT WIDTH:	24	24	24	48	48	48
ARM HEIGHT:		26		26	26	26
SEAT TO BACK HEIGHT:	19	19	19	19	19	19
DIST FRM WALL TO RECLNE:	2.5	2.5		2.5	2.5	2.5
CHAIR IN FULL RECLINE:	65.5	65.5		65.5	65.5	65.5
WEIGHT:	110	108	68	150	150	150
54" PLAIN COM YDG.	5 3/4	8	4 1/2	10 1/4	10 1/4	10 1/4
CUBES:	49.57	49.57	44.2	90.23	90.23	90.23
FABRIC GRADE I / COM	4129	3959	2539	5579	5579	4519
FABRIC GRADE II	4359	4189	2709	5909	5909	4689
FABRIC GRADE III / COL	4589	4419	2869	6239	6239	4849
FABRIC GRADE IV	4819	4659	3039	6569	6569	5019
FABRIC GRADE V	5049	4889	3199	6899	6899	5179
FABRIC GRADE VI	5279	5119	3369	7229	7229	5349
MARRIED COVER		MARRIED COVER AVAILABLE. PRICING GRID ON PG 80 - 81				
LEATHER - GRADE 1	4789	5119	3009	7259	7259	6669
LEATHER - GRADE 2	5019	5349	3169	7589	7589	6829
LEATHER - GRADE 3	5479	5809	3499	8249	8249	7159
LEATHER - GRADE 4	5939	6269	3829	8909	8909	7489
LEATHER - NOVELTY	5979	6309	3999	8749	8749	7659
LEATHER - NOVELTY PREMIUM	6469	6799	4489	9239	9239	8149

ITEM NUMBER:	916/920 -58 NEWMAN/ WHITAKER	916/920 -61 NEWMAN/ WHITAKER	916/920 -62 NEWMAN/ WHITAKER	916/920 -68 NEWMAN/ WHITAKER	916/920 -70 NEWMAN/ WHITAKER	916/920 -73 NEWMAN/ WHITAKER
DESCRIPTION:	RAF LOVESEAT	LAF SOFA RECLINER AT ARM	RAF SOFA RECLINER AT ARM	CORNER WEDGE	LOVESEAT L & R FULL RECLINE	LAF SOFA CORNER RETURN RECLINER AT ARM
PROGRAM:	LUXURY MOTION	LUXURY MOTION	LUXURY MOTION	LUXURY MOTION	LUXURY MOTION	LUXURY MOTION
STANDARD FINISH:	MH-MAHOGANY	MH-MAHOGANY	MH-MAHOGANY	MH-MAHOGANY	MH-MAHOGANY	MH-MAHOGANY
SEE PG 3 FOR A COMPLETE LIST OF AVAIL FINISHES	OPTIONAL FINISHES AVAIL AT NO UPCHARGE	OPTIONAL FINISHES AVAIL AT NO UPCHARGE	OPTIONAL FINISHES AVAIL AT NO UPCHARGE	OPTIONAL FINISHES AVAIL AT NO UPCHARGE	OPTIONAL FINISHES AVAIL AT NO UPCHARGE	OPTIONAL FINISHES AVAIL AT NO UPCHARGE
STANDARD CUSHION: ADDITIONAL CUSHION OPTIONS:	SPRING DOWN EXTRA FIRM - \$150	SPRING DOWN EXTRA FIRM - \$225	SPRING DOWN EXTRA FIRM - \$225	SPRING DOWN EXTRA FIRM - \$150	SPRING DOWN EXTRA FIRM - \$150	SPRING DOWN EXTRA FIRM - \$225
PILLOW TYPE:	SEMI-ATTACHED	SEMI-ATTACHED	SEMI-ATTACHED	SEMI-ATTACHED	SEMI-ATTACHED	SEMI-ATTACHED
SPECIAL PROGRAM OPTIONS:	CHOICE OF TURNED LEG OR TAPERED LEG	CHOICE OF TURNED LEG OR TAPERED LEG	CHOICE OF TURNED LEG OR TAPERED LEG	CHOICE OF TURNED LEG OR TAPERED LEG	CHOICE OF TURNED LEG OR TAPERED LEG	CHOICE OF TURNED LEG OR TAPERED LEG
STANDARD RELEASE:	N/A	POWER BUTTON IS STANDARD	POWER BUTTON IS STANDARD	N/A	POWER BUTTON IS STANDARD	POWER BUTTON IS STANDARD
POWER RECLINE OPTIONS:	N/A	BB: POWER BUTTON WITH BATTERY PACK: \$300 UPCHARGE	BB: POWER BUTTON WITH BATTERY PACK: \$300 UPCHARGE	N/A	BB: POWER BUTTON WITH BATTERY PACK: \$600 UPCHARGE	BB: POWER BUTTON WITH BATTERY PACK: \$300 UPCHARGE
POWER UPCHARGES INCLUDE ALL MOTORIZED SEATS PER SKU						
STANDARD NAIL:	916 - NATURAL #9 920 - NATURAL #54	916 - NATURAL #9 920 - NATURAL #54	916 - NATURAL #9 920 - NATURAL #54	N/A	916 - NATURAL #9 920 - NATURAL #54	916 - NATURAL #9 920 - NATURAL #54
NO NAIL OPTION:	AVAILABLE	AVAILABLE	AVAILABLE	STANDARD	AVAILABLE	AVAILABLE
OVERALL DIMENSIONS:	SEE SCHEMATIC ON PAGES 94 - 95 FOR DIMENSIONS PER STYLE	SEE SCHEMATIC ON PAGES 94 - 95 FOR DIMENSIONS PER STYLE	SEE SCHEMATIC ON PAGES 94 - 95 FOR DIMENSIONS PER STYLE	SEE SCHEMATIC ON PAGES 94 - 95 FOR DIMENSIONS PER STYLE	SEE SCHEMATIC ON PAGES 94 - 95 FOR DIMENSIONS PER STYLE	SEE SCHEMATIC ON PAGES 94 - 95 FOR DIMENSIONS PER STYLE
WEDGEWALL SPACE:				50		
SEAT HEIGHT:	21	21	21	21	21	21
SEAT DEPTH:	21	21	21	21	21	21
SEAT WIDTH:	48	72	72	42	48	72
ARM HEIGHT:	26	26	26	26	26	26
SEAT TO BACK HEIGHT:	19	19	19	19	19	19
DIST FRM WALL TO RECLNE:	2.5	2.5	2.5	2.5	2.5	2.5
CHAIR IN FULL RECLINE:	65.5	65.5	65.5	65.5	65.5	65.5
WEIGHT:	150	200	200	125	215	230
54" PLAIN COM YDG.	10 1/4	12 3/4	12 3/4	8	13	15 3/4
CUBES:	90.23	129.32	129.32	90.23	90.23	129.3
FABRIC GRADE I / COM	4519	6999	6999	4029	6929	7159
FABRIC GRADE II	4689	7489	7489	4229	7429	7659
FABRIC GRADE III / COL	4849	7989	7989	4419	7919	8149
FABRIC GRADE IV	5019	8479	8479	4619	8419	8649
FABRIC GRADE V	5179	8979	8979	4819	8909	9139
FABRIC GRADE VI	5349	9469	9469	5019	9409	9639
MARRIED COVER						
LEATHER - GRADE 1	6669	9039	9039	5049	9569	10069
LEATHER - GRADE 2	6829	9539	9539	5249	10069	10559
LEATHER - GRADE 3	7159	10529	10529	5649	11059	11549
LEATHER - GRADE 4	7489	11519	11519	6039	12049	12539
LEATHER - NOVELTY	7659	11019	11019	6139	11549	12049
LEATHER - NOVELTY PREMIUM	8149	11519	11519	6639	12049	12539

ITEM NUMBER:	916/920 -74 NEWMAN/ WHITAKER	916/920 -75 NEWMAN/ WHITAKER	916/920 -90 NEWMAN/ WHITAKER	916/920 -95 NEWMAN/ WHITAKER	949/950/951 -35 JOHNSTON/ HAMBRICK/BENSON	949/950/951 -37 JOHNSTON/ HAMBRICK/BENSON
DESCRIPTION:	RAF SOFA CORNER RETURN RECLINER AT ARM	STATIONARY LOVESEAT	SOFA L & R FULL RECLINE	STATIONARY SOFA	CHAIR FULL RECLINE	ARMLESS CHAIR
PROGRAM:	LUXURY MOTION	LUXURY MOTION	LUXURY MOTION	LUXURY MOTION	LUXURY MOTION	LUXURY MOTION
STANDARD FINISH:	MH-MAHOGANY	MH-MAHOGANY	MH-MAHOGANY	MH-MAHOGANY	MH-MAHOGANY	MH-MAHOGANY
SEE PG 3 FOR A COMPLETE LIST OF AVAIL FINISHES	OPTIONAL FINISHES AVAIL AT NO UPCHARGE	OPTIONAL FINISHES AVAIL AT NO UPCHARGE	OPTIONAL FINISHES AVAIL AT NO UPCHARGE	OPTIONAL FINISHES AVAIL AT NO UPCHARGE	OPTIONAL FINISHES AVAIL AT NO UPCHARGE	OPTIONAL FINISHES AVAIL AT NO UPCHARGE
STANDARD CUSHION: ADDITIONAL CUSHION OPTIONS:	SPRING DOWN EXTRA FIRM - \$225	SPRING DOWN EXTRA FIRM - \$150	SPRING DOWN EXTRA FIRM - \$225	SPRING DOWN EXTRA FIRM - \$225	SPRING DOWN EXTRA FIRM - \$75	SPRING DOWN EXTRA FIRM - \$75
PILLOW TYPE:	SEMI-ATTACHED	SEMI-ATTACHED	SEMI-ATTACHED	SEMI-ATTACHED	BUSTLE BACK	BUSTLE BACK
SPECIAL PROGRAM OPTIONS:	CHOICE OF TURNED LEG OR TAPERED LEG	CHOICE OF TURNED LEG OR TAPERED LEG	CHOICE OF TURNED LEG OR TAPERED LEG	CHOICE OF TURNED LEG OR TAPERED LEG	N/A	N/A
STANDARD RELEASE:	POWER BUTTON IS STANDARD	N/A	POWER BUTTON IS STANDARD	N/A	POWER BUTTON IS STANDARD RELEASE	N/A
POWER RECLINE OPTIONS: POWER UPCHARGES INCLUDE ALL MOTORIZED SEATS PER SKU	BB: POWER BUTTON WITH BATTERY PACK: \$300 UPCHARGE	N/A	BB: POWER BUTTON WITH BATTERY PACK: \$600 UPCHARGE	N/A	BB: POWER BUTTON WITH BATTERY PACK: \$300 UPCHARGE	N/A
STANDARD NAIL:	916 - NATURAL #9 920 - NATURAL #54	916 - NATURAL #9 920 - NATURAL #54	916 - NATURAL #9 920 - NATURAL #54	916 - NATURAL #9 920 - NATURAL #54	949/951 - NATURAL #9 950 - N/A	N/A
NO NAIL OPTION:	AVAILABLE	AVAILABLE	AVAILABLE	AVAILABLE	949-951- AVAILABLE 950 - STANDARD	STANDARD
OVERALL DIMENSIONS:	SEE SCHEMATIC ON PAGES 94 - 95 FOR DIMENSIONS PER STYLE	SEE SCHEMATIC ON PAGES 94 - 95 FOR DIMENSIONS PER STYLE	SEE SCHEMATIC ON PAGES 94 - 95 FOR DIMENSIONS PER STYLE	SEE SCHEMATIC ON PAGES 94 - 95 FOR DIMENSIONS PER STYLE	W 31" D 42 1/2" H 41 1/2"	W 23" D 44" H 41 1/2"
WEDGEWALL SPACE: SEAT HEIGHT: SEAT DEPTH: SEAT WIDTH: ARM HEIGHT: SEAT TO BACK HEIGHT: DIST FRM WALL TO RECLNE: CHAIR IN FULL RECLINE: WEIGHT: 54 " PLAIN COM YDG.	21 21 72 26 19 2.5 65.5 230 15 3/4	21 21 48 26 19 19 215 13 1/2	21 21 72 26 19 2.5 65.5 270 17	21 21 72 26 19 19 270 17 3/4	20.5 21 23 24.5 21 0 69 170 9 1/4	20.5 21 23 21 86 5 1/2
CUBES:	129.3	90.23	129.3	129.3	49.57	44.22
FABRIC GRADE I / COM	7159	6269	7259	6639	5119	2809
FABRIC GRADE II	7659	6599	7759	6969	5349	2969
FABRIC GRADE III / COL	8149	6929	8249	7299	5579	3139
FABRIC GRADE IV	8649	7259	8749	7629	5809	3299
FABRIC GRADE V	9139	7589	9239	7959	6039	3469
FABRIC GRADE VI	9639	7919	9739	8289	6269	3629
MARRIED COVER			MARRIED COVER AVAILABLE. PRICING GRID ON PG 80 - 81		MARRIED COVER AVAILABLE. PRICING GRID ON PG 80 - 81	
LEATHER - GRADE 1	10069	9279	9899	9669	6269	3629
LEATHER - GRADE 2	10559	9609	10399	9999	6499	3799
LEATHER - GRADE 3	11549	10269	11389	10659	6969	4129
LEATHER - GRADE 4	12539	10929	12379	11319	7429	4459
LEATHER - NOVELTY	12049	10759	11879	11159	7459	4619
LEATHER - NOVELTY PREMIUM	12539	11259	12379	11649	7959	5119

ITEM NUMBER:	949/950/951 -41	949/950/951 -42	949/950/951 -55	949/950/951 -56	949/950/951 -67	949/950/951 -70
DESCRIPTION:	JOHNSTON/ HAMBRICK/BENSON LAF STATIONARY CHAISE	JOHNSTON/ HAMBRICK/BENSON RAF STATIONARY CHAISE	JOHNSTON/ HAMBRICK/BENSON LAF LOVESEAT RECLINER AT ARM	JOHNSTON/ HAMBRICK/BENSON RAF LOVESEAT RECLINER AT ARM	JOHNSTON/ HAMBRICK/BENSON STATIONARY CORNER WEDGE	JOHNSTON/ HAMBRICK/BENSON LOVESEAT L & R FULL RECLINE
PROGRAM:	LUXURY MOTION	LUXURY MOTION	LUXURY MOTION	LUXURY MOTION	LUXURY MOTION	LUXURY MOTION
STANDARD FINISH:	MH-MAHOGANY	MH-MAHOGANY	MH-MAHOGANY	MH-MAHOGANY	MH-MAHOGANY	MH-MAHOGANY
SEE PG 3 FOR A COMPLETE LIST OF AVAIL FINISHES	OPTIONAL FINISHES AVAIL AT NO UPCHARGE	OPTIONAL FINISHES AVAIL AT NO UPCHARGE	OPTIONAL FINISHES AVAIL AT NO UPCHARGE	OPTIONAL FINISHES AVAIL AT NO UPCHARGE	OPTIONAL FINISHES AVAIL AT NO UPCHARGE	OPTIONAL FINISHES AVAIL AT NO UPCHARGE
STANDARD CUSHION: ADDITIONAL CUSHION OPTIONS:	SPRING DOWN EXTRA FIRM - \$150	SPRING DOWN EXTRA FIRM - \$150	SPRING DOWN EXTRA FIRM - \$150	SPRING DOWN EXTRA FIRM - \$150	SPRING DOWN EXTRA FIRM - \$150	SPRING DOWN EXTRA FIRM - \$150
PILLOW TYPE:	BUSTLE BACK	BUSTLE BACK	BUSTLE BACK	BUSTLE BACK	BUSTLE BACK	BUSTLE BACK
SPECIAL PROGRAM OPTIONS:	N/A	N/A	N/A	N/A	N/A	N/A
STANDARD RELEASE:	N/A	N/A	POWER BUTTON IS STANDARD RELEASE	POWER BUTTON IS STANDARD RELEASE	N/A	N/A
POWER RECLINE OPTIONS: POWER UPCHARGES INCLUDE ALL MOTORIZED SEATS PER SKU	N/A	N/A	BB: POWER BUTTON WITH BATTERY PACK: \$300 UPCHARGE	BB: POWER BUTTON WITH BATTERY PACK: \$300 UPCHARGE	N/A	BB: POWER BUTTON WITH BATTERY PACK: \$600 UPCHARGE
STANDARD NAIL:	949/951 - NATURAL #9 950 - N/A	949/951 - NATURAL #9 950 - N/A	949/951 - NATURAL #9 950 - N/A	949/951 - NATURAL #9 950 - N/A	N/A	949/951 - NATURAL #9 950 - N/A
NO NAIL OPTION:	949-951- AVAILABLE 950 - STANDARD	949-951- AVAILABLE 950 - STANDARD	949-951- AVAILABLE 950 - STANDARD	949-951- AVAILABLE 950 - STANDARD	STANDARD	949-951- AVAILABLE 950 - STANDARD
OVERALL DIMENSIONS:	W 28" D 72" H 41 1/2"	W 28" D 72" H 41 1/2"	W 49 1/2" D 42 1/2" H 41 1/2"	W 49 1/2" D 42 1/2" H 41 1/2"	W 75" D 42 1/2" H 41 1/2"	W 75" D 42 1/2" H 41 1/2"
WEDGEWALL SPACE:					53.5	53.5
SEAT HEIGHT:	20.5	20.5	20.5	20.5	20.5	20.5
SEAT DEPTH:	49	49	21	21	21	21
SEAT WIDTH:	23	23	46	46	38	38
ARM HEIGHT:	24.5	24.5	24.5	24.5		
SEAT TO BACK HEIGHT:	21	21	21	21	21	21
DIST FRM WALL TO RECLNE: CHAIR IN FULL RECLINE:			0	0		
WEIGHT:	145	145	69	69		
54 " PLAIN COM YDG.	8 1/4	8 1/4	205	205	145	145
CUBES:	90.23	90.23	12 3/4	12 3/4	11	11
FABRIC GRADE I / COM	4129	4129	6599	6599	4129	8909
FABRIC GRADE II	4329	4329	6929	6929	4329	9409
FABRIC GRADE III / COL	4519	4519	7259	7259	4519	9899
FABRIC GRADE IV	4719	4719	7589	7589	4719	10399
FABRIC GRADE V	4919	4919	7919	7919	4919	10889
FABRIC GRADE VI	5119	5119	8249	8249	5119	11389
MARRIED COVER						
LEATHER - GRADE 1	5119	5119	7919	7919	5279	11719
LEATHER - GRADE 2	5319	5319	8249	8249	5479	12209
LEATHER - GRADE 3	5709	5709	8909	8909	5879	13199
LEATHER - GRADE 4	6109	6109	9569	9569	6269	14189
LEATHER - NOVELTY	6209	6209	9409	9409	6369	13699
LEATHER - NOVELTY PREMIUM	6699	6699	9899	9899	6869	14189

ITEM NUMBER:	949/950/951	960/962/ 968/969	960/962/ 968/969	960/962/ 968/969	960/962/ 968/969	960/962/ 968/969
DESCRIPTION:	-90 JOHNSTON/ HAMBRICK/BENSON SOFA L & R FULL RECLINE	-0T IMAGINE/DISCOVERY/ NICOLETTA/RAVEN OTTOMAN	-07 IMAGINE/DISCOVERY/ NICOLETTA/RAVEN STRAIGHT CONSOLE W/ BACK AMD STORAGE	-09 IMAGINE/DISCOVERY/ NICOLETTA/RAVEN CONSOLE W/ DUAL CUP HOLDERS	-17 IMAGINE/DISCOVERY/ NICOLETTA/RAVEN LAF RECLINER WITH POWER HEADREST	-18 IMAGINE/DISCOVERY/ NICOLETTA/RAVEN RAF RECLINER WITH POWER HEADREST
PROGRAM:	LUXURY MOTION	LUXURY MOTION	LUXURY MOTION	LUXURY MOTION	LUXURY MOTION	LUXURY MOTION
STANDARD FINISH:	MH-MAHOGANY	MH-MAHOGANY	N/A	N/A	MH-MAHOGANY	MH-MAHOGANY
SEE PG 3 FOR A COMPLETE LIST OF AVAIL FINISHES	OPTIONAL FINISHES AVAIL AT NO UPCHARGE	OPTIONAL FINISHES AVAIL AT NO UPCHARGE	N/A	N/A	OPTIONAL FINISHES AVAIL AT NO UPCHARGE	OPTIONAL FINISHES AVAIL AT NO UPCHARGE
STANDARD CUSHION: ADDITIONAL CUSHION OPTIONS:	SPRING DOWN EXTRA FIRM - \$225	N/A	N/A	N/A	SPRING DOWN EXTRA FIRM - \$75	SPRING DOWN EXTRA FIRM - \$75
PILLOW TYPE:	BUSTLE BACK	N/A	N/A	N/A	960-TIGHT BUSTLE 962 - BUSTLE 968/969 SEMI-ATTACH	960-TIGHT BUSTLE 962 - BUSTLE 968/969 SEMI-ATTACH
SPECIAL PROGRAM OPTIONS:	N/A	N/A	N/A	N/A	N/A	N/A
STANDARD RELEASE:	POWER BUTTON IS STANDARD RELEASE	N/A	N/A	N/A	POWER BUTTON IS STANDARD RELEASE	POWER BUTTON IS STANDARD RELEASE
POWER RECLINE OPTIONS:	BB: POWER BUTTON WITH BATTERY PACK: \$600 UPCHARGE	N/A	N/A	N/A	BB: POWER BUTTON WITH BATTERY PACK: \$300 UPCHARGE	BB: POWER BUTTON WITH BATTERY PACK: \$300 UPCHARGE
POWER UPCHARGES INCLUDE ALL MOTORIZED SEATS PER SKU					LUMBAR OPT - \$150	LUMBAR OPT - \$150
STANDARD NAIL:	949/951 - NATURAL #9 950 - N/A	960-#54 NATURAL 962/968/969 - #9 NAT	N/A	N/A	960-#54 NATURAL 962/968/969 - #9 NAT	960-#54 NATURAL 962/968/969 - #9 NAT
NO NAIL OPTION:	949-951- AVAILABLE 950 - STANDARD	960/962/968/969-AVAIL	STANDARD	STANDARD	960/962/968/969-AVAIL	960/962/968/969-AVAIL
OVERALL DIMENSIONS:	W 76 1/2" D 42 1/2" H 41 1/2"	SEE SCHEMATIC ON PAGES 96 - 98 FOR DIMENSIONS PER STYLE	SEE SCHEMATIC ON PAGES 96 - 98 FOR DIMENSIONS PER STYLE	SEE SCHEMATIC ON PAGES 96 - 98 FOR DIMENSIONS PER STYLE	SEE SCHEMATIC ON PAGES 96 - 98 FOR DIMENSIONS PER STYLE	SEE SCHEMATIC ON PAGES 96 - 98 FOR DIMENSIONS PER STYLE
WEDGEWALL SPACE:						
SEAT HEIGHT:	20.5				21	21
SEAT DEPTH:	21				21.5	21.5
SEAT WIDTH:	69				24	24
ARM HEIGHT:	24.5				25	25
SEAT TO BACK HEIGHT:	21				21.5	21.5
DIST FRM WALL TO RECLINE:	0				2.5	2.5
CHAIR IN FULL RECLINE:	69				67	67
WEIGHT:	327	38	60	50	140	140
54 " PLAIN COM YDG.	18 1/2	3 1/4	4	4	9	9
CUBES:	120.34	17.1	44.2	44.22	49.57	49.57
FABRIC GRADE I / COM	9239	1419	2539	1449	4389	4389
FABRIC GRADE II	9739	1519	2639	1549	4559	4559
FABRIC GRADE III / COL	10229	1619	2739	1649	4719	4719
FABRIC GRADE IV	10729	1719	2839	1749	4889	4889
FABRIC GRADE V	11219	1819	2939	1849	5049	5049
FABRIC GRADE VI	11719	1919	3039	1949	5219	5219
MARRIED COVER	MARRIED COVER AVAILABLE. PRICING GRID ON PG 80 - 81					
LEATHER - GRADE 1	12049	1749	2809	1819	5779	5779
LEATHER - GRADE 2	12539	1849	2909	1919	5939	5939
LEATHER - GRADE 3	13529	2049	3099	2109	6269	6269
LEATHER - GRADE 4	14519	2249	3299	2309	6599	6599
LEATHER - NOVELTY	14029	2539	3599	2609	6769	6769
LEATHER - NOVELTY PREMIUM	14519	3039	4089	3099	7259	7259

ITEM NUMBER:	960/962/ 968/969 -25	960/962/ 968/969 -33	960/962/ 968/969 -35	960/962/ 968/969 -38	960/962/ 968/969 -55	960/962/ 968/969 -56
DESCRIPTION:	IMAGINE/DISCOVERY/ NICOLETTA/RAVEN STATIONARY CHAIR	IMAGINE/DISCOVERY/ NICOLETTA/RAVEN ARMLESS RECLINER	IMAGINE/DISCOVERY/ NICOLETTA/RAVEN MOTION RECLINER WITH POWER HEADREST	IMAGINE/DISCOVERY/ NICOLETTA/RAVEN ARMLESS CHAIR	IMAGINE/DISCOVERY/ NICOLETTA/RAVEN LAF LOVESEAT WITH POWER HEADREST	IMAGINE/DISCOVERY/ NICOLETTA/RAVEN RAF LOVESEAT WITH POWER HEADREST
PROGRAM:	LUXURY MOTION	LUXURY MOTION	LUXURY MOTION BYX (SEE PG 83 - 85)	LUXURY MOTION	LUXURY MOTION	LUXURY MOTION
STANDARD FINISH:	MH-MAHOGANY	N/A	MH-MAHOGANY	MH-MAHOGANY	MH-MAHOGANY	MH-MAHOGANY
SEE PG 3 FOR A COMPLETE LIST OF AVAIL FINISHES	OPTIONAL FINISHES AVAIL AT NO UPCHARGE	N/A	OPTIONAL FINISHES AVAIL AT NO UPCHARGE	OPTIONAL FINISHES AVAIL AT NO UPCHARGE	OPTIONAL FINISHES AVAIL AT NO UPCHARGE	OPTIONAL FINISHES AVAIL AT NO UPCHARGE
STANDARD CUSHION:	SPRING DOWN	SPRING DOWN	SPRING DOWN	SPRING DOWN	SPRING DOWN	SPRING DOWN
ADDITIONAL CUSHION OPTIONS:	EXTRA FIRM - \$75	EXTRA FIRM - \$75	EXTRA FIRM - \$75	EXTRA FIRM - \$75	EXTRA FIRM - \$150	EXTRA FIRM - \$150
PILLOW TYPE:	960-TIGHT BUSTLE 962 - BUSTLE 968/969 SEMI-ATTACH	960-TIGHT BUSTLE 962 - BUSTLE 968/969 SEMI-ATTACH	960-TIGHT BUSTLE 962 - BUSTLE 968/969 SEMI-ATTACH	960-TIGHT BUSTLE 962 - BUSTLE 968/969 SEMI-ATTACH	960-TIGHT BUSTLE 962 - BUSTLE 968/969 SEMI-ATTACH	960-TIGHT BUSTLE 962 - BUSTLE 968/969 SEMI-ATTACH
SPECIAL PROGRAM OPTIONS:	N/A	N/A	N/A	N/A	N/A	N/A
STANDARD RELEASE:	N/A	POWER BUTTON IS STANDARD RELEASE	POWER BUTTON IS STANDARD RELEASE	N/A	POWER BUTTON IS STANDARD RELEASE	POWER BUTTON IS STANDARD RELEASE
POWER RECLINE OPTIONS:	N/A	BB: POWER BUTTON WITH BATTERY PACK: \$300 UPCHARGE	BB: POWER BUTTON WITH BATTERY PACK: \$300 UPCHARGE	N/A	BB: POWER BUTTON WITH BATTERY PACK: \$300 UPCHARGE	BB: POWER BUTTON WITH BATTERY PACK: \$300 UPCHARGE
POWER UPCHARGES INCLUDE ALL MOTORIZED SEATS PER SKU			LUMBAR OPT - \$150		LUMBAR OPT - \$150	LUMBAR OPT - \$150
STANDARD NAIL:	960-#54 NATURAL 962/968/969 - #9 NAT	NO NAIL	960-#54 NATURAL 962/968/969 - #9 NAT	NO NAIL	960-#54 NATURAL 962/968/969 - #9 NAT	960-#54 NATURAL 962/968/969 - #9 NAT
NO NAIL OPTION:	960/962/968/969-AVAIL	STANDARD	960/962/968/969-AVAIL	STANDARD	960/962/968/969-AVAIL	960/962/968/969-AVAIL
OVERALL DIMENSIONS:	SEE SCHEMATIC ON PAGES 96 - 98 FOR DIMENSIONS PER STYLE	SEE SCHEMATIC ON PAGES 96 - 98 FOR DIMENSIONS PER STYLE	SEE SCHEMATIC ON PAGES 96 - 98 FOR DIMENSIONS PER STYLE	SEE SCHEMATIC ON PAGES 96 - 98 FOR DIMENSIONS PER STYLE	SEE SCHEMATIC ON PAGES 96 - 98 FOR DIMENSIONS PER STYLE	SEE SCHEMATIC ON PAGES 96 - 98 FOR DIMENSIONS PER STYLE
WEDGEWALL SPACE:						
SEAT HEIGHT:	21	21	21	21	21	21
SEAT DEPTH:	22	22	22	22	22	22
SEAT WIDTH:	24	24	24	24	48	48
ARM HEIGHT:	25		25		25	25
SEAT TO BACK HEIGHT:	21	21	21	21	21	21
DIST FRM WALL TO RECLNE:		3	3		3	3
CHAIR IN FULL RECLINE:		64.5	64.5		64.5	64.5
WEIGHT:	137	100	150	68	200	200
54 " PLAIN COM YDG.	8 3/4	5 3/4	10 3/4	4 1/2	16 3/4	16 3/4
CUBES:	49.57	49.57	49.57	44.22	90.23	90.23
FABRIC GRADE I / COM	4089	4129	4619	2809	6599	6599
FABRIC GRADE II	4259	4359	4849	2969	6929	6929
FABRIC GRADE III / COL	4419	4589	5079	3139	7259	7259
FABRIC GRADE IV	4589	4819	5319	3299	7589	7589
FABRIC GRADE V	4749	5049	5549	3469	7919	7919
FABRIC GRADE VI	4919	5279	5779	3629	8249	8249
MARRIED COVER			MARRIED COVER AVAILABLE. PRICING GRID ON PG 80 - 81			
LEATHER - GRADE 1	5679	4789	6109	3469	8749	8749
LEATHER - GRADE 2	5839	5019	6339	3629	9079	9079
LEATHER - GRADE 3	6169	5479	6799	3959	9739	9739
LEATHER - GRADE 4	6499	5939	7259	4289	10399	10399
LEATHER - NOVELTY	6669	5979	7299	4459	10229	10229
LEATHER - NOVELTY PREMIUM	7159	6469	7789	4949	10729	10729

ITEM NUMBER:	960/962/ 968/969 -57	960/962/ 968/969 -58	960/962/ 968/969 -61	960/962/ 968/969 -62	960/962/ 968/969 -66	960/962/ 968/969 -68
DESCRIPTION:	IMAGINE/DISCOVERY/ NICOLETTA/RAVEN STATIONARY LAF LOVESEAT	IMAGINE/DISCOVERY/ NICOLETTA/RAVEN STATIONARY RAF LOVESEAT	IMAGINE/DISCOVERY/ NICOLETTA/RAVEN LAF SOFA WITH POWER HEADREST	IMAGINE/DISCOVERY/ NICOLETTA/RAVEN RAF SOFA WITH POWER HEADREST	IMAGINE/DISCOVERY/ NICOLETTA/RAVEN TRUE CORNER	IMAGINE/DISCOVERY/ NICOLETTA/RAVEN CORNER WEDGE
PROGRAM:	LUXURY MOTION	LUXURY MOTION	LUXURY MOTION	LUXURY MOTION	LUXURY MOTION	LUXURY MOTION
STANDARD FINISH:	MH-MAHOAGANY	MH-MAHOAGANY	MH-MAHOAGANY	MH-MAHOAGANY	MH-MAHOAGANY	MH-MAHOAGANY
SEE PG 3 FOR A COMPLETE LIST OF AVAIL FINISHES	OPTIONAL FINISHES AVAIL AT NO UPCHARGE	OPTIONAL FINISHES AVAIL AT NO UPCHARGE	OPTIONAL FINISHES AVAIL AT NO UPCHARGE	OPTIONAL FINISHES AVAIL AT NO UPCHARGE	OPTIONAL FINISHES AVAIL AT NO UPCHARGE	OPTIONAL FINISHES AVAIL AT NO UPCHARGE
STANDARD CUSHION:	SPRING DOWN	SPRING DOWN	SPRING DOWN	SPRING DOWN	SPRING DOWN	SPRING DOWN
ADDITIONAL CUSHION OPTIONS:	EXTRA FIRM - \$150	EXTRA FIRM - \$150	EXTRA FIRM - \$225	EXTRA FIRM - \$225	EXTRA FIRM - \$150	EXTRA FIRM - \$150
PILLOW TYPE:	960-TIGHT BUSTLE 962 - BUSTLE 968/969 SEMI-ATTACH	960-TIGHT BUSTLE 962 - BUSTLE 968/969 SEMI-ATTACH	960-TIGHT BUSTLE 962 - BUSTLE 968/969 SEMI-ATTACH	960-TIGHT BUSTLE 962 - BUSTLE 968/969 SEMI-ATTACH	960-TIGHT BUSTLE 962 - BUSTLE 968/969 SEMI-ATTACH	960-TIGHT BUSTLE 962 - BUSTLE 968/969 SEMI-ATTACH
SPECIAL PROGRAM OPTIONS:	N/A	N/A	N/A	N/A	N/A	N/A
STANDARD RELEASE:	N/A	N/A	POWER BUTTON IS STANDARD RELEASE	POWER BUTTON IS STANDARD RELEASE	N/A	N/A
POWER RECLINE OPTIONS:	N/A	N/A	BB: POWER BUTTON WITH BATTERY PACK: \$300 UPCHARGE	BB: POWER BUTTON WITH BATTERY PACK: \$300 UPCHARGE	N/A	N/A
POWER UPCHARGES INCLUDE ALL MOTORIZED SEATS PER SKU			LUMBAR OPT - \$150	LUMBAR OPT - \$150		
STANDARD NAIL:	960-#54 NATURAL 962/968/969 - #9 NAT	960-#54 NATURAL 962/968/969 - #9 NAT	960-#54 NATURAL 962/968/969 - #9 NAT	960-#54 NATURAL 962/968/969 - #9 NAT	N/A	N/A
NO NAIL OPTION:	960/962/968/969-AVAIL	960/962/968/969-AVAIL	960/962/968/969-AVAIL	960/962/968/969-AVAIL	STANDARD	STANDARD
OVERALL DIMENSIONS:	SEE SCHEMATIC ON PAGES 96 - 98 FOR DIMENSIONS PER STYLE	SEE SCHEMATIC ON PAGES 96 - 98 FOR DIMENSIONS PER STYLE	SEE SCHEMATIC ON PAGES 96 - 98 FOR DIMENSIONS PER STYLE	SEE SCHEMATIC ON PAGES 96 - 98 FOR DIMENSIONS PER STYLE	SEE SCHEMATIC ON PAGES 96 - 98 FOR DIMENSIONS PER STYLE	SEE SCHEMATIC ON PAGES 96 - 98 FOR DIMENSIONS PER STYLE
WEDGEWALL SPACE:						52.5
SEAT HEIGHT:	21	21	21	21	21	
SEAT DEPTH:	22	22	22	22	22	22
SEAT WIDTH:	48	48	72	72	43	43
ARM HEIGHT:	25	25	25	25		
SEAT TO BACK HEIGHT:	21	21	21	21	21	21
DIST FRM WALL TO RECLINE:			3	3		
CHAIR IN FULL RECLINE:			64.5	64.5		
WEIGHT:	207	207	225	225	125	135
54 " PLAIN COM YDG.	10 1/2	10 1/2	19 1/2	19 1/2	9	9
CUBES:	90.23	90.23	90.23	90.23	44.2	90.2
FABRIC GRADE I / COM	5409	5409	7789	7789	3629	4459
FABRIC GRADE II	5579	5579	8119	8119	3829	4659
FABRIC GRADE III / COL	5739	5739	8449	8449	4029	4849
FABRIC GRADE IV	5909	5909	8779	8779	4229	5049
FABRIC GRADE V	6069	6069	9109	9109	4419	5249
FABRIC GRADE VI	6239	6239	9439	9439	4619	5449
MARRIED COVER						
LEATHER - GRADE 1	7629	7629	10269	10269	4659	5449
LEATHER - GRADE 2	7789	7789	10599	10599	4849	5649
LEATHER - GRADE 3	8119	8119	11259	11259	5249	6039
LEATHER - GRADE 4	8449	8449	11919	11919	5649	6439
LEATHER - NOVELTY	8619	8619	11749	11749	5739	6539
LEATHER - NOVELTY PREMIUM	9109	9109	12249	12249	6239	7029

ITEM NUMBER:	960/962/ 968/969 -70	960/962/ 968/969 -75	960/962/ 968/969 -90	960/962/ 968/969 -95	3001-BY	3007
DESCRIPTION:	IMAGINE/DISCOVERY/ NICOLETTA/RAVEN MOTION LOVESEAT WITH POWER HEADRESTS	IMAGINE/DISCOVERY/ NICOLETTA/RAVEN STATIONARY LOVESEAT	IMAGINE/DISCOVERY/ NICOLETTA/RAVEN MOTION SOFA WITH POWER HEADRESTS	IMAGINE/DISCOVERY/ NICOLETTA/RAVEN STATIONARY SOFA	BANCROFT 3-WAY LOUNGER	GALLAWAY 3-WAY LOUNGER
PROGRAM:	LUXURY MOTION	LUXURY MOTION	LUXURY MOTION BYX (SEE PG 83 -85)	LUXURY MOTION		
STANDARD FINISH:	MH-MAHOGANY	MH-MAHOGANY	MH-MAHOGANY	MH-MAHOGANY	MH-MAHOGANY	MH-MAHOGANY
SEE PG 3 FOR A COMPLETE LIST OF AVAIL FINISHES	OPTIONAL FINISHES AVAIL AT NO UPCHARGE	OPTIONAL FINISHES AVAIL AT NO UPCHARGE	OPTIONAL FINISHES AVAIL AT NO UPCHARGE	OPTIONAL FINISHES AVAIL AT NO UPCHARGE	OPTIONAL FINISHES AVAIL AT NO UPCHARGE	OPTIONAL FINISHES AVAIL AT NO UPCHARGE
STANDARD CUSHION: ADDITIONAL CUSHION OPTIONS:	SPRING DOWN EXTRA FIRM - \$150	SPRING DOWN EXTRA FIRM - \$150	SPRING DOWN EXTRA FIRM - \$225	SPRING DOWN EXTRA FIRM - \$225	PREMIER DOWN EXTRA FIRM - \$75	HR FOAM EXTRA FIRM - \$75
PILLOW TYPE:	960-TIGHT BUSTLE 962 - BUSTLE 968/969 SEMI-ATTACH	960-TIGHT BUSTLE 962 - BUSTLE 968/969 SEMI-ATTACH	960-TIGHT BUSTLE 962 - BUSTLE 968/969 SEMI-ATTACH	960-TIGHT BUSTLE 962 - BUSTLE 968/969 SEMI-ATTACH	SEMI-ATTACHED	SEMI-ATTACHED
SPECIAL PROGRAM OPTIONS:	N/A	N/A	N/A	N/A	N/A	N/A
STANDARD RELEASE:	POWER BUTTON IS STANDARD RELEASE	N/A	POWER BUTTON IS STANDARD RELEASE	N/A	PUSHBACK	PUSHBACK
POWER RECLINE OPTIONS:	BB: POWER BUTTON WITH BATTERY PACK: \$600 UPCHARGE	N/A	BB: POWER BUTTON WITH BATTERY PACK: \$600 UPCHARGE	N/A	PB - POWER BUTTON - \$300; BB - POWER BUTTON WITH BATTERY PACK - \$600	PB - POWER BUTTON - \$300; BB - POWER BUTTON WITH BATTERY PACK - \$600
POWER UPCHARGES INCLUDE ALL MOTORIZED SEATS PER SKU	LUMBAR OPT - \$300		LUMBAR OPT - \$300			
STANDARD NAIL:	960-#54 NATURAL 962/968/969 - #9 NAT	960-#54 NATURAL 962/968/969 - #9 NAT	960-#54 NATURAL 962/968/969 - #9 NAT	960-#54 NATURAL 962/968/969 - #9 NAT	NATURAL #9	N/A
NO NAIL OPTION:	960/962/968/969-AVAIL	960/962/968/969-AVAIL	960/962/968/969-AVAIL	960/962/968/969-AVAIL	AVAILABLE	STANDARD
OVERALL DIMENSIONS:	SEE SCHEMATIC ON PAGES 96 - 98 FOR DIMENSIONS PER STYLE	SEE SCHEMATIC ON PAGES 96 - 98 FOR DIMENSIONS PER STYLE	SEE SCHEMATIC ON PAGES 96 - 98 FOR DIMENSIONS PER STYLE	SEE SCHEMATIC ON PAGES 96 - 98 FOR DIMENSIONS PER STYLE	W 37" D 43" H 43"	W 31" D 39 1/2" H 42 1/2"
WEDGEWALL SPACE:						
SEAT HEIGHT:	21	21	21	21	21.5	20
SEAT DEPTH:	22	22	22	22	22.5	20
SEAT WIDTH:	48	48	72	72	21.5	20
ARM HEIGHT:	25	25	25	25	27	26
SEAT TO BACK HEIGHT:	21	21	21	21	21.5	22.5
DIST FRM WALL TO RECLINE:	2.5		2.5		17	17.5
CHAIR IN FULL RECLINE:	65.5		65.5		70	68.5
WEIGHT:	217		300		117	117
54 " PLAIN COM YDG.	17 3/4	12 3/4	20 3/4	16 1/2	9 1/2	8 1/2
CUBES:	90.2	90.2	120.3	120.3	44.22	44.22
FABRIC GRADE I / COM	8909	7329	9239	7759	3529	3299
FABRIC GRADE II	9409	7659	9739	8089	3699	3469
FABRIC GRADE III / COL	9899	7989	10229	8419	3859	3629
FABRIC GRADE IV	10399	8319	10729	8749	4029	3799
FABRIC GRADE V	10889	8649	11219	9079	4189	3959
FABRIC GRADE VI	11389	8979	11719	9409	4359	4129
MARRIED COVER			MARRIED COVER AVAILABLE. PRICING GRID ON PG 80 - 81			SENSIBLE SEATING AVAILABLE PRICING GRID ON PG 82
LEATHER - GRADE 1	11389	10559	11719	10929	4919	4289
LEATHER - GRADE 2	11879	10889	12209	11259	5079	4459
LEATHER - GRADE 3	12869	11549	13199	11919	5409	4789
LEATHER - GRADE 4	13859	12209	14189	12579	5739	5119
LEATHER - NOVELTY	13369	12049	13699	12409	5909	5279
LEATHER - NOVELTY PREMIUM	13859	12539	14189	12909	6399	5779

ITEM NUMBER:	3020	3032	3033	3076	3079	3080
DESCRIPTION:	HUSS 3-WAY LOUNGER	ANI RECLINER	KIPTON RECLINER	HENLEY 3-WAY LOUNGER	REDDISH RECLINER	CHARLOTTE RECLINER
PROGRAM:						
STANDARD FINISH:	MH-MAHOGANY	MH-MAHOGANY	MH-MAHOGANY	MH-MAHOGANY	MH-MAHOGANY	MH-MAHOGANY
SEE PG 3 FOR A COMPLETE LIST OF AVAIL FINISHES	OPTIONAL FINISHES AVAIL AT NO UPCHARGE	OPTIONAL FINISHES AVAIL AT NO UPCHARGE	OPTIONAL FINISHES AVAIL AT NO UPCHARGE	OPTIONAL FINISHES AVAIL AT NO UPCHARGE	OPTIONAL FINISHES AVAIL AT NO UPCHARGE	OPTIONAL FINISHES AVAIL AT NO UPCHARGE
STANDARD CUSHION:	HR FOAM	SPRING DOWN	SPRING DOWN	HR FOAM	SPRING DOWN	SPRING DOWN
ADDITIONAL CUSHION OPTIONS:	EXTRA FIRM - \$75	EXTRA FIRM - \$75	EXTRA FIRM - \$75	EXTRA FIRM - \$75	EXTRA FIRM - \$75	EXTRA FIRM - \$75
PILLOW TYPE:	SEMI-ATTACHED	SEMI-ATTACHED	BUSTLE BACK	SEMI-ATTACHED	SEMI-ATTACHED	SEMI-ATTACHED
SPECIAL PROGRAM OPTIONS:	N/A	N/A	N/A	N/A	Choice of Turned or Tapered Leg	N/A
STANDARD RELEASE:	PUSHBACK	PUSHBACK	PUSHBACK	PUSHBACK	PUSHBACK	PUSHBACK
POWER RECLINE OPTIONS:	PB - POWER BUTTON - \$300; BB - POWER BUTTON WITH BATTERY PACK - \$600	PB - POWER BUTTON - \$300; BB - POWER BUTTON WITH BATTERY PACK - \$600	PB - POWER BUTTON - \$300; BB - POWER BUTTON WITH BATTERY PACK - \$600	PB - POWER BUTTON - \$300; BB - POWER BUTTON WITH BATTERY PACK - \$600	PB - POWER BUTTON - \$300; BB - POWER BUTTON WITH BATTERY PACK - \$600	PB - POWER BUTTON - \$300; BB - POWER BUTTON WITH BATTERY PACK - \$600
POWER UPCHARGES INCLUDE ALL MOTORIZED SEATS PER SKU						
STANDARD NAIL:	NATURAL #9	N/A	N/A	NATURAL #9	NATURAL #9	N/A
NO NAIL OPTION:	N/A	STANDARD	STANDARD	AVAILABLE	AVAILABLE	STANDARD
OVERALL DIMENSIONS:	W 36" D 39" H 42"	W 29" D 38" H 41 1/2"	W 30 1/2" D 39" H 42 1/2"	W 30" D 40 1/2" H 41"	W 34" D 41" H 43"	W 28" D 38 1/2" H 40"
WEDGEWALL SPACE:						
SEAT HEIGHT:	20.5	20.5	21	20.5	20.5	20.5
SEAT DEPTH:	21.5	21	20.5	21	20.5	21
SEAT WIDTH:	21	21	21.5	20.5	20	19.5
ARM HEIGHT:	25	25	25	25.5	25.5	24.5
SEAT TO BACK HEIGHT:	21.5	21	21.5	20.5	22.5	19.5
DIST FRM WALL TO RECLNE:	16	15.5	16	16	17.5	14.5
CHAIR IN FULL RECLINE:	67	65	67	68	69.5	64.5
WEIGHT:	103	137	146	103	146	147
54 " PLAIN COM YDG.	8 1/4	7 1/2	7 3/4	8	7 3/4	6 1/2
CUBES:	44.22	44.22	44.22	44.22	44.22	44.22
FABRIC GRADE I / COM	3139	3469	3469	3299	3469	3139
FABRIC GRADE II	3299	3629	3629	3469	3629	3299
FABRIC GRADE III / COL	3469	3799	3799	3629	3799	3469
FABRIC GRADE IV	3629	3959	3959	3799	3959	3629
FABRIC GRADE V	3799	4129	4129	3959	4129	3799
FABRIC GRADE VI	3959	4289	4289	4129	4289	3959
MARRIED COVER		SENSIBLE SEATING AVAILABLE PRICING GRID ON PG 82	MARRIED COVER AVAILABLE. PRICING GRID ON PG 80 - 81		MARRIED COVER AVAILABLE. PRICING GRID ON PG 80 - 81	SENSIBLE SEATING AVAILABLE PRICING GRID ON PG 82
LEATHER - GRADE 1	4129	4129	4459	4289	4289	3469
LEATHER - GRADE 2	4289	4289	4619	4459	4459	3629
LEATHER - GRADE 3	4619	4619	4949	4789	4789	3959
LEATHER - GRADE 4	4949	4949	5279	5119	5119	4289
LEATHER - NOVELTY	5119	5119	5449	5279	5279	4459
LEATHER - NOVELTY PREMIUM	5609	5609	5939	5779	5779	4949

ITEM NUMBER:	3084	3156	3216	3220/3221/3223/ 3229	3307	3318
DESCRIPTION:	KARA RECLINER	THOMAS 3-WAY LOUNGER WITH POWER HEADREST	MAYES 3-WAY LOUNGER	WARNER/STERLING/ HANLEY/RANDLEMAN 3-WAY LOUNGER	GABRIEL RECLINER	CHRISTOPHER RECLINER
PROGRAM:		BYX (SEE PG 83 - 85)		SECT SEAT BY DESN		BYX (SEE PG 83 - 85)
STANDARD FINISH:	MH-MAHOGANY	MH-MAHOGANY	MH-MAHOGANY	MH-MAHOGANY	MH-MAHOGANY	MH-MAHOGANY
SEE PG 3 FOR A COMPLETE LIST OF AVAIL FINISHES	OPTIONAL FINISHES AVAIL AT NO UPCHARGE	OPTIONAL FINISHES AVAIL AT NO UPCHARGE	OPTIONAL FINISHES AVAIL AT NO UPCHARGE	OPTIONAL FINISHES AVAIL AT NO UPCHARGE	OPTIONAL FINISHES AVAIL AT NO UPCHARGE	OPTIONAL FINISHES AVAIL AT NO UPCHARGE
STANDARD CUSHION: ADDITIONAL CUSHION OPTIONS:	SPRING DOWN EXTRA FIRM - \$75	SPRING DOWN EXTRA FIRM - \$75	SPRING DOWN EXTRA FIRM - \$75	SPRING DOWN EXTRA FIRM - \$75	SPRING DOWN EXTRA FIRM - \$75	SPRING DOWN EXTRA FIRM - \$75
PILLOW TYPE:	SEMI-ATTACHED	BUSTLE BACK	SEMI-ATTACHED	SEMI-ATTACHED	BUSTLE BACK	SEMI-ATTACHED
SPECIAL PROGRAM OPTIONS:	N/A	N/A	N/A	Choice of Turned or Tapered Leg; Choice of Welt or Double-Needle seam treatment	N/A	N/A
STANDARD RELEASE:	PUSHBACK	STANDARD WITH POWER BUTTON	PUSHBACK	PUSHBACK	PUSHBACK	PUSHBACK
POWER RECLINE OPTIONS:		PB: STANDARD				
POWER UPCHARGES INCLUDE ALL MOTORIZED SEATS PER SKU	PB - POWER BUTTON - \$300; BB - POWER BUTTON WITH BATTERY PACK - \$600	BB: POWER BUTTON WITH BATTERY PACK - \$300 LUMBAR OPT - \$150	PB - POWER BUTTON - \$300; BB - POWER BUTTON WITH BATTERY PACK - \$600	PB - POWER BUTTON - \$300; BB - POWER BUTTON WITH BATTERY PACK - \$600	PB - POWER BUTTON - \$300; BB - POWER BUTTON WITH BATTERY PACK - \$600	PB - POWER BUTTON - \$300; BB - POWER BUTTON WITH BATTERY PACK - \$600
STANDARD NAIL:	N/A	N/A	NATURAL #9	NATURAL #9	NATURAL #9	NATURAL #9
NO NAIL OPTION:	STANDARD	STANDARD	N/A	AVAILABLE	AVAILABLE	AVAILABLE
OVERALL DIMENSIONS:	W 32" D 38 1/2" H 41 1/2"	W 30" D 38 1/2" H 42"	W 30 1/2" D 39" H 42"	W 36" D 39" H 40 1/2"	W 30" D 39 1/2" H 41 1/2"	W 30" D 39 1/2" H 41"
WEDGEWALL SPACE:						
SEAT HEIGHT:	20.5	20.5	19	20.5	20.5	21
SEAT DEPTH:	20.5	20.5	20.5	20.5	21	21
SEAT WIDTH:	20.5	21	20.5	21	22	22
ARM HEIGHT:	25.5	25	25.5	24.5	25.5	24.5
SEAT TO BACK HEIGHT:	21	21.5	23.5	22	21	20
DIST FRM WALL TO RECLNE:	15	16	16.5	15.5	16	15.5
CHAIR IN FULL RECLINE:	66	67	66	66	67.5	67
WEIGHT:	137	146	117	134	126	121
54 " PLAIN COM YDG.	6 3/4	7 3/4	8 3/4	8	7 1/4	
CUBES:	44.22	44.22	44.22	44.2	44.22	44.22
FABRIC GRADE I / COM	3139	3959	3429	3569	3469	3139
FABRIC GRADE II	3299	4129	3599	3729	3629	3299
FABRIC GRADE III / COL	3469	4289	3759	3899	3799	3469
FABRIC GRADE IV	3629	4459	3929	4059	3959	3629
FABRIC GRADE V	3799	4619	4089	4229	4129	3799
FABRIC GRADE VI	3959	4789	4259	4389	4289	3959
MARRIED COVER	SENSIBLE SEATING AVAILABLE PRICING GRID ON PG 82	MARRIED COVER AVAILABLE. PRICING GRID ON PG 80 - 81			MARRIED COVER AVAILABLE. PRICING GRID ON PG 80 - 81	MARRIED COVER AVAILABLE. PRICING GRID ON PG 80 - 81
LEATHER - GRADE 1	3859	4949	4589	4589	4289	3959
LEATHER - GRADE 2	4029	5119	4749	4749	4459	4129
LEATHER - GRADE 3	4359	5449	5079	5079	4789	4459
LEATHER - GRADE 4	4689	5779	5409	5409	5119	4789
LEATHER - NOVELTY	4849	5939	5579	5579	5279	4949
LEATHER - NOVELTY PREMIUM	5349	6439	6069	6069	5779	5449

ITEM NUMBER:	3322 ROSWELL	3328 LIAM	3410 LANCASTER	3478 BARKER	3547 TIMBER	3600 ZION
DESCRIPTION:	3-WAY LOUNGER	RECLINER	3-WAY LOUNGER	RECLINER	3-WAY LOUNGER	RECLINER
PROGRAM:			BYX (SEE PG 83 - 85)			
STANDARD FINISH:	MH-MAHOGANY	MH-MAHOGANY	MH-MAHOGANY	MH-MAHOGANY	MH-MAHOGANY	MH-MAHOGANY
SEE PG 3 FOR A COMPLETE LIST OF AVAIL FINISHES	OPTIONAL FINISHES AVAIL AT NO UPCHARGE	OPTIONAL FINISHES AVAIL AT NO UPCHARGE	OPTIONAL FINISHES AVAIL AT NO UPCHARGE	OPTIONAL FINISHES AVAIL AT NO UPCHARGE	OPTIONAL FINISHES AVAIL AT NO UPCHARGE	OPTIONAL FINISHES AVAIL AT NO UPCHARGE
STANDARD CUSHION:	HR FOAM	SPRING DOWN	SPRING DOWN	SPRING DOWN	SPRING DOWN	SPRING DOWN
ADDITIONAL CUSHION OPTIONS:	EXTRA FIRM - \$75	EXTRA FIRM - \$75	EXTRA FIRM - \$75	EXTRA FIRM - \$75	EXTRA FIRM - \$75	EXTRA FIRM - \$75
PILLOW TYPE:	BUSTLE BACK	SEMI-ATTACHED	BUSTLE BACK	SEMI-ATTACHED	SEMI-ATTACHED	SEMI-ATTACHED
SPECIAL PROGRAM OPTIONS:	N/A	N/A	N/A	N/A	N/A	N/A
STANDARD RELEASE:	PUSHBACK	PUSHBACK	PUSHBACK	PUSHBACK	PUSHBACK	PUSHBACK
POWER RECLINE OPTIONS:	PB - POWER BUTTON - \$300; BB - POWER BUTTON WITH BATTERY PACK - \$600	PB - POWER BUTTON - \$300; BB - POWER BUTTON WITH BATTERY PACK - \$600	PB - POWER BUTTON - \$300; BB - POWER BUTTON WITH BATTERY PACK - \$600	PB - POWER BUTTON - \$300; BB - POWER BUTTON WITH BATTERY PACK - \$600	PB - POWER BUTTON - \$300; BB - POWER BUTTON WITH BATTERY PACK - \$600	PB - POWER BUTTON - \$300; BB - POWER BUTTON WITH BATTERY PACK - \$600
POWER UPCHARGES INCLUDE ALL MOTORIZED SEATS PER SKU						
STANDARD NAIL:	N/A	N/A	NATURAL #9	N/A	N/A	N/A
NO NAIL OPTION:	STANDARD	STANDARD	AVAILABLE	STANDARD	STANDARD	STANDARD
OVERALL DIMENSIONS:	W 34" D 40" H 42"	W 30" D 40" H 43"	W 32" D 40" H 42"	W 31 1/2" D 42" H 44"	W 30 D 38 H 41.5	W 34 1/2" D 38 1/2" H 42 1/2"
WEDGEWALL SPACE:						
SEAT HEIGHT:	20.5	21	20.5	20.5	20.5	21
SEAT DEPTH:	22	20.5	20	22.5	19	20.5
SEAT WIDTH:	21	21	21.5	23	21	22
ARM HEIGHT:	26.75	25.5	24.5	25	24.5	26
SEAT TO BACK HEIGHT:	21.5	22	21.5	23.5	21	21.5
DIST FRM WALL TO RECLNE:	16.5	16.5	16.5	17	14	15.5
CHAIR IN FULL RECLINE:	67.5	68	67.5	70.5	64.5	67.5
WEIGHT:	117	121	114	121	137	146
54 " PLAIN COM YDG.	7 1/4	7 1/2	7 3/4	7 1/4	7 1/2	7 3/4
CUBES:	44.22	44.22	44.22	44.22	44.22	52.02
FABRIC GRADE I / COM	3299	3139	2969	2969	3139	2969
FABRIC GRADE II	3469	3299	3139	3139	3299	3139
FABRIC GRADE III / COL	3629	3469	3299	3299	3469	3299
FABRIC GRADE IV	3799	3629	3469	3469	3629	3469
FABRIC GRADE V	3959	3799	3629	3629	3799	3629
FABRIC GRADE VI	4129	3959	3799	3799	3959	3799
MARRIED COVER	MARRIED COVER AVAILABLE. PRICING GRID ON PG 80 - 81		MARRIED COVER AVAILABLE. PRICING GRID ON PG 80 - 81		SENSIBLE SEATING AVAILABLE PRICING GRID ON PG 82	
LEATHER - GRADE 1	4289	4159	4129	3799	4229	4419
LEATHER - GRADE 2	4459	4329	4289	3959	4389	4589
LEATHER - GRADE 3	4789	4659	4619	4289	4719	4919
LEATHER - GRADE 4	5119	4989	4949	4619	5049	5249
LEATHER - NOVELTY	5279	5149	5119	4789	5219	5409
LEATHER - NOVELTY PREMIUM	5779	5649	5609	5279	5709	5909

ITEM NUMBER:	3624 EMYRSEN	3626 TATUM	3632 EVERETT	3640 RELAXAN	3641 RESTIN	3642 HALCYON
DESCRIPTION:	3-WAY LOUNGER	3-WAY LOUNGER	3-WAY LOUNGER	3-WAY LOUNGER	3-WAY LOUNGER	3-WAY LOUNGER
PROGRAM:						
STANDARD FINISH:	MH-MAHOGANY	MH-MAHOGANY	MH-MAHOGANY	MH-MAHOGANY	MH-MAHOGANY	MH-MAHOGANY
SEE PG 3 FOR A COMPLETE LIST OF AVAIL FINISHES	OPTIONAL FINISHES AVAIL AT NO UPCHARGE	OPTIONAL FINISHES AVAIL AT NO UPCHARGE	OPTIONAL FINISHES AVAIL AT NO UPCHARGE	OPTIONAL FINISHES AVAIL AT NO UPCHARGE	OPTIONAL FINISHES AVAIL AT NO UPCHARGE	OPTIONAL FINISHES AVAIL AT NO UPCHARGE
STANDARD CUSHION:	SPRING DOWN	SPRING DOWN	SPRING DOWN	SPRING DOWN	SPRING DOWN	SPRING DOWN
ADDITIONAL CUSHION OPTIONS:	EXTRA FIRM - \$75	EXTRA FIRM - \$75	EXTRA FIRM - \$75	EXTRA FIRM - \$75	EXTRA FIRM - \$75	EXTRA FIRM - \$75
PILLOW TYPE:	SEMI-ATTACHED	SEMI-ATTACHED	BUSTLE BACK	TIGHT BACK	SEMI-ATTACHED	SEMI-ATTACHED
SPECIAL PROGRAM OPTIONS:	N/A	N/A	N/A	N/A	N/A	N/A
STANDARD RELEASE:	PUSHBACK	PUSHBACK	PUSHBACK	PUSHBACK	PUSHBACK	PUSHBACK
POWER RECLINE OPTIONS:	PB - POWER BUTTON - \$300; BB - POWER BUTTON WITH BATTERY PACK - \$600	PB - POWER BUTTON - \$300; BB - POWER BUTTON WITH BATTERY PACK - \$600	PB - POWER BUTTON - \$300; BB - POWER BUTTON WITH BATTERY PACK - \$600	PB - POWER BUTTON - \$300; BB - POWER BUTTON WITH BATTERY PACK - \$600	PB - POWER BUTTON - \$300; BB - POWER BUTTON WITH BATTERY PACK - \$600	PB - POWER BUTTON - \$300; BB - POWER BUTTON WITH BATTERY PACK - \$600
POWER UPCHARGES INCLUDE ALL MOTORIZED SEATS PER SKU						
STANDARD NAIL:	N/A	#9 NATURAL	N/A	N/A	N/A	N/A
NO NAIL OPTION:	STANDARD	AVAILABLE	STANDARD	STANDARD	STANDARD	STANDARD
OVERALL DIMENSIONS:	W 33" D 39" H 41 1/2"	W 32 1/2" D 39" H 42 1/2"	W 36" D 42" H 44"	W 29 1/2" D 39" H 42"	W 31 1/2" D 39" H 43"	W 29" D 40" H 42"
WEDGEWALL SPACE:						
SEAT HEIGHT:	20.5	20.5	21	21	20.5	21
SEAT DEPTH:	21.5	21	23	22	21.5	22
SEAT WIDTH:	23	22	23	21.5	21	22
ARM HEIGHT:	26	25	26	25.5	25.5	25
SEAT TO BACK HEIGHT:	21	22	23	21	22.5	21
DIST FRM WALL TO RECLNE:	15	15.5	16.5	17	16.5	16
CHAIR IN FULL RECLINE:	66.5	66	69.5	67.5	67	67
WEIGHT:	137	141	146	131	136	147
54 " PLAIN COM YDG.	7 3/4	7 3/4	8 1/2	6 3/4	7	7 3/4
CUBES:	44.22	44.22	44.22	44.22	44.22	44.22
FABRIC GRADE I / COM	3139	2969	3299	2809	3139	3299
FABRIC GRADE II	3299	3139	3469	2969	3299	3469
FABRIC GRADE III / COL	3469	3299	3629	3139	3469	3629
FABRIC GRADE IV	3629	3469	3799	3299	3629	3799
FABRIC GRADE V	3799	3629	3959	3469	3799	3959
FABRIC GRADE VI	3959	3799	4129	3629	3959	4129
MARRIED COVER	SENSIBLE SEATING AVAILABLE PRICING GRID ON PG 82	SENSIBLE SEATING AVAILABLE PRICING GRID ON PG 82	SENSIBLE SEATING AVAILABLE PRICING GRID ON PG 82	SENSIBLE SEATING AVAILABLE PRICING GRID ON PG 82	SENSIBLE SEATING AVAILABLE PRICING GRID ON PG 82	SENSIBLE SEATING AVAILABLE PRICING GRID ON PG 82
LEATHER - GRADE 1	3959	3959	4289	3629	3959	4129
LEATHER - GRADE 2	4129	4129	4459	3799	4129	4289
LEATHER - GRADE 3	4459	4459	4789	4129	4459	4619
LEATHER - GRADE 4	4789	4789	5119	4459	4789	4949
LEATHER - NOVELTY	4949	4949	5279	4619	4949	5119
LEATHER - NOVELTY PREMIUM	5449	5449	5779	5119	5449	5609

ITEM NUMBER:	3732	3740	3770/3771/ 3772/3773/3774	4003	4009	4020
DESCRIPTION:	LENNON RECLINER	ISABELLA RECLINER	MADISON/MELVILLE/ MARLEIGH/MANNIN G/MALLORY RECLINER	BRODERICK 3-WAY LOUNGER	SCHAUMBURG HIGH LEG LOUNGER	HUGHES RECLINER
PROGRAM:			PLAZA MIDWOOD			
STANDARD FINISH:	MH-MAHOGANY	MH-MAHOGANY	MH-MAHOGANY	MH-MAHOGANY	MH-MAHOGANY	MH-MAHOGANY
SEE PG 3 FOR A COMPLETE LIST OF AVAIL FINISHES	OPTIONAL FINISHES AVAIL AT NO UPCHARGE	OPTIONAL FINISHES AVAIL AT NO UPCHARGE	OPTIONAL FINISHES AVAIL AT NO UPCHARGE	OPTIONAL FINISHES AVAIL AT NO UPCHARGE	OPTIONAL FINISHES AVAIL AT NO UPCHARGE	OPTIONAL FINISHES AVAIL AT NO UPCHARGE
STANDARD CUSHION: ADDITIONAL CUSHION OPTIONS:	SPRING DOWN EXTRA FIRM - \$75	SPRING DOWN EXTRA FIRM - \$75	SPRING DOWN EXTRA FIRM - \$75	HR FOAM EXTRA FIRM - \$75	HR FOAM EXTRA FIRM - \$75	SPRING DOWN EXTRA FIRM - \$75
PILLOW TYPE:	SEMI-ATTACHED	SEMI-ATTACHED	SEMI-ATTACHED	SEMI-ATTACHED	SEMI-ATTACHED	BUSTLE BACK
SPECIAL PROGRAM OPTIONS:	N/A	N/A	STD LEG - TAPERED OPT LEG - CONE	N/A	N/A	N/A
STANDARD RELEASE:	PUSHBACK	PUSHBACK	PUSHBACK	PUSHBACK	PUSHBACK	PUSHBACK
POWER RECLINE OPTIONS: POWER UPCHARGES INCLUDE ALL MOTORIZED SEATS PER SKU	PB - POWER BUTTON - \$300; BB - POWER BUTTON WITH BATTERY PACK - \$600	PB - POWER BUTTON - \$300; BB - POWER BUTTON WITH BATTERY PACK - \$600	PB - POWER BUTTON - \$300; BB - POWER BUTTON WITH BATTERY PACK - \$600	PB - POWER BUTTON - \$300; BB - POWER BUTTON WITH BATTERY PACK - \$600	PB - POWER BUTTON - \$300; BB - POWER BUTTON WITH BATTERY PACK - \$600	PB - POWER BUTTON - \$300; BB - POWER BUTTON WITH BATTERY PACK - \$600
STANDARD NAIL:	NATURAL #9	NATURAL #9	3770/3771/3772 - N/A 3773/3774 - NAT #9	NATURAL #9	N/A	NATURAL #9
NO NAIL OPTION:	N/A	AVAILABLE	3770/3771/3772 - STD 3773/3774 - AVAIL	AVAILABLE	STANDARD	AVAILABLE
OVERALL DIMENSIONS:	W 34 1/2" D 39" H 41"	W 29 1/2" D 40" H 42"	SEE SCHEMATIC ON PAGES 86 - 88 FOR DIMENSIONS PER STYLE	W 33" D 39 1/2" H 41 1/2"	W 29" D 39 1/2" H 40 1/2"	W 37 1/2" D 42" H 45"
WEDGEWALL SPACE:						
SEAT HEIGHT:	20.5	20.5	21.5	21	21	21
SEAT DEPTH:	21	22	20	21	20	23
SEAT WIDTH:	22	21.5	20.5	20.5	21	23
ARM HEIGHT:	25	26.5	25	25	26	25.5
SEAT TO BACK HEIGHT:	20.5	21.5	20	20.5	19.5	24
DIST FRM WALL TO RECLNE:	16.5	16.5	16.5	15.5	16	18
CHAIR IN FULL RECLINE:	67	67.5	67	67	66	71.5
WEIGHT:	121	126	121	121	103	136
54 " PLAIN COM YDG.	7 1/2	8	7 3/4	8	7 1/2	8 1/2
CUBES:	44.22	44.22	44.22	44.22	44.22	44.22
FABRIC GRADE I / COM	3139	3199	3299	3269	3139	3469
FABRIC GRADE II	3299	3369	3469	3429	3299	3629
FABRIC GRADE III / COL	3469	3529	3629	3599	3469	3799
FABRIC GRADE IV	3629	3699	3799	3759	3629	3959
FABRIC GRADE V	3799	3859	3959	3929	3799	4129
FABRIC GRADE VI	3959	4029	4129	4089	3959	4289
MARRIED COVER	MARRIED COVER AVAILABLE. PRICING GRID ON PG 80 - 81				SENSIBLE SEATING AVAILABLE PRICING GRID ON PG 82	SENSIBLE SEATING AVAILABLE PRICING GRID ON PG 82
LEATHER - GRADE 1	4129	4519	3959	4419	4289	4619
LEATHER - GRADE 2	4289	4689	4129	4589	4459	4789
LEATHER - GRADE 3	4619	5019	4459	4919	4789	5119
LEATHER - GRADE 4	4949	5349	4789	5249	5119	5449
LEATHER - NOVELTY	5119	5509	4949	5409	5279	5609
LEATHER - NOVELTY PREMIUM	5609	6009	5449	5909	5779	6109

ITEM NUMBER:	4040	4043	4068	4104	4114	4115
DESCRIPTION:	MILLER RECLINER	WALSH RECLINER	WILLAM RECLINER	ALTA HIGH LEG LOUNGER	CHIPPENDALE RECLINING WING CHAIR	MAXWELL BALL & CLAW RECLINING WING
PROGRAM:				BYX (SEE PG 83 - 85)	BYX (SEE PG 83 - 85)	
STANDARD FINISH:	MH-MAHOGANY	MH-MAHOGANY	MH-MAHOGANY	MH-MAHOGANY	MH-MAHOGANY	MH-MAHOGANY
SEE PG 3 FOR A COMPLETE LIST OF AVAIL FINISHES	OPTIONAL FINISHES AVAIL AT NO UPCHARGE	OPTIONAL FINISHES AVAIL AT NO UPCHARGE	OPTIONAL FINISHES AVAIL AT NO UPCHARGE	OPTIONAL FINISHES AVAIL AT NO UPCHARGE	OPTIONAL FINISHES AVAIL AT NO UPCHARGE	OPTIONAL FINISHES AVAIL AT NO UPCHARGE
STANDARD CUSHION: ADDITIONAL CUSHION OPTIONS:	SPRING DOWN EXTRA FIRM - \$75	SPRING DOWN EXTRA FIRM - \$75	SPRING DOWN EXTRA FIRM - \$75	PREMIER DOWN EXTRA FIRM - \$75	HR FOAM EXTRA FIRM - \$75	HR FOAM EXTRA FIRM - \$75
PILLOW TYPE:	BUSTLE BACK	BUSTLE BACK	BUSTLE BACK	SEMI-ATTACHED	SEMI-ATTACHED	SEMI-ATTACHED
SPECIAL PROGRAM OPTIONS:	N/A	N/A	N/A	N/A	N/A	N/A
STANDARD RELEASE:	PUSHBACK	PUSHBACK	PUSHBACK	PUSHBACK	PUSHBACK	PUSHBACK
POWER RECLINE OPTIONS: POWER UPCHARGES INCLUDE ALL MOTORIZED SEATS PER SKU	PB - POWER BUTTON - \$300; BB - POWER BUTTON WITH BATTERY PACK - \$600	PB - POWER BUTTON - \$300; BB - POWER BUTTON WITH BATTERY PACK - \$600	PB - POWER BUTTON - \$300; BB - POWER BUTTON WITH BATTERY PACK - \$600	PB - POWER BUTTON - \$300; BB - POWER BUTTON WITH BATTERY PACK - \$600	PB - POWER BUTTON - \$300; BB - POWER BUTTON WITH BATTERY PACK - \$600	PB - POWER BUTTON - \$300; BB - POWER BUTTON WITH BATTERY PACK - \$600
STANDARD NAIL:	NATURAL #9	N/A	NATURAL #9	NATURAL #9	FR NAT #9	FR NAT #9
NO NAIL OPTION:	AVAILABLE	STANDARD	AVAILABLE	AVAILABLE	AVAILABLE	AVAILABLE
OVERALL DIMENSIONS:	W 33 1/2" D 39 1/2" H 43"	W 34" D 43" H 45"	W 37" D 44" H 44 1/2"	W 36 1/2" D 40" H 46"	W 33" D 36 1/4" H 43"	W 33" D 36 1/4" H 43"
WEDGEWALL SPACE:						
SEAT HEIGHT:	21.5	21	21	22	21.5	21.5
SEAT DEPTH:	20.5	22.5	22	20	18	18
SEAT WIDTH:	20.5	22	23.5	22	22	22
ARM HEIGHT:	26.5	25	25.5	26	25.5	25.5
SEAT TO BACK HEIGHT:	21.5	24	23.5	24	22	22
DIST FRM WALL TO RECLNE:	16.5	18	16.5	18	18	18
CHAIR IN FULL RECLINE:	69.5	73	72	69	66.5	66.5
WEIGHT:	137	137	137	114	110	110
54 " PLAIN COM YDG.	8	8 1/4	9	8 3/4	8 1/2	8 1/2
CUBES:	44.22	44.22	44.22	44.22	44.22	44.22
FABRIC GRADE I / COM	3469	3629	3629	3469	3299	3369
FABRIC GRADE II	3629	3799	3799	3629	3469	3529
FABRIC GRADE III / COL	3799	3959	3959	3799	3629	3699
FABRIC GRADE IV	3959	4129	4129	3959	3799	3859
FABRIC GRADE V	4129	4289	4289	4129	3959	4029
FABRIC GRADE VI	4289	4459	4459	4289	4129	4189
MARRIED COVER	SENSIBLE SEATING AVAILABLE PRICING GRID ON PG 82			MARRIED COVER AVAILABLE PRICING GRID ON PG 80 - 81	MARRIED COVER AVAILABLE PRICING GRID ON PG 80 - 81	MARRIED COVER AVAILABLE PRICING GRID ON PG 80 - 81
LEATHER - GRADE 1	4659	4659	4989	4619	4129	4189
LEATHER - GRADE 2	4819	4819	5149	4789	4289	4359
LEATHER - GRADE 3	5149	5149	5479	5119	4619	4689
LEATHER - GRADE 4	5479	5479	5809	5449	4949	5019
LEATHER - NOVELTY	5649	5649	5979	5609	5119	5179
LEATHER - NOVELTY PREMIUM	6139	6139	6469	6109	5609	5679

ITEM NUMBER:	4128	4130-BY	4508-BY	4534	4866	5007
DESCRIPTION:	PRESIDENTIAL RECLINING WING CHAIR	PRESIDENTIAL RECLINING WING CHAIR	YORBA HIGH LEG LOUNGER	DAVIDSON RECLINER	RICHARDSON HIGH LEG LOUNGER	HASKINS 3-WAY LOUNGER
PROGRAM:					BYX (SEE PG 83 - 85)	
STANDARD FINISH:	MH-MAHOGANY	MH-MAHOGANY	MH-MAHOGANY	MH-MAHOGANY	MH-MAHOGANY	MH-MAHOGANY
SEE PG 3 FOR A COMPLETE LIST OF AVAIL FINISHES	OPTIONAL FINISHES AVAIL AT NO UPCHARGE	OPTIONAL FINISHES AVAIL AT NO UPCHARGE	OPTIONAL FINISHES AVAIL AT NO UPCHARGE	OPTIONAL FINISHES AVAIL AT NO UPCHARGE	OPTIONAL FINISHES AVAIL AT NO UPCHARGE	OPTIONAL FINISHES AVAIL AT NO UPCHARGE
STANDARD CUSHION: ADDITIONAL CUSHION OPTIONS:	PREMIER DOWN EXTRA FIRM - \$75	PREMIER DOWN EXTRA FIRM - \$75	SPRING DOWN EXTRA FIRM - \$75	SPRING DOWN EXTRA FIRM - \$75	SPRING DOWN EXTRA FIRM - \$75	HR FOAM EXTRA FIRM - \$75
PILLOW TYPE:	SEMI-ATTACHED	SEMI-ATTACHED	SEMI-ATTACHED	SEMI-ATTACHED	SEMI-ATTACHED	SEMI-ATTACHED
SPECIAL PROGRAM OPTIONS:	N/A	N/A	N/A	N/A	Choice of Turned or Tapered Leg	N/A
STANDARD RELEASE:	PUSHBACK	PUSHBACK	PUSHBACK	PUSHBACK	PUSHBACK	PUSHBACK
POWER RECLINE OPTIONS: POWER UPCHARGES INCLUDE ALL MOTORIZED SEATS PER SKU	PB - POWER BUTTON - \$300; BB - POWER BUTTON WITH BATTERY PACK - \$600	PB - POWER BUTTON - \$300; BB - POWER BUTTON WITH BATTERY PACK - \$600	PB - POWER BUTTON - \$300; BB - POWER BUTTON WITH BATTERY PACK - \$600	PB - POWER BUTTON - \$300; BB - POWER BUTTON WITH BATTERY PACK - \$600	PB - POWER BUTTON - \$300; BB - POWER BUTTON WITH BATTERY PACK - \$600	PB - POWER BUTTON - \$300; BB - POWER BUTTON WITH BATTERY PACK - \$600
STANDARD NAIL:	FR NAT #9	FR NAT #9	N/A	NATURAL #9	NATURAL #9	N/A
NO NAIL OPTION:	AVAILABLE	AVAILABLE	STANDARD	AVAILABLE	AVAILABLE	STANDARD
OVERALL DIMENSIONS:	W 33" D 36 1/4" H 43"	W 33" D 36 1/4" H 43"	W 29 1/2" D 39 1/2" H 41"	W 30 1/2" D 39" H 42 1/2"	W 36 1/2" D 41" H 43"	W 33 1/2" D 39" H 41"
WEDGEWALL SPACE: SEAT HEIGHT: SEAT DEPTH: SEAT WIDTH: ARM HEIGHT: SEAT TO BACK HEIGHT: DIST FRM WALL TO RECLNE: CHAIR IN FULL RECLINE: WEIGHT: 54 " PLAIN COM YDG.	21.5 18 22 25.5 22 18 66.5 116 8 1/2	21.5 18 22 25.5 22 18 66.5 108 8 1/2	21.5 20 20 25 19.5 15.5 67 117 8 1/2	20.5 20.5 21 25 22 16.5 69 131 7 1/2	21 20.5 21 27.5 20 15 68.5 124 9	20 21 19.5 25.5 21 16 66 127 7 1/2
CUBES:	44.22	44.22	44.22	44.22	44.22	44.22
FABRIC GRADE I / COM	3829	3929	3139	2869	3299	2909
FABRIC GRADE II	3999	4089	3299	3039	3469	3069
FABRIC GRADE III / COL	4159	4259	3469	3199	3629	3239
FABRIC GRADE IV	4329	4419	3629	3369	3799	3399
FABRIC GRADE V	4489	4589	3799	3529	3959	3569
FABRIC GRADE VI	4659	4749	3959	3699	4129	3729
MARRIED COVER	MARRIED COVER AVAILABLE. PRICING GRID ON PG 80 - 81	MARRIED COVER AVAILABLE. PRICING GRID ON PG 80 - 81	SENSIBLE SEATING AVAILABLE PRICING GRID ON PG 82		MARRIED COVER AVAILABLE. PRICING GRID ON PG 80 - 81	
LEATHER - GRADE 1	5079	5149	3959	4189	4129	3859
LEATHER - GRADE 2	5249	5319	4129	4359	4289	4029
LEATHER - GRADE 3	5579	5649	4459	4689	4619	4359
LEATHER - GRADE 4	5909	5979	4789	5019	4949	4689
LEATHER - NOVELTY	6069	6139	4949	5179	5119	4849
LEATHER - NOVELTY PREMIUM	6569	6639	5449	5679	5609	5349

ITEM NUMBER:	6450ZG	6450ZG-PH	6451ZG	6451ZG-PH	6452ZG	6452ZG-PH
DESCRIPTION:	SKY ZERO GRAVITY RECLINER	SKY ZERO GRAVITY RECLINER W/ POWER HEADREST	CLOUD ZERO GRAVITY RECLINER	CLOUD ZERO GRAVITY RECLINER W/ POWER HEADREST	CELESTIAL ZERO GRAVITY RECLINER	CELESTIAL ZERO GRAVITY RECLINER W/ POWER HEADREST
PROGRAM:						
STANDARD FINISH:	N/A	N/A	N/A	N/A	N/A	N/A
SEE PG 3 FOR A COMPLETE LIST OF AVAIL FINISHES	N/A	N/A	N/A	N/A	N/A	N/A
STANDARD CUSHION: ADDITIONAL CUSHION OPTIONS:	SPRING DOWN EXTRA FIRM - \$75	SPRING DOWN EXTRA FIRM - \$75	SPRING DOWN EXTRA FIRM - \$75	SPRING DOWN EXTRA FIRM - \$75	SPRING DOWN EXTRA FIRM - \$75	SPRING DOWN EXTRA FIRM - \$75
PILLOW TYPE:	SEMI-ATTACHED	SEMI-ATTACHED	SEMI-ATTACHED	SEMI-ATTACHED	SEMI-ATTACHED	SEMI-ATTACHED
SPECIAL PROGRAM OPTIONS:	N/A	N/A	N/A	N/A	N/A	N/A
STANDARD RELEASE:	STANDARD WITH POWER BUTTON	STANDARD WITH POWER BUTTON	STANDARD WITH POWER BUTTON	STANDARD WITH POWER BUTTON	STANDARD WITH POWER BUTTON	STANDARD WITH POWER BUTTON
POWER RECLINE OPTIONS:	PB: STANDARD	PB: STANDARD	PB: STANDARD	PB: STANDARD	PB: STANDARD	PB: STANDARD
POWER UPCHARGES INCLUDE ALL MOTORIZED SEATS PER SKU	BB: POWER BUTTON WITH BATTERY PACK - \$100	BB: POWER BUTTON WITH BATTERY PACK - \$100	BB: POWER BUTTON WITH BATTERY PACK - \$100	BB: POWER BUTTON WITH BATTERY PACK - \$100	BB: POWER BUTTON WITH BATTERY PACK - \$100	BB: POWER BUTTON WITH BATTERY PACK - \$100
STANDARD NAIL:	N/A	N/A	N/A	N/A	N/A	N/A
NO NAIL OPTION:	STANDARD	STANDARD	STANDARD	STANDARD	STANDARD	STANDARD
OVERALL DIMENSIONS:	W 32 1/2" D 37 1/2" H 41 1/2"	W 32 1/2" D 37 1/2" H 41 1/2"	W 32" D 37 1/2" H 41 1/2"	W 32" D 37 1/2" H 41 1/2"	W 31 1/2" D 37 1/2" H 41 1/2"	W 31 1/2" D 37 1/2" H 41 1/2"
WEDGEWALL SPACE:						
SEAT HEIGHT:	20.5	20.5	20.5	20.5	20.5	20.5
SEAT DEPTH:	21	21	21	21	21	21
SEAT WIDTH:	24.5	24.5	23	23	23	23
ARM HEIGHT:	24	24	24	24	24	24
SEAT TO BACK HEIGHT:	21	21	21	21	21	21
DIST FRM WALL TO RECLNE:	6.5	6.5	6.5	6.5	6.5	6.5
CHAIR IN FULL RECLINE:	66	66	66	66	66	66
WEIGHT:	141	151	147	151	141	151
54 " PLAIN COM YDG.	7 1/2	8	7 1/4	7 3/4	7	7 1/2
CUBES:	44.22	44.22	44.22	44.22	44.22	44.22
FABRIC GRADE I / COM	3469	4129	3469	4129	3469	4129
FABRIC GRADE II	3629	4289	3629	4289	3629	4289
FABRIC GRADE III / COL	3799	4459	3799	4459	3799	4459
FABRIC GRADE IV	3959	4619	3959	4619	3959	4619
FABRIC GRADE V	4129	4789	4129	4789	4129	4789
FABRIC GRADE VI	4289	4949	4289	4949	4289	4949
MARRIED COVER						
LEATHER - GRADE 1	4289	4949	4289	4949	4289	4949
LEATHER - GRADE 2	4459	5119	4459	5119	4459	5119
LEATHER - GRADE 3	4789	5319	4789	5319	4789	5319
LEATHER - GRADE 4	5119	5779	5119	5779	5119	5779
LEATHER - NOVELTY	5279	5939	5279	5939	5279	5939
LEATHER - NOVELTY PREMIUM	5779	6439	5779	6439	5779	6439

ITEM NUMBER:	6453ZG	6453ZG-PH	7003	7004	7026	7032
DESCRIPTION:	ATMOSPHERE ZERO GRAVITY RECLINER	ATMOSPHERE ZERO GRAVITY RECLINER W/ POWER HEADREST	ABBOTT WALL-HUGGER RECLINER	HANNAH WALL-HUGGER RECLINER	ATTICUS WALL-HUGGER RECLINER	ANI WALL-HUGGER RECLINER
PROGRAM:						
STANDARD FINISH:	N/A	N/A	N/A	N/A	N/A	N/A
SEE PG 3 FOR A COMPLETE LIST OF AVAIL FINISHES	N/A	N/A	N/A	N/A	N/A	N/A
STANDARD CUSHION: ADDITIONAL CUSHION OPTIONS:	SPRING DOWN EXTRA FIRM - \$75	SPRING DOWN EXTRA FIRM - \$75	SPRING DOWN EXTRA FIRM - \$75	SPRING DOWN EXTRA FIRM - \$75	SPRING DOWN EXTRA FIRM - \$75	SPRING DOWN EXTRA FIRM - \$75
PILLOW TYPE:	SEMI-ATTACHED	SEMI-ATTACHED	TIGHT BUSTLE BACK	SEMI-ATTACHED	BUSTLE BACK	SEMI-ATTACHED
SPECIAL PROGRAM OPTIONS:	N/A	N/A	UPCHARGE TO SWIVEL GLIDER - \$150	UPCHARGE TO SWIVEL GLIDER - \$150	UPCHARGE TO SWIVEL GLIDER - \$150	UPCHARGE TO SWIVEL GLIDER - \$150
STANDARD RELEASE:	STANDARD WITH POWER BUTTON	STANDARD WITH POWER BUTTON	O-OUTSIDE I-INSIDE HANDLE	O-OUTSIDE I-INSIDE HANDLE	O-OUTSIDE I-INSIDE	O - OUTSIDE I - INSIDE HANDLE
POWER RECLINE OPTIONS:	PB: STANDARD	PB: STANDARD				
POWER UPCHARGES INCLUDE ALL MOTORIZED SEATS PER SKU	BB: POWER BUTTON WITH BATTERY PACK - \$300	BB: POWER BUTTON WITH BATTERY PACK - \$300	PB - POWER BUTTON - \$300; BB - POWER BUTTON WITH BATTERY PACK - \$600	PB - POWER BUTTON - \$300; BB - POWER BUTTON WITH BATTERY PACK - \$600	PB - POWER BUTTON - \$300; BB - POWER BUTTON WITH BATTERY PACK - \$600	PB - POWER BUTTON - \$300; BB - POWER BUTTON WITH BATTERY PACK - \$600
STANDARD NAIL:	NATURAL #9	NATURAL #9	N/A	N/A	N/A	N/A
NO NAIL OPTION:	AVAILABLE	AVAILABLE	STANDARD	STANDARD	STANDARD	STANDARD
OVERALL DIMENSIONS:	W 32" D 37 1/2" H 42"	W 32" D 38 1/2" H 42"	W 29 1/2" D 38" H 41 1/2"	W 28 1/2" D 39 1/2" H 42"	W 31" D 39" H 42"	W 29" D 38 1/2" H 41"
WEDGEWALL SPACE:						
SEAT HEIGHT:	20.5	20.5	21	21	21.5	20.5
SEAT DEPTH:	21	21	22	20.5	21	21
SEAT WIDTH:	22.5	22.5	20.5	20.5	21.5	21.5
ARM HEIGHT:	25.5	25.5	25.5	25.5	25	25
SEAT TO BACK HEIGHT:	21.5	21.5	20.5	21	20.5	20.5
DIST FRM WALL TO RECLNE:	6.5	6.5	4: SG: 13.5"	4: SG: 12.5"	4: SG: 12.5"	4: SG: 11.5"
CHAIR IN FULL RECLINE:	66	66	67.5	67	66.5	65.5
WEIGHT:	146	146	151	156	146	152
54 " PLAIN COM YDG.	7 1/2	8 1/4	7 1/4	7	7 3/4	7 3/4
CUBES:	44.22	44.22	44.22	44.22	44.22	44.22
FABRIC GRADE I / COM	3469	4129	3369	3199	3339	3339
FABRIC GRADE II	3629	4289	3529	3369	3499	3499
FABRIC GRADE III / COL	3799	4459	3699	3529	3669	3669
FABRIC GRADE IV	3959	4619	3859	3699	3829	3829
FABRIC GRADE V	4129	4789	4029	3859	3999	3999
FABRIC GRADE VI	4289	4949	4189	4029	4159	4159
MARRIED COVER						
LEATHER - GRADE 1	4289	4949	4359	4129	4589	4389
LEATHER - GRADE 2	4459	5119	4519	4289	4749	4559
LEATHER - GRADE 3	4789	5319	4849	4619	5079	4889
LEATHER - GRADE 4	5119	5779	5179	4949	5409	5219
LEATHER - NOVELTY	5279	5939	5349	5119	5579	5379
LEATHER - NOVELTY PREMIUM	5779	6439	5839	5609	6069	5879

ITEM NUMBER:	7076	7079	7084	7085	7101	7156
DESCRIPTION:	HENLEY WALL-HUGGER RECLINER	REDDISH RECLINER	KARA WALLHUGGER RECLINER	TRUITT WALL-HUGGER RECLINER	NORMAN WALL-HUGGER RECLINER WITH POWER HEADREST	THOMAS WALL-HUGGER RECLINER WITH POWER HEADREST
PROGRAM:						
STANDARD FINISH:	N/A	N/A	N/A	N/A	N/A	N/A
SEE PG 3 FOR A COMPLETE LIST OF AVAIL FINISHES	N/A	N/A	N/A	N/A	N/A	N/A
STANDARD CUSHION: ADDITIONAL CUSHION OPTIONS:	HR FOAM EXTRA FIRM - \$75	SPRING DOWN EXTRA FIRM - \$75	SPRING DOWN EXTRA FIRM - \$75	SPRING DOWN EXTRA FIRM - \$75	SPRING DOWN EXTRA FIRM - \$75	SPRING DOWN EXTRA FIRM - \$75
PILLOW TYPE:	SEMI ATTACHED	SEMI-ATTACHED	SEMI-ATTACHED	SEMI-ATTACHED	BUSTLE BACK	BUSTLE BACK
SPECIAL PROGRAM OPTIONS:	UPCHARGE TO SWIVEL GLIDER - \$150	UPCHARGE TO SWIVEL GLIDER - \$150	UPCHARGE TO SWIVEL GLIDER - \$150	UPCHARGE TO SWIVEL GLIDER - \$150	UPCHARGE TO SWIVEL GLIDER - \$150	UPCHARGE TO SWIVEL GLIDER - \$150
STANDARD RELEASE:	O-OUTSIDE I-INSIDE HANDLE	O-OUTSIDE I-INSIDE HANDLE	O-OUTSIDE I-INSIDE HANDLE	O-OUTSIDE I-INSIDE HANDLE	STANDARD WITH POWER BUTTON	STANDARD WITH POWER BUTTON
POWER RECLINE OPTIONS:	PB - POWER BUTTON - \$300; BB - POWER BUTTON WITH BATTERY PACK - \$600	PB - POWER BUTTON - \$300; BB - POWER BUTTON WITH BATTERY PACK - \$600	PB - POWER BUTTON - \$300; BB - POWER BUTTON WITH BATTERY PACK - \$600	PB - POWER BUTTON - \$300; BB - POWER BUTTON WITH BATTERY PACK - \$600	PB: STANDARD BB: POWER BUTTON WITH BATTERY PACK - \$300 LUMBAR OPT - \$150	PB: STANDARD BB: POWER BUTTON WITH BATTERY PACK - \$300 LUMBAR OPT - \$150
POWER UPCHARGES INCLUDE ALL MOTORIZED SEATS PER SKU						
STANDARD NAIL:	NATURAL #9	NATURAL #9	N/A	N/A	NATURAL #9	N/A
NO NAIL OPTION:	AVAILABLE	AVAILABLE	STANDARD	STANDARD	NOT AVAILABLE	STANDARD
OVERALL DIMENSIONS:	W 30" D 40" H 40 1/2"	W 34" D 43 1/2" H 43"	W 33" D 40" H 41 1/2"	W 34" D 39" H 41 1/2"	W 30" D 39 1/2" H 41"	W 30" D 41" H 41"
WEDGEWALL SPACE:						
SEAT HEIGHT:	21	21	21	20.5	21.5	21.5
SEAT DEPTH:	20.5	21.5	20.5	21	21.5	21
SEAT WIDTH:	20.5	21	21	22.5	21	21
ARM HEIGHT:	25.5	25.5	26	24	25	25
SEAT TO BACK HEIGHT:	19.5	22	20.5	4: SG:11.5	19.5	19.5
DIST FRM WALL TO RECLNE:	4; SG: 12"	4; SG: 12.5"	4; SG: 11.5"	11.5	4; SG: 11"	4; SG: 10
CHAIR IN FULL RECLINE:	66.5	71	67	65	65	67
WEIGHT:	130	156	152	151	157	156
54 " PLAIN COM YDG.	8 1/4	8 1/4	7 1/4	7 3/4	8 1/4	8 3/4
CUBES:	44.22	44.22	44.22	44.22	44.22	44.22
FABRIC GRADE I / COM	3239	3369	3139	3299	4189	4029
FABRIC GRADE II	3399	3529	3299	3469	4359	4189
FABRIC GRADE III / COL	3569	3699	3469	3629	4519	4359
FABRIC GRADE IV	3729	3859	3629	3799	4689	4519
FABRIC GRADE V	3899	4029	3799	3959	4849	4689
FABRIC GRADE VI	4059	4189	3959	4129	5019	4849
MARRIED COVER			SENSIBLE SEATING AVAILABLE PRICING GRID ON PG 82	SENSIBLE SEATING AVAILABLE PRICING GRID ON PG 82		
LEATHER - GRADE 1	4229	4689	4229	4129	5279	4849
LEATHER - GRADE 2	4389	4849	4389	4289	5449	5019
LEATHER - GRADE 3	4719	5179	4719	4619	5779	5349
LEATHER - GRADE 4	5049	5509	5049	4949	6109	5679
LEATHER - NOVELTY	5219	5679	5219	5119	6269	5839
LEATHER - NOVELTY PREMIUM	5709	6169	5709	5609	6769	6339

ITEM NUMBER:	7251	7411	7508	7534	7770/7771/7772 7773/7774	8010
DESCRIPTION:	NATALIE WALL HUGGER RECLINER	BARCELO WALL-HUGGER RECLINER	YORBA WALL-HUGGER RECLINER	DAVIDSON WALL-HUGGER RECLINER	MADISON/MELVILLE/ MARLEIGH/MANNING/ MALLORY RECLINER	RYDER RECLINER LIFT CHAIR
PROGRAM:					PLAZA MIDWOOD	BYX (SEE PG 83 - 85)
STANDARD FINISH:	N/A	N/A	N/A	N/A	N/A	N/A
SEE PG 3 FOR A COMPLETE LIST OF AVAIL FINISHES	N/A	N/A	N/A	N/A	N/A	N/A
STANDARD CUSHION: ADDITIONAL CUSHION OPTIONS:	SPRING DOWN EXTRA FIRM - \$75	SPRING DOWN EXTRA FIRM - \$75	SPRING DOWN EXTRA FIRM - \$75	SPRING DOWN EXTRA FIRM - \$75	SPRING DOWN EXTRA FIRM - \$75	SPRING DOWN EXTRA FIRM - \$75
PILLOW TYPE:	BUSTLE BACK	LOOSE PILLOW	SEMI-ATTACHED	SEMI-ATTACHED	SEMI-ATTACHED	SPLIT PILLOW
SPECIAL PROGRAM OPTIONS:	UPCHARGE TO SWIVEL GLIDER - \$150	UPCHARGE TO SWIVEL GLIDER - \$150	UPCHARGE TO SWIVEL GLIDER - \$150	UPCHARGE TO SWIVEL GLIDER - \$150	UPCHARGE TO SWIVEL GLIDER - \$150	N/A
STANDARD RELEASE:	O-OUTSIDE I-INSIDE	O-OUTSIDE I-INSIDE HANDLE	O-OUTSIDE I-INSIDE HANDLE	O-OUTSIDE I-INSIDE HANDLE	O-OUTSIDE I-INSIDE HANDLE	STANDARD WITH POWER BUTTON
POWER RECLINE OPTIONS: POWER UPCHARGES INCLUDE ALL MOTORIZED SEATS PER SKU	PB - POWER BUTTON - \$300; BB - POWER BUTTON WITH BATTERY PACK - \$600	PB - POWER BUTTON - \$300; BB - POWER BUTTON WITH BATTERY PACK - \$600	PB - POWER BUTTON - \$300; BB - POWER BUTTON WITH BATTERY PACK - \$600	PB - POWER BUTTON - \$300; BB - POWER BUTTON WITH BATTERY PACK - \$600	PB - POWER BUTTON - \$300; BB - POWER BUTTON WITH BATTERY PACK - \$600	POWER WAND STANDARD. BATTERY PACK NOT RECOMMENDED
STANDARD NAIL:	N/A	NATURAL #9	N/A	NATURAL #9	7770/7771/7772 - N/A 7773/7774 - NAT #9	N/A
NO NAIL OPTION:	STANDARD	AVAILABLE	STANDARD	AVAILABLE	7770/7771/7772 - STD 7773/7774 - AVAIL	STANDARD
OVERALL DIMENSIONS:	W 31 1/2" D 37 1/2" H 41"	W 38" D 41" H 40"	W 30" D 40" H 41"	W 31" D 40 1/2" H 42 1/2"	SEE SCHEMATIC ON PAGES 86 - 88 FOR DIMENSIONS PER STYLE	W 29" D 38 1/2" H 43 1/2"
WEDGEWALL SPACE:						
SEAT HEIGHT:	20.5	21	21	21	21	21
SEAT DEPTH:	20.5	21	20.5	20.5	20.5	21
SEAT WIDTH:	22.5	23	20	21	20.5	21
ARM HEIGHT:	25	26	25	25	25	26
SEAT TO BACK HEIGHT:	20.5	19	20	21.5	21	22.5
DIST FRM WALL TO RECLNE:	13	3.5; SG: 12"	4; SG: 12"	4; SG:12.5	4; SG:11.5	5.5
CHAIR IN FULL RECLINE:	66	69.5	67.5	67.5	67.5	70
WEIGHT:	112	103	130	146	156	157
54 " PLAIN COM YDG.	7 1/2	8 1/2	7 3/4	7 3/4	8	8 1/4
CUBES:	44.22	44.22	44.22	44.22	44.22	44.22
FABRIC GRADE I / COM	3469	3269	3139	3099	3469	4029
FABRIC GRADE II	3629	3429	3299	3269	3629	4189
FABRIC GRADE III / COL	3799	3599	3469	3429	3799	4359
FABRIC GRADE IV	3959	3759	3629	3599	3959	4519
FABRIC GRADE V	4129	3929	3799	3759	4129	4689
FABRIC GRADE VI	4289	4089	3959	3929	4289	4849
MARRIED COVER	SENSIBLE SEATING AVAILABLE PRICING GRID ON PG 82		SENSIBLE SEATING AVAILABLE PRICING GRID ON PG 82			
LEATHER - GRADE 1	4289	4589	4289	4029	4289	5279
LEATHER - GRADE 2	4459	4749	4459	4189	4459	5449
LEATHER - GRADE 3	4789	5079	4789	4519	4789	5779
LEATHER - GRADE 4	5119	5409	5119	4849	5119	6109
LEATHER - NOVELTY	5279	5579	5279	5019	5279	6269
LEATHER - NOVELTY PREMIUM	5779	6069	5779	5509	5779	6769



Leather Manifest by Grade

January 17, 2024 Price List

Grade 1 Leathers	
901200 -48, -99 - F	922000 -31, -48, -80, -82, -84, -85, -89, -90, -91 - AP
906700 -45, -81, -84, -88, -93, -95, -97 - F	922100 -28,-45,-48,-65,-81,-84,-85,-87,-91,-97 - AP
907200 -84 - F	922900 -48, 82, -84, -88, -97, -99 - F
910400 -68, -99 - F	923600 -88 - A
911000 -84, -97 - F	924000 -26, -48, -83, -84, -96 - A
912500 -48, -69, -84 - F	924600 -31 - F
913800 -31 - F	925100 -85, -91 - AP
915300 -01 - F	925700 -83, -85 - AP
917200 -87 - F	925800 -81, -84* -90 - AP
920300 -81, -91, -97 - F	925900 -47, -81, -95 - F
920600 -48, -81, -83, -84, -87, -88, -97 - F	926400 -48, -78, -84, -87, -88 - AP
921100 -45, -81, -84, -88 - F	926600 -48, -81, -82, -87, -88, -95 - F*
921500 -48, -65, -69, -83, -87, -91 - AP	926800 -48, -88, -96 - A*

Grade 2 Leathers	
914600 -81, -83, -84, -87, -89, -95 - F	923400 -84, -88 - A
915700 -87 - A	927100 -48, -66, -88, -95, -99 - AP*

Grade 3 Leathers	
918700 -22, -48, -83, -88 - A	922400 -29, -84, -87, -95 - A
919600 -48, -82, -84, 85, -88 - A	925400 -27, -87 - A
921600 -27 - A	926100 -29, -48 - A
921700 -88 - A	926300 -26, -87, -89 - A
921900 -83 - AP	927200 -92 - A*

Grade 4 Leathers	
920900 -85 - A	925000 -85 - A
924400 -88 - A	

CLEANING CODES: A = ANILINE; AP = ANILINE-PLUS; F = FINISHED; N = NUBUK

Leathers in **Bold Print** with an * are new October 2023 Introductions

Fabric Manifest - Numeric Sequence

Handle	New Fabric Number	Grade	Content	Repeat in Inches		Cleaning
				Hor.	Vert.	Code
Performance	400478-05	1	100% Polypropelene			W
Performance	400478-06	1	100% Polypropelene			W
Performance	400478-85	1	100% Polypropelene			W
Performance	400478-94	1	100% Polypropelene			W
Performance	400489-24	1	82% Polypropelene, 18% Poly			W
Performance	400489-80	1	82% Polypropelene, 18% Poly			W
Performance	400489-85	1	82% Polypropelene, 18% Poly			W
Performance	400489-91	1	82% Polypropelene, 18% Poly			W
Performance	400489-95	1	82% Polypropelene, 18% Poly			W
Performance	400489-97	1	82% Polypropelene, 18% Poly			W
Performance	400600-48	3	88% Poly, 12% Olefin	0.19	0.31	W
Performance	400600-69	3	88% Poly, 12% Olefin	0.19	0.31	W
Performance	401100-47	1	97.4% Olefin, 2.6% Polyester			SW
Performance	401100-85	1	97.4% Olefin, 2.6% Polyester			SW
Performance	401400-82	1	97% Polypropylene; 3% Polyester			SW
Performance	401400-85	1	97% Polypropylene; 3% Polyester			SW
Performance	401400-87	1	97% Polypropylene; 3% Polyester			SW
Performance	401400-95	1	97% Polypropylene; 3% Polyester			SW
Performance	401400-98	1	97% Polypropylene; 3% Polyester			SW
Performance	403100-82	1	54% Poly Chenille; 46% Polyester			S
Performance	403100-84	1	54% Poly Chenille; 46% Polyester			S
Performance	403100-85	1	54% Poly Chenille; 46% Polyester			S
Performance	403100-91	1	54% Poly Chenille; 46% Polyester			S
Performance	405100-26	2	100% Polyester			W
Performance	405100-48	2	100% Polyester			W
Performance	405100-82	2	100% Polyester			W
Performance	406200-40	2	100% Polyester			S
Performance	406200-45	2	100% Polyester			S
Performance	406200-85	2	100% Polyester			S
Performance	406500-80	2	100% Polyester			WS
Performance	406600-04	1	83% Polyester, 17% Acrylic			WS
Performance	406600-09	1	83% Polyester, 17% Acrylic			WS
Performance	406600-42	1	83% Polyester, 17% Acrylic			WS
Performance	406600-60	1	83% Polyester, 17% Acrylic			WS
Performance	406600-91	1	83% Polyester, 17% Acrylic			WS
Performance	407000-82	5	57% Polyester, 43% Cotton			S
Performance	407000-83	5	57% Polyester, 43% Cotton			S

Handle	New Fabric Number	Grade	Content	Repeat in Inches		Cleaning Code
				Hor.	Vert.	
Performance	407113-91	2	100% Polyester			WS
Performance	407113-99	2	100% Polyester			WS
Performance	407200-84	1	100% Polyester			WS
Performance	407400-48	1	100% Polyester			S
Performance	407400-85	1	100% Polyester			S
Performance	407500-48	1	99% Polypropelene, 1% Poly			WS
Performance	407500-99	1	99% Polypropelene, 1% Poly			WS
Performance	407600-40	4	100% Polyester			S
Performance	407600-49	4	100% Polyester			S
Performance	407600-80	4	100% Polyester			S
Performance	407615-80	2	100% Polyester			S
Performance	407640-85	1	99% Polypropelene, 1% Poly			WS
Performance	407640-91	1	99% Polypropelene, 1% Poly			WS
Performance	407640-95	1	99% Polypropelene, 1% Poly			WS
Performance	407640-97	1	99% Polypropelene, 1% Poly			WS
Performance	407700-48	4	100% Polyester			S
Performance	407700-84	4	100% Polyester			S
Performance	407900-22	2	91% Polyester, 9% Poly Chenille			S
Performance	408200-45	4	58% Poly Chenille, 42% Poly			S
Performance	408200-82	4	58% Poly Chenille, 42% Poly	7.125	8	S
Performance	408200-85	4	58% Poly Chenille, 42% Poly	7.125	8	S
Performance	408200-97	4	58% Poly Chenille, 42% Poly	7.125	8	S
Performance	408300-45	1	100% Polyester			WS
Performance	408300-85	1	100% Polyester			WS
Performance	408300-95	1	100% Polyester			WS
Performance	408400-87	5	69% Polyester, 31% Poly Chenille			S
Performance	408500-29	2	57% Acrylic, 43% Polyester			WS
Performance	408500-87	2	57% Acrylic, 43% Polyester			WS
Performance	408600-80	1	98% Polypropelene, 2% Polyester			WS
Performance	408600-83	1	98% Polypropelene, 2% Polyester			WS
Performance	408600-98	1	98% Polypropelene, 2% Polyester			WS
Performance	408700-17	3	70% Polypropelene, 30% Polyester			WS
Performance	408800-87	3	79% Polyester, 14% Cotton, 7% Linen			S
Performance	408900-45	6	83% Polyester, 17% Cotton			S
Performance	**409000-26	L3	100% Mohair Velvet			DC
Performance	409100-85	6	40% Poly, 30 % Acrylic, 20% Cotton, 10% Linen	14.2	11.2	SW
Performance	409200-48	3	89% Polyester, 11% Cotton			S
Performance	409300-45	4	100% Polyester			S
Performance	409300-58	4	100% Polyester			S
Performance	409400-45	3	100% Polyester			S

Handle	New Fabric Number	Grade	Content	Repeat in Inches		Cleaning Code
				Hor.	Vert.	
Performance	409500-85	3	100% Polyester			S
Performance	419500-40	3	78.5% Rayon, 21.5% Poly	0.063	0.063	W
Performance	419500-80	3	78.5% Rayon, 21.5% Poly	0.063	0.063	W
Performance	419500-83	3	78.5% Rayon, 21.5% Poly	0.063	0.063	W
Performance	419500-91	3	78.5% Rayon, 21.5% Poly	0.063	0.063	W
Performance	419700-40	3	54% Olefin, 46% Polyester	0.063	0.063	W
Performance	419700-83	3	54% Olefin, 46% Polyester	0.063	0.063	W
Performance	419700-84	3	54% Olefin, 46% Polyester	0.063	0.063	W
Performance	501200-48	4	78% Polyester, 22% Poly Chenille	28.25	14	S
Performance	501200-95	4	78% Polyester, 22% Poly Chenille	28.25	14	S
Performance	501300-22	6	71% Acrylic, 29% Polyester	14.2	14.2	SW
Performance	501400-85	6	41% Cotton, 36% Viscose, 23% Polyester	4.5	3	S
Performance	605100-44	2	100% Polyester	1.125		S
Performance	605100-81	2	100% Polyester	1.125		S
Performance	605100-85	2	100% Polyester	1.125		S
Performance	611100-82	4	52%Ray,28%UVPoly,14%Cot,5%Poly,1%Nyl	6.75	6.313	S
Performance	611200-81	4	100% Polyester	29.125	26.75	S
Performance	611300-48	4	59% Cotton, 41% Polyester	0.25	6	S
Performance	611400-48	2	69% Polyester, 31% Acrylic	11.8		S
Performance	611600-27	4	62% Polyester, 38% Cotton			S
Performance	611600-62	4	62% Polyester, 38% Cotton			S
Performance	612100-83	5	71% Rayon, 28% Poly, 1% Nylon	27.75	28.421	S
Performance	612200-45	1	82% Polyester, 18% Acrylic			WS
Performance	612200-82	1	82% Polyester, 18% Acrylic			WS
Performance	612200-84	1	82% Polyester, 18% Acrylic			WS
Performance	612400-45	3	100% Polyester	1.35	0.98	SW
Performance	612400-85	3	100% Polyester	1.35	0.98	SW
Performance	612400-95	3	100% Polyester	1.35	0.98	SW
Performance	612700-95	4	48%Rayon, 29%Poly, 23%Cot	14.25	9.125	S
Performance	613000-31	5	82% Ray, 16% Poly, 2% Nylon	0.188	2.875	W
Performance	613000-48	5	82% Ray, 16% Poly, 2% Nylon	0.188	2.875	W
Performance	613000-65	5	82% Ray, 16% Poly, 2% Nylon	0.188	2.875	W
Performance	613000-81	5	82% Ray, 16% Poly, 2% Nylon	0.188	2.875	W
Performance	613000-83	5	82% Ray, 16% Poly, 2% Nylon	0.188	2.875	W
Performance	613000-85	5	82% Ray, 16% Poly, 2% Nylon	0.188	2.875	W
Performance	613000-90	5	82% Ray, 16% Poly, 2% Nylon	0.188	2.875	W
Performance	613000-91	5	82% Ray, 16% Poly, 2% Nylon	0.188	2.875	W
Performance	613000-95	5	82% Ray, 16% Poly, 2% Nylon	0.188	2.875	W
Performance	613000-97	5	82% Ray, 16% Poly, 2% Nylon	0.188	2.875	W

Handle	New Fabric Number	Grade	Content	Repeat in Inches		Cleaning Code
				Hor.	Vert.	
Performance	613600-84	4	59% Polypropelene, 41% Poly	14	18	WS
Performance	613600-88	4	59% Polypropelene, 41% Poly	14	18	WS
Performance	613600-99	4	59% Polypropelene, 41% Poly	14	18	WS
Performance	613700-40	5	63% Poly Chenille, 37% Poly	14.25	20.25	S
Performance	613700-84	5	63% Poly Chenille, 37% Poly	14.25	20.25	S
Performance	613800-27	5	76% Poly, 24% Poly Chenille	28.5	15	S
Performance	613800-40	5	76% Poly, 24% Poly Chenille	28.5	15	S
Performance	613900-84	2	100% Polyester	0.5	6.1	WS
Performance	613900-88	2	100% Polyester	0.5	6.1	WS
Performance	613900-91	2	100% Polyester	0.5	6.1	WS
Performance	613900-95	2	100% Polyester	0.5	6.1	WS
Performance	613900-99	2	100% Polyester	0.5	6.1	WS
Performance	614000-17	5	65%Poly,31%PolyChen,4% acrylic		26.5	S
Performance	614100-87	5	55% Polyester, 45% Polypropelene			WS
Performance	614100-95	5	55% Polyester, 45% Polypropelene			WS
Performance	*614200-48	6	48% Viscose, 36% Poly, 16% Linen	13.5	11.8	S
Performance	*614200-95	6	48% Viscose, 36% Poly, 16% Linen	13.5	11.8	S
Performance	614300-45	5	100% Polyester	9.5		S
Performance	614400-48	3	98% Polypropelene, 2% Polyester			SW
Performance	614500-64	6	31% Viscose, 22% PA, 18% Acrylic, 16% Poly; 13% Cot			SW
Performance	614600-99	6	40% Polyester; 40% PAN, 15% Viscose	14.2	17.3	SW
Performance	614700-58	5	60% Acrylic, 20% Cotton, 10% Poly, 10% Linen	0.78	0.98	SW
Performance	614800-84	5	48% Cotton; 46% PC, 6% Polyester			S
Performance	614900-78	6	51% Poly-Chen, 29% Poly, 13% Cot, 6% Linen, 1% HA	0.98	1.46	S
Performance	615000-95	4	70% Cotton, 30% Acrylic			S
Performance	615100-87	4	44% PolyChen, 36% Poly, 14% Cot, 4% Viscose, 2% Linen			S
Performance	615200-99	4	56.5% Polyester; 31.5% Cotton; 12% Rayon	0.688	2.063	S
Performance	615300-45	1	83% Polyester, 17% Cotton	3.5	4	S
Performance	615300-87	1	83% Polyester, 17% Cotton	3.5	4	S
Performance	615400-58	4	73% Polyester, 22% Poly-Chen, 5% Cotton			S
Performance	615500-87	3	55% RPET, 41% Rolefin, 4% Poly			SW
Performance	700900-00	5	55% Polyester, 45% Poly Chenille	14.5	26.875	S
Performance	702100-42	4	72% Poly; 14% Cotton; 7% Rayon	6.875	6.5	S
Performance	705100-48	5	65% Cotton; 35% Polyester	14.5	15	S
Performance	705100-95	5	65% Cotton; 35% Polyester	14.5	15	S
Performance	707200-45	5	57% Polyester, 43% Poly Chen	14	13.75	S
Performance	707300-48	5	60% Polyestery, 40% Poly Chen	14.5	29.375	S
Performance	707300-85	5	60% Polyestery, 40% Poly Chen	14.5	29.75	S
Performance	708100-68	5	53% Poly Chenille, 47% Poly			S
Performance	708100-95	5	53% Poly Chenille, 47% Poly			S

Handle	New Fabric Number	Grade	Content	Repeat in Inches		Cleaning Code
				Hor.	Vert.	
Performance	708200-95	2	50%Poly,24%Cot,12%Ray,14%Lin			WS
Performance	708300-45	5	100% Polyester	3.375	4	S
Performance	708300-95	5	100% Polyester	3.375	4	S
Performance	708400-45	5	58% Cot,29% Ray,7%PCRPoly,5%Poly,1% Nyl	4.625	5.375	S
Performance	708500-91	3	100% Polyester	14.2	18.6	WS
Performance	708500-97	3	100% Polyester	14.2	18.6	WS
Performance	708500-99	3	100% Polyester	14.2	18.6	WS
Performance	708600-45	5	88%Poly, 12% Poly Chenille	13.5	13.5	S
Performance	708600-84	5	88% Poly, 12% Poly Chenille	13.5	13.5	S
Performance	708700-45	5	100% Polyester	4.5	4.625	S
Performance	708700-84	5	100% Polyester	4.5	4.625	S
Performance	708800-22	5	39%Cot,21%Poly,20%Ole,12% Poly(UV),7%PCR,1%Nyl			S
Performance	709400-89	2	98% Polypropelene, 2% Polyester			SW
Performance	709500-99	6	45% Acrylic, 30% Cotton, 15% Poly, 10% Nylon			SW
Performance	709600-95	4	91% Polyester, 9% Recycled Cotton	6.9	3.75	SW
Performance	709700-87	3	100% Polyester	13.5	14.5	S

Due to the unique layout of these fabrics, an alternate cover must be selected for all welt

****This fabric is restricted to the 519 Group, 587 Group and 344-25SW chair at this time****

Cleaning Codes: S= Solvent; W = Water; SW - Diluted Solvent; DC - Dry Clean Only

Fabrics in **Bold Print** are New October 2023 Market Introductions

Married Cover Program

I. RECLINING CHAIRS

STYLE	COVERS AVAILABLE	MATCHING GRADED COVER IF AVAILABLE	PRICE
3033	980014-48, -81* , -83	920600-48, -81, -83 (L1)	\$3,629
3079	983400-48, -81, -83*	920600-48, -81, -83 (L1)	\$3,799
3156**	980013- 82* , -84* , 89, -91	922000-82, -84, -89, -91 (L1)	\$4,619
3307	980017-48* , -84* , -87* , -88*	926400-48, -84, -87, -88 (L1)	\$3,959
3318	980013-82, -84* , -89* , -91	922000-82, -84, -89, -91 (L1)	\$3,629
3322	980013- 82* , 84, -89, -91*	922000-82, -84, -89, -91 (L1)	\$3,469
3410	980015- 28* , -48, -65* , -81* , -85, -87, -91* , -97*	922100-28, -48, -65, -81, -85, -87, -91, -97 (L1)	\$3,799
3732	980017- 48* , 84, -87* , -88	926400-48, -84, -87, -88 (L1)	\$3,799
4104	980007-69, -83, -91	921500-69,-83,-91 (L1)	\$3,959
4114	980008-48, -69, -88	N/A	\$3,139
4115	980008-48, -69, -88	N/A	\$3,199
4128	980008-48, -69, -88	N/A	\$3,469
4130BY	980008-48, -69, -88	N/A	\$3,529
4866	980015-28,-48,-65, -81 , -85* , -87, -91* , -97	922100-28, -48, -65, -81, -85, -87, -91, -97 (L1)	\$3,799

II. LUXURY MOTION SEATING

STYLE	COVERS AVAILABLE	MATCHING GRADED COVER IF AVAILABLE	PRICE
916-90 Motion Sofa	980013-82, -91	922000-82, -91 (L1)	\$8,909
916-35 Recliner			\$4,789
949-90 Motion Sofa	980016-81, -95	925900-81, -95 (L1)	\$10,889
949-35 Recliner			\$5,609
950-90 Motion Sofa	980016-81, -95	925900-81, -95 (L1)	\$10,889
950-35 Recliner			\$5,609
951-90 Motion Sofa	980017-48, -84* , -87,	926400-48, 84, 87,	\$10,889
951-35 Recliner	88*	88 (L1)	\$5,609
960-90 Motion Sofa	980013-82, -91	922000-82, -91 (L1)	\$10,229
960-35 Recliner			\$5,449

III. STATIONARY SEATING

STYLE	COVERS AVAILABLE	MATCHING GRADED COVER IF AVAILABLE	PRICE
318-95 Sofa	980013-82, -84* , -89* , -	922000-82, -84, -89, -	\$5,939
318-25 Chair	91	91 (L1)	\$3,139
318-OT Ottoman			\$1,159
318-25SW Swivel Chair			\$3,299
3318 Recliner			\$3,629
448-95 Sofa	980014-48, -81* , -83	920600-48, -81, -83 (L1)	\$6,599
448-25 Chair			\$3,629
448-OT Ottoman			\$1,549
448-25SW Swivel Chair			\$3,799
579-95 Sofa	983400-48, -81, -83*	920600-48, -81, -83 (L1)	\$6,109
579-75 Loveseat			\$5,939
579-25 Chair			\$3,469
579-OT Ottoman			\$1,389
3079 Recliner			\$3,799
732-95 Sofa	980017- 48* , 84, -87* , -88	926400-48, 84, 87, 88 (L1)	\$6,269
732-25 Chair			\$3,469
732-OT Ottoman			\$1,549
3732 Recliner			\$3,799
734-95 Sofa	980015- 28* , -48* , -65* , -81, -85* , -87* , -91, -97*	922100-28, -48, -65, -81, -85, -87, -91, -97 (L1)	\$6,269
734-25 Chair			\$3,469
734-OT Ottoman			\$1,549
780-95 Sofa	980015- 28* , -48, -65* , -81* , -85, -87, -91* , -97*	922100-28, -48, -65, -81, -85, -87, -91, -97 (L1)	\$6,269
780-75 Loveseat			\$6,109
780-25 Chair			\$3,629
780-OT Ottoman			\$1,419
866-95 Sofa	980015-28,-48,-65, -81 , -85* , -87, -91* , -97	922100-28, -48, -65, -81, -85, -87, -91, -97 (L1)	\$5,939
866-75 Loveseat			\$5,779
866-25 Chair			\$3,469
866-OT Ottoman			\$1,319
4866 Recliner			\$3,799

MARRIED COVER PROGRAM PROVISIONS:

No other style/leather combinations other than those listed will be accepted

Power Recliner Option - available on all recliners and wallhugger/swivel glider recliners

Power Options: (PB) = Power Button; (BB) Power Button with Battery Pack

**** Styles features a Power Headrest (standard with power)**

New October 2023 Introduction

Orders from this program still offer a choice of finish and nails (where applicable) at no upcharge



Sensible Seating Program

RECLINING CHAIRS

STYLE	COVERS AVAILABLE	Designer Select Price
3007	980009-48, -82, -84, -88, -97, -99 and 926600-48, -81, -82, -87, -88, -95	\$3,629
3032	980009-48, -82, -84, -88, -97, -99 and 926600-48, -81, -82, -87, -88, -95	\$3,629
3080	980009-48, -82, -84, -88, -97, -99 and 926600-48, -81, -82, -87, -88, -95	\$3,299
3084	980009-48, -82, -84, -88, -97, -99 and 926600-48, -81, -82, -87, -88, -95	\$3,299
3547	980009-48, -82, -84, -88, -97, -99 and 926600-48, -81, -82, -87, -88, -95	\$3,299
3624	980009-48, -82, -84, -88, -97, -99 and 926600-48, -81, -82, -87, -88, -96	\$3,629
3626	980009-48, -82, -84, -88, -97, -99 and 926600-48, -81, -82, -87, -88, -97	\$3,629
3632	980009-48, -82, -84, -88, -97, -99 and 926600-48, -81, -82, -87, -88, -98	\$3,799
3640	980009-48, -82, -84, -88, -97, -99 and 926600-48, -81, -82, -87, -88, -99	\$3,299
3641	980009-48, -82, -84, -88, -97, -99 and 926600-48, -81, -82, -87, -88, -100	\$3,629
3642	980009-48, -82, -84, -88, -97, -99 and 926600-48, -81, -82, -87, -88, -101	\$3,799
4009	980009-48, -82, -84, -88, -97, -99 and 926600-48, -81, -82, -87, -88, -102	\$3,299
4020	980009-48, -82, -84, -88, -97, -99 and 926600-48, -81, -82, -87, -88, -103	\$3,799
4040	980009-48, -82, -84, -88, -97, -99 and 926600-48, -81, -82, -87, -88, -104	\$3,629
4508-BY	980009-48, -82, -84, -88, -97, -99 and 926600-48, -81, -82, -87, -88, -105	\$3,299
7084/SG	980009-48, -82, -84, -88, -97, -99 and 926600-48, -81, -82, -87, -88, -106	\$3299/\$3449
7085/SG	980009-48, -82, -84, -88, -97, -99 and 926600-48, -81, -82, -87, -88, -107	\$3629/\$3779
7251/SG	980009-48, -82, -84, -88, -97, -99 and 926600-48, -81, -82, -87, -88, -108	\$3629/\$3779
7508/SG	980009-48, -82, -84, -88, -97, -99 and 926600-48, -81, -82, -87, -88, -109	\$3299/\$3449

PROGRAM PROVISIONS:

No other style/leather combinations other than those listed will be accepted

Power Options: (PB) = Power Button - \$100 upcharge; (BB) Power Button with Battery Pack - \$200 upcharge

980009 Married Cover Colors = 922900-48, -82, -84, -88, -97, -99 in hide form

Elba Leathers = 926600-48, -81, -82, -87, -88, -95

Orders from this program still offer a choice of finish and nails (if applicable) at no upcharge





***** Fast Ship Program *****

Reclining Chairs



Photo	Style	Cover/BYX Item ID	Price
	3156 New Classiques Finish	980013-89 BYX-3156 980013-89 NC	\$ 1,619.00
	3156 Dockside Finish	980013-91 BYX-3156 980013-91 DS	
	3410 Plantation Finish, Natural Brass Nails	980015-85 BYX-3410980015-85PLBN	\$ 3,799.00
		980015-87 BYX-3410980015-87PLBN	
	4104 Mahogany Finish, Natural Brass Nails	980007-69 BYX-4104980007-69MHBN	\$ 3,959.00
	4104 New Classiques Finish, Gunmetal Nails	980007-83 BYX-4104980007-83NCGM	
	4104 Stone Finish, Pewter Nails	980007-91 BYX-4104980007-91STPN	
	4114 Mahogany Finish, French Natural Nails	980008-48 BYX-4114980008-48MHFN	\$ 3,139.00
		980008-69 BYX-4114980008-69MHFN	
		980008-88 BYX-4114980008-88MHFN	

Stationary Seating			
Photo	Style	Cover/BYX Item ID	Price
	318-95, -25, - OT Stone Finish, Pewter Nails	980013-82 / -91 BYX-318-95 980013-82 ST PN BYX-318-95 980013-91 ST PN	\$ 5,939.00
		980013-82 / -91 BYX-318-25 980013-82 ST PN BYX-318-25 980013-91 ST PN	\$ 3,139.00
		980013-82 / -91 BYX- 318-OT 980013-82 ST PN BYX-318- OT 980013-91 ST PN	\$ 1,159.00
	3318 Recliner Stone Finish, Pewter Nails	980013-82 / -91 BYX- 3318 980013-82 ST PN BYX-3318-980013-91 ST PN	\$ 3,629.00
	780-95, -25, - OT Plantation Finish, Natural Brass Nails, Tapered Leg	980015-85 BYX-780-95980015- 85PLBNTap	\$ 6,269.00
		980015-85 BYX-780-25980015- 85PLBNTap	\$ 3,629.00
		980015-85 BYX-780-OT980015- 85PLBNTap	\$ 1,419.00
	780-95, -25, - OT Plantation Finish, Natural Brass Nails, Tapered Leg	980015-87 BYX-780-95980015- 87PLBNTap	\$ 6,269.00
		980015-87 BYX-780-25980015- 87PLBNTap	\$ 3,629.00
		980015-87 BYX-780-OT980015- 87PLBNTap	\$ 1,419.00
	866-95, -25, - OT Plantation Finish, Natural Brass Nails, Turned Leg	980015-87 BYX-866-95980015- 87PLNBTur	\$ 5,939.00
		980015-87 BYX-866-25980015- 87PLNBTur	\$ 3,469.00
		980015-87 BYX-866-OT980015- 87PLNBTur	\$ 1,319.00
	4866 Recliner Plantation Finish, Natural Brass Nails, Turned Leg	980015-87 BYX-4866980015-87PLNBTur	\$ 3,799.00

Stationary Seating etc.

	866-95, -25, -OT Plantation Finish, Gunmetal Nails , Tapered Leg	980015-97 BYX-866-95980015-97PLGMTap	\$ 5,939.00
		980015-97 BYX-866-25980015-97PLGMTap	\$ 3,469.00
		980015-97 BYX-866-OT980015-97PLGMTap	\$ 1,319.00
	4866 Recliner Plantation Finish, Gunmetal Nails, Tapered Leg	980015-97 BYX-4866980015-97PLGMTap	\$ 3,799.00

Power Motion Program

Photo	Style	Cover/BYX Item ID	Price
	4114 Mahogany Finish, French Natural Nails WITH POWER BUTTON	980008-88 BYX-4114PB980008-88MHFN	\$ 3,439.00
	8010 Power Lift Chair (POWER WAND)	400478-06 BYX-8010PW400478-06	\$ 3,859.00

Luxury Motion Program

	960-90 Luxury Motion Sofa, Stone Finish, Pewter Nails, Tapered Leg WITH MOTION BUTTON	980013-82 / -91 BYX-960-90 980013-82 ST PN BYX-960-90 980013-91 ST PN	\$ 10,229.00
	960-35 Luxury Motion Recliner, Stone Finish, Pewter Nails, Tapered Leg WITH MOTION BUTTON	980013-82 / -91 BYX-960-35 980013-82 ST PN BYX-960-35 980013-91 ST PN	\$ 5,449.00

All items are stocked as listed and ship within 72 hours of credit approval

Plaza Midwood Program

Moderately Scaled Stationary....Your Way

To create your own casual, moderately-scaled Stationary Sofa or Sectional....choose from the following options....

- One of our arm style designs listed below
- Your Cover
- Your Foot (Tapered Leg (STD) or Conical Leg (Optional))
- Your Finish: Choose from one of our Premium Wood Finishes
- Your Nail Head Trim: Choose from one of our Nail Head Finishes (773, 774, 873 and 874 arms only)

All pieces in the program are designed with the same engineered hardwood frame construction. These stationary SKUs feature an 8-way hand tied spring system with a standard Spring Down seat cushion that provides optimum seating comfort and lasting quality. Each piece features loose back pillows. All styles are available in leather, fabric, or leather/fabric combination.

Style 770 / 870– Madison Series: Transitional Roll Arm (Nail Trim not Available)

Style 771 / 871 – Melville Series: Modern Track Arm (Nail Trim Not Available)

Style 772 / 872 – Marleigh Series: Modern Flared Arm (Nail Trim Not Available)

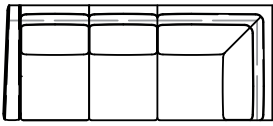
Style 773 / 873 – Manning Series: Modern Shaped Arm (Standard with Nail head trim, No Nail option available)

Style 774 /874 – Mallory Series: Transitional Key Arm (Standard with Nail head trim, No Nail option available)

All arm styles offer multiple seating configurations along with a companion swivel chair and recliner. Line drawings and dimensions of the various pieces that are available in the collection are shown on the next page. The full range of components allow for a wide variety of configurations, thus providing the ability to fit in almost any scale of room.

Seating Configuration Options

Sectional Items

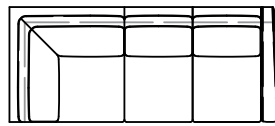


LAF Corner Return Sofa

8-Way Tie

770-93: 89W x 37 1/2D x 36H
 771-93: 88W x 37 1/2D x 36H
 772-93: 90W x 37 1/2D x 36H
 773-93: 88 1/2W x 37 1/2D x 36H
 774-93: 90W x 37 1/2D x 36H

870-93: 93W x 41 1/2D x 36H
 871-93: 92W x 41 1/2D x 36H
 872-93: 94W x 41 1/2D x 36H
 873-93: 92 1/2W x 41 1/2D x 36H
 874-93: 94W x 41 1/2D x 36H
 Seat Width: 68 (770), 72 (870)

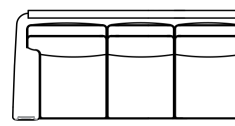


RAF Corner Return Sofa

8-Way Tie

770-94: 89W x 37 1/2D x 36H
 771-94: 88W x 37 1/2D x 36H
 772-94: 90W x 37 1/2D x 36H
 773-94: 88 1/2W x 37 1/2D x 36H
 774-94: 90W x 37 1/2D x 36H

870-94: 93W x 41 1/2D x 36H
 871-94: 92W x 41 1/2D x 36H
 872-94: 94W x 41 1/2D x 36H
 873-94: 92 1/2W x 41 1/2D x 36H
 874-94: 94W x 41 1/2D x 36H
 Seat Width: 68 (770), 72 (870)

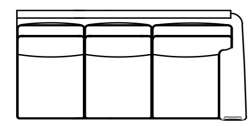


LAF Stationary Sofa

8-Way Tie

770-83: 74 1/2W x 37 1/2D x 36H
 771-83: 73 1/2W x 37 1/2D x 36H
 772-83: 75 1/2W x 37 1/2D x 36H
 773-83: 74W x 37 1/2D x 36H
 774-83: 75 1/2W x 37 1/2D x 36H

870-83: 74 1/2W x 41 1/2D x 36H
 871-83: 73 1/2W x 41 1/2D x 36H
 872-83: 75 1/2W x 41 1/2D x 36H
 873-83: 74W x 41 1/2D x 36H
 874-83: 75 1/2W x 41 1/2D x 36H
 Seat Width: 69

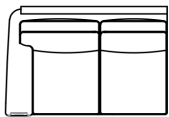


RAF Stationary Sofa

8-Way Tie

770-84: 74 1/2W x 37 1/2D x 36H
 771-84: 73 1/2W x 37 1/2D x 36H
 772-84: 75 1/2W x 37 1/2D x 36H
 773-84: 74W x 37 1/2D x 36H
 774-84: 75 1/2W x 37 1/2D x 36H

870-84: 74 1/2W x 41 1/2D x 36H
 871-84: 73 1/2W x 41 1/2D x 36H
 872-84: 75 1/2W x 41 1/2D x 36H
 873-84: 74W x 41 1/2D x 36H
 874-84: 75 1/2W x 41 1/2D x 36H
 Seat Width: 69

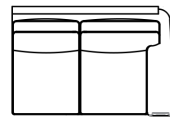


LAF Stationary

Loveseat 8-Way Tie

770-57: 51 1/2W x 37 1/2D x 36H
 771-57: 50 1/2W x 37 1/2D x 36H
 772-57: 52 1/2W x 37 1/2D x 36H
 773-57: 51W x 37 1/2D x 36H
 774-57: 52 1/2W x 37 1/2D x 36H

870-57: 51 1/2W x 41 1/2D x 36H
 871-57: 50 1/2W x 41 1/2D x 36H
 872-57: 52 1/2W x 41 1/2D x 36H
 873-57: 51W x 41 1/2D x 36H
 874-57: 52 1/2W x 41 1/2D x 36H
 Seat Width: 46

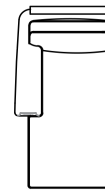


RAF Stationary

Loveseat 8-Way Tie

770-58: 51 1/2W x 37 1/2D x 36H
 771-58: 50 1/2W x 37 1/2D x 36H
 772-58: 52 1/2W x 37 1/2D x 36H
 773-58: 51W x 37 1/2D x 36H
 774-58: 52 1/2W x 37 1/2D x 36H

870-58: 51 1/2W x 41 1/2D x 36H
 871-58: 50 1/2W x 41 1/2D x 36H
 872-58: 52 1/2W x 41 1/2D x 36H
 873-58: 51W x 41 1/2D x 36H
 874-58: 52 1/2W x 41 1/2D x 36H
 Seat Width: 46

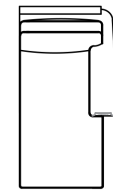


LAF Stationary Chaise

8-Way Hand Tie

770-41: 28 1/2W x 65D x 36H
 771-41: 27 1/2W x 65D x 36H
 772-41: 29 1/2W x 65D x 36H
 773-41: 28W x 65D x 36H
 774-41: 29 1/2W x 65D x 36H

870-41: 28 1/2W x 69D x 36H
 871-41: 27 1/2W x 69D x 36H
 872-41: 29 1/2W x 69D x 36H
 873-41: 28W x 69D x 36H
 874-41: 29 1/2W x 69D x 36H
 Seat Width: 23

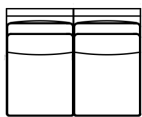


RAF Stationary Chaise

8-Way Hand Tie

770-42: 28 1/2W x 65D x 36H
 771-42: 27 1/2W x 65D x 36H
 772-42: 29 1/2W x 65D x 36H
 773-42: 28W x 65D x 36H
 774-42: 29 1/2W x 65D x 36H

870-42: 28 1/2W x 69D x 36H
 871-42: 27 1/2W x 69D x 36H
 872-42: 29 1/2W x 69D x 36H
 873-42: 28W x 69D x 36H
 874-42: 29 1/2W x 69D x 36H
 Seat Width: 23



Armless Stationary

Loveseat 8-Way Tie

770-78: 46W x 37 1/2D x 36H
 771-78: 46W x 37 1/2D x 36H
 772-78: 46W x 37 1/2D x 36H
 773-78: 46W x 37 1/2D x 36H
 774-78: 46W x 37 1/2D x 36H

870-78: 46W x 41 1/2D x 36H
 871-78: 46W x 41 1/2D x 36H
 872-78: 46W x 41 1/2D x 36H
 873-78: 46W x 41 1/2D x 36H
 874-78: 46W x 41 1/2D x 36H
 Seat Width: 46

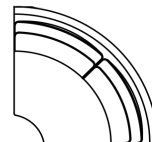


Armless Stationary

Chair 8-Way Tie

770-38: 23W x 37 1/2D x 36H
 771-38: 23W x 37 1/2D x 36H
 772-38: 23W x 37 1/2D x 36H
 773-38: 23W x 37 1/2D x 36H
 774-38: 23W x 37 1/2D x 36H

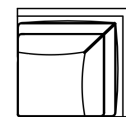
870-38: 23W x 41 1/2D x 36H
 871-38: 23W x 41 1/2D x 36H
 872-38: 23W x 41 1/2D x 36H
 873-38: 23W x 41 1/2D x 36H
 874-38: 23W x 41 1/2D x 36H
 Seat Width: 23



Corner Wedge 8-Way Tie

770-68: 47W x 37 1/2D x 36H
 771-68: 47W x 37 1/2D x 36H
 772-68: 47W x 37 1/2D x 36H
 773-68: 47W x 37 1/2D x 36H
 774-68: 47W x 37 1/2D x 36H
 Wedge Wall Space: 47

870-68: 47W x 41 1/2D x 36H
 871-68: 47W x 41 1/2D x 36H
 872-68: 47W x 41 1/2D x 36H
 873-68: 47W x 41 1/2D x 36H
 874-68: 47W x 41 1/2D x 36H
 Wedge Wall Space: 51
 Seat Width: 15-48 (770), 15-50 (870)




True Corner 8-Way Tie

770-66: 37 1/2W x 37 1/2D x 36H
 771-66: 37 1/2W x 37 1/2D x 36H
 772-66: 37 1/2W x 37 1/2D x 36H
 773-66: 37 1/2W x 37 1/2D x 36H
 774-66: 37 1/2W x 37 1/2D x 36H

870-66: 41 1/2W x 41 1/2D x 36H
 871-66: 41 1/2W x 41 1/2D x 36H
 872-66: 41 1/2W x 41 1/2D x 36H
 873-66: 41 1/2W x 41 1/2D x 36H
 874-66: 41 1/2W x 41 1/2D x 36H
 Seat Width: 22 (770), 26 (870)

Standalone Items



Corner Ottoman

770-CO: 32W x 32D x 20H
771-CO: 32W x 32D x 20H
772-CO: 32W x 32D x 20H
773-CO: 32W x 32D x 20H
774-CO: 32W x 32D x 20H

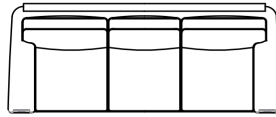
870-CO: 36W x 36D x 20H
871-CO: 36W x 36D x 20H
872-CO: 36W x 36D x 20H
873-CO: 36W x 36D x 20H
874-CO: 36W x 36D x 20H



Sectional Ottoman

770-SO: 46W x 32D x 20H
771-SO: 46W x 32D x 20H
772-SO: 46W x 32D x 20H
773-SO: 46W x 32D x 20H
774-SO: 46W x 32D x 20H

870-SO: 46W x 36D x 20H
871-SO: 46W x 36D x 20H
872-SO: 46W x 36D x 20H
873-SO: 46W x 36D x 20H
874-SO: 46W x 36D x 20H

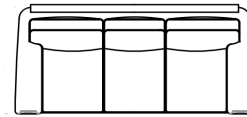


Stationary Sofa 8-Way Tie

770-95: 86W x 37 1/2D x 36H
771-95: 84W x 37 1/2D x 36H
772-95: 88W x 37 1/2D x 36H
773-95: 85W x 37 1/2D x 36H
774-95: 88W x 37 1/2D x 36H

870-95: 86W x 41 1/2D x 36H
871-95: 84W x 41 1/2D x 36H
872-95: 88W x 41 1/2D x 36H
873-95: 85W x 41 1/2D x 36H
874-95: 88W x 41 1/2D x 36H

Seat Width: 75

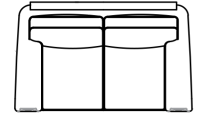


Studio Stationary Sofa 8-Way Tie

770-86: 80W x 37 1/2D x 36H
771-86: 78W x 37 1/2D x 36H
772-86: 82W x 37 1/2D x 36H
773-86: 79W x 37 1/2D x 36H
774-86: 82W x 37 1/2D x 36H

870-86: 80W x 41 1/2D x 36H
871-86: 78W x 41 1/2D x 36H
872-86: 82W x 41 1/2D x 36H
873-86: 79W x 41 1/2D x 36H
874-86: 82W x 41 1/2D x 36H

Seat Width: 69

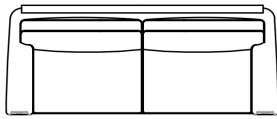


Stationary Loveseat 8-Way Tie

770-75: 57W x 37 1/2D x 36H
771-75: 55W x 37 1/2D x 36H
772-75: 59W x 37 1/2D x 36H
773-75: 56W x 37 1/2D x 36H
774-75: 59W x 37 1/2D x 36H

870-75: 57W x 41 1/2D x 36H
871-75: 55W x 41 1/2D x 36H
872-75: 59W x 41 1/2D x 36H
873-75: 56W x 41 1/2D x 36H
874-75: 59W x 41 1/2D x 36H

Seat Width: 46

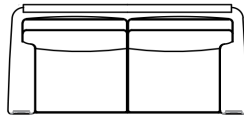


2/2 Stationary Sofa 8-Way Tie

770-97: 86W x 37 1/2D x 36H
771-97: 84W x 37 1/2D x 36H
772-97: 88W x 37 1/2D x 36H
773-97: 85W x 37 1/2D x 36H
774-97: 88W x 37 1/2D x 36H

870-97: 86W x 41 1/2D x 36H
871-97: 84W x 41 1/2D x 36H
872-97: 88W x 41 1/2D x 36H
873-97: 85W x 41 1/2D x 36H
874-97: 88W x 41 1/2D x 36H

Seat Width: 75

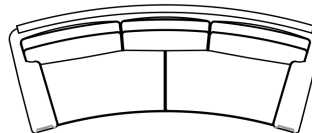


Studio 2/2 Stationary Sofa 8-Way Tie

770-87: 80W x 37 1/2D x 36H
771-87: 78W x 37 1/2D x 36H
772-87: 82W x 37 1/2D x 36H
773-87: 79W x 37 1/2D x 36H
774-87: 82W x 37 1/2D x 36H

870-87: 80W x 41 1/2D x 36H
871-87: 78W x 41 1/2D x 36H
872-87: 82W x 41 1/2D x 36H
873-87: 79W x 41 1/2D x 36H
874-87: 82W x 41 1/2D x 36H

Seat Width: 69

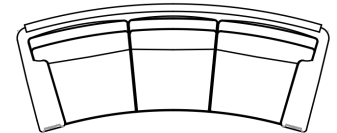


3/2 Curved Conversation Sofa 8-Way Tie

770-98: 100W x 46D x 36H
771-98: 100 1/2W x 46D x 36H
772-98: 99W x 46D x 36H
773-98: 99W x 46D x 36H
774-98: 100W x 46D x 36H

870-98: 100W x 50D x 36H
871-98: 100 1/2W x 50D x 36H
872-98: 99W x 50D x 36H
873-98: 99W x 50D x 36H
874-98: 100W x 50D x 36H

Seat Width: 67-82 (770), 67-83 (870)



3/3 Curved Conversation Sofa 8-Way Tie

770-99: 100W x 46D x 36H
771-99: 100 1/2W x 46D x 36H
772-99: 99W x 46D x 36H
773-99: 99W x 46D x 36H
774-99: 100W x 46D x 36H

870-99: 100W x 50D x 36H
871-99: 100 1/2W x 50D x 36H
872-99: 99W x 50D x 36H
873-99: 99W x 50D x 36H
874-99: 100W x 50D x 36H

Seat Width: 67-82 (770), 67-83 (870)



Stationary Chair 8-Way Tie

770-25: 34W x 37 1/2D x 36H
771-25: 32W x 37 1/2D x 36H
772-25: 36W x 37 1/2D x 36H
773-25: 33W x 37 1/2D x 36H
774-25: 36W x 37 1/2D x 36H

870-25: 34W x 37 1/2D x 36H
871-25: 32W x 37 1/2D x 36H
872-25: 36W x 37 1/2D x 36H
873-25: 33W x 37 1/2D x 36H
874-25: 36W x 37 1/2D x 36H

Seat Width: 23



Ottoman

770-OT: 26W x 19D x 17H
771-OT: 26W x 19D x 17H
772-OT: 26W x 19D x 17H
773-OT: 26W x 19D x 17H
774-OT: 27W x 19 1/2D x 17H

870-OT: 26W x 23D x 17H
871-OT: 26W x 23D x 17H
872-OT: 26W x 23D x 17H
873-OT: 26W x 23D x 17H
874-OT: 27W x 23 1/2D x 17H



Swivel Chair 8-Way Tie

770-25SW: 34W x 37 1/2D x 36H
771-25SW: 32W x 37 1/2D x 36H
772-25SW: 36W x 37 1/2D x 36H
773-25SW: 33W x 37 1/2D x 36H
774-25SW: 36W x 37 1/2D x 36H

870-25SW: 34W x 41 1/2D x 36H
871-25SW: 32W x 41 1/2D x 36H
872-25SW: 36W x 41 1/2D x 36H
873-25SW: 33W x 41 1/2D x 36H
874-25SW: 36W x 41 1/2D x 36H

Seat Width: 23



Recliner

3770: 31W x 40D x 41 1/2H
3771: 30W x 40D x 41 1/2H
3772: 32W x 40D x 41 1/2H
3773: 31 1/2W x 40D x 41 1/2H
3774: 32W x 40D x 41 1/2H

Seat Width: 20 1/2



Wallhugger or Swivel Recliner

7770: 32W x 41D x 42H
7771: 29 1/2W x 41D x 42H
7772: 31 1/2W x 41D x 42H
7773: 31 1/2W x 41D x 42H
7774: 31 1/2W x 41D x 42H

Seat Width: 21

SELECT YOUR LEG



Tapered



Cone

700/800 Seat Height: 20
700/800 Arm Height: 25
700 Seat Depth: 22
800 Seat Depth: 16

CRAFTED IN THE
USA

Luxe For Living Program

Luxury Stationary and Motion....Your Way

To create your own Stationary/Motion Sofa or Sectional....choose the following options....

- One of our arm style designs listed below
- Your Cover
- Your Stitching Treatment (Welt or Double-Needle)
- Your Foot (Turned Leg or Tapered Leg)
- Your Finish: Choose from one of our Premium Wood Finishes
- Your Nail Head Trim: Choose from one of our Nail Head Finishes

All pieces in the program are designed with the same engineered hardwood frame construction. Stationary SKUs feature an 8-way hand tied spring system while our Motion SKUs feature a sinuous wire spring system. The standard seat cushion is Spring-Down which provides optimum seating comfort and lasting quality. Each motion piece features semi-attached back pillows while each stationary piece features loose pillow backs. All styles are available in leather, fabric or leather & fabric combination.

Style 201 – Raymond Series: Modern Track Arm Design (Nail Trim not Available)

Style 202 – Reece Series: Pleated Roll Arm Design (Standard with Nail Head Trim, No Nail option available)

Style 203 – Revelin Series: Elegant arm design with front pleat (Standard with Nail head trim, No Nail option available)

Style 204 – Raiden Series: Traditional Pad over arm (Standard with Nail head trim, No Nail option available)

Style 206 – Robinson Series: Teardrop roll arm (Standard with Nail head trim, No nail option available)

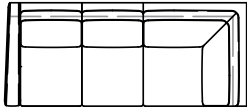
All styles offer multiple configurations. Line drawings and dimensions of the various pieces that are available in the collection are shown on the next page. The full range of components allow for a wide variety of configurations, thus providing the ability to fit in almost any scale of room.

***** Important Information for configuring your Sectional *****

Due to the use of different seat spring units, it is recommended that you not mix Stationary and Motion SKUs within the same sectional. Please also be aware of placement of motion pieces. For example, placing an armless recliner directly beside a true corner or corner return sofa may not allow the recliner to open properly due to direct placement perpendicular to another piece.

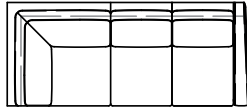
Seating Configuration Options

Motion - Sectional Items



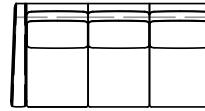
LAF Sofa Corner Return Recliner At Arm w/ Articulating Headrest

201-73: 98W x 43 1/2D x 41H
 202-73: 101W x 43 1/2D x 41H
 203-73: 98W x 43 1/2D x 41H
 204-73: 99W x 43 1/2D x 41H
 206-73: 101W x 43 1/2D x 41H



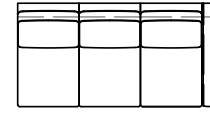
RAF Sofa Corner Return Recliner At Arm w/ Articulating Headrest

201-74: 98W x 43 1/2D x 41H
 202-74: 101W x 43 1/2D x 41H
 203-74: 98W x 43 1/2D x 41H
 204-74: 99W x 43 1/2D x 41H
 206-74: 101W x 43 1/2D x 41H



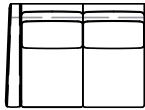
LAF Sofa Recliner At Arm w/ Articulating Headrest

201-61: 80 1/2W x 43 1/2D x 41H
 202-61: 83W x 43 1/2D x 41H
 203-61: 80 1/2W x 43 1/2D x 41H
 204-61: 82W x 43 1/2D x 41H
 206-61: 83 1/2W x 43 1/2D x 41H



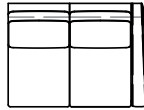
RAF Sofa Recliner At Arm w/ Articulating Headrest

201-62: 80 1/2W x 43 1/2D x 41H
 202-62: 83W x 43 1/2D x 41H
 203-62: 80 1/2W x 43 1/2D x 41H
 204-62: 82W x 43 1/2D x 41H
 206-62: 83 1/2W x 43 1/2D x 41H



LAF Loveseat Recliner At Arm w/ Articulating Headrest

201-55: 55 1/2W x 43 1/2D x 41H
 202-55: 58 1/2W x 43 1/2D x 41H
 203-55: 55 1/2W x 43 1/2D x 41H
 204-55: 57W x 43 1/2D x 41H
 206-55: 58 1/2W x 43 1/2D x 41H



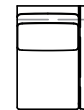
RAF Loveseat Recliner At Arm w/ Articulating Headrest

201-56: 55 1/2W x 43 1/2D x 41H
 202-56: 58 1/2W x 43 1/2D x 41H
 203-56: 55 1/2W x 43 1/2D x 41H
 204-56: 57W x 43 1/2D x 41H
 206-56: 58 1/2W x 43 1/2D x 41H



LAF Outside Arm Chair Full Recline w/ Articulating Headrest

201-17: 30 1/2W x 43 1/2D x 41H
 202-17: 33 1/2W x 43 1/2D x 41H
 203-17: 30 1/2W x 43 1/2D x 41H
 204-17: 32W x 43 1/2D x 41H
 206-17: 33 1/2W x 43 1/2D x 41H



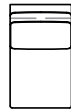
RAF Outside Arm Chair Full Recline w/ Articulating Headrest

201-18: 30 1/2W x 43 1/2D x 41H
 202-18: 33 1/2W x 43 1/2D x 41H
 203-18: 30 1/2W x 43 1/2D x 41H
 204-18: 32W x 43 1/2D x 41H
 206-18: 33 1/2W x 43 1/2D x 41H



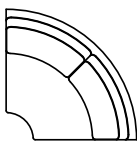
Armless Chair Full Recline w/ Articulating Headrest

201-33: 25W x 43 1/2D x 41H
 202-33: 25W x 43 1/2D x 41H
 203-33: 25W x 43 1/2D x 41H
 204-33: 25W x 43 1/2D x 41H
 206-33: 25W x 43 1/2D x 41H



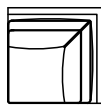
Armless Chair

201-37: 25W x 43 1/2D x 41H
 202-37: 25W x 43 1/2D x 41H
 203-37: 25W x 43 1/2D x 41H
 204-37: 25W x 43 1/2D x 41H
 206-37: 25W x 43 1/2D x 41H



Corner Wedge

201-67: 75W x 43 1/2D x 41H
 202-67: 75W x 43 1/2D x 41H
 203-67: 75W x 43 1/2D x 41H
 204-67: 75W x 43 1/2D x 41H
 206-67: 75W x 43 1/2D x 41H
 Wedge Wall Space: 49 1/2



True Corner

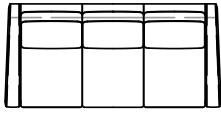
201-65: 43 1/2W x 43 1/2D x 41H
 202-65: 43 1/2W x 43 1/2D x 41H
 203-65: 43 1/2W x 43 1/2D x 41H
 204-65: 43 1/2W x 43 1/2D x 41H
 206-65: 43 1/2W x 43 1/2D x 41H



Straight Console with Back & Storage

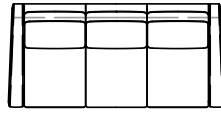
201-07: 14W x 43D x 37H
 202-07: 14W x 43D x 37H
 203-07: 14W x 43D x 37H
 204-07: 14W x 43D x 37H
 206-07: 14W x 43D x 37H

Motion - Standalone Items



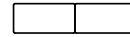
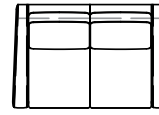
L and R Full Recline w/Articulating Headrest

201-97: 86W x 43 1/2D x 41H
 202-97: 92W x 43 1/2D x 41H
 203-97: 86W x 43 1/2D x 41H
 204-97: 89W x 43 1/2D x 41H
 206-97: 92W x 43 1/2D x 41H



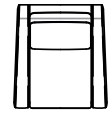
L and R Full Recline w/Articulating Headrest

201-90: 86W x 43 1/2D x 41H
 202-90: 92W x 43 1/2D x 41H
 203-90: 86W x 43 1/2D x 41H
 204-90: 89W x 43 1/2D x 41H
 206-90: 92W x 43 1/2D x 41H



Loveseat L and R Full Recline w/Articulating Headrest

201-70: 61W x 43 1/2D x 41H
 202-70: 67W x 43 1/2D x 41H
 203-70: 61W x 43 1/2D x 41H
 204-70: 64W x 43 1/2D x 41H
 206-70: 67W x 43 1/2D x 41H



Chair Full Recline w/Articulating Headrest

201-35: 36W x 43 1/2D x 41H
 202-35: 42W x 43 1/2D x 41H
 203-35: 36W x 43 1/2D x 41H
 204-35: 39W x 43 1/2D x 41H
 206-35: 42W x 43 1/2D x 41H

 = reclining position

Additional Options

In addition to choosing your cover, finish and nailhead. Luxe for Living also allows you to choose the your power option, back style, leg and stitch treatments.



Welt



Double-Needle



Turned



Tapered



One-Piece Back



Two-Piece Back
 Add -2 to the end of style number



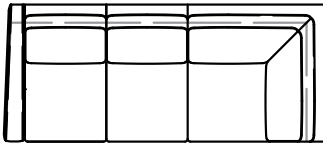
STANDARD POWER BUTTON OPTION: Using the touch-buttons located in the inside arm of your luxury motion furniture, you can easily adjust the footrest and headrest.



LUMBAR POWER BUTTON OPTION: On the lumbar power button option, you can easily adjust the footrest, headrest and lumbar support. Available with an upcharge.

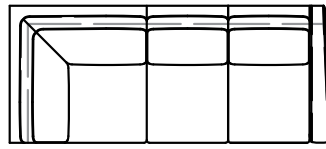
Seating Configuration Options

Stationary - Sectional Items



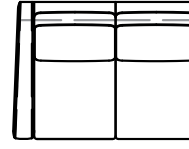
**LAF Corner Return Sofa
8-Way Tie**

201-93: 98W x 43 1/2D x 41H
 202-93: 101W x 43 1/2D x 41H
 203-93: 98W x 43 1/2D x 41H
 204-93: 99W x 43 1/2D x 41H
 206-93: 101W x 43 1/2D x 41H



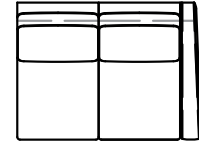
**RAF Corner Return Sofa
8-Way Tie**

201-94: 98W x 43 1/2D x 41H
 202-94: 101W x 43 1/2D x 41H
 203-94: 98W x 43 1/2D x 41H
 204-94: 99W x 43 1/2D x 41H
 206-94: 101W x 43 1/2D x 41H



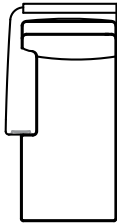
**LAF Stationary
Loveseat 8-Way Tie**

201-57: 55 1/2W x 43 1/2D x 41H
 202-57: 58 1/2W x 43 1/2D x 41H
 203-57: 55 1/2W x 43 1/2D x 41H
 204-57: 57W x 43 1/2D x 41H
 206-57: 58 1/2W x 43 1/2D x 41H



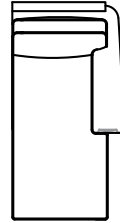
**RAF Stationary
Loveseat 8-Way Tie**

201-58: 55 1/2W x 43 1/2D x 41H
 202-58: 58 1/2W x 43 1/2D x 41H
 203-58: 55 1/2W x 43 1/2D x 41H
 204-58: 57W x 43 1/2D x 41H
 206-58: 58 1/2W x 43 1/2D x 41H



**LAF Stationary Chaise
8-Way Hand Tie**

201-41: 31W x 72D x 41H
 202-41: 34 1/2W x 72D x 41H
 203-41: 31W x 72D x 41H
 204-41: 32W x 72D x 41H
 206-41: 34 1/2W x 72D x 41H



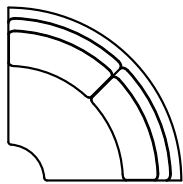
**RAF Stationary Chaise
8-Way Hand Tie**

201-42: 31W x 72D x 41H
 202-42: 34 1/2W x 72D x 41H
 203-42: 31W x 72D x 41H
 204-42: 32W x 72D x 41H
 206-42: 34 1/2W x 72D x 41H



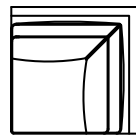
Armless Chair

201-38: 25W x 43 1/2D x 41H
 202-38: 25W x 43 1/2D x 41H
 203-38: 25W x 43 1/2D x 41H
 204-38: 25W x 43 1/2D x 41H
 206-38: 25W x 43 1/2D x 41H



Corner Wedge 8-Way Tie

201-68: 75W x 43 1/2D x 41H
 202-68: 75W x 43 1/2D x 41H
 203-68: 75W x 43 1/2D x 41H
 204-68: 75W x 43 1/2D x 41H
 206-68: 75W x 43 1/2D x 41H
 Wedge Wall Space: 49 1/2



**True Corner
8-Way Hand Tie**

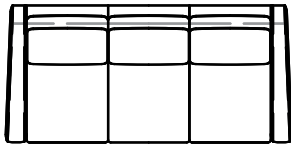
201-66: 43 1/2W x 43 1/2D x 41H
 202-66: 43 1/2W x 43 1/2D x 41H
 203-66: 43 1/2W x 43 1/2D x 41H
 204-66: 43 1/2W x 43 1/2D x 41H
 206-66: 43 1/2W x 43 1/2D x 41H



**Straight Console with
Back & Storage**

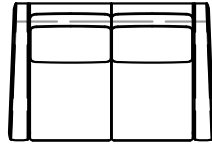
201-07: 14W x 43D x 37H
 202-07: 14W x 43D x 37H
 203-07: 14W x 43D x 37H
 204-07: 14W x 43D x 37H
 206-07: 14W x 43D x 37H

Stationary - Standalone Items




Stationary Sofa
8-Way Tie

201-95: 86W x 43 1/2D x 41H
202-95: 92W x 43 1/2D x 41H
203-95: 86W x 43 1/2D x 41H
204-95: 89W x 43 1/2D x 41H
206-95: 92W x 43 1/2D x 41H




Stationary Loveseat
8-Way Tie

201-75: 61W x 43 1/2D x 41H
202-75: 67W x 43 1/2D x 41H
203-75: 67W x 43 1/2D x 41H
204-75: 64W x 43 1/2D x 41H
206-75: 67W x 43 1/2D x 41H




Stationary Chair
8-Way Tie

201-25: 36W x 43 1/2D x 41H
202-25: 42W x 43 1/2D x 41H
203-25: 36W x 43 1/2D x 41H
204-25: 39W x 43 1/2D x 41H
206-25: 42W x 43 1/2D x 41H



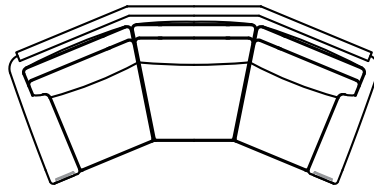
Ottoman

201-OT: 28W x 20 1/2D x 18 1/2H
202-OT: 28W x 20 1/2D x 18 1/2H
203-OT: 28W x 20 1/2D x 18 1/2H
204-OT: 28W x 20 1/2D x 18 1/2H
206-OT: 28W x 20 1/2D x 18 1/2H



Swivel Chair
8-Way Tie

201-25SW: 33W x 40 1/2D x 40H
202-25SW: 39W x 40 1/2D x 40H
203-25SW: 33W x 40 1/2D x 40H
204-25SW: 36W x 40 1/2D x 40H
206-25SW: 39W x 40 1/2D x 40H



Stationary Angled Sofa
8-Way Tie

201-99: 113W x 54 1/2D x 41H
202-99: 113W x 54 1/2D x 41H
203-99: 113W x 54 1/2D x 41H
204-99: 113W x 54 1/2D x 41H
206-99: 113W x 54 1/2D x 41H

Additional Options

In addition to choosing your cover, finish and nailhead. Luxe for Living also allows you to choose the your power option, back style, leg and stitch treatments.



Welt



Double-Needle



Turned



Tapered



One-Piece Back



Two-Piece Back
Add -2 to the end of style number



STANDARD POWER BUTTON OPTION: Using the touch-buttons located in the inside arm of your luxury motion furniture, you can easily adjust the footrest and headrest.



LUMBAR POWER BUTTON OPTION: On the lumbar power button option, you can easily adjust the footrest, headrest and lumbar support. Available with an upcharge.

Luxury Motion Seating Program – Power Footrest

Luxury Motion....Your Way

To create your own Motion Sofa or Sectional....choose the following options....

- One of our style designs featured below
- Your Cover
- Your Finish: Choose from one of our Premium Wood Finishes
- Your Nail Head Trim: Choose from one of our Nail Head Finishes

All pieces in the program are designed with the same engineered hardwood frame construction, featuring a sinuous wire spring system. The standard seat cushion is Spring-Down that provides optimum seating comfort and lasting quality. Each piece features semi-attached back pillows. All of the styles are available in leather, leather & fabric combination, or all fabric.

Style 916 – Newman Series: Casual Pub back style with a teardrop roll arm
(Available with nail head trim)

Style 920 – Whitaker Series: Casual, traditional style with a pleated panel arm
(Available with nail head trim)

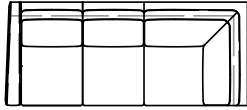
All styles offer multiple configurations. Line drawings and dimensions of the various pieces that are available in the collection are shown on the next 2 pages. The full range of components allow for a wide variety of configurations, thus providing the ability to fit in almost any scale of room.

***** Important Information for configuring your selection *****

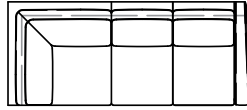
Reclining SKUs can connect to other reclining SKUs, however due to the additional frame panel this will create a $\frac{3}{4}$ " gap on the back of the frame if the configuration is designed to connect them. Motion seats are not designed to connect exactly to other motion seats. Please make sure when designing your configuration selection that you keep this in mind:

For example: Use the (-70) Double Reclining Loveseat SKU versus trying to connect a (-17) LAF recliner with a (-18) RAF recliner when configuring a dual-seat motion loveseat.

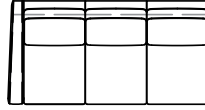
Seating Configuration Options



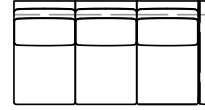
LAF Corner Return Sofa
Recline at Arm
 916-73: 95W x 41D x 40H
 920-73: 94W x 41D x 40H



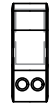
RAF Corner Return Sofa
Recline at Arm
 916-74: 95W x 41D x 40H
 920-74: 94W x 41D x 40H



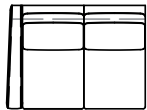
LAF One Arm Sofa
Recline at Arm
 916-61: 79 1/2W x 41D x 40H
 920-61: 78 1/2W x 41D x 40H



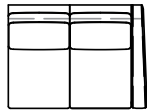
RAF One Arm Sofa
Recline at Arm
 916-62: 79 1/2W x 41D x 40H
 920-62: 78 1/2W x 41D x 40H



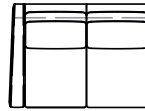
Straight Console
w/Back with Storage
 916-07: 14W x 39D x 39 3/5H
 920-07: 14W x 39D x 39 3/5H



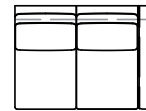
LAF Loveseat
Recline at Arm
 916-55: 56W x 41D x 40H
 920-55: 55W x 41D x 40H



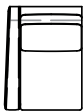
RAF Loveseat
Recline at Arm
 916-56: 56W x 41D x 40H
 920-56: 55W x 41D x 40H



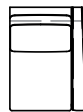
LAF Stationary Loveseat
 916-57: 56W x 41D x 40H
 920-57: 55W x 41D x 40H



RAF Stationary Loveseat
 916-58: 56W x 41D x 40H
 920-58: 55W x 41D x 40H



LAF Outside Arm
Full Recline
 916-17: 32 1/2W x 41D x 40H
 920-17: 31 1/2W x 41D x 40H



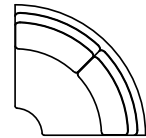
RAF Outside Arm
Full Recline
 916-18: 32 1/2W x 41D x 40H
 920-18: 31 1/2W x 41D x 40H



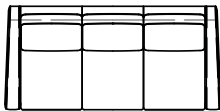
Armless Stationary Chair
 916-38: 23 1/2W x 41D x 40H
 920-38: 23 1/2W x 41D x 40H



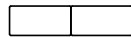
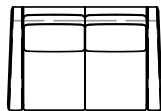
Armless Chair
Full Recline
 916-33: 23 1/2W x 41D x 40H
 920-33: 23 1/2W x 41D x 40H



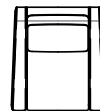
Corner Wedge
 916-68: 70W x 41D x 40H
 920-68: 70W x 41D x 40H
 Wedge Wall Space: 49 1/2



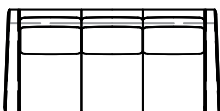
Sofa - Full Recline at Both Arms
 916-90: 88W x 41D x 40H
 920-90: 86W x 41D x 40H



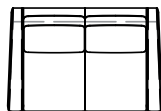
Loveseat - Full Recline at Both Arms
 916-70: 67W x 41D x 40H
 920-70: 59W x 41D x 40H



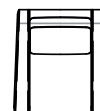
Chair - Full Recline
 916-35: 38W x 41D x 40H
 920-35: 36W x 41D x 40H



Stationary Sofa
 916-95: 88W x 41D x 40H
 920-95: 86W x 41D x 40H




Stationary Loveseat
 916-75: 65W x 41D x 40H
 920-75: 64W x 41D x 40H



Stationary Chair
 916-25: 38W x 41D x 40H
 920-25: 36W x 41D x 40H



Ottoman
 916-OT: 27W x 19D x 18H
 920-OT: 27W x 19D x 18H

 = reclining position

Luxury Motion Seating Program – Power Footrest & Headrest

Luxury Motion with Power Headrests.... Your Way

To create your own Motion Sofa or Sectional.... choose the following options....

- One of our style designs featured below
- Your Cover
- Your Finish: Choose from one of our Premium Wood Finishes
- Your Nail Head Trim: Choose from one of our Nail Head Finishes

All pieces in the program are designed with the same engineered hardwood frame construction, featuring a sinuous wire spring system. The standard seat cushion is Spring-Down that provides optimum seating comfort and lasting quality. Each piece features semi-attached back pillows. All of the styles are available in leather, leather & fabric combination, or all fabric.

Style 960 – Imagine Series: Transitional two-piece back style with an extended arm panel (Available with nail head trim)

Style 962 – Discovery Series: Traditional pub back style with a roll arm (Available with nail head trim)

Style 968 – Nicoletta Series: Transitional Track Arm (Standard with Nail head trim, No nail version also available)

Style 969 – Raven Series: Casual Pub back style with a teardrop roll arm (Standard with nail head trim, No nail version also available)

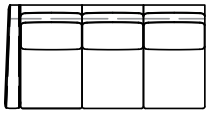
All styles offer multiple configurations. Line drawings and dimensions of the various pieces that are available in the collection are shown on the next page. The full range of components allow for a wide variety of configurations, thus providing the ability to fit in almost any scale of room.

***** Important Information for configuring your selection *****

Reclining SKUs can connect to other reclining SKUs; however, motion items have an additional frame panel which would create a ¾" gap on the back of the frame if the configuration is designed to connect them. Motion seats are not designed to connect precisely to other motion seats. Please make sure you do not place an armless recliner (-33) next to a true corner (-66). Please make sure when designing your configuration selection that you keep this in mind:

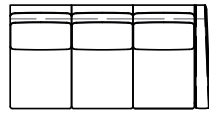
For example: Use the (-70) Double Reclining Loveseat SKU versus trying to connect a (-17) LAF recliner with a (-18) RAF recliner when configuring a dual-seat motion loveseat.

Seating Configuration Options



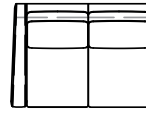
LAF Corner Sofa at Arm w/Power Headrest

960-61: 79W x 41 1/2D x 42H
 962-61: 79W x 41D x 42H
 968-61: 77 1/2W x 42 1/2D x 42 1/2H
 969-61: 80 1/2W x 42 1/2D x 42 1/2H



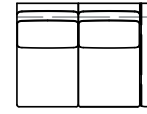
RAF Corner Sofa at Arm w/Power Headrest

960-62: 79W x 41 1/2D x 42H
 962-62: 79W x 41D x 42H
 968-62: 77 1/2W x 42 1/2D x 42 1/2H
 969-62: 80 1/2W x 42 1/2D x 42 1/2H



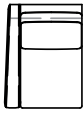
LAF Loveseat Recline at Arm w/Power Headrest

960-55: 56W x 41 1/2D x 42H
 962-55: 56W x 41D x 42H
 968-55: 54 1/2W x 41D x 42 1/2H
 969-55: 56 1/2W x 42 1/2D x 42 1/2H



RAF Loveseat Recline at Arm w/Power Headrest

960-56: 56W x 41 1/2D x 42H
 962-56: 56W x 41D x 42H
 968-56: 54 1/2W x 41D x 42 1/2H
 969-56: 56 1/2W x 42 1/2D x 42 1/2H



LAF Outside Arm Chair Full Recline w/Power Headrest

960-17: 28 1/2W x 41D x 42H
 962-17: 28 1/2W x 41D x 42H
 968-17: 29 1/2W x 42 1/2D x 42 1/2H
 969-17: 32 1/2W x 42 1/2D x 42 1/2H



RAF Outside Arm Chair Full Recline w/Power Headrest

960-18: 28 1/2W x 41D x 42H
 962-18: 28 1/2W x 41D x 42H
 968-18: 29 1/2W x 42 1/2D x 42 1/2H
 969-18: 32 1/2W x 42 1/2D x 42 1/2H



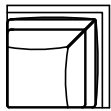
Armless Chair

960-38: 24W x 41D x 42H
 962-38: 24W x 41D x 42H
 968-38: 24W x 42 1/2D x 42 1/2H
 969-38: 24W x 42 1/2D x 42 1/2H



Armless Chair Full Recline

960-33: 24W x 41D x 42H
 962-33: 24W x 41D x 42H
 968-33: 24W x 42 1/2D x 42 1/2H
 969-33: 24W x 42 1/2D x 42 1/2H



True Corner

960-66: 41W x 41D x 42H
 962-66: 41W x 41D x 42H
 968-66: 42 1/2W x 42 1/2D x 42 1/2H
 969-66: 42 1/2W x 42 1/2D x 42 1/2H



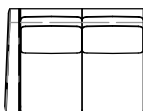
Straight Console w/Back

960-09: 14W x 41D x 39H
 962-09: 14W x 41D x 39H
 968-09: 14W x 42 1/2D x 39H
 969-09: 14W x 42 1/2D x 39H



Straight Console w/Back & Storage

960-07: 14W x 41D x 39H
 962-07: 14W x 41D x 39H
 968-07: 14W x 42 1/2D x 39H
 969-07: 14W x 42 1/2D x 39H



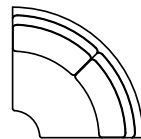
Stationary LAF Loveseat

960-57: 56W x 41 1/2D x 42H
 962-57: 56W x 41D x 42H
 968-57: 54 1/2W x 41D x 42 1/2H
 969-57: 56 1/2W x 42 1/2D x 42 1/2H



Stationary RAF Loveseat

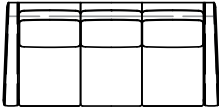
960-58: 56W x 41 1/2D x 42H
 962-58: 56W x 41D x 42H
 968-58: 54 1/2W x 41D x 42 1/2H
 969-58: 56 1/2W x 42 1/2D x 42 1/2H



Corner Wedge

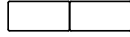
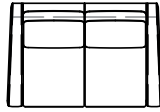
960-68: 72W x 41 1/2D x 42H
 962-68: 72W x 41D x 42H
 968-68: 73W x 45D x 42 1/2H
 969-68: 72W x 42 1/2D x 42 1/2H

Seating Configuration Options (continued)



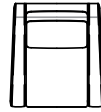
Sofa - Recline at Both Arms w/Power Headrest

960-90: 86 1/2W x 41 1/2D x 42H
 962-90: 87W x 41D x 42H
 968-90: 82W x 42 1/2D x 42 1/2H
 969-90: 88W x 42 1/2D x 42 1/2H



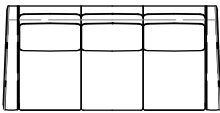
Loveseat - Recline at Both Arms w/Power Headrest

960-70: 64 1/2W x 41 1/2D x 42H
 962-70: 65W x 41D x 42H
 968-70: 59W x 42 1/2D x 42 1/2H
 969-70: 65W x 42 1/2D x 42 1/2H



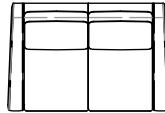
Chair - Full Recline w/Power Headrest

960-35: 40W x 41 1/2D x 42H
 962-35: 40W x 41D x 42H
 968-35: 34W x 42 1/2D x 42 1/2H
 969-35: 41W x 42 1/2D x 42 1/2H



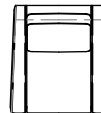
Stationary Sofa

960-95: 86 1/2W x 41 1/2D x 42H
 962-95: 87W x 41D x 42H
 968-95: 82W x 42 1/2D x 42 1/2H
 969-95: 88W x 42 1/2D x 42 1/2H



Stationary Loveseat

960-75: 64 1/2W x 41 1/2D x 42H
 962-75: 65W x 41D x 42H
 968-75: 59W x 42 1/2D x 42 1/2H
 969-75: 65W x 42 1/2D x 42 1/2H



Stationary Chair

960-25: 40W x 41 1/2D x 42H
 962-25: 40W x 41D x 42H
 968-25: 34W x 42 1/2D x 42 1/2H
 969-25: 41W x 42 1/2D x 42 1/2H



Ottoman

960-OT: 27W x 19D x 17 1/2H
 962-OT: 27W x 19D x 17 1/2H
 968-OT: 27W x 19D x 17 1/2H
 969-OT: 27W x 19D x 17 1/2H



STANDARD POWER BUTTON OPTION: Using the touch-buttons located in the inside arm of your luxury motion furniture, you can easily adjust the footrest and headrest.



LUMBAR POWER BUTTON OPTION: On the lumbar power button option, you can easily adjust the footrest, headrest and lumbar support. Available with an upcharge.

 = reclining position

Sectional Seating by Design

Sectional Seating by Design allows you to choose:

- Your Configuration
- Your Arm
- Nail Head Trim
- Turned Leg (Bun Foot) or a Tapered Leg
- Your Finish
- Double-Needle or Welt

**** Armless and one-armed pieces are not “finished” on the side where there is not an arm. Can be done for an upcharge. See page 9 for upcharge****

All pieces in the program are designed with the same engineered hardwood frame construction, featuring a bench-made eight-way hand-tied spring system. The seating consists of a blend-down cushion that provides optimum seating comfort. Each piece features loose back cushions that are firmly secured with Velcro. This allows the backs to be removed and fluffed for continued comfort and appeal. All of the styles are available in leather, leather & fabric combination, or all fabric.

Style 220, 3220 – WARNER Series: Scooped Panel Arm with Nail Head Trim

Style 221, 3221 – STERLING Series: Bombay Arm with Nail Head Trim

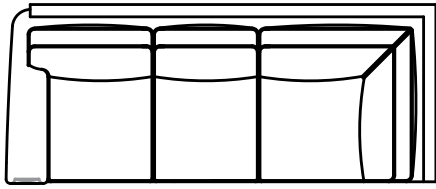
Style 223, 3223 – HANLEY Series: Track Arm (Nail Head Trim UNAVAILABLE)

Style 229, 3229 – RANDLEMAN Series: Shaped Pad Arm with Nail Head Trim

All styles offer multiple configurations. Line drawings and dimensions of the various pieces available in the collection are shown on the next page. The full range of components allow for a wide variety of configurations, thus providing the ability to fit in almost any scale of room. In addition, each style has 2 size sofas, matching chair and ottoman, as well as a correlating recliner.

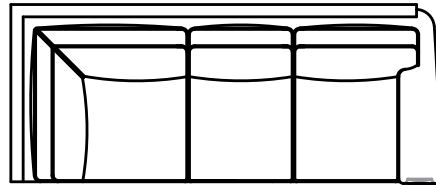
Seating Configuration Options

Sectional Items



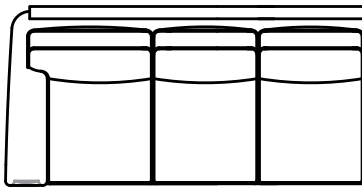
LAF Corner Return Sofa

220-93: 97W x 40D x 37H
 221-93: 97W x 40D x 37H
 223-93: 95W x 40D x 37H
 229-93: 94 1/2W x 40D x 37H



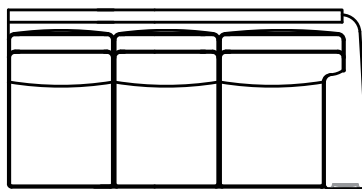
RAF Corner Return Sofa

220-94: 97W x 40D x 37H
 221-94: 97W x 40D x 37H
 223-94: 95W x 40D x 37H
 229-94: 94 1/2W x 40D x 37H



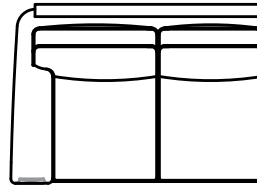
LAF Sofa

220-83: 82W x 40D x 37H
 221-83: 82W x 40D x 37H
 223-83: 80W x 40D x 37H
 229-83: 79W x 40D x 37H



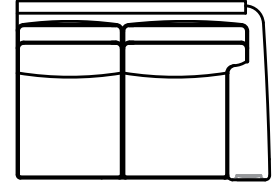
RAF Sofa

220-84: 82W x 40D x 37H
 221-84: 82W x 40D x 37H
 223-84: 80W x 40D x 37H
 229-84: 79W x 40D x 37H



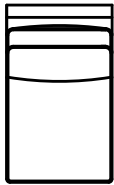
LAF Loveseat

220-57: 58W x 40D x 37H
 221-57: 58W x 40D x 37H
 223-57: 56W x 40D x 37H
 229-57: 55W x 40D x 37H



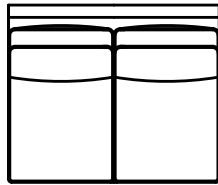
RAF Loveseat

220-58: 58W x 40D x 37H
 221-58: 58W x 40D x 37H
 223-58: 56W x 40D x 37H
 229-58: 55W x 40D x 37H



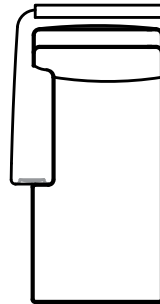
Armless Chair

220-38: 24W x 40D x 37H
 221-38: 24W x 40D x 37H
 223-38: 24W x 40D x 37H
 229-38: 24W x 40D x 37H



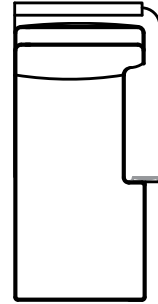
Armless Loveseat

220-78: 48W x 40D x 37H
 221-78: 48W x 40D x 37H
 223-78: 48W x 40D x 37H
 229-78: 48W x 40D x 37H



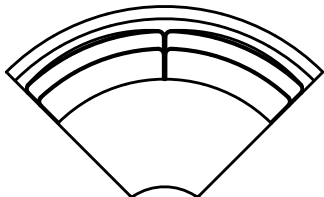
LAF Chaise

220-41: 35W x 67D x 37H
 221-41: 35W x 67D x 37H
 223-41: 33W x 67D x 37H
 229-41: 32W x 67D x 37H



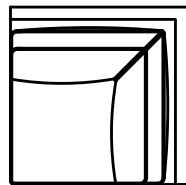
RAF Chaise

220-42: 35W x 67D x 37H
 221-42: 35W x 67D x 37H
 223-42: 33W x 67D x 37H
 229-42: 32W x 67D x 37H



Corner Wedge

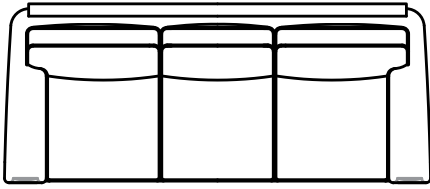
220-68: 71W x 42 1/2D x 37H
 221-68: 71W x 42 1/2D x 37H
 223-68: 71W x 42D x 37H
 229-68: 72W x 42 1/2D x 37H



True Corner Wedge

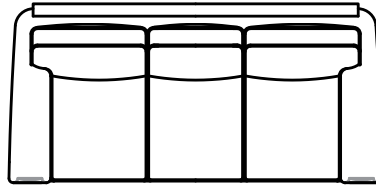
220-66: 40W x 40D x 37H
 221-66: 40W x 40D x 37H
 223-66: 40W x 40D x 37H
 229-66: 40W x 40D x 37H

Standalone Items



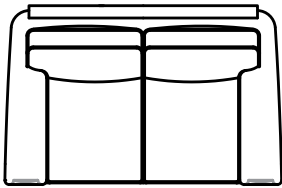
Large Sofa

220-96: 95W x 40D x 37H
 221-96: 95W x 40D x 37H
 223-96: 93W x 40D x 37H
 229-96: 87W x 40D x 37H



Sofa

220-95: 84W x 40D x 37H
 221-95: 83W x 40D x 37H
 223-95: 81W x 40D x 37H
 229-95: 77W x 40D x 37H



Loveseat

220-75: 63W x 40D x 37H
 221-75: 63W x 40D x 37H
 223-75: 59W x 40D x 37H
 229-75: 57W x 40D x 37H



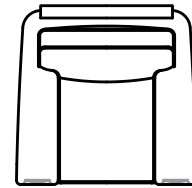
Chair

220-25: 41W x 40D x 37H
 221-25: 41W x 40D x 37H
 223-25: 37W x 40D x 37H
 229-25: 35W x 40D x 37H



Ottoman

220-OT: 25 3/4W x 19 3/4D x 17H
 221-OT: 25 3/4W x 19 3/4D x 17H
 223-OT: 25 3/4W x 19 3/4D x 17H
 229-OT: 25 3/4W x 19 3/4D x 17H



Recliner

3220: 36W x 39D x 40 1/2H
 3221: 38W x 38D x 40 1/2H
 3223: 33W x 38D x 40 1/2H
 3229: 31W x 38D x 41H

Additional Options

In addition to choosing your cover, finish and nailhead. Sectional Seating by Design also allows you to choose the leg of your choice as well as the welt or stitch that you prefer.



Turned



Tapered




Double-
Needle



Welt

Fabric/Leather Collage Recliner Format & Pricing



1. Choose your Recliner
2. Choose the leather as the Primary Cover Selection
3. Choose any fabric for the Inside areas (ex. Seat Cushion, Inside Back) as contrasting cover locations
4. Choose any Grade 1 - 3 Outside Fabric (if contrasting outside parts are applicable)

Collage Pricing following the above format = 10% off of Graded leather chosen in #2

(If a Grade IV - VI Fabric is chosen for Outside (#4) - the all leather price applies based on leather selection in #2)

***** Please note: Fabric/Leather Placement remains the same on each style regardless of the fabric leather choice. If placement is changed in any way, please refer to the all leather pricing for that style. *****

Fabric/Leather Collage Sofa Format & Pricing



1. Choose any sofa
2. Primary Cover = Leather of choice
3. Inside Contrasting Parts = (Seat cushion, inside back etc.) = Fabric of choice
4. Outside Contrasting Parts = Any Grade 1 - 3 Fabric

Collage pricing using above format = 10% off of Graded leather choice (#2)

***** Any deviation from above format results in all leather pricing *****

LEATHER DESCRIPTIONS

901200 Outsider (Finished)

Outsider has a smooth, tight grain texture. Its unique tannage provides a luxurious drape and suppleness of hand highlighted by a new kela design effect. A light clear coat application to the surface enhances the endurance of this lightly protected leather. It is not always possible to assure the consistency of coloration or grain structure.

906700 Empyrean (Finished)

Empyrean offers a soft, smooth, consistent grain along with a fresh, modern color palette. Empyrean is embossed with a tight grain and has a machine applied two-tone effect. This stylish leather will offer the consumer consistency, a stain and wearability story as well as a silky hand leading to the appeal of many people. It is not always possible to assure the consistency of coloration or grain structure.

907200 Dorado (Finished)

Dorado is a natural, top grain leather that has been fully aniline dyed. Every hide goes through a light buffing process to clean the surface from every small imperfection and prepare them to receive a light coat of pigment colors. A fine print is then applied to help every hide develop into the dry drum a beautiful uniform natural grain. The unique two-tone aniline kela effect gives this leather its distinctive look and character. Shade and grain variations are still possible in this type of leather.

910400 Corinthian (Finished)

Corinthian is a natural, top-grain leather that combines a super-soft touch with a beautiful transparent finishing technique designed to highlight the article's natural characteristics. Each hide is meticulously dyed to create a two-toned effect that produces subtle contrasts throughout each piece upholstered in the leather. Durable enough to perform for today's energetic families, yet soft and supple enough to impress even the most discriminating leather enthusiast, Corinthian offers the best of both worlds. It is not always possible to assure the consistency of coloration or grain structure.

911000 Aspen (Finished)

Aspen features a very soft hand, almost talc-like, along with a smooth, tight grain. Aspen is drapeable and versatile for any leather application. Aspen offers a cleanability story and is a proven winner for family rooms and high traffic areas. Shade and grain variations are still possible in this type of leather.

912500 / 984800 Timberland (Finished)

Timberland is a natural, top-grain leather that combines a super-soft touch with a beautiful transparent finishing technique designed to highlight the article's natural characteristics. Each hide is meticulously dyed

to create a two-toned effect that produces subtle contrasts throughout each chair upholstered in the leather. Durable enough to perform for today's energetic families, yet soft and supple enough to impress even the most discriminating leather enthusiast, Timberland offers the best of both worlds. Even with the truest of finished leathers, it is not always possible to assure the consistency of coloration or grain structure.

913800 Revolution (Finished)

Revolution is a super, silky-soft, finished leather with a fashion-forward color palette making it perfect for any leather application. Even with the truest of finished leathers, it is not always possible to assure the consistency of coloration or grain structure.

914600 Saloon (Finished)

Saloon was designed with a gentle, matte finish and a waxy, crackled effect in combination with a patented topcoat making this a finished leather. Saloon was also designed to resist scratching and to have minimal color variation. All of these characteristics combined make Saloon the perfect choice for any leather application. Shade and grain variations are possible in this type of leather.

915300 Milestone (Finished)

Milestone features a very soft hand along with a smooth, tight grain. Milestone is drapeable and versatile for any leather application. As with all finished leathers, it is not always possible to assure the consistency of coloration or grain structure.

915700 Southern Comfort (Aniline)

Southern Comfort is a rough, rugged aniline leather that brings a "mountain lodge" feel to a leather that can be used on any furniture application. Color and grain will vary as this leather is a unique beauty. Do not expect this leather to be uniform in color as highs and lows occur within each hide. All variations shall be considered a testament to the natural beauty of this leather. Natural markings will be prevalent in most hides and should also be considered a testament to the natural nature of leather. These markings should be appreciated and accepted.

917200 Applause (Finished)

Applause is a fully protected leather with a hand-wiped look, the perfect choice for trying to balance a vintage appearance with high wear results. It is not always possible to assure the consistency of coloration or grain structure.

918700 Winchester (Aniline)

DO NOT EXPECT THIS LEATHER TO BE UNIFORM IN COLOR OR GRAIN STRUCTURE. Winchester is distressed with waxes and oils, milled and

LEATHER DESCRIPTIONS

then polished to create a rich, rustic elegance with a soft, velvety surface touch that highlights the natural aspects of the leather. Natural markings will be highlighted in this leather and should be expected and appreciated.

919600 Cambridge (Aniline)

Crafted from full-grain buffalo hides, Cambridge features a striking pull-up and authentically aged aesthetic that immediately draws you in. The rich, rustic elegance of Cambridge will certainly vary in coloration and grain structure as will highlight all of the natural markings found within each hide. Natural markings should be appreciated and accepted as part of the natural nature inherent to leather.

920300 Dreaming (Finished)

Dreaming is a clean & crisp, glove-soft, finished leather that is simply perfect for any lifestyle or leather application. Dreaming is for the leather enthusiast seeking the romantic touch of an aniline leather that comes along with a protection story. It is not always possible to assure the consistency of coloration or grain structure.

920600 / 980014 / 983400 Vallentino (Finished)

Vallentino is a protected leather that features a beautifully balanced two-toned effect. Its see-through effect and smooth, spongy hand make Vallentino the most sought after finished leather. As with all leathers, it is not always possible to assure consistency of coloration or grain structure.

920900 Tapestry (Aniline)

Tapestry is a full-grain, hand-antiqued leather that is hand stained with a single aniline dye color to create a tone-on-tone effect and then further topped with a matte clear coat. The beauty of this leather is the unique colorations that stem from the hand-craftsmanship of the hand-staining process along with the varied grain structures of the full-grain hides. The hand-stained process will highlight all of the natural markings in this leather which should be appreciated and accepted. This leather is for the complete leather enthusiast that understands the uniquely stained hides and varied grain structures of a full-grain leather.

921100 Triomphe (Finished)

Triomphe is a natural, top-grain leather that combines a super-soft touch and subtle two-toned effect durable enough for today's energetic families, yet supple enough to impress even the most discriminating leather enthusiast. It is not always possible to assure the consistency of coloration or grain structure.

921500 Rio (Aniline-Plus)

Rio has a soft aniline, two-toned effect sprayed over the base coat to give the leather a natural, antiqued look. With an extremely soft hand and deep saturation

of color, this leather is perfect for any upholstery application and for any room in the house.

921600 Dominion (Aniline)

Dominion's striking pull-up effect exudes a rugged elegance with a soft, luxurious hand that tailors beautifully on any frame. This natural leather will showcase any and all natural markings and as with any pull-up, shade and grain variations are to be expected and appreciated.

921700 Prairie (Aniline)

Prairie is a "one-of-a-kind" article where crusts are brought into the US and individually hand-wiped to create a beautiful, unique look. Prairie colorations and grain structure will vary within each hide and from hide to hide. As each hide is hand-crafted, natural markings will highlight the inherent beauty of the life of the animal.

Please do not expect that any 2 hides will match as this leather is to be viewed as an artists canvas unique to each masterpiece.

921900 Rogue (Aniline-Plus)

Rogue, with a subtle two-toned effect and a micro-pebble grain, is a hearty aniline plus leather with an incredibly soft, smooth hand.

922000 / 980013 Aline (Aniline-Plus)

Aline is a beautiful semi-aniline leather with a slight two-toned effect and a soft, talc-like hand. Aline is versatile and will complement any frame style with its ability to drape well.

922100 / 980015 Anilina (Aniline-Plus)

Anilina is a gorgeous semi-aniline leather with a more pronounced two-toned effect. The highs and lows of this article accentuate the grain pattern finished off with a slight sheen coat. The color saturation makes Anilina the perfect choice for any application.

922400 Belmont (Aniline)

Belmont is a beautiful aniline leather with rich color hues that accentuate the oil infusion of the leather. With a soft hand and drapeable aesthetic, Belmont is sure to win over the leather enthusiast. Consistency of coloration will vary in this leather and should be expected and appreciated. As with any aniline leather, natural markings should be appreciated and accepted.

922900 / 980009 Alpine (Finished)

Alpine is a finished leather with a slight cloudy effect created by a subtle two-toned effect. Alpine is soft and perfect for any leather application as it has a protective finish coating. 980009: This leather arrives already pre-cut and sewn to certain styles. Please refer to the Married Cover grid in the price list for specific style information.

923400 Colorado (Aniline)

LEATHER DESCRIPTIONS

Colorado is a full-aniline leather that offers a slightly matte finish. Colorado is a very rustic, casual aniline that is perfect for any frame style. Shade and grain variations in this leather only highlight the inherent beauty found in an aniline leather. This makes each piece unique. As with any natural leather, all natural markings will be prevalent and should be appreciated and accepted.

923600 Love it all, Use it all (Aniline)

DO NOT EXPECT THIS LEATHER TO BE UNIFORM IN COLOR. Love it all, Use it all is a light-weight, hand-stained full-aniline leather with a drapery hand and authentically weathered aesthetic that highlights all natural features of each hide. The beauty of this leather is the inconsistent highlights of the hand-staining and natural markings. Please be aware that there is no guarantee that all sections of your furniture will match let alone two pieces ordered together due to the complete uniqueness of this leather. The purpose of this leather was to save hides from being taken to the landfill. Love it all, Use it all is the most unique leather in our line and anyone that owns a piece of furniture in this leather should be proud to own a "one of a kind". The name says it all.....no apologies necessary for such a beautiful, natural, organic look. Natural markings are part of the inherent beauty of leather and should be appreciated and accepted.

924000 Levante (Aniline)

Levante is a luxuriously soft leather created by applying a slight top coat to the visual velvety tracking effect to emulate the look of a nubuck. This makes Levante the best of both worlds.....looks like a nubuck yet topped with a slight sealant coat to help guard against stains and spills. Levante is still considered a full aniline leather so it is not always possible to assure the consistency of coloration and grain structure and natural markings will be prevalent. Natural markings should be appreciated and accepted.

924400 Cheyenne (Aniline)

Cheyenne is a gorgeous, plump aniline leather that is highlighted by its rich burst of color as the hides are stretched over tightly upholstered areas on the frame. Expect highs and lows, along with dark and light areas, as this leather is enriched by oils as a distinct feature of this leather. Combine this with prevalent natural markings and Cheyenne becomes the most desired choice of a natural leather connoisseur.

924600 Fellini (Finished)

Fellini is a super-soft finished leather with a subtle two-toned effect that offers a protection story. This leather is perfect for a heavy traffic area, pets, and a family room environment. It is not always possible to assure the consistency of coloration and grain structure.

925000 Shelter (Aniline)

Shelter is a luxurious, butter-soft aniline leather that is perfect for any leather enthusiast. This leather is absolutely gorgeous and will complement any style of furniture selected. It is not always possible to assure the consistency of coloration as well as grain structure and order placement indicates the acceptance of these aniline leather characteristics along with prevalent natural markings.

925100 Silene (Aniline-Plus)

Silene combines a super-soft touch with a subtle two-toned effect durable enough for energetic families. Slightly thicker-weight leather, Silene provides a soft hand with a slight protection story. This leather is perfect for today's energetic families as long as it is cared for properly.

925400 Savannah (Aniline)

Savannah, an incredibly soft, full-bodied aniline leather, has a subtle yet stunning pull-up effect created from an oil/wax combination that further enhances its overall aesthetic, offering additional character and dimension. As with any full aniline leather, color, grain variations and natural markings are to be expected and appreciated.

925700 Henry (Aniline-Plus)

Henry is a beautifully, hand-stained, thicker-weight aniline-plus leather with a buttery soft touch. Due to the hand-staining effected combined with the thicker shave weight, each hide will be unique in coloration as well as grain structure. Accepting these variations means you appreciate Henry's unique beauty and supports the leather enthusiast in you.

925800 Maestro (Aniline-Plus)

Maestro is an aniline-plus leather meant to resemble a waxy, aniline leather. Maestro has a scratch-resistance surface coating that also helps protect against spills. The hand of Maestro is soft and smooth and talc-like. Maestro's light coloration is a beautiful addition to any room in the house.

925900 / 980016 Paradise (Finished)

Paradise is a fully finished leather with a soft, silky touch. Paradise would be ideal for any furniture application. Paradise should be considered when needing a family friendly leather where you don't have to sacrifice a nice leather feel.

926100 Quo Vadis (Aniline)

Quo Vadis, a robust, lush leather, is wax-infused for a pull-up effect and a smooth, supple hand. The subtle two-tone adds further surface interest and dimension. The rich saturation of color along with the thicker cut of the hides brings comfort, style and a richness sought for by any leather enthusiast. Shade, grain variations and natural markings are to be expected and appreciated.

LEATHER DESCRIPTIONS

926300 Marea (Aniline)

Marea is a thicker cut aniline leather with a spongy-soft hand and slight two-toned effect. The weight of Marea and the beautiful, plump grain structure along with the deep saturation of coloration makes Marea the perfect choice for any leather enthusiast. Shade, grain variations and natural markings are to be expected and appreciated as with any natural, aniline leather.

926400 / 980017 Organic Life (Finished)

Organic Life is a finished leather that was created to mimic an aniline leather. Organic Life has a nice, soft hand and a slight pull-up effect when stretched across the frame. The unique hand and visual aesthetic of Organic Life combined with the wear story makes this leather the perfect choice for any leather application. Shade and grain variations are to be expected as with any leather product.

926600 Elba (Finished)

Elba is a finished and protected leather that still provides a soft silky hand. The subtle two-tone adds depth to the colors and lends a transitional nature to this article. However, the traditional colors make Elba a great choice for any environment. Minimal color variations should be expected. The protection of Elba makes it perfect for a busy family room in an active household.

926800 Vintage (Aniline)

Vintage is a gorgeous aniline leather with a soft waxy topcoat made on water buffalo hides. Vintage has a slightly distressed appearance with a powder-like feel coat. As with any aniline leather, shade and grain variations are to be expected and appreciated. Vintage is a perfect leather selection for any leather enthusiast.

927100 Natural (Aniline)

Natural is a beautiful, buttery-soft leather with a gorgeous color pallet. With a subtle two-toned effect and a slightly plumper hand and grain structure, Natural will be perfect for a variation of style designs. As with any natural aniline leather, shade and grain variations are to be expected and appreciated.

927200 Steeplechase (Aniline)

Steeplechase is a buttery soft aniline leather with a kiss of sheen to add a layer of depth to the aesthetic of this leather. The hides are vacuum dried and dressed with oils and waxes to give an alluring pull-up effect. As with any aniline leather, all shade and grain variations are to be expected and appreciated.

980008 Central Park (Finished)

Central Park is a finished leather with a slight cloudy effect created by a subtle two-toned effect.

Central Park is soft and perfect for any leather application as it has a protective finish coating. This leather arrives already pre-cut and sewn to certain styles. Please refer to the Married Cover grid in the price list for specific information.

MAINTENANCE & CARE TIPS FOR YOUR LEATHER OR FABRIC

FINISHED LEATHERS

Finished leathers are practical for active households. These types of leathers are finished to provide resistance to staining and offer overall color consistency within a hide. These leathers are less affected by the harmful rays of the sun. Compared to other leather types, Finished Leathers generally require much lower maintenance.

ANILINE-PLUS LEATHERS

Aniline-plus leathers are quite simply aniline leathers PLUS a slight protective coating. This protective coating can be light pigmentation, staining, or a protective top-coat. These leathers offer the hand of an aniline while adding a slight coat of protection. These leathers are more affected by the harmful rays of the sun simply because they are not as heavily protected as finished leathers.

ANILINE LEATHERS

Aniline leathers are the closest to a pure and natural form. These leathers are tanned and colored with transparent dyes exclusively. The transparent dying process allows you to see the rich color hues unique to each hide and shows off each hide's one of a kind grain pattern. The rarest of Aniline leathers reflect the unaltered full top grain of the surface and have a remarkable skin-like feeling. Aniline leathers can also be made to highlight effects such as wax or oil pull-up, pebble grains, sauvages or distressing.

NUBUK LEATHERS

Nubuk leathers have the most varied and unique textures of all leathers. As soon as you sit down and feel the surface, you will know why people love Nubuk. These leathers are also dyed with transparent dyes, but the surface grain is machined with fine brushes to create the texture and famous Nubuk effect. It is almost like having a velvet leather. This effect gives the leather color depth and shading not found in any other type. Nubuk leathers can be made to create many different looks, from the most formal and refined to rugged casual.

GENERAL CARE TIPS FOR ALL TYPES OF LEATHERS

- Try to maintain at least two feet between your furniture and heating sources.
- Avoid placing your furniture in direct sunlight. All materials will fade over time when placed in direct sunlight. Take extra precautions to safeguard Aniline and Nubuk leathers from sunlight.
- Like all items in your house, leather will accumulate dust. Vacuum on a weekly basis to keep the dust particles from settling in the grain of the leather.
- All leathers perform better when preventative maintenance is practiced. For specific cleaning information contact:

FABRIC CLEANING CODES & INSTRUCTIONS

The following recommended cleaning codes are devised as the result of tests conducted by the fabric manufacturers and adhering to the methods requested by the Joint Industry Standards committee. They in no way intend to imply that we are in any way guaranteeing these fabrics or the cleanability thereof. Professional dry cleaning is recommended. To prevent overall soiling, frequent vacuuming or light brushing is recommended.

S Clean this fabric with pure solvents (Petroleum Distillate-based Products). Professional dry cleaning is recommended. CAUTION: Use of water-based or detergent-based solvent cleaners may cause excessive shrinking.

W Clean this fabric with water-based foam to remove overall soil. Many household cleaning agents are harmful to the color and life of a fabric.

WS Clean this fabric with water-based cleaning agents, foam, or pure solvents (Petroleum Distillate-based Products).

DC Clean this fabric by Professional Dry Cleaning only.

Novelty Leather Program

Novelty leathers consist of embossed patterned leathers (crocs, wood grain etc.) and hair-on-hide leathers and are used to "dress up" the furniture selections in combination with a plain leather or fabric. Novelty leathers should not be used all over on a chair/sofa unless prior approval is obtained. Novelty leather # must be entered as Primary Cover when placing your combination order.

Most common areas for novelty placement

Arm Panels on chairs/sofa

Outarms and/or Outbacks on chairs/sofas

Inback on tight back chairs

Front rail on chairs/sofas

Outwing in wing chairs/sofas

Bolster Pillows included with sofas/chairs

Bolster or Pillow only (included with chair/sofa) = \$150 upcharge

Bolster for 400-25 Club Chair = \$225 upcharge

Choose your color (see list below) face side only/primary cover on backside

Please note the placement of all HOH (Hair-on-Hide = 9725/9728) is limited to outside areas of tufted pieces. Novelty leathers can not be used for welt, a leather or fabric must be selected for this area.

Novelty Leather Selections (NV)

961500-46	"Chateau Denim" Artistic Wood Grain (indigo w/metallic silver/chocolate)
961500-88	"Chateau Sierra Walnut" Artistic Wood Grain (Chocolate)
961500-95	"Chateau Alaskan" Artistic Wood Grain (shades of gray w/metallic silver)
961800-48	"Simba Midnight Blue" (Blue/Gray animal print pattern
964400-89	"Rustic Croc" Tobacco (Espresso/Saddle crocodile pattern)
964400-95	"Rustic Croc" Thunder Tusk (Gray crocodile pattern)
964700-85	"Bayou Falcon Eye" (gray/chocolate/tan crocodile pattern)
964800-48	"Valentina Blue Moon" (Navy/Amber floral embossed with distressing)
968700-25	"Hornback Caribbean" (royal/turquoise crocodile embossed)
968700-97	"Hornback Silver Grey" (gray/silver crocodile embossed)
972500-83	Caramel Hair on Hide (Shading varies from hide to hide)
972500-85	Light Exotic Brindle Hair On Hide (Shading varies from hide to hide)
972500-87	Medium Exotic Brindle Hair On Hide (Shading varies from hide to hide)

Novelty Premium Leather Selections (NVPR)

962000-95	Mini Snow Leopard (charcoal/brown on beige suede)
972800-99	Solid Black HOH

Tibetan Sheep Skin Program

10 x 20 Bolster	Choose your color (see list below)	\$225
Pillow (SHP10x20)	face side only	
20 x 20 Throw	Choose your color (see list below)	\$330
Pillow (SHP20x20)	face side only	
Throw	THROW-80 for color 964900-80	\$450
	THROW-88 for color 964900-88	

Tibetan Sheep Skin Color Selections

964900-80	"Gobi" Cashmere (soft creamy hair 4" +/-)
964900-88	"Gobi" Brazil Ombre (soft, chocolate/cream ombre hair 4" +/-)

Hair-On-Hide Rug Program

	Basic Blocks - Gray Mix 5 x 8 RugBlk5x8	\$1,485
	Chevron - Gray Mix 5 x 8 RugChev5x8	\$1,485
	The Liner - Gray Mix 5 x 8 RugLine5x8	\$1,485

Rugs are handmade upon ordering. Please allow 4 to 6 weeks delivery.

Photographs of our Novelty Leathers, Tibetan Sheep Skin and Hair-on-Hide Products can be found on our website: www.bradington-young.com under the leather and information tab