



EWAS
EASY WAY AMPHIB STEPS

Installation Instructions


Easy On and Off. No Tools Required.

*** For Ground Operation Only | Remove Before Flight***

***ENSURE AIRCRAFT
BRAKES ARE SET AND
WHEELS CHOCKED***

1

Remove
pump-out plugs
from float



2

Release wire
loop around
screw on back
of steps



3

Extend steps to
full length




4

Drop step plugs
into pump-out
plug holes



5

Adjust feet on
steps to ground
to level steps




6

Extend handrail
to proper length



7

Slide top leg
of handrail into
bracket on top
of steps first



8

Slide bottom
leg into bracket
on bottom
of steps



Reverse procedure to
prepare for storage,
collapse steps and place
in float well, and replace
pump-out plugs.

Need help? Contact Larry Theno
208.863.8208 | info@ewasplus.com

EWAS
PLUS



EWAS Plus, LLC reserves the right to make changes without further notice to any products or product specifications for any reason. EWAS PLUS does not assume any liability arising out of the application or use of any product; neither does it convey any license under its patent rights or those of others.

Information has been carefully checked and is believed to be accurate; however, no responsibility is assumed for inaccuracies.

The information provided in datasheets, drawings and or/specifications may vary from actual results in different applications and performance may vary over time. It is the customer's responsibility to verify that the product specifications for the product(s) selected is suitable for its intended application.

EWAS PLUS makes no warranty, representation or guarantee other than what is set forth in the terms and conditions of the purchase. EWAS PLUS disclaims (i) any and all liability arising out of the application or use of any product, (ii) any and all liability, including without limitation special, consequential or incidental damages, and (iii) any and all implied warranties, including warranties of fitness for particular purpose, non-infringement and merchantability.

Purchaser hereby acknowledges that EWAS PLUS.'s obligations or liabilities hereunder shall be to replace or repair any defective part or accessory manufactured by it and nothing else.

The general policy of EWAS PLUS does not recommend the use of its products in life support or any other aircraft applications wherein a failure or malfunction of the product may directly threaten life or injury.