



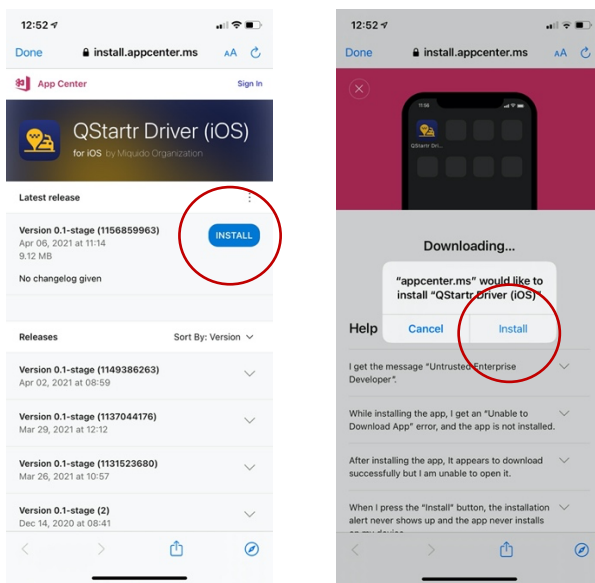
Downloading the Apple Dispatcher App

Click on the following link to download the Apple iOS Dispatcher App:


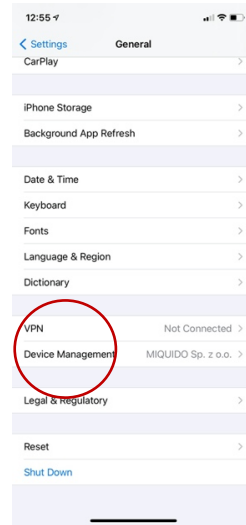
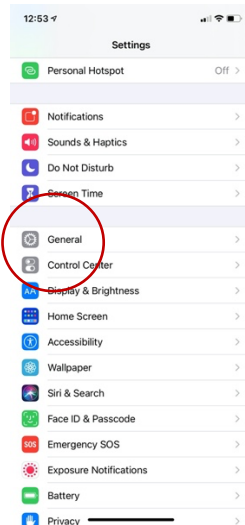
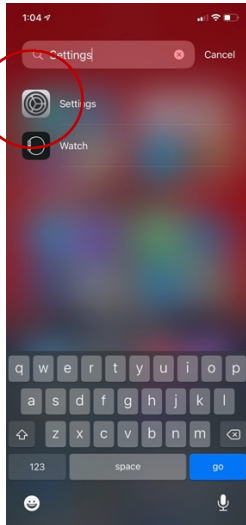
https://install.appcenter.ms/orgs/Miquido-Organization/apps/QStarter-Dispatcher-iOS/distribution_groups/stage?tid=tiQpp2LEau

iOS:

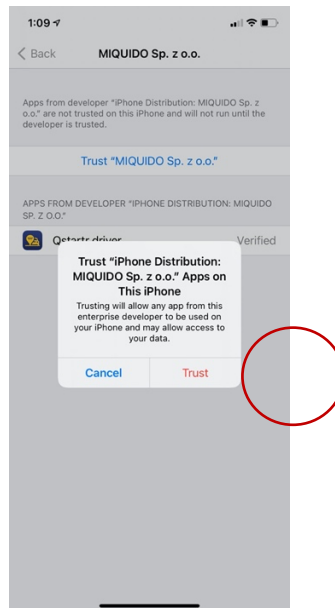
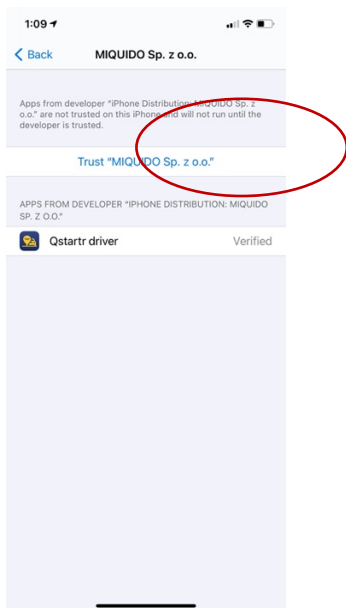
Select the “Install” button, select “Install”



1. Go to “Settings”, click “General”, click on “Device Management”, and then click on “MIQUIDO SP. Z.o.o”.



2. Click "Trust 'MIQUIDO Sp. z.o.o'" and then click "trust"




3. Your app is now ready to sign in.



Dispatcher – First Login

1. Check your email inbox for invitation link
 - You will get 2 emails: reset password and informational email



2. Open Reset Password email and click Reset Password link
3. Specify new password and submit
4. Open **Dispatcher Mobile Application** (iOS or Android)
5. Press **Get Started** button
6. Specify you **email and password** in login form
 - You will be redirected to main application screen

Dispatcher – Request new reset password email

1. Open **Dispatcher Mobile Application** (iOS or Android)
2. Press **Get Started** button
3. Press **Forgot password?** (under password input)
4. Specify your Email address
5. Press **Continue**
6. Check your inbox and reset password

Helpful Hints:

- Reset password link can expire
- Invite link can show up in your Spam folder