

Leaver Industries

Unit 1 / 15 Flinders Parade,
North Lakes, Queensland 4509 Australia
Phone:- + 61 7 3269 3566
Email:- leaverindustries@hotmail.com
Website:- www.leaverindustries.com

BETCharge 4

POWER

240V ac mains or generator supply
Available in 12V, 24V, 30V, 36V, 48V, 72V & 96V
7A, 15A, 30A, 60A and 120Amp

PROTECTION

Circuit breakers on input and output
Over-temperature shutdown
Temp controlled fan cooling
Reverse Battery

CONTROL

Microprocessor controlled
Multi-stage recharge programs
FLAT, SOFT, BOOST, PEAK, FLOAT charging
Four (4) program for different battery types

DISPLAY

LED indication of charging status and faults
Meter

BATTERIES

Gel cell
Sealed lead-acid
Deep cycle LA
Lead-calcium
Wet in-cad
Genesis®/Optima®

ALARMS

High/low battery
Faulty battery
No battery
Excessive load
Remote relay

CABINET

Powder coated steel
Wall or bench mount
Compact



The Leaver Industries BETCharge 4 is a sophisticated electronic multiple-taper charger for most types of batteries. It employs microprocessor-controlled SCR's to precisely regulate charging voltages and currents during all phases of charging. The BETCharge II successfully charges deeply discharged batteries and batteries which are loaded during charging.

The BETCharge 4 is ideally suited to unattended battery systems which must be kept in a good state of charge for months without maintenance.

The BETCharge 4 will not overcharge batteries which are already fully charged. The BETCharge 4 "sleeps" when necessary, minimizing loss of electrolyte over prolonged periods, and delivers a replenishing charge only as required by battery self-discharge.



BETAcharge 4

INTELLIGENT MULTI-STAGE MULTI-TYPE BATTERY CHARGING SYSTEM



Features

POWER

- 240V ac mains or generator supply - While the mains input is predetermined for Australian conditions with a mild variance in the supply volts & hertz, remote use is available via generated power with an acceptable level THD% tolerance.

We can manufacture the BETAchargeII to suit any supply voltage your system requirements.

- Available in 12V, 24V, 30V, 36V and 48Volt - With the vast range of different battery terminal voltages are available today.

We can manufacture the BETAchargeII to suit any system voltage you require.

- Available in 15A, 30A, 60A and 120Amp - The larger your battery system and loadings, the larger your charger should be to quickly bring the systems depleted batteries back into service.

PROTECTION

- Circuit breakers on input and output - Over current protection on both the mains input and the battery output is offered for immediate protection. The manual restable switch circuit type breakers are of industrial grade.

- Temperature controlled fan cooling - The rectifier assembly is protected by an automatic thermo switch. If the temperature rises above its preset level the fan will be enabled until it has cooled the system to below its lower setting; thus disengaging the cooling fan. This extends the fans' operating life.

- Rectifier over-temperature shutdown - The second temperature protection device is also on the rectifier assembly. If, due to severe loading or other fault, the temperature exceeds its level it will shut the battery charger down until the cooling fan brings the temperature back within safe operating levels.

- Transformer over-temperature shutdown - The third temperature protection device is deep within core of the power transformer.

Activation of this device indicates serious overheating and will shutdown operation of the battery charger until the cooling fan brings the temperature back within safe operating levels.

- Reverse battery - If a battery is connected in reverse polarity, the battery charger will indicate this fault state and will not charge until the fault is cleared.

- No battery connected - The battery charger will maintain dead voltage-free output until it detects a battery has been connected.

- Other battery faults - The BETAcharge4, will display a "battery fault" if it detects a battery of incorrect Amp Hour rating has been connected; if a battery of incorrect terminal voltage has been connected; if a battery with shorted or faulty cells has been connected; if there is an excessive load connected preventing the battery from being recharged.

- Remote alarm relay - This item can be utilised to notify personnel of any faults the battery charger may be detecting.

CONTROL

- Microprocessor controlled - Precise digital control is achieved using 16bit microprocessor. Deep thinking software constantly monitors all facets of the recharging process using unique algorithms that often outwit other "intelligent" battery chargers.

- Multi-stage recharge program - While triple-stage chargers are currently popular, it just isn't enough to cover all possible recharging situations and events. The BETAcharge employs SIX separate stages for a complete recharging process to ensure no battery escapes charging.

FLAT charge is used to gently replenish severely depleted batteries before a recharge proper

SOFT charge prepares the battery to receive the bulk of the recharge

BOOST charge delivers the maximum amount of bulk charge to a healthy battery

PEAK charge will, if needed, continue to equalize the batteries cells (preventing desulphation)

FLOAT charge will provide a maintenance charge to hold the battery ready for use.

STANDBY will monitor the 100% recharged battery

- Four (4) program selections - To compliment the versatility of the BETAcharge, there is also embedded into the controller, four different program selections to cover the widest range of different battery types.

BATTERIES

- Wide range - due to the intelligence and selectability of the control software, nearly all large batteries can be recharged with a BETAchargeII, e.g.: Gel cell, Sealed Lead-Acid, Deep Cycle Lead Acid, Lead-calcium, Wet Ni-Cad, Genesis®/Optima®, etc.

DISPLAY

- LED indication - Bright, labelled LED's provide instant clear indication of the charging status and/or faults.

- Metering - Accurate analogue moving-coil meters are not fitted as standard. But, they are large and easy-to-read.

CABINET

- Strong, durable, attractive - Powder-coated zinc-annealed steel cabinets.



- Mountable - Pre-drilled mounting holes means the BETAcharge may be mounted either on a bench or shelf by the base or on a wall or bulkhead by the back of the cabinet.



COMPLIANCE



- Safety Standards - IEC33-2-29 (AS3350.2.29), IEC61558-1:1997 (AS/NZS61558.1:2000)



- EMC Standards - EN55014 (CISPR14, AS1044), EN55022 (CISPR22, AS3548), EN50082-1




- IP Rating - IP21



BETCharge 4	1230B	1260B
Nominal Battery Voltage	12.00 Volts	12.00 Volts
Maximum Output Voltage	14.90 Volts	14.90 Volts
Max Output Current (Ave)	30.00 Amps	60.00 Amps
Max Output Current (RMS)	50.00 Amps	100.00 Amps
Max Output Ripple (RMS)	1 Vac p-p	2 Vac p-p
Total Battery Capacity	60 Ah ~ 400 Ah	100 Ah ~ 800 Ah
Max. Load during recharge	12.00 Amps	25.00 Amps
Mains Supply Voltage	220 Vac ~ 240 Vac	220 Vac ~ 240 Vac
Mains Supply Frequency	50Hz ~ 60 Hz	50Hz ~ 60 Hz
Maximum Consumption (RMS)	750 VA	1500 VA
Minimum Genset (max output)	1500 VA	3000 VA
Tolerance to Mains Distortion	16% THD	16% THD
Mains Input Protection	10 Amps circuit breaker	10 Amps breaker
Battery Output Protection	63 Amps circuit breaker	3x63 Amps circuit breaker
Temperature Protection:		
Transformer core	150° C	150° C
Rectifier assembly	100° C	100° C
Fan Cooling	60° C	60° C
Temperature Compensation	-3mV / cell / ° Celsius	-3mV / cell / ° Celsius
Operating Temperature range	-10°C ~ 45°C	-10°C ~ 45°C
Connections : Input	10A 3pin 2m cable *	10A 3pin 2m cable *
Connections : Output	Cables *	Cables *
Connections : cable min. size	6mm ² per 2 meters	10mm ² per 2 meters
Cabinet Dimensions: LxWxD	230 x 270 x 300 mm	230 x 270 x 300 mm
Mounting Holes: LxW	210 x 120 mm	210 x 120 mm
Mounting Holes: size	5/16 (8mm)	5/16 (8mm)
Weight	10kg	16kg
Cab	A	A
* other options available Temp Sensor Remote indicator Panel		



BETAcharge 4	1290B	12120B
Nominal Battery Voltage	12.00 Volts	12.00 Volts
Maximum Output Voltage	14.90 Volts	14.90 Volts
Max Output Current (Ave)	90.00 Amps	120.00 Amps
Max Output Current (RMS)	150.00 Amps	200.00 Amps
Max Output Ripple (RMS)	2 Vac p-p	3 Vac p-p
Total Battery Capacity	200 Ah ~ 1200 Ah	200 Ah ~ 1500 Ah
Max. Load during recharge	40.00 Amps	55.00 Amps
Mains Supply Voltage	220 Vac ~ 240 Vac	220 Vac ~ 240 Vac
Mains Supply Frequency	50Hz ~ 60 Hz	50Hz ~ 60 Hz
Maximum Consumption (RMS)	3000 VA	3000 VA
Minimum Genset (max output)	6000 VA	6000 VA
Tolerance to Mains Distortion	16% THD	16% THD
Mains Input Protection	20 Amps manual reset	20 Amps manual reset
Battery Output Protection	3x100 Amps switch	3x100 Amps switch
Temperature Protection:		
Transformer core	150° C	150° C
Rectifier assembly	100° C	100° C
Fan Cooling	60° C	60° C
Temperature Compensation	-3mV / cell / ° Celsius	-3mV / cell / ° Celsius
Operating Temperature range	-10°C ~ 45°C	-10°C ~ 45°C
Connections : Input	10A 3pin 2m cable *	10A 3pin 2m cable *
Connections : Output	Cables *	Cables *
Connections : cable min. size	15mm ² per 2 meters	15mm ² per 2 meters
Cabinet Dimensions: LxWxD	400 x 270 x 300 mm	400 x 270 x 300 mm
Mounting Holes: LxW	380 x 120 mm	380 x 120 mm
Mounting Holes: size	5/16 (8mm)	5/16 (8mm)
Weight	27kg	27kg
Cab	B	B
* other options available Temp Sensor Remote Indicator panel		


BETCharge 4	122430B	122460B
Voltage Specifications	12Vdc	12Vdc
Nominal Battery Voltage	12.00 Volts	12.00 Volts
Maximum Output Voltage	14.90 Volts	14.90 Volts
Max Output Current (Ave)	30.00 Amps	60.00 Amps
Max Output Current (RMS)	50.00 Amps	100.00 Amps
Max Output Ripple (RMS)	1 Vac p-p	2 Vac p-p
Voltage Specifications	24Vdc	24Vdc
Nominal Battery Voltage	24.00 Volts	24.00 Volts
Maximum Output Voltage	28.90 Volts	28.90 Volts
Max Output Current (Ave)	30.00 Amps	60.00 Amps
Max Output Current (RMS)	50.00 Amps	100.00 Amps
Max Output Ripple (RMS)	2 Vac p-p	3 Vac p-p
General Specifications		
Total Battery Capacity	60 Ah ~ 400 Ah	100 Ah ~ 800 Ah
Max. Load during recharge	12.00 Amps	25.00 Amps
Mains Supply Voltage	220 Vac ~ 240 Vac	220 Vac ~ 240 Vac
Mains Supply Frequency	50Hz ~ 60 Hz	50Hz ~ 60 Hz
Maximum Consumption (RMS)	1500 VA	3000 VA
Minimum Genset (max output)	3000 VA	6000 VA
Tolerance to Mains Distortion	16% THD	16% THD
Mains Input Protection	10A Circuit Breaker	20A Circuit Breaker
Battery Output Protection	63A	3 x 63A
	Circuit Breaker	Circuit Breaker
Temperature Protection:		
Transformer core	150° C	150° C
Rectifier assembly	100° C	100° C
Fan Cooling	60° C	60° C
Temperature Compensation	-3mV / cell / ° Celsius	-3mV / cell / ° Celsius
Operating Temperature range	-10°C ~ 45°C	-10°C ~ 45°C
Connections : Input	10A 3pin 2m cable *	10A 3pin 2m cable *
Connections : Output	Cables *	Cables *
Connections : cable min. size	10mm ² per 2 meters	15mm ² per 2 meters
Cabinet Dimensions: LxWxD	230 x 270 x 300 mm	400 x 270 x 300 mm
Mounting Holes: LxW	210 x 120 mm	380 x 120 mm
Mounting Holes: size	5/16 (8mm)	5/16 (8mm)
Weight	15kg	27kg
Cab	A	B
* other options available Temp Sensor Remote Indicator Panel		

BETAcharge 4	122490B	1224120B
Voltage Specifications	12Vdc	12Vdc
Nominal Battery Voltage	12.00 Volts	12.00 Volts
Maximum Output Voltage	14.90 Volts	14.90 Volts
Max Output Current (Ave)	90.00 Amps	120.00 Amps
Max Output Current (RMS)	150.00 Amps	200.00 Amps
Max Output Ripple (RMS)	2 Vac p-p	3 Vac p-p
Voltage Specifications	24Vdc	24Vdc
Nominal Battery Voltage	24.00 Volts	24.00 Volts
Maximum Output Voltage	28.90 Volts	28.90 Volts
Max Output Current (Ave)	90.00 Amps	120.00 Amps
Max Output Current (RMS)	150.00 Amps	200.00 Amps
Max Output Ripple (RMS)	3 Vac p-p	4 Vac p-p
General Specifications		
Total Battery Capacity	200 Ah ~ 1200 Ah	300 Ah ~ 1500 Ah
Max. Load during recharge	35.00 Amps	55.00 Amps
Mains Supply Voltage	220 Vac ~ 240 Vac	220 Vac ~ 240 Vac
Mains Supply Frequency	50Hz ~ 60 Hz	50Hz ~ 60 Hz
Maximum Consumption (RMS)	4500 VA	6000 VA
Minimum Genset (max output)	9000 VA	12 kVA
Tolerance to Mains Distortion	16% THD	16% THD
Mains Input Protection	20A Circuit Breaker	32A Circuit Breaker
Battery Output Protection	3 x 63A	3 x 100A
	Circuit Breaker	Switch
Temperature Protection:		
Transformer core	150° C	150° C
Rectifier assembly	100° C	100° C
Fan Cooling	60° C	60° C
Temperature Compensation	-3mV / cell /	-3mV / cell /
	° Celsius	° Celsius
Operating Temperature range	-10°C ~ 45°C	-10°C ~ 45°C
Connections : Input	15A 3pin 2m cable *	20A 3pin 2m cable *
Connections : Output	Cables *	Cables *
Connections : cable min. size	15mm ² per 2 meters	20mm ² per 2 meters
Cabinet Dimensions: LxWxD	400 x 270 x 450 mm	600 x 270 x 450 mm
Mounting Holes: LxW	375 x 120 mm	575 x 120 mm
	(base only)	(base only)
Mounting Holes: size	5/16 (8mm)	1/8 (3mm)
Weight	45kg	60kg
Cab	C	D
		

BETAcharge 4	2415B	2430B	2460B
Nominal Battery Voltage	24.00 Volts	24.00 Volts	24.00 Volts
Maximum Output Voltage	28.90 Volts	28.90 Volts	28.90 Volts
Max Output Current (Ave)	15.00 Amps	30.00 Amps	60.00 Amps
Max Output Current (RMS)	25.00 Amps	50.00 Amps	100.00 Amps
Max Output Ripple (RMS)	1 Vac p-p	2 Vac p-p	3 Vac p-p
Total Battery Capacity	30 Ah ~ 200 Ah	60 Ah ~ 400 Ah	100 Ah ~ 800 Ah
Max. Load during recharge	6.00 Amps	12.00 Amps	25.00 Amps
Mains Supply Voltage	220 Vac ~ 240 Vac	220 Vac ~ 240 Vac	220 Vac ~ 240 Vac
Mains Supply Frequency	50Hz ~ 60 Hz	50Hz ~ 60 Hz	50Hz ~ 60 Hz
Maximum Consumption (RMS)	750 VA	1500 VA	3000 VA
Minimum Genset (max output)	1500 VA	3000 VA	6000 VA
Tolerance to Mains Distortion	16% THD	16% THD	16% THD
Mains Input Protection	10A Circuit Breaker	10A Circuit Breaker	20A Circuit Breaker
Battery Output Protection	32A Circuit Breaker	63A Circuit Breaker	3 x 63A Circuit Breaker
Temperature Protection:			
Transformer core	150° C	150° C	150° C
Rectifier assembly	100° C	100° C	100° C
Fan Cooling	60° C	60° C	60° C
Temperature Compensation	-3mV / cell / ° Celsius	-3mV / cell / ° Celsius	-3mV / cell / ° Celsius
Operating Temperature range	-10°C ~ 45°C	-10°C ~ 45°C	-10°C ~ 45°C
Connections : Input	10A 3pin 2m cable *	10A 3pin 2m cable *	10A 3pin 2m cable *
Connections : Output	Cables *	Cables *	Cables *
Connections : cable min. size	6mm ² per 2 meters	10mm ² per 2 meters	15mm ² per 2 meters
Cabinet Dimensions: LxWxD	230 x 270 x 300 mm	230 x 270 x 300 mm	400 x 270 x 300 mm
Mounting Holes: LxW	210 x 120 mm	210 x 120 mm	380 x 120 mm
Mounting Holes: size	5/16 (8mm)	5/16 (8mm)	5/16 (8mm)
Weight	10kg	15kg	27kg
Cab	A	A	B
* other options available Temp Sensor			

BETCharge 4	2490B	24120B
Nominal Battery Voltage	24.00 Volts	24.00 Volts
Maximum Output Voltage	28.90 Volts	28.90 Volts
Max Output Current (Ave)	90	120.00 Amps
Max Output Current (RMS)	150.00 Amps	200.00 Amps
Max Output Ripple (RMS)	3 Vac p-p	4 Vac p-p
Total Battery Capacity	200 Ah ~ 1100 Ah	200 Ah ~ 1500 Ah
Max. Load during recharge	40.00 Amps	55.00 Amps
Mains Supply Voltage	220 Vac ~ 240 Vac	220 Vac ~ 240 Vac
Mains Supply Frequency	50Hz ~ 60 Hz	50Hz ~ 60 Hz
Maximum Consumption (RMS)	4500 VA	6000 VA
Minimum Genset (max output)	8.5 kVA	12 kVA
Tolerance to Mains Distortion	16% THD	16% THD
Mains Input Protection	32A Circuit Breaker	32A Circuit Breaker
Battery Output Protection	3 x 100A Switch	3 x 100A Switch
Temperature Protection:		
Transformer core	150° C	150° C
Rectifier assembly	100° C	100° C
Fan Cooling	60° C	60° C
Temperature Compensation	-3mV / cell / ° Celsius	-3mV / cell / ° Celsius
Operating Temperature range	-10°C ~ 45°C	-10°C ~ 45°C
Connections : Input	20A 3pin 2m cable *	20A 3pin 2m cable *
Connections : Output	Cables *	Cables *
Connections : cable min. size	20mm ² per 2 meters	20mm ² per 2 meters
Cabinet Dimensions: LxWxD	400 x 270 x 450 mm	400 x 270 x 450 mm
Mounting Holes: LxW	375 x 120 mm (base only)	375 x 120 mm (base only)
Mounting Holes: size	1/8 (3mm)	1/8 (3mm)
Weight	50kg	60kg
Cab	C	C
* other options available Temp Sensor		

BETAcharge 4	2630B	2660B
Nominal Battery Voltage	26.00 Volts	26.00 Volts
Maximum Output Voltage	31.85 Volts	31.85 Volts
Max Output Current (Ave)	30.00 Amps	60.00 Amps
Max Output Current (RMS)	50.00 Amps	90.00 Amps
Max Output Ripple (RMS)	1 Vac p-p	2 Vac p-p
Total Battery Capacity	60 Ah ~ 400 Ah	100 Ah ~ 800 Ah
Max. Load during recharge	10.00 Amps	20.00 Amps
Mains Supply Voltage	220 Vac ~ 240 Vac	220 Vac ~ 240 Vac
Mains Supply Frequency	50Hz ~ 60 Hz	50Hz ~ 60 Hz
Maximum Consumption (RMS)	1500 VA	3000 VA
Minimum Genset (max output)	3000 VA	6000 VA
Tolerance to Mains Distortion	16% THD	16% THD
Mains Input Protection	10A Circuit Breaker	20A Circuit Breaker
Battery Output Protection	63A Circuit Breaker	3x63A Circuit Breaker
Temperature Protection:		
Transformer core	150° C	150° C
Rectifier assembly	100° C	100° C
Fan Cooling	60° C	60° C
Temperature Compensation	-3mV / cell / ° Celsius	-3mV / cell / ° Celsius
Operating Temperature range	-10°C ~ 45°C	-10°C ~ 45°C
Connections : Input	10A 3pin 2m cable *	15A 3pin 2m cable *
Connections : Output	Cables *	Cables *
Connections : cable min. size	10mm ² per 2 meters	15mm ² per 2 meters
Cabinet Dimensions: LxWxD	230 x 270 x 300 mm	400 x 270 x 300 mm
Mounting Holes: LxW	210 x 120 mm	380 x 120 mm
Mounting Holes: size	5/16 (8mm)	5/16 (8mm)
Weight	15kg	27kg
Cab	A	B
* other options available Temp Sensor		



26120B

26.00 Volts

31.85 Volts

120.00 Amps

180.00 Amps

3 Vac p-p

200 Ah ~ 1500 Ah

40.00 Amps

220 Vac ~ 240 Vac

50Hz ~ 60 Hz

6000 VA

12 kVA

16% THD

32A Circuit Breaker

3x100A Switch

150° C

100° C

60° C

-3mV / cell / ° Celsius

-10°C ~ 45°C

20A 3pin 2m cable *

Cables *

20mm² per 2 meters

400 x 270 x 450 mm

375 x 120 mm


(base only)



1/8 (3mm)


50kg

C





BETAcharge 4	2825B	2850B
Nominal Battery Voltage	28.00 Volts	28.00 Volts
Maximum Output Voltage	34.30 Volts	34.30 Volts
Max Output Current (Ave)	25.00 Amps	50.00 Amps
Max Output Current (RMS)	40.00 Amps	80.00 Amps
Max Output Ripple (RMS)	1 Vac p-p	2 Vac p-p
Total Battery Capacity	60 Ah ~ 400 Ah	100 Ah ~ 800 Ah
Max. Load during recharge	10.00 Amps	20.00 Amps
Mains Supply Voltage	220 Vac ~ 240 Vac	220 Vac ~ 240 Vac
Mains Supply Frequency	50Hz ~ 60 Hz	50Hz ~ 60 Hz
Maximum Consumption (RMS)	1500 VA	3000 VA
Minimum Genset (max output)	3000 VA	6000 VA
Tolerance to Mains Distortion	16% THD	16% THD
Mains Input Protection	10A Circuit Breaker	20A Circuit Breaker
Battery Output Protection	63A Circuit Breaker	3x63A Circuit Breaker
Temperature Protection:		
Transformer core	150° C	150° C
Rectifier assembly	100° C	100° C
Fan Cooling	60° C	60° C
Temperature Compensation	-3mV / cell / ° Celsius	-3mV / cell / ° Celsius
Operating Temperature range	-10°C ~ 45°C	-10°C ~ 45°C
Connections : Input	10A 3pin 2m cable *	15A 3pin 2m cable *
Connections : Output	Cables *	Cables *
Connections : cable min. size	10mm ² per 2 meters	15mm ² per 2 meters
Cabinet Dimensions: LxWxD	230 x 270 x 300 mm	400 x 270 x 300 mm
Mounting Holes: LxW	210 x 120 mm	380 x 120 mm
Mounting Holes: size	5/16 (8mm)	5/16 (8mm)
Weight	15kg	27kg
Cab	A	B
* other options available Temp Sensor		



28100B

28.00 Volts

34.30 Volts

100.00 Amps

160.00 Amps

3 Vac p-p

200 Ah ~ 1500 Ah

40.00 Amps

220 Vac ~ 240 Vac

50Hz ~ 60 Hz

6000 VA

12 kVA

16% THD

32A Circuit Breaker

3x100A Switch

150° C

100° C

60° C

-3mV / cell / ° Celsius

-10°C ~ 45°C

20A 3pin 2m cable *

Cables *

20mm² per 2 meters

400 x 270 x 450 mm

375 x 120 mm


(base only)



1/8 (3mm)

50kg

C





BETAcharge 4	3025B	3050B
Nominal Battery Voltage	30.00 Volts	30.00 Volts
Maximum Output Voltage	37.25 Volts	37.25 Volts
Max Output Current (Ave)	25.00 Amps	50.00 Amps
Max Output Current (RMS)	40.00 Amps	80.00 Amps
Max Output Ripple (RMS)	1 Vac p-p	2 Vac p-p
Total Battery Capacity	60 Ah ~ 400 Ah	100 Ah ~ 800 Ah
Max. Load during recharge	10.00 Amps	20.00 Amps
Mains Supply Voltage	220 Vac ~ 240 Vac	220 Vac ~ 240 Vac
Mains Supply Frequency	50Hz ~ 60 Hz	50Hz ~ 60 Hz
Maximum Consumption (RMS)	1500 VA	3000 VA
Minimum Genset (max output)	3000 VA	6000 VA
Tolerance to Mains Distortion	16% THD	16% THD
Mains Input Protection	10A Circuit Breaker	20A Circuit Breaker
Battery Output Protection	63A Circuit Breaker	3x63A Circuit Breaker
Temperature Protection:		
Transformer core	150° C	150° C
Rectifier assembly	100° C	100° C
Fan Cooling	60° C	60° C
Temperature Compensation	-3mV / cell / ° Celsius	-3mV / cell / ° Celsius
Operating Temperature range	-10°C ~ 45°C	-10°C ~ 45°C
Connections : Input	10A 3pin 2m cable *	15A 3pin 2m cable *
Connections : Output	Cables *	Cables *
Connections : cable min. size	10mm ² per 2 meters	15mm ² per 2 meters
Cabinet Dimensions: LxWxD	230 x 270 x 210 mm	400 x 270 x 300 mm
Mounting Holes: LxW	210 x 120 mm	380 x 120 mm
Mounting Holes: size	5/16 (8mm)	5/16 (8mm)
Weight	15kg	27kg
Cab	A	B
* other options available Temp Sensor		

30100B

30.00 Volts

37.25 Volts

100.00 Amps

160.00 Amps

3 Vac p-p

200 Ah ~ 1500 Ah

40.00 Amps

220 Vac ~ 240 Vac

50Hz ~ 60 Hz

6000 VA

12 kVA

16% THD

32A Circuit Breaker

3x100A Switch

150° C

100° C

60° C

-3mV / cell / ° Celsius

-10°C ~ 45°C

20A 3pin 2m cable *

Cables *

20mm² per 2 meters

400 x 270 x 450 mm



375 x 120 mm
(base only)

1/8 (3mm)

50kg

C







BETAcharge 4	3620B	3640B
Nominal Battery Voltage	36.00 Volts	36.00 Volts
Maximum Output Voltage	44.70 Volts	44.70 Volts
Max Output Current (Ave)	20.00 Amps	40.00 Amps
Max Output Current (RMS)	33.00 Amps	66.00 Amps
Max Output Ripple (RMS)	1 Vac p-p	2 Vac p-p
Total Battery Capacity	50 Ah ~ 300 Ah	100 Ah ~ 600 Ah
Max. Load during recharge	10.00 Amps	20.00 Amps
Mains Supply Voltage	220 Vac ~ 240 Vac	220 Vac ~ 240 Vac
Mains Supply Frequency	50Hz ~ 60 Hz	50Hz ~ 60 Hz
Maximum Consumption (RMS)	1500 VA	3000 VA
Minimum Genset (max output)	3000 VA	6000 VA
Tolerance to Mains Distortion	16% THD	16% THD
Mains Input Protection	10A Circuit Breaker	20A Circuit Breaker
Battery Output Protection	63A Circuit Breaker	3x63A Circuit Breaker
Temperature Protection:		
Transformer core	150° C	150° C
Rectifier assembly	100° C	100° C
Fan Cooling	60° C	60° C
Temperature Compensation	-3mV / cell / ° Celsius	-3mV / cell / ° Celsius
Operating Temperature range	-10°C ~ 45°C	-10°C ~ 45°C
Connections : Input	10A 3pin 2m cable *	15A 3pin 2m cable *
Connections : Output	Cables *	Cables *
Connections : cable min. size	10mm ² per 2 meters	15mm ² per 2 meters
Cabinet Dimensions: LxWxD	230 x 270 x 300 mm	400 x 270 x 300 mm
Mounting Holes: LxW	210 x 120 mm	380 x 120 mm
Mounting Holes: size	5/16 (8mm)	5/16 (8mm)
Weight	15kg	27kg
Cab	A	B
* other options available Temp Sensor		



3680B

36.00 Volts
44.70 Volts
80.00 Amps
133.00 Amps
3 Vac p-p
200 Ah ~ 1200 Ah
40.00 Amps
220 Vac ~ 240 Vac
50Hz ~ 60 Hz
6000 VA
12 kVA
16% THD
32A Circuit Breaker
3x100A Switch
150° C
100° C
60° C
-3mV / cell / ° Celsius
-10°C ~ 45°C
20A 3pin 2m cable *
Cables *
20mm ² per 2 meters
400 x 270 x 450 mm
375 x 120 mm (base only)
1/8 (3mm)
50kg
C



BETAcharge 4	4815B	4830B
Nominal Battery Voltage	48.00 Volts	48.00 Volts
Maximum Output Voltage	59.60 Volts	59.60 Volts
Max Output Current (Ave)	15.00 Amps	30.00 Amps
Max Output Current (RMS)	25.00 Amps	50.00 Amps
Max Output Ripple (RMS)	1 Vac p-p	2 Vac p-p
Total Battery Capacity	30 Ah ~ 200 Ah	60 Ah ~ 400 Ah
Max. Load during recharge	6.00 Amps	12.00 Amps
Mains Supply Voltage	220 Vac ~ 240 Vac	220 Vac ~ 240 Vac
Mains Supply Frequency	50Hz ~ 60 Hz	50Hz ~ 60 Hz
Maximum Consumption (RMS)	1500 VA	3000 VA
Minimum Genset (max output)	3000 VA	6000 VA
Tolerance to Mains Distortion	16% THD	16% THD
Mains Input Protection	1 x 10A Circuit Breaker	1 x 20A Circuit Breaker
Battery Output Protection	1 x 63A Circuit Breaker	1 x 63A Circuit Breaker
Temperature Protection:		
Transformer core	150° C	150° C
Rectifier assembly	100° C	100° C
Fan Cooling	60° C	60° C
Temperature Compensation	-3mV / cell / ° Celsius	-3mV / cell / ° Celsius
Operating Temperature range	-10°C ~ 45°C	-10°C ~ 45°C
Connections : Input	10A 3pin 2m cable *	15A 3pin 2m cable *
Connections : Output	Cables *	Cables *
Connections : cable min. size	10mm ² per 2 meters	15mm ² per 2 meters
Cabinet Dimensions: LxWxD	230 x 270 x 300 mm	400 x 270 x 300 mm
Mounting Holes: LxW	210 x 120 mm	380 x 120 mm
Mounting Holes: size	5/16 (8mm)	5/16 (8mm)
Weight	12kg	27kg
Cab	A	B
* other options available Temp Sensor		



BETAcharge 4	4860B	4890B
Nominal Battery Voltage	48.00 Volts	48.00 Volts
Maximum Output Voltage	59.60 Volts	59.60 Volts
Max Output Current (Ave)	60.00 Amps	90.00 Amps
Max Output Current (RMS)	100.00 Amps	144.00 Amps
Max Output Ripple (RMS)	3 Vac p-p	4 Vac p-p
Total Battery Capacity	100 Ah ~ 800 Ah	200 Ah ~ 1500 Ah
Max. Load during recharge	25.00 Amps	40.00 Amps
Mains Supply Voltage	220 Vac ~ 240 Vac	415 Vac 3phase
Mains Supply Frequency	50Hz ~ 60 Hz	50Hz ~ 60 Hz
Maximum Consumption (RMS)	6000 VA	9000 VA
Minimum Genset (max output)	12 kVA	18 kVA
Tolerance to Mains Distortion	16% THD	16% THD
Mains Input Protection	1 x 32A Circuit Breaker	3 x 20A Circuit Breaker
Battery Output Protection	3 x 63A Circuit Breaker	3 x 100ASwitch
Temperature Protection:		
Transformer core	150° C	150° C
Rectifier assembly	100° C	100° C
Fan Cooling	60° C	60° C
Temperature Compensation	-3mV / cell /° Celsius	-3mV / cell /° Celsius
Operating Temperature range	-10°C ~ 45°C	-10°C ~ 45°C
Connections : Input	20A 3pin 2m cable *	Junction Box *
Connections : Output	Cables *	Anderson Plug *
Connections : cable min. size	20mm ² per 2 meters	25mm ² per 2 meters
Cabinet Dimensions: LxWxD	400 x 270 x 450 mm	600 x 270 x 450 mm
Mounting Holes: LxW	375 x 120 mm (base only)	575 x 120 mm (base only)
Mounting Holes: size	(6mm)	(6mm)
Weight	60kg	80kg
Cab	C	D
* other options available		

BETAcharge 4	7210B	7220B
Nominal Battery Voltage	72.00 Volts	72.00 Volts
Maximum Output Voltage	89.40 Volts	89.40 Volts
Max Output Current (Ave)	10.00 Amps	20.00 Amps
Max Output Current (RMS)	16.00 Amps	32.00 Amps
Max Output Ripple (RMS)	1 Vac p-p	2 Vac p-p
Total Battery Capacity	25 Ah ~ 200 Ah	50 Ah ~ 300 Ah
Max. Load during recharge	4.00 Amps	8.00 Amps
Mains Supply Voltage	220 Vac ~ 240 Vac	220 Vac ~ 240 Vac
Mains Supply Frequency	50Hz ~ 60 Hz	50Hz ~ 60 Hz
Maximum Consumption (RMS)	1500 VA	3000 VA
Minimum Genset (max output)	3000 VA	6000 VA
Tolerance to Mains Distortion	16% THD	16% THD
Mains Input Protection	1 x 10A Circuit Breaker	1 x 20A Circuit Breaker
Battery Output Protection	1 x 20A Circuit Breaker	1 x 63A Circuit Breaker
Temperature Protection:		
Transformer core	150° C	150° C
Rectifier assembly	100° C	100° C
Fan Cooling	60° C	60° C
Temperature Compensation	-3mV / cell / ° Celsius	-3mV / cell / ° Celsius
Operating Temperature range	-10°C ~ 45°C	-10°C ~ 45°C
Connections : Input	10A 3pin 2m cable *	15A 3pin 2m cable *
Connections : Output	Cables *	Cables *
Connections : cable min. size	10mm ² per 2 meters	15mm ² per 2 meters
Cabinet Dimensions: LxWxD	230 x 270 x 300 mm	400 x 270 x 300 mm
Mounting Holes: LxW	210 x 120 mm	380 x 120 mm
Mounting Holes: size	5/16 (8mm)	5/16 (8mm)
Weight	15kg	27kg
Cab	A	B
* other options available Temp Sensor		

7240B

72.00 Volts
89.40 Volts
40.00 Amps
64.00 Amps
3 Vac p-p
100 Ah ~ 600 Ah
16.00 Amps
220 Vac ~ 240 Vac
50Hz ~ 60 Hz
6000 VA
12 kVA
16% THD
1 x 32A Circuit Breaker
1 x 100A Circuit Breaker
150° C
100° C
60° C
-3mV / cell / ° Celsius
-10°C ~ 45°C
20A 3pin 2m cable *
Cables *
20mm ² per 2 meters
400 x 270 x 450 mm
375 x 120 mm (base only)
1/8 (3mm)
50kg
C



BETAcharge 4	9615B	9630B
Nominal Battery Voltage	96.00 Volts	96.00 Volts
Maximum Output Voltage	120.00 Volts	120.00 Volts
Max Output Current (Ave)	15.00 Amps	30.00 Amps
Max Output Current (RMS)	25.00 Amps	50.00 Amps
Max Output Ripple (RMS)	2 Vac p-p	3 Vac p-p
Total Battery Capacity	30 Ah ~ 200 Ah	60 Ah ~ 400 Ah
Max. Load during recharge	6.00 Amps	12.00 Amps
Mains Supply Voltage	220 Vac ~ 240 Vac	220 Vac ~ 240 Vac
Mains Supply Frequency	50Hz ~ 60 Hz	50Hz ~ 60 Hz
Maximum Consumption (RMS)	3000 VA	6000 VA
Minimum Genset (max output)	6000 VA	12 kVA
Tolerance to Mains Distortion	16% THD	16% THD
Mains Input Protection	1 x 20Amp Circuit Breaker	1 x 32Amp Circuit Breaker
Battery Output Protection	1 x 32Amp Circuit Breaker	1 x 63Amp Circuit Breaker
Temperature Protection:		
Transformer core	150° C	150° C
Rectifier Assembly	100° C	100° C
Fan Cooling	60° C	60° C
Temperature Compensation	-3mV / cell / ° Celsius	-3mV / cell / ° Celsius
Operating Temperature range	-10°C ~ 45°C	-10°C ~ 45°C
Connections : Input	15A 3pin 2m cable *	20A 3pin 2m cable *
Connections : Output	Cables *	Cables *
Connections : cable min. size	15mm ² per 2 meters	20mm ² per 2 meters
Cabinet Dimensions: LxWxD	400 x 270 x 300 mm	400 x 270 x 450 mm
Mounting Holes: LxW	380 x 120 mm	375 x 120 mm (base only)
Mounting Holes: size	5/16 (8mm)	1/8 (3mm)
Weight	27kg	40kg
Cab	B	C
* other options available Temp Sensor		

9660B

96.00 Volts

120.00 Volts

60.00 Amps

70.00 Amps

3 Vac p-p

100 Ah ~ 800 Ah

20.00 Amps

220 Vac ~ 240 Vac

50Hz ~ 60 Hz

9000 VA

15 kVA

16% THD

1 x 32Amp
Circuit Breaker3 x 32Amp
Circuit Breaker

150° C

100° C

60° C

-3mV / cell / ° Celsius

-10°C ~ 45°C

20A 3pin 2m cable *

Cables *

20mm² per 2 meters

600 x 270 x 450 mm



575 x 120 mm (base only)

1/8 (3mm)

60kg

D



BETAcharge 4	11015B	11030B
Nominal Battery Voltage	110.00 Volts	110.00 Volts
Maximum Output Voltage	136.50 Volts	136.50 Volts
Max Output Current (Ave)	15.00 Amps	30.00 Amps
Max Output Current (RMS)	25.00 Amps	50.00 Amps
Max Output Ripple (RMS)	2 Vac p-p	3 Vac p-p
Total Battery Capacity	30 Ah ~ 200 Ah	60 Ah ~ 400 Ah
Max. Load during recharge	5.00 Amps	10.00 Amps
Mains Supply Voltage	220 Vac ~ 240 Vac	220 Vac ~ 240 Vac
Mains Supply Frequency	50Hz ~ 60 Hz	50Hz ~ 60 Hz
Maximum Consumption (RMS)	3000 VA	6000 VA
Minimum Genset (max output)	6000 VA	12000 VA
Tolerance to Mains Distortion	16% THD	16% THD
Mains Input Protection	20 Amps circuit breaker	32 Amps circuit breaker
Battery Output Protection	32 Amps circuit breaker	63 Amps circuit breaker
Temperature Protection:		
Transformer Core	150° C	150° C
Rectifier Assembly	100° C	100° C
Fan Cooling	60° C	60° C
Temperature Compensation	-3mV / cell / ° Celsius	-3mV / cell / ° Celsius
Operating Temperature range	-10°C ~ 45°C	-10°C ~ 45°C
Connections : Input	15A 3pin 2m cable *	20A 3pin 2m cable *
Connections : Output	Cables *	Cables *
Connections : cable min. size	15mm ² per 2 meters	20mm ² per 2 meters
Cabinet Dimensions: LxWxD	400 x 270 x 300 mm	400 x 270 x 450 mm
Mounting Holes: LxW	380 x 120 mm	375 x 120 mm (base only)
Mounting Holes: size	5/16 (8mm)	1/8 (3mm)
Weight	27kg	40kg
Cab	B	C
* other options available Temp Sensor		

11045B.4

110.00 Volts

136.50 Volts

45.00 Amps

65.00 Amps

2 Vac p-p

200 Ah ~ 800 Ah

15.00 Amps

415Vac 3 phase

50Hz ~ 60 Hz

12000 VA

18000 VA

16% THD

3x20 Amps circuit breaker

63 Amps circuit breaker

150° C

100° C

60° C

-3mV / cell / ° Celsius

-10°C ~ 45°C

Terminal Box *

175A SB Connector *

Determined by Installer

600 x 270 x 450 mm

575 x 120 mm (base only)

1/8 (3mm)

60kg

D



BETAcharge 4	ELS11015B	ELS11030B
Nominal Battery Voltage	110.00 Volts	110.00 Volts
Maximum Output Voltage	127.60 Volts	127.60 Volts
Max Output Current (Ave)	15.00 Amps	30.00 Amps
Max Output Current (RMS)	25.00 Amps	50.00 Amps
Max Output Ripple (RMS)	2 Vac p-p	3 Vac p-p
Total Battery Capacity	30 Ah ~ 200 Ah	60 Ah ~ 400 Ah
Max. Load during recharge	5.00 Amps	10.00 Amps
Mains Supply Voltage	220 Vac ~ 240 Vac	220 Vac ~ 240 Vac
Mains Supply Frequency	50Hz ~ 60 Hz	50Hz ~ 60 Hz
Maximum Consumption (RMS)	3000 VA	6000 VA
Minimum Genset (max output)	6000 VA	12000 VA
Tolerance to Mains Distortion	16% THD	16% THD
Mains Input Protection	20 Amps circuit breaker	32 Amps circuit breaker
Battery Output Protection	32 Amps circuit breaker	63 Amps circuit breaker
Temperature Protection:		
Transformer Core	150° C	150° C
Rectifier Assembly	100° C	100° C
Fan Cooling	60° C	60° C
Temperature Compensation	-3mV / cell / ° Celsius	-3mV / cell / ° Celsius
Operating Temperature range	-10°C ~ 45°C	-10°C ~ 45°C
Connections : Input	15A 3pin 2m cable *	20A 3pin 2m cable *
Connections : Output	Cables *	Cables *
Connections : cable min. size	15mm ² per 2 meters	20mm ² per 2 meters
Cabinet Dimensions: LxWxD	400 x 270 x 300 mm	400 x 270 x 450 mm
Mounting Holes: LxW	380 x 120 mm	375 x 120 mm (base only)
Mounting Holes: size	5/16 (8mm)	1/8 (3mm)
Weight	27kg	50kg
Cab	B	C
* other options available Temp Sensor	