

# SKYLIFT STAIR/CHAIR LIFT

STANDING STAIR LIFT  
CHAIR LIFT



351 CONGRESSIONAL AVE. TANDANG SORA EXT CULIAT, QUEZON CITY  
0998-597-2538  
0915-858-6441

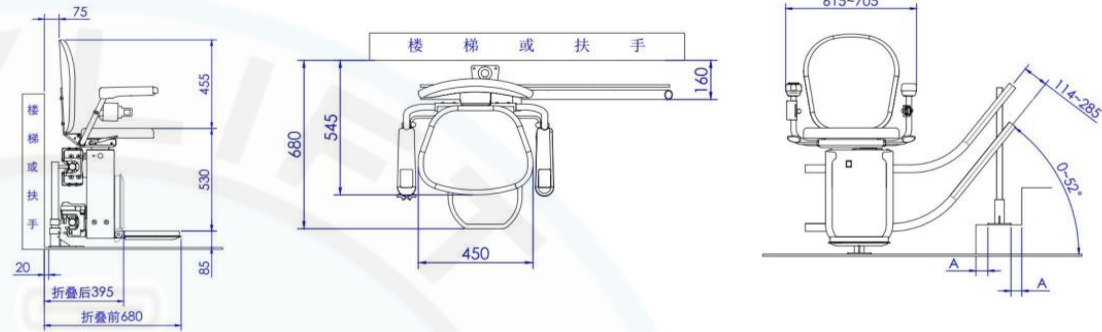
# 120-01 Curved Stairlift

Derived from new design concept in the UK  
The most advanced remote controls in stairlift field

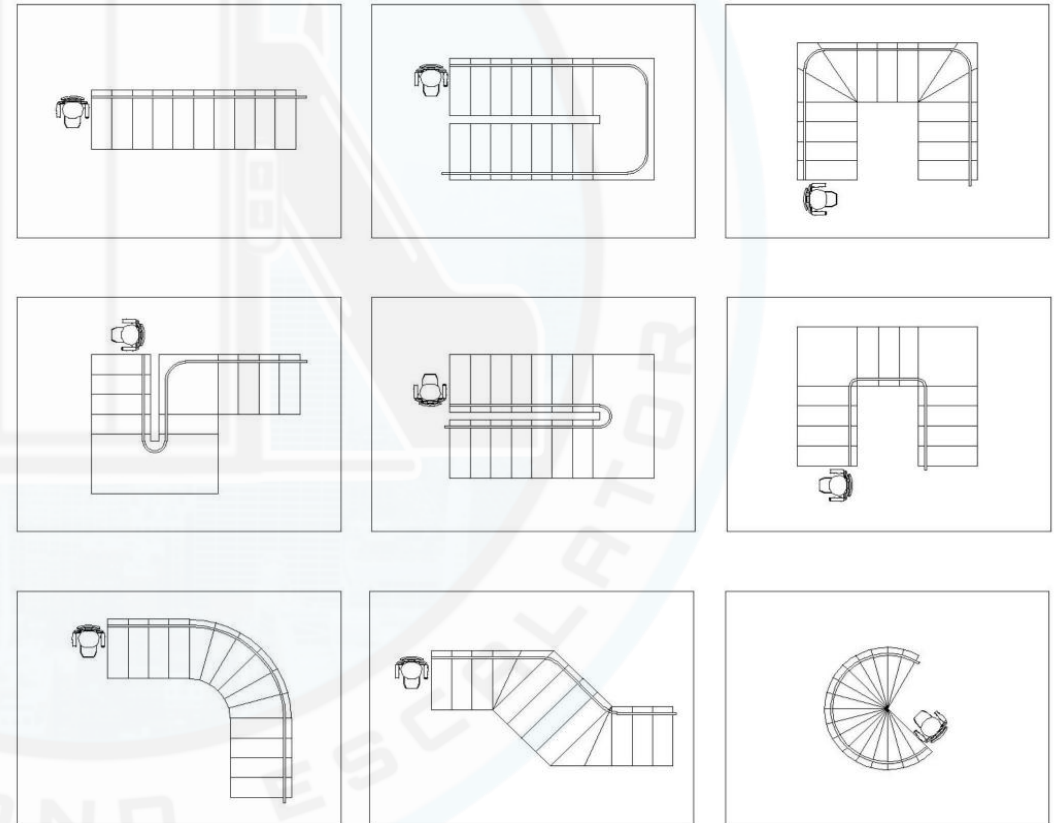
- Twin tube steel rail, 0 to 52 degree
- Foldable arms, seat and footrest
- Swivel seat
- Swivel lever
- Electronic retractable safety belt
- Three layers self-locking system
- Diagnostic display by LCD
- Sensitive security sensors system
- Over-speed protection system
- Intelligent reset system
- Intelligent remote calling system
- Battery self-management system
- Several charging points
- Setting side urgency charging points
- Standard version stairlift max. load 120 KG
- HD version stairlift max. load 160 KG



# Curve Stairlift installation & technical parameters



## Curve Stairlift 9 kinds of staircase layout



Item	Description	Item	Description
(1)	Swivel Seat	(7)	Footrest(folds up and down)
(2)	Armrests(folds up and down)	(8)	Sensitive Footrest&Safety Interlock Switches
(3)	Direction Control Switch	(9)	Diagnostic Display LCD
(4)	Electronic Retractable Safety Belt	(10)	Key Switch
(5)	Seat Pad( folds up and down)	(11)	Main Power Switch
(6)	Seat Swivel Lever	(12)	Twin Tube Steel Rail

## Diagnostic display by LCD




LCD to indicate stairlift actual running situation. Do not worry about it even something happens or an error happens while running. You can diagnose it against user manual or the code indicated on LCD according to the user instruction. You do not need to call and wait for a service engineer when you meet the problem. You can diagnose it easily at home by yourself and resume running normally.

## Sensitive Security Sensors System



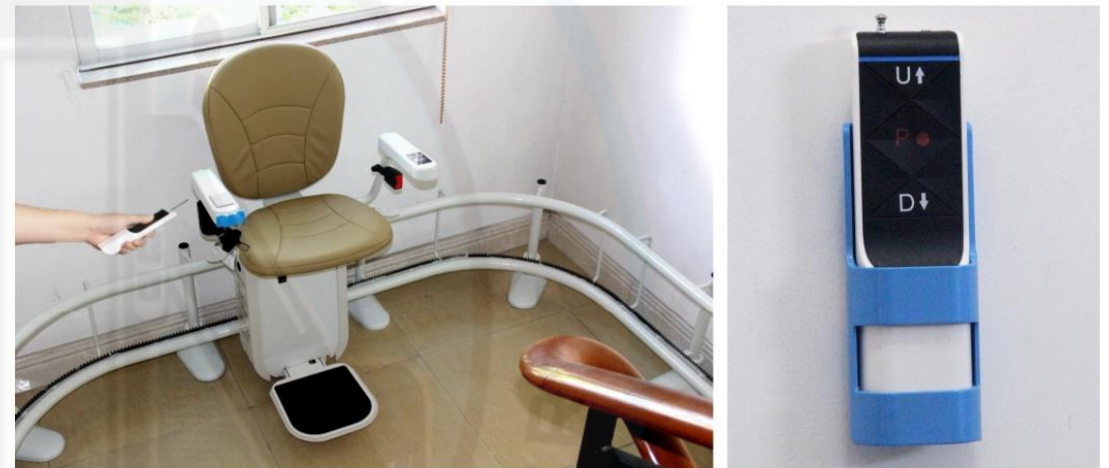
The footrest and both sides of the carriage are fitted with fourteen safety interlock switches. The stairlift will stop safely when the footrest or the carriage contacts with any obstacles while running. It will restart and resume running normally after obstacle removed to ensure your security absolutely.

## Over-speed Protection System



Over-speed protection system has passed Utility Model Patent. The power will be cut off to stop the stairlift immediately and brake in it automatically if the stairlift's actual running speed is beyond the safety speed system settings. You need to contact Service Engineer of Melodic for repair and maintenance to ensure to resume it in normal.

## Intelligent Remote Calling System



You can start calling the stairlift by inputting security password or electronic key. LCD mounted on every floor clearly shows the stairlift location and running status. You can call it to your location freely wherever floor you are.

Calling by electronic key



Security password or



User's floor display

Other floor display

Stairlift's floor and running status



## 120-02 Straight Stairlift

Derived from new design concept in the UK

The most advanced remote controls in stairlift field

Straight rail, 0 to 52 degree

Foldable arms, seat and footrest

Swivel seat

Swivel lever

Electronic retractable safety belt

Three layers self-locking system

Diagnostic display by LCD

Sensitive security sensors system

Over-speed protection system

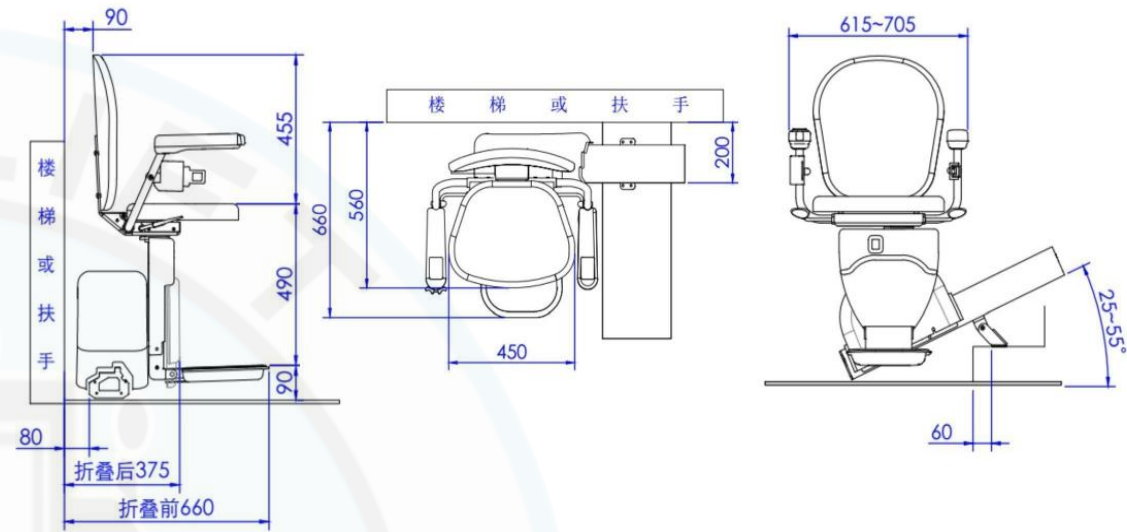
Intelligent reset system

Intelligent remote calling system


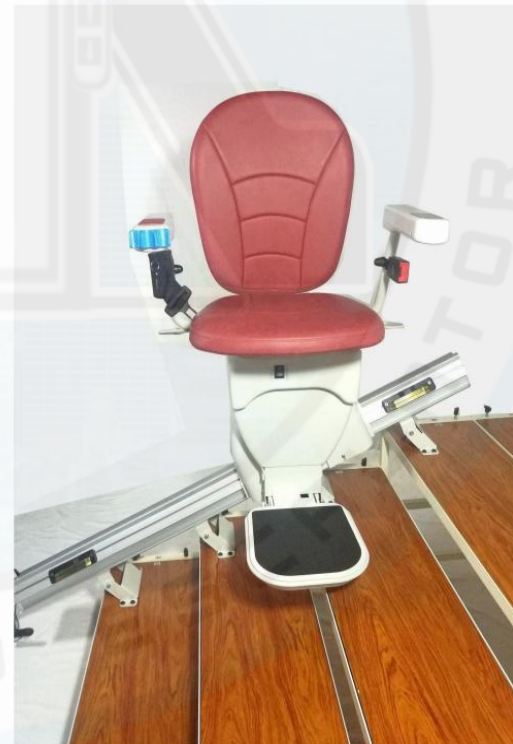
Battery self-management system

Setting side urgency charging points

Standard version stairlift max. Load 120 KG



## Straight Stairlift home setting pictures



## Intelligent Reset System

You can park the stairlift at any position wherever you want after use. The stairlift will then automatically recognize it and move to the nearest charging point for charging when the stairlift stops running in five minutes.

## Seat & Backrest leather series



## Curve Stairlift Rail Standard Colours



RAL9002 Grey White



RAL8007 Fawn Brown

Curve stairlift rail standard colours are RAL9002 grey white and RAL8007 fawn brown. We are also can customize it for your special colour favor if you want.

## stairlift parameters

Product	Curve Stairlift	Straight Stairlift
Model	<i>HTJY-120-01 Curved Stairlift</i>	<i>HTJY-120-02 Straight Stairlift</i>
Picture		
Drive	DC motor	DC motor
Battery voltage	V24	V24
Tripping speed	0.12m/s	0.12m/s
Folded width	mm390	mm370
Adjustable width	mm110-170	mm110-170
Chair size	615-705(Width adjustable)×470×400mm	615-705(Width adjustable)×470×400mm
Rail angle	0-2°	0-52°
Std version max. load	KG120	120KG
HD version max. load	160KG	-----
Warranty	Stairlift: 1 years or 10,000 times (subject to the first reached data) Battery: 1 year ( industry standard)	Stairlift: 1 years or 10,000 times (subject to the first reached data) Battery: 1 year ( industry standard)