

# Atlas Copco WEDA Small Range Pumps (60 Hz) Simply gets the dewatering job done!



## NEW MODELS:

WEDA D04N

WEDA D04BN

WEDA S04N

WEDA D08N

WEDA S08N

**WEDA 04**  
**WEDA 04B**  
**WEDA 04S**  
**WEDA 08**  
**WEDA 08S**

### Fast and effective dewatering in small packages

Atlas Copco has extended its range of professional pumps to include five small but effective (1HP and below) models. These new WEDA pumps are ideal for customers in the construction and rental industries, where small, lightweight, portable and easily maintained pumps are required to perform daily, yet ever-demanding dewatering jobs quickly.

The new additions to the Atlas Copco range of professional pumps are two drainage pumps, two sludge pumps and a residual pump.



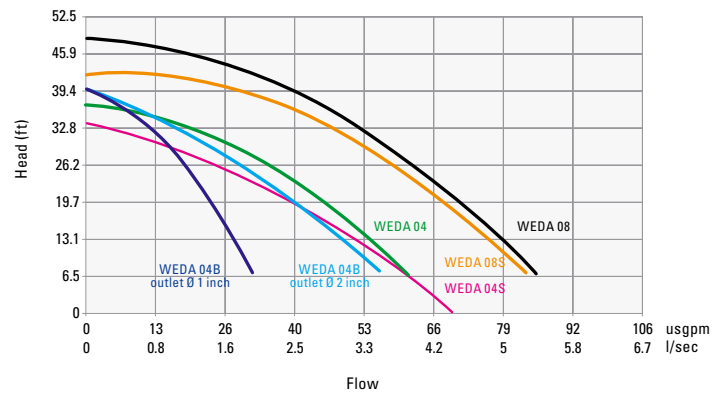
Small in size, light in weight, great in performance

The new Atlas Copco WEDA Small Range pumps are portable, light weight and easily maintained. They provide fast and efficient dewatering for a wide variety of applications, including:

- excavations in construction areas;
- general dewatering requirements at mine, shipyard and other industrial sites;
- fire brigades;
- utility installations and repairs;
- maintenance and clean-up tasks in urban areas; and
- government and military response and preparedness program.

The design of the pump's outer jacket for cooling and thermo protection keeps it running safely under various conditions. The triple shaft seal assures a long life time and the semi vortex wet end minimizes maintenance.

Flowchart



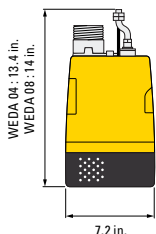
Technical data

NEW MODEL : D 0 4 N      D 0 4 B N      S 0 4 N      D 0 8 N      S 0 8 N

		WEDA 04	WEDA 04B	WEDA 04S	WEDA 08	WEDA 08S
Discharge (smooth and threaded BSP)	inch / mm	2" / 50	1" / 50 (2" / 50 optional)	2" / 50	2" / 50	2" / 50
Motor rating	HP / kW	0.5 / 0.4	0.5 / 0.4	0.5 / 0.4	1.0 / 0.75	1.0 / 0.75
Voltage	V	115 or 230 (1 ph, 60 Hz)	115 or 230 (1 ph, 60 Hz)	115 or 230 (1 ph, 60 Hz)	115 or 230 (1 ph, 60 Hz)	115 or 230 (1 ph, 60 Hz)
Rated current (@ 115 V / 230 V)	A	5.2 / 2.8	5.2 / 2.8	5.2 / 2.8	10 / 5.2	10 / 5.2
Max. flow	usgpm	66	60	71	86	84
	l/sec	4.2	3.75	4.5	5.4	5.3
Head	ft / m	37 / 11.3	40 / 12	35 / 10.5	50 / 15.2	43 / 13
	Weight	lbs / kg	20 / 9	21 / 9.5	22 / 10	27 / 12.4
Max. size of solids handled	inch / mm	1/3 / 7.5	1/6 / 4.5	1 / 25	1/3 / 7.5	1 / 25
Cable length	ft / m	33 / 10	33 / 10	33 / 10	33 / 10	33 / 10
Max. submerged depth	ft / m	16 / 5	16 / 5	16 / 5	16 / 5	16 / 5
Impeller type		semi vortex	semi vortex	vortex	semi vortex	vortex
Impeller material		polyurethane	polyurethane	cast iron	polyurethane	cast iron
Shaft seals		silicon carbide	silicon carbide	silicon carbide	silicon carbide	silicon carbide
Motor protection		thermal protection	thermal protection	thermal protection	thermal protection	thermal protection
Motor insulation class	class	E	E	E	E	E
Ph range	pH	6.5 - 8	6.5 - 8	6.5 - 8	6.5 - 8	6.5 - 8
Max. temperature of fluids	°F / °C	95 / 35	95 / 35	95 / 35	95 / 35	95 / 35

Features

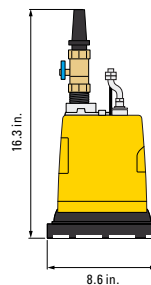
- Dry running capacity;
- Thermal protection on motor;
- Plug and pump;
- Built-in high torque capacitor;
- Double mechanical shaft seals constructed from silicon carbide;
- Additional lip seal for extended lifespan of the primary seal;
- Smooth and threaded discharge connection supplied as standard with the pump;
- Easily accessed impeller and pump housing;
- ISO 9001 and cULus approved.



NEW MODEL: D04N, D08N

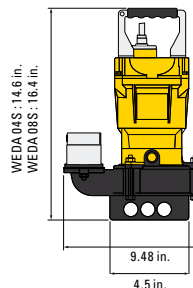
WEDA 04, WEDA 08 drainage pumps

- Polyurethane semi vortex impeller designed to handle water on construction sites, in manholes and industrial pits with very low risk of clogging;
- High torque capacitor/motor and a three terminal auto cut prevent the motor from overload and dry burning.



WEDA 04B residual pump NEW MODEL: D04BN

- Pumps down to 1 mm;
- Rubber coated bottom to avoid damage to tanks and pools;
- 1 inch Ø outlet with a non-return valve to lift and move the pump without spilling or losing suction;
- 2 inch Ø outlet transforms the pump into a regular dewatering pump.



NEW MODEL: S04N, S08N

WEDA 04S, WEDA 08S sludge/trash pumps

- Tough against sand, mud and trash;
- Designed with a vortex cast iron impeller and triple seal system;
- Particles and debris up to 1 inch can go through the pump housing with minimal wear;
- Same motor protection as for WEDA 04/08.

