

E-Z Style

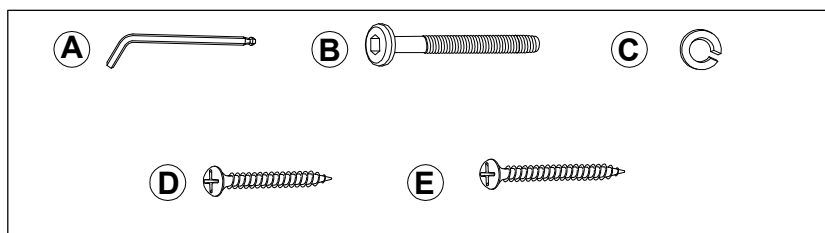
FURNITURE

ASSEMBLY INSTRUCTION & PARTS IDENTIFICATION

MODEL # 1906EZ-01WH

DINING CHAIR

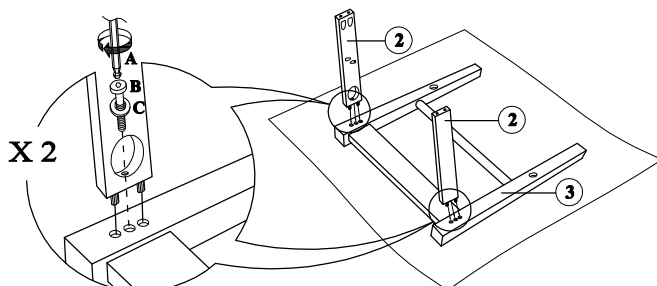
HARDWARE KIT 1906EZ-01P46		
No.	Qty	Description
A	x 1	Allen Key M4 X 110mm
B	x 6	JCBC Bolt M6 X 50mm
C	x 6	Spring Washer 1/4"
D	x 3	Pan Head CBS #8 x 1 1/4"
E	x 4	Pan Head CBS #8 x 1 1/2"



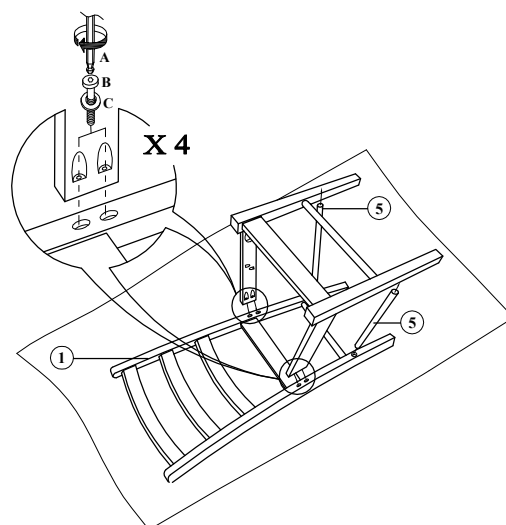
PART KEY			
No.	SKU	Qty	Description
1	1906EZ-01WHP40	1 pc	Back Member
2	1906EZ-01WHP41R	2 pcs	Side Panel
3	1906EZ-01WHP49	1 pc	Front Member
4	1906EZ-01WHP41	1 pc	Chair Seat
5	1906EZ-01WHP44	2 pcs	Side Stretcher
6	1906EZ-01P01F	4 pcs	Floor Glide

NOTE : DO NOT FULLY TIGHTEN CONNECTIONS UNTIL CHAIR SITS LEVEL ON THE FLOOR OF INTENDED USE. ONCE CHAIR IS LEVEL, BE SURE TO TIGHTEN ALL BOLTS.

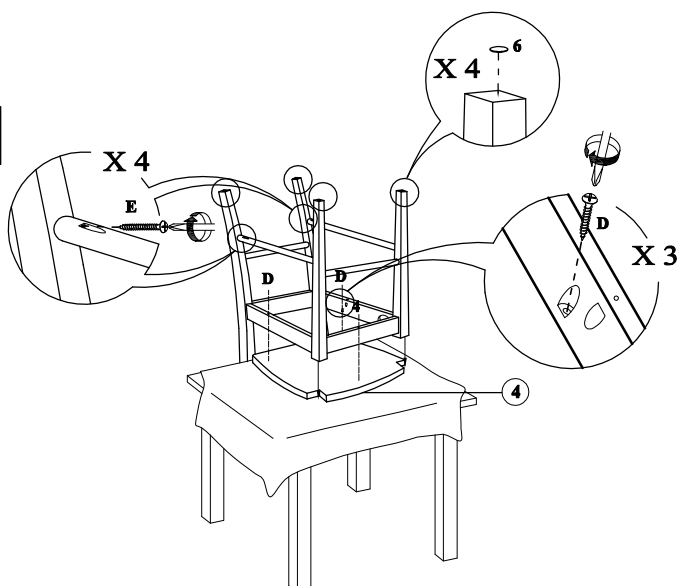
1



2



3



4

