

10-12" 8000 & 8000Q Series

Positive Displacement Blowers
& Vacuum Pumps



GD
GARDNER DENVER

Experience Proven Results



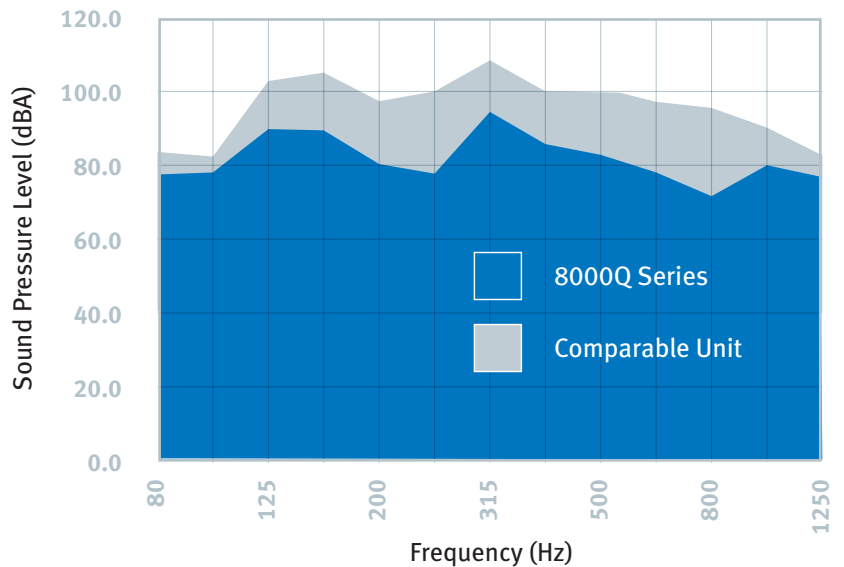
8000 & 8000Q Series



Industry	Application
Milling and Baking	Blending and Conveying
Resin and Plastic	Processing and Conveying
Power Generation	Fly Ash Conveying and Aeration
Chemical	Vacuum Processing and Conveying
Wastewater	Aeration and Backwashing
Pulp and Paper	Chip Conveying and Process Vacuum
Cement and Lime	Fluidization and Conveying
Soil Remediation	Vacuum Extraction and Sparging
Air Separation	Gas Collection and Transportation
Coalbed/Landfill	Methane Gas Recovery
Process Gas	Gas Boosting
Oil & Gas	Gas Collection & Sparging



Operation at 12" Hg



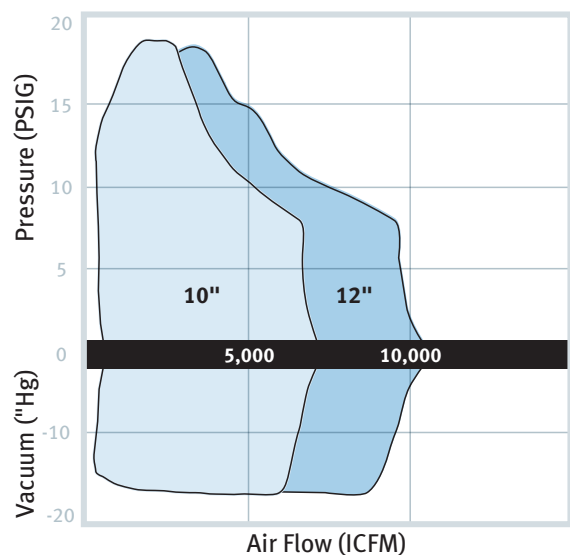
All Sutorbilt 8000 blowers are manufactured in our state of the art facility in Sedalia, Missouri by skilled machinists. They are built to rigorous ISO 9001 quality standards and each blower is individually tested before it leaves our facilities. We support all of our customers before and after the sale with dedicated customer service, warranty, and engineering departments as well as an international network of experienced local distributors.

Available Options

- Wet Vac
- Corrgard Coating
- Mechanical Seals
- Force Feed Lube
- Force Feed Lube w/Cooler



8000 & 8000Q Series Map by Gear Diameter



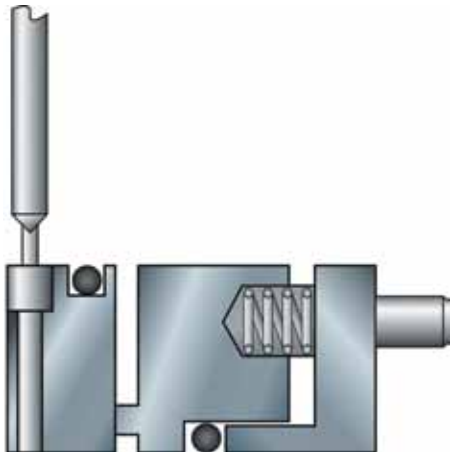
Specific Model Selection

For specific air demands, performance data is available through **QuickPik**, a web-based blower sizing and selection software. It can be accessed 24/7 on www.GDQuickPik.com or www.GardnerDenverProducts.com.

8000 & 8000Q Superior Features

One-Piece Steel Shafts

- Constructed of chrome alloy
- Interference-fit through the impeller and flanged to the gear end
- Employ larger diameters to reduce torsional deflection
- Increased pressure ratings and efficiencies
- Allowing higher working loads for V-belt drives without additional bearings
- Competition utilizes bolt on shafts which transmit power through the cast rotor causing added stress loads

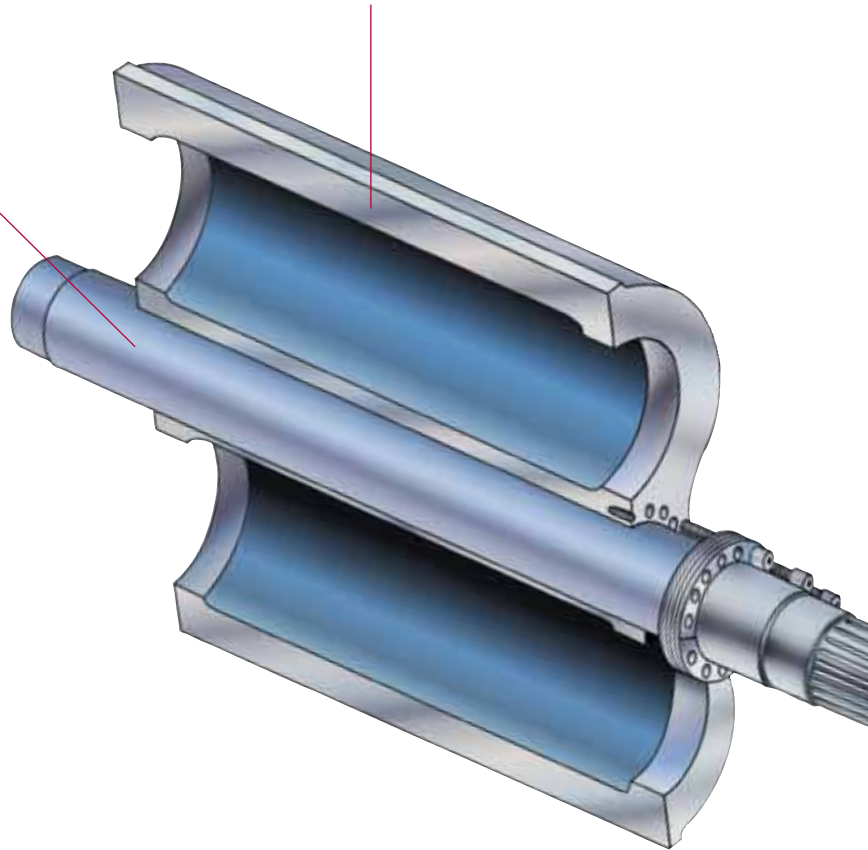


Optional Mechanical Seals

- Prevent gas leaks
- Recommended for all gas-handling applications in pressure or vacuum

Dynamically Balanced Impellers

- Constructed of high-density, ductile-iron
- Designed for smooth running and lower bearing loads



Splash Lubrication

- Effective & efficient splash lubrication of all bearing and timing gears
- Optional pressure lubrication system and oil cooler (with a unidirectional, shaft-mounted pump to deliver oil to bearings and gears from a single sump)

Heavy Duty Bearings

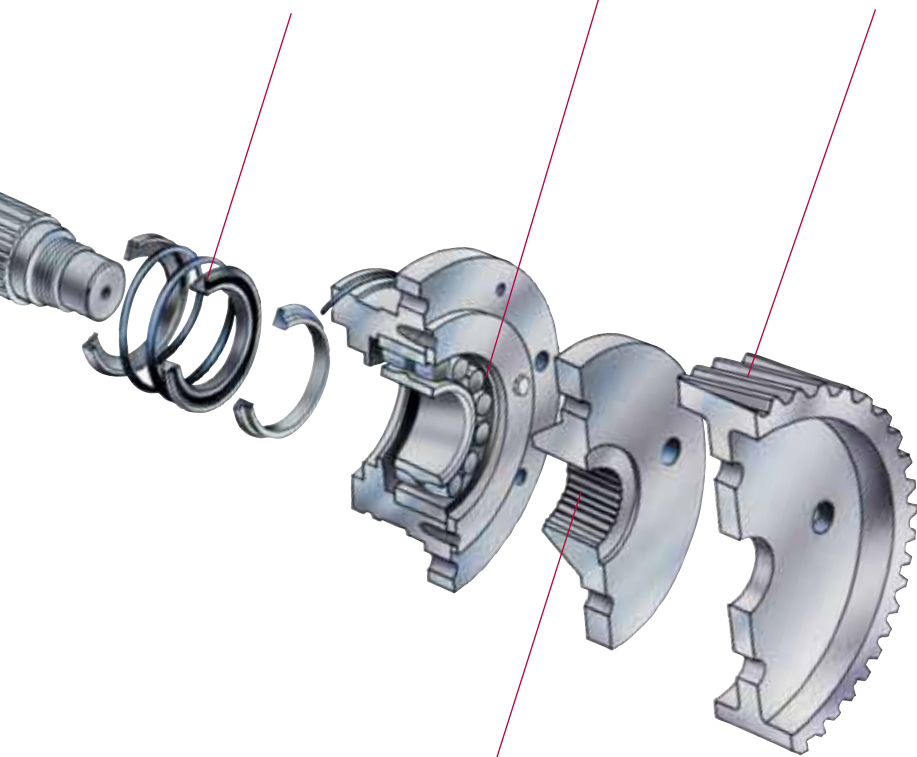
- Double-row, spherical roller bearings
- Contained by machine bearing cartridges to allow for easy field maintenance
- Gear end bearings fixed axially against shaft shoulder
- Controls thrust loads and maintains end clearances

Viton Oil Seals and Labyrinth Air Seals

- Provide long life and reliable sealing at blower rated temperatures
- Optional mechanical seals

Heat-Treated Timing Gears

- Constructed of alloy steel
- Attached to timing hubs by high tensile strength bolts
- Helical gear design



Timing Hubs

- Accurately positioned by splines on the drive shaft
- Simplifies timing and serviceability

Other 8000 Series Features

- High-tensile, cast-iron headplates keep all internals perfectly aligned
- Generous seal vent areas assure better sealing and longer life
- Large machined footpads offer excellent, permanent mounting surfaces
- Reinforced case design assures greater rigidity under pressure or vacuum
- Energy-saving ports with larger inlet and discharge ports allow for greater air flow and optimum air velocity

Dimensional Data – Vertical Configurations

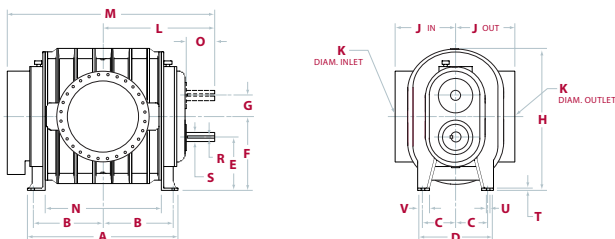
SIZE	WT.	A	B	C	D	E	F	G	H	J _{In}	J _{Out}	K _{In}	K _{Out}	L	M	N	O	R	S	T	U	V
1008	1750	16.75	7.00	7.50	18	14.00	19.00	5	34.38	17.38	17.38	8	8	19.38	35.63	8.00	7.88	0.63	2.50	1.19	0.88	4.25
1011	1875	19.75	8.50	7.50	18	14.00	19.00	5	34.38	17.38	17.38	8	8	20.88	38.63	11.00	7.88	0.63	2.50	1.19	0.88	4.25
1013	2000	22.00	9.63	7.50	18	14.00	19.00	5	34.38	17.38	17.38	10	10	22.00	40.88	13.25	7.88	0.63	2.50	1.19	0.88	4.25
1013-Q	2092	22.00	9.63	7.50	18	14.00	19.00	5	34.38	14.25	14.25	12	10	22.00	40.88	13.25	7.88	0.63	2.50	1.19	0.88	4.25
1016	2050	24.75	11.00	7.50	18	14.00	19.00	5	34.38	12.00	12.00	10	10	23.38	43.63	16.00	7.88	0.63	2.50	1.19	0.88	4.25
1016-Q	2164	24.75	11.00	7.50	18	14.00	19.00	5	34.38	14.25	14.25	12	10	23.38	43.63	16.00	7.88	0.63	2.50	1.19	0.88	4.25
1018	2100	26.75	12.00	7.50	18	14.00	19.00	5	34.38	12.00	12.00	10	10	24.38	45.63	18.00	7.88	0.63	2.50	1.19	0.88	4.25
1018-Q	2217	26.75	12.00	7.50	18	14.00	19.00	5	34.38	14.25	14.25	12	10	24.38	45.63	18.00	7.88	0.63	2.50	1.19	0.88	4.25
1021	2165	29.75	13.50	7.50	18	14.00	19.00	5	34.38	12.00	12.00	12	12	25.88	48.63	21.00	7.88	0.63	2.50	1.19	0.88	4.25
1021-Q	2286	29.75	13.50	7.50	18	14.00	19.00	5	34.38	14.25	14.25	14	12	25.88	48.63	21.00	7.88	0.63	2.50	1.19	0.88	4.25
1024	2530	32.75	15.00	7.50	18	14.00	19.00	5	35.25	14.00	14.00	14	14	27.38	51.63	24.00	7.88	0.63	2.50	1.19	0.88	4.25
1024-Q	2697	32.75	15.00	7.50	18	14.00	19.00	5	35.25	14.25	14.25	14	12	27.38	51.63	24.00	7.88	0.63	2.50	1.19	0.88	4.25
1030	2770	38.75	18.00	7.50	18	14.00	19.00	5	35.25	14.00	14.00	14	14	30.38	57.63	30.00	7.88	0.63	2.50	1.19	0.88	4.25
1030-Q	3032	38.75	18.00	7.50	18	14.00	19.00	5	35.25	14.25	14.25	16	14	30.38	57.63	30.00	7.88	0.63	2.50	1.19	0.88	4.25
1213	2850	22.50	9.50	9.00	22	16.50	22.50	6	40.75	19.25	19.25	10	10	24.00	45.00	13.00	8.88	0.75	2.88	1.33	0.88	6.50
1216	2975	25.50	11.00	9.00	22	16.50	22.50	6	40.75	19.25	19.25	10	10	25.50	48.00	16.00	8.88	0.75	2.88	1.33	0.88	6.50
1218	3065	28.00	12.25	9.00	22	16.50	22.50	6	41.75	16.00	16.00	12	12	26.75	50.50	18.50	8.88	0.75	2.88	1.33	0.88	6.50
1218-Q	3211	28.00	12.25	9.00	22	16.50	22.50	6	41.75	16.50	16.50	16	14	26.75	50.50	18.50	8.88	0.75	2.88	1.33	0.88	6.50
1220	3340	29.50	13.00	9.00	22	16.50	22.50	6	41.75	16.00	16.00	12	12	27.50	52.00	20.00	8.88	0.75	2.88	1.33	0.88	6.50
1220-Q	3531	29.50	13.00	9.00	22	16.50	22.50	6	41.75	16.50	16.50	16	14	27.50	52.00	20.00	8.88	0.75	2.88	1.33	0.88	6.50
1223	3410	32.50	14.50	9.00	22	16.50	22.50	6	41.75	16.00	16.00	14	14	29.00	55.00	23.00	8.88	0.75	2.88	1.33	0.88	6.50
1223-Q	3606	32.50	14.50	9.00	22	16.50	22.50	6	41.75	16.50	16.50	16	14	29.00	55.00	23.00	8.88	0.75	2.88	1.33	0.88	6.50
1226	3625	35.50	16.00	9.00	22	16.50	22.50	6	41.75	16.00	16.00	14	14	30.50	58.00	26.00	8.88	0.75	2.88	1.33	0.88	6.50
1226-Q	3893	35.50	16.00	9.00	22	16.50	22.50	6	41.75	16.50	16.50	18	16	30.50	58.00	26.00	8.88	0.75	2.88	1.33	0.88	6.50
1230	3975	39.50	18.00	9.00	22	16.50	22.50	6	41.75	16.00	16.00	16	16	32.50	62.00	30.00	8.88	0.75	2.88	1.33	0.88	6.50
1230-Q	4346	39.50	18.00	9.00	22	16.50	22.50	6	41.75	16.50	16.50	18	16	32.50	62.00	30.00	8.88	0.75	2.88	1.33	0.88	6.50
1236	4170	45.50	21.00	9.00	22	16.50	22.50	6	41.75	16.00	16.00	16	16	35.50	68.00	36.00	8.88	0.75	2.88	1.33	0.88	6.50
1236-Q	4693	45.50	21.00	9.00	22	16.50	22.50	6	41.75	16.50	16.50	20	18	35.50	68.00	36.00	8.88	0.75	2.88	1.33	0.88	6.50

Dimensional Data – Horizontal Configurations

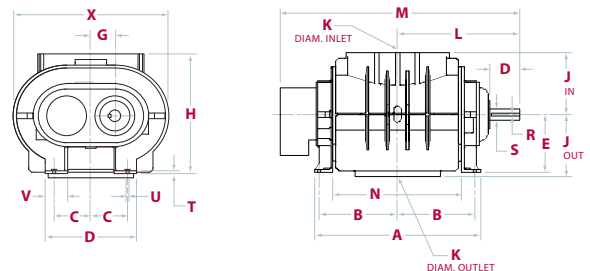
SIZE	WT.	A	B	C	D	E	G	H	J _{In}	J _{Out}	K _{In}	K _{Out}	L	M	N	O	R	S	T	U	V	X
1008	1750	16.75	7.00	7.50	20	14.00	5	31.38	17.38	17.38	8	8	19.38	36.38	8.00	7.88	0.63	2.50	1.13	0.88	7.00	30.75
1011	1875	19.75	8.50	7.50	20	14.00	5	31.38	17.38	17.38	8	8	20.88	39.38	11.00	7.88	0.63	2.50	1.13	0.88	7.00	30.75
1013	2000	22.00	9.63	7.50	20	14.00	5	31.38	17.38	17.38	10	10	22.00	41.63	13.25	7.88	0.63	2.50	1.13	0.88	7.00	33.00
1016	2050	24.75	11.00	7.50	20	14.00	5	26.00	12.00	12.00	10	10	23.38	44.38	16.00	7.88	0.63	2.50	1.13	0.88	7.00	33.00
1016-Q	2164	24.75	11.00	7.50	20	14.00	5	28.25	14.25	14.25	12	10	23.38	44.38	16.00	7.88	0.63	2.50	1.13	0.88	7.00	33.00
1018	2100	26.75	12.00	7.50	20	14.00	5	26.00	12.00	12.00	10	10	24.38	46.38	18.00	7.88	0.63	2.50	1.13	0.88	7.00	33.00
1021	2165	29.75	13.50	7.50	20	14.00	5	26.00	12.00	12.00	12	12	25.88	49.38	21.00	7.88	0.63	2.50	1.13	0.88	7.00	33.00
1021-Q	2286	29.75	13.50	7.50	20	14.00	5	28.25	14.25	14.25	14	12	25.88	49.38	21.00	7.88	0.63	2.50	1.13	0.88	7.00	33.00
1024	2530	32.75	15.00	7.50	20	14.00	5	28.00	14.00	14.00	14	14	27.38	52.38	24.00	7.88	0.63	2.50	1.13	0.88	7.00	33.00
1024-Q	2697	32.75	15.00	7.50	20	14.00	5	28.25	14.25	14.25	14	12	27.38	52.38	24.00	7.88	0.63	2.50	1.13	0.88	7.00	33.00
1030	2770	38.75	18.00	7.50	20	14.00	5	28.00	14.00	14.00	14	14	30.38	58.38	30.00	7.88	0.63	2.50	1.13	0.88	7.00	33.00
1030-Q	3032	38.75	18.00	7.50	20	14.00	5	28.25	14.25	14.25	16	14	30.38	58.38	30.00	7.88	0.63	2.50	1.13	0.88	7.00	33.00
1213	2850	22.50	9.50	9.00	24	16.50	6	35.75	19.25	19.25	10	10	24.00	45.12	13.00	8.88	0.75	2.88	1.33	0.88	7.00	36.50
1216	2975	25.50	11.00	9.00	24	16.50	6	35.75	19.25	19.25	10	10	25.50	48.12	16.00	8.88	0.75	2.88	1.33	0.88	7.00	36.50
1218	3065	28.00	12.25	9.00	24	16.50	6	32.50	16.00	16.00	12	12	26.75	50.62	18.50	8.88	0.75	2.88	1.33	0.88	7.00	39.00
1220	3340	29.50	13.00	9.00	24	16.50	6	32.50	16.00	16.00	12	12	27.50	52.12	20.00	8.88	0.75	2.88	1.33	0.88	7.00	39.00
1223	3410	32.50	14.50	9.00	24	16.50	6	32.50	16.00	16.00	14	14	29.00	55.12	23.00	8.88	0.75	2.88	1.33	0.88	7.00	39.00
1226	3625	35.50	16.00	9.00	24	16.50	6	32.50	16.00	16.00	14	14	30.50	58.12	26.00	8.88	0.75	2.88	1.33	0.88	7.00	39.00
1226-Q	3893	35.50	16.00	9.00	24	16.50	6	33.00	16.50	16.50	18	16	30.50	58.12	26.00	8.88	0.75	2.88	1.33	0.88	7.00	39.00
1230	3975	39.50	18.00	9.00	24	16.50	6	32.50	16.00	16.00	16	16	32.50	62.12	30.00	8.88	0.75	2.88	1.33	0.88	7.00	39.00
1230-Q	4346	39.50	18.00	9.00	24	16.50	6	33.00	16.50	16.50	18	16	32.50	62.12	30.00	8.88	0.75	2.88	1.33	0.88	7.00	39.00
1236	4170	45.50	21.00	9.00	24	16.50	6	32.50	16.00	16.00	16	16	35.50	68.12	36.00	8.88	0.75	2.88	1.33	0.88	7.00	39.00
1236-Q	4693	45.50	21.00	9.00	24	16.50	6	33.00	16.50	16.50	20	18	35.50	68.12	36.00	8.88	0.75	2.88	1.33	0.88	7.00	39.00

Dimensions are in inches. Weights are in pounds and approximate.

Vertical Model Dimensions



Horizontal Model Dimensions



Sutorbilt® 8000 Series Vacuum Performance Data

SIZE	DIA. INLET & OUTLET	DISPL. CU. FT./REV.	FULL RATED VACUUM	FULL RATED WET VACUUM	RPM	8" Hg		10" Hg		12" Hg		14" Hg		16" Hg	
						CFM	BHP	CFM	BHP	CFM	BHP	CFM	BHP	CFM	BHP
1008	8	1.1	16	24	1475	1424	31	1389	37	1353	44	1314	51	1215	57
					1770	1748	38	1714	46	1678	54	1638	62	1540	70
1011	8	1.5	16	24	1475	1955	42	1911	50	1864	61	1813	70	1700	79
					1770	2398	53	2353	64	2307	75	2256	85	2143	96
1013	10	1.8	16	24	1475	2355	50	2303	61	2248	72	2189	83	2055	94
					1770	2886	63	2834	75	2779	88	2720	101	2586	114
1016*	10	2.2	16	24	1475	2898	62	2839	75	2775	89	2707	102	2539	115
					1770	3547	78	3488	93	3424	109	3356	125	3188	140
1018*	10	2.4	16	24	1475	3173	68	3110	83	3043	97	2970	112	2789	126
					1770	3881	86	3818	103	3751	120	3678	137	3497	154
1021*	12	2.8	16	24	1475	3721	78	3651	95	3577	112	3495	129	3289	146
					1770	4547	98	4477	118	4402	138	4321	158	4115	178
1024*	14	3.3	16	21	1475	4386	91	4303	112	4215	132	4119	152	3876	172
					1770	5959	114	5276	138	5188	162	5093	185	4849	209
1030*	14	4.1	16	16	1475	5449	115	5346	140	5237	165				
					1770	6659	144	6555	173	6446	203				
1213	10	2.6	16	24	1160	2655	57	2592	69	2526	82	2455	94	2267	107
					1460	3435	75	3372	91	3306	106	3235	121	3047	137
1216	10	3.1	16	24	1160	3180	69	3107	83	3032	98	2949	113	2716	128
					1460	4110	92	4037	110	3962	128	3879	146	3646	164
1218*	12	3.6	16	24	1160	3709	79	3628	96	3543	113	3451	130	3183	148
					1460	4789	104	4708	125	4623	147	4531	168	4263	189
1220*	12	4.0	16	24	1160	4140	88	4053	107	3962	126	3863	145	3619	164
					1460	5340	117	5253	140	5162	164	5063	187	4819	211
1223*	14	4.5	16	24	1160	4678	98	4584	119	4485	141	4378	163	4109	184
					1460	6028	129	5934	156	5835	183	5728	209	5459	236
1226*	14	5.0	16	23	1160	5209	109	5107	133	5000	157	4882	181	4586	205
					1460	6709	145	6607	174	6500	204	6382	233	6086	263
1230*	16	6.0	16	20	1160	6251	131	6129	159	5999	188	5859	217		
					1460	8051	172	7929	208	7799	243	7659	279		
1236*	16	7.1	16	16	1160	7397	156	7252	190	7099	224				
					1460	9527	207	9382	249	9229	291				

Sutorbilt® 8000 Series Pressure Performance Data

SIZE	DIA. INLET & OUTLET	DISPL. CU. FT./REV.	FULL RATED PRESSURE	RPM	6 PSIG		8 PSIG		10 PSIG		12 PSIG		15 PSIG		18 PSIG	
					CFM	BHP	CFM	BHP	CFM	BHP	CFM	BHP	CFM	BHP	CFM	BHP
1008	8	1.1	20.0	1475	1412	46	1380	60	1351	74	1325		1290	110	1203	131
				1770	1737	57	1704	74	1676	91	1650	108	1615	134	1527	159
1011	8	1.5	20.0	1475	1942	64	1899	83	1862	103	1828	122	1783	151	1685	180
				1770	2383	80	2341	103	2304	126	2271	150	2225	184	2127	219
1013	10	1.8	18.9	1475	2338	76	2288	99	2245	122	2206	145	2153	180	2037	215
				1770	2869	94	2820	122	2776	150	2737	177	2684	219	2568	261
1016*	10	2.2	15.6	1475	2879	94	2822	122	2772	150	2727	178	2666	221		
				1770	3528	117	3471	151	3421	185	3376	219	3315	270		
1018*	10	2.4	13.9	1475	3152	103	3092	134	3039	164	2992	195				
				1770	3860	128	3800	166	3747	203	3700	240				
1021*	12	2.8	11.9	1475	3698	118	3631	154	3573	190						
				1770	4524	147	4457	191	4399	234						
1024*	14	3.3	10.4	1475	4359	138	4280	181	4210	223						
				1770	5332	172	5253	223	5184	274						
1030*	14	4.1	8.3	1475	5415	174	5317	227								
				1770	6625	217	6527	280								
1213	10	2.6	20.0	1160	2634	86	2575	112	2523	139	2476	165	2412	204	2244	244
				1460	3414	113	3355	147	3303	180	3256	213	3192	262	3024	312
1216	10	3.1	18.8	1160	3156	104	3088	135	3028	166	2974	198	2900	245	2689	292
				1460	4086	137	4018	177	3958	216	3904	256	3830	315	3619	374
1218*	12	3.6	16.2	1160	3682	119	3606	155	3539	192	3478	228	3396	283		
				1460	4762	157	4686	202	4619	248	4558	294	4476	363		
1220*	12	4.0	15.0	1160	4111	133	4029	173	3957	214	3892	254	3804	315		
				1460	5311	176	5229	226	5157	277	5092	328	5004	405		
1223*	14	4.5	13.0	1160	4647	148	4559	193	4480	239	4410	284				
				1460	5997	194	5909	252	5830	309	5760	366				
1226*	14	5.0	11.5	1160	5176	165	5079	216	4994	266						
				1460	6676	218	6579	282	6494	345						
1230*	16	6.0	10.0	1160	6211	197	6095	258	5993	319						
				1460	8011	260	7895	336	7793	412						
1236*	16	7.1	8.3	1160	7350	236	7212	308								
				1460	9480	312	9342	402								

Performance based on inlet air at standard temperature of 68° F, an ambient pressure of 14.7 psia and 36% relative humidity. For performance at non-standard conditions, contact your authorized Gardner Denver representative.

* Available with Quiet series option (Q Series). Q Series produces approximately 2% less flow and uses approximately 2% less hp than the standard models based on equivalent operating conditions.

Protect your Gardner Denver investment with AEON® PD, the only lubricant specially formulated for all blowers in any environment

- 100% synthetic for matchless service life
- Retains its superior lubricating properties a minimum of four times longer than a premium grade mineral oil at most operating conditions
- Eliminates seasonal oil viscosity grade changes
- Superior lubrication in severe, high temperature applications
- Available from your local authorized Gardner Denver distributor in convenient sizes to meet your needs
- Food grade lubricant available



Retain your 8000/8000Q advantage with genuine Gardner Denver replacement parts

- Gardner Denver guarantees to supply the proper parts for your specific blower every time. Replacement parts incorporate the most recent design upgrades.
- All parts meet Gardner Denver original manufacturing specifications and tolerances for guaranteed fit and function.
- Pre-packaged overhaul kits with detailed service manuals are available from your local authorized Gardner Denver distributor.



RADCO Industries, Inc.
1683 Rock Hill Highway
Lancaster, SC 29720
Ph: (704) 545-1440
Fax: (704) 545-8345
www.radcousa.com

**Gardner
Denver®**

www.GardnerDenverProducts.com

Gardner Denver, Inc. 1800 Gardner Expressway, Quincy, IL 62305
www.contactgd.com/blowers
866-428-4890



©2013 Gardner Denver, Inc. Printed in U.S.A. PD-SB-8000-10-12 1st Ed. 6/13

