

BILSON DOOR

Pre-Assembled exterior door specifically
engineered for the Modular Industry



BT MODULAR



POWDER COAT
FINISH

16GA
KERF FRAME

SPECIFICATIONS

BILSON

Rough Opening: 36" x 80"

Door Size: 34 3/4" x 78 1/8"

Overall Dimensions: 38 5/8" x 81 5/16"

BILSON XL

Rough Opening: 38" x 81"


Door Size: 35 3/4" x 79 1/8" (3068)

Overall Dimensions: 40 1/4" x 86 3/32"

FEATURES

- Pre-assembled door & frame
- Powder coat finish
- 16GA Kerfed frame w/ Kerf weatherstripping
- 20 GA Door
- 16 GA Door end channels
- 20 GA Door top cap
- Reinforced for closer
- Polystyrene foam core
- Prepped for deadbolt option
- 10x10 visible lite kit option
- Flange mount 16 GA frame
- ASA Strike prepped
- Tamper resistant hinges
- ADA compliant threshold
- Door sweep

COLORS



Bright
White

Off
White

Gray

LITE KIT OPTIONS

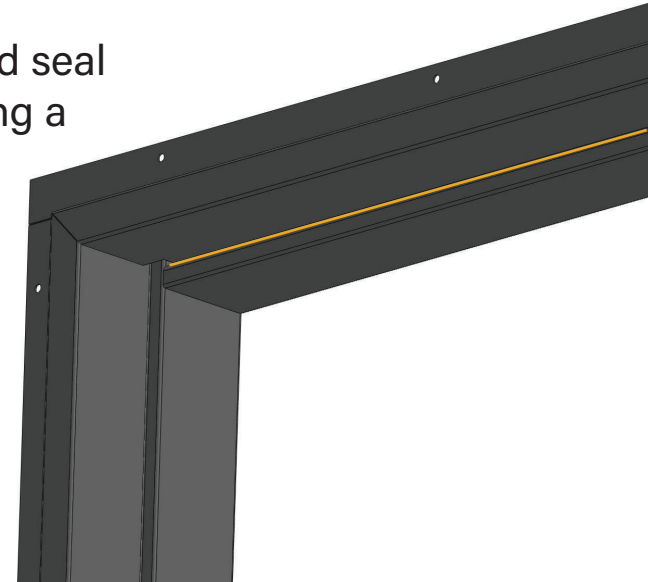
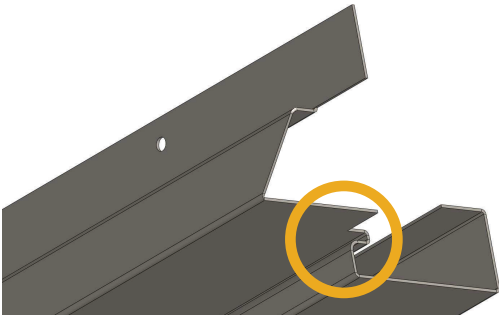
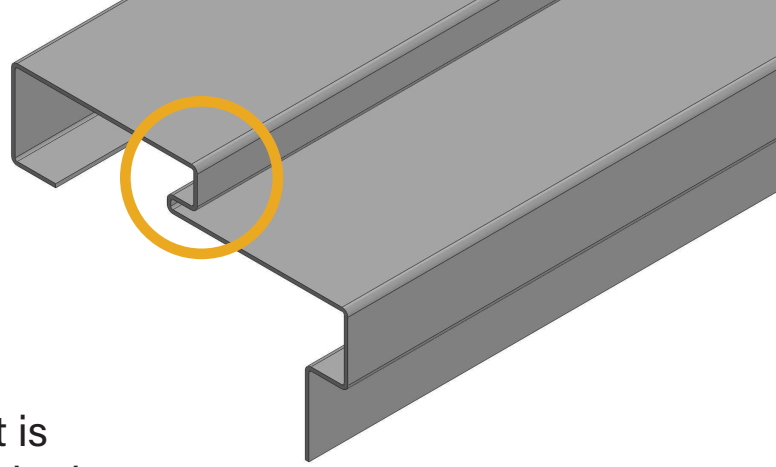
10 X 10

5 X 20

6 X 30


16GA KERF FRAME

The Bilson Door hosts a Kerf Frame that is specifically designed to hold weather stripping without screws or adhesive. This creates a solid seal to keep out water, air, and debris while providing a long lasting solution.



OTHER FEATURES

IDB Invisible Deadbolt Prep
DB Deadbolt and Lever Prep



Doorsweep & Threshold

