

PRODUCT CATALOGUE
EDITION 6

ZOO
ARCHITECTURAL HARDWARE



006	VIER	Architectural / designer levers & accessories by VIER
014	ZG4S	BS EN 1906 : Grade 4 levers & accessories in ss304
018	ZPS	Architectural levers & accessories in ss304
026	ZCS	Architectural levers & accessories in ss304
040	ZCS2	Contract levers & accessories in ss201
052	ZCS316	Levers & accessories in ss316
056	ZAS	Stainless steel accessories
076	ZSS	Stainless steel signage & numerals
080	DAT	Designer brassware levers & accessories by DA-TONOLI
086	FB	Finest brassware by FULTON & BRAY
120	FB	Finest brass window furniture by FULTON & BRAY
134	ZCB	Contract brass mortice knobs
136	ZAB	Brass accessories
148	ZAA	Architectural aluminium levers & accessories
158	ZCA	Contract aluminium levers & accessories
162	ZSA	Aluminium signage
164	ZPZ	Designer levers & accessories by STANZA
178	ZCZ	Contract levers & accessories by STANZA
184	RM	Designer levers & accessories by ROSSO MANIGLIE
202	PRO	Project zinc levers & accessories – PRO RANGE
208	FF	Black antique ironmongery by FOXCOTE FOUNDRIES
236	TDF	Cabinet hardware by TOP DRAWER FITTINGS
240	ZI	Intumescent fire seals by FLEXIFIRE
228	ZDC/VDC	Door closers & accessories
254	ZDL	DIN locks & accessories by VIER
264	ZBS/ZUK/ZUR/ZSC/ZDC ZBC/ZUL/ZCRD/ZNL	British Standard, UK, replacement & contract locks & latches
286	ZFB	Fire brigade locks
288	ZTLKA/ZTD/PRTL/ZRL/ZRB	Tubular latches & tubular dead bolts
294	VHP/VHC/VLH/ZHS/ZHRB PRSS/ZSHP/VSP/VSER	Hinges & accessories
310	V5	5-pin architectural cylinders by VIER
326	V10	10-pin restricted cylinders by VIER
337	MISC	Standards, additional information, notes
342	INDEX	Index by product type / Index by product code

CERTIFICATION IS THE KEY TO OUR SUCCESS...

At Zoo we are committed to quality and reliability. For this reason, when it comes to achieving and maintaining standards, we have chosen independent third-party testing from Warrington Certification Ltd.

This ensures consistent product assurance for specifiers, stockists and end users. The standards achieved and level of traceability ensures confidence with regards to the stated performance of our products.



We sign up to the Certifire scheme as its Internationally and Nationally recognised as delivering quality within our industry, it's a means of providing a guarantee, low maintenance in certain areas and that we continue to adhere to the product standards and the additional Certifire requirements.

We are annually inspected for products that carry the Certifire logo and we have products sampled from the market and independently tested to make sure that they continue to meet the requirements and maintain the levels they achieved originally.

Certifire uses sampling from the market and independent testing requirements within its scheme. This guarantees products meet the requirements from initial testing and through subsequent assessments/audits ensure products are sourced and manufactured to that same standards and/or specification.

OUR PROCESS

Our in-house design team is fully qualified in all aspects of design and production and we constantly aim to supply innovative, stylish and cost-effective hardware and settle for nothing less than top quality.

From our head office design facilities we can create, manufacture and deliver state of the art products.

- All aspects of design are implemented to ensure cost effective and aesthetic products
- Where relevant, designs are evaluated for strength from stress analysis through to environmental and material considerations
- We can then simulate functions and more importantly aesthetics, involving you the customer every step of the way
- Through the work of the design team we can turn your ideas into high quality products in a short space of time.

WHAT OUR SYMBOLS MEAN ...



BS EN 1634-1 Fire resistance tests for door and shutter assemblies.



Suitable for 30 minute fire doors



Suitable for 60 minute fire doors



Suitable for 30/60 minute fire doors



Suitable for steel fire doors up to 240 minutes



Suitable for timber fire doors up to 120 minutes



Products designed for heavy duty use



Products guaranteed for 10 years against any manufacturing defect.



Products suitable for commercial application.



Products suitable for domestic application.



BS EN 1906 classifies door furniture (Lever handles and knob furniture) by using an 8 digit coding system.

See page 338 for more details.



BS EN 1670 classifies corrosion resistance of door hardware.



BS 8300 is the design of buildings and their approaches to meet the needs of disabled people.



BS EN 12209 classifies mechanically operated locks, latches and locking plates using an 11 digit coding system.

See page 339 for more details.



BS 3621 is the kitemark given to British Standard locks that have met the performance and security testing methods for mortice locks.



BS EN 1154 classifies the standard requirements and testing methods covering controlled door closing devices.



BS EN 1935 classifies door furniture (Single-axis hinges) by using an 8 digit coding system.

See page 340 for details.



BS EN 1303 classifies the standard requirements and testing methods covering cylinders for locks.



Cylinders designed with an anti-drill feature



Cylinders designed with an anti-pick feature



Cylinders designed with a break-off system



Products that have been independently tested to One Million cycles



CE marking is the easiest and safest route to providing compliance with the latest UK Construction Products Regulations for hardware used on fire, smoke and escape doors.







Certifire is an independent third party certification scheme that ensures performance, quality, reliability and traceability of fire protection products.



KEEP AN EYE OUT...

Any new products or finishes have been highlighted throughout this catalogue with a flash similar to this for easy identification.

CYLINDER FINISHES

-  **PB** - Polished Brass
-  **PC** - Polished Chrome
-  **SC** - Satin Chrome
-  **BK** - Black

PB - Polished Brass

CP - Polished Chrome

SC - Satin Chrome

PS - Polished Stainless

SS - Satin Stainless

SA - Satin Aluminium

PN - Polished Nickel

SN - Satin Nickel

NP - Nickel Plate

FB - Florentine Bronze

BK / PCB - Black / Powder Coat Black

BZ - Bronze finish

EB - Electro Brass

PVD - Anti-tarnish Brass finish

PVDN - Anti-tarnish Nickel finish

PVDG - Anti-tarnish Gold finish

PVDBZ - Anti-tarnish Bronze finish

PVDSN - Anti-tarnish Satin Nickel

ECBZ - Electro-coated Bronze finish

NEW FINISHES COMING SOON

-  **PVDPN** - Anti-tarnish Polished Nickel
-  **PNSN** - Polished Nickel/Satin Nickel
-  **PNSS** - Polished Nickel /Satin Stainless

PRODUCT FINISHES

Our complete collection

PCW - Powder Coat White

SBPB - Satin Brass / Polished Brass

SCCP / CPSC - Satin Chrome / Polished Chrome

CPSS - Polished Chrome / Satin Stainless

SSPS - Stainless Steel / Polished Stainless

CPSN - Polished Chrome / Satin Nickel

CPMB - Polished Chrome / Matt Black

CPA - Polished Chrome / Amber Glass

CPB - Polished Chrome / Blue Glass

CPG - Polished Chrome / Green Glass

CPP - Polished Chrome / Pink Glass

CPBL - Polished Chrome / Black Glass

CPWH - Polished Chrome / White Glass

ICFB - Ivory Crackle Porcelain / Florentine Bronze


GCCP - Grey Crackle Porcelain / Polished Chrome

PWCP - Plain White Porcelain / Polished Chrome



**ADDITIONAL
DOOR CLOSER
FINISHES**

 **SE** - Silver

 **B** - Black

 **G** - Gold

We produce hardware and accessories in a variety of finishes designed to suit your every need. Each finish has an individual colour swatch and code, (codes can be found at the end of our product codes) allowing you to pick your product in the finish you require.



The Vier Precision Design architectural range consists of grade 304 stainless steel levers and accessories on a slim-line 52 x 4mm unsprung rose.



Grade
304
Stainless Steel

4mm
Unsprung Rose


19 / 21mm
Tube Diameters



FEATURED PRODUCT
VS070



VS010

Mitred lever – Push on rose (unsprung)

PRODUCT CODES

- VS010

KEY FEATURES

- 19mm diameter tube
- BS EN 1906 : 2010 Grade 3
- BS EN 1670 : 2007 Grade 5 (Corrosion)
- Tested to 200,000 cycles
- Grade 304 stainless steel
- 52 x 4mm unsprung rose
- Heso spindle
- Bolt through fixings included
- Suitable for 35-54mm doors

FINISHES AVAILABLE

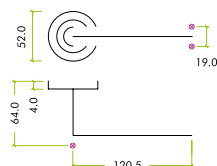


SS

STANDARDS



TECHNICAL



VS020

Radius lever – Push on rose (unsprung)

PRODUCT CODES

- VS020

KEY FEATURES

- 19mm diameter tube
- BS EN 1906 : 2010 Grade 3
- BS EN 1670 : 2007 Grade 5 (Corrosion)
- Tested to 200,000 cycles
- Grade 304 stainless steel
- 52 x 4mm unsprung rose
- Heso spindle
- Bolt through fixings included
- Suitable for 35-54mm doors

FINISHES AVAILABLE

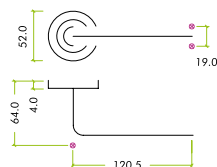


SS

STANDARDS



TECHNICAL





VS030

RTD lever – Push on rose (unsprung)

PRODUCT CODES

- VS030

KEY FEATURES

- 19mm diameter tube
- BS EN 1906 : 2010 Grade 3
- BS EN 1670 : 2007 Grade 5 (Corrosion)
- Tested to 200,000 cycles
- Grade 304 stainless steel
- 52 x 4mm unsprung rose
- Heso spindle
- Bolt through fixings included
- Suitable for 35-54mm doors

FINISHES AVAILABLE

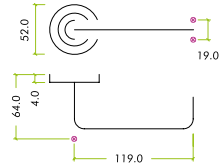


SS

STANDARDS



TECHNICAL



VS040

Mitred lever – Push on rose (unsprung)

PRODUCT CODES

- VS040

KEY FEATURES

- 21mm diameter tube
- BS EN 1906 : 2010 Grade 3
- BS EN 1670 : 2007 Grade 5 (Corrosion)
- Tested to 200,000 cycles
- Grade 304 stainless steel
- 52 x 4mm unsprung rose
- Heso spindle
- Bolt through fixings included
- Suitable for 35-54mm doors

FINISHES AVAILABLE

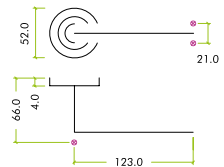


SS

STANDARDS



TECHNICAL



VS050

Radius lever – Push on rose (unsprung)



PRODUCT CODES

- VS050

KEY FEATURES

- 21mm diameter tube
- BS EN 1906 : 2010 Grade 3
- BS EN 1670 : 2007 Grade 5 (Corrosion)
- Tested to 200,000 cycles
- Grade 304 stainless steel
- 52 x 4mm unsprung rose
- Heso spindle
- Bolt through fixings included
- Suitable for 35-54mm doors

FINISHES AVAILABLE

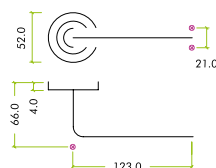


SS

STANDARDS



TECHNICAL



VS070

Arch RTD lever – Push on rose (unsprung)



PRODUCT CODES

- VS070

KEY FEATURES

- 19mm diameter tube
- BS EN 1906 : 2010 Grade 3
- BS EN 1670 : 2007 Grade 5 (Corrosion)
- Tested to 200,000 cycles
- Grade 304 stainless steel
- 52 x 4mm unsprung rose
- Heso spindle
- Bolt through fixings included
- Suitable for 35-54mm doors

FINISHES AVAILABLE

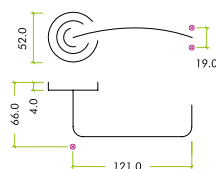


SS

STANDARDS



TECHNICAL





VS080

RTD lever – Push on rose (unsprung)

PRODUCT CODES

- VS080

KEY FEATURES

- 21mm diameter tube
- BS EN 1906 : 2010 Grade 3
- BS EN 1670 : 2007 Grade 5 (Corrosion)
- Tested to 200,000 cycles
- Grade 304 stainless steel
- 52 x 4mm unsprung rose
- Heso spindle
- Bolt through fixings included
- Suitable for 35-54mm doors

FINISHES AVAILABLE

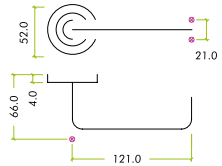


SS

STANDARDS



TECHNICAL



VS110

Designer lever – Push on rose (unsprung)

PRODUCT CODES

- VS110

KEY FEATURES

- BS EN 1906 : 2010 Grade 3
- BS EN 1670 : 2007 Grade 5 (Corrosion)
- Tested to 200,000 cycles
- Grade 304 stainless steel
- 52 x 4mm unsprung rose
- Heso spindle
- Bolt through fixings included
- Suitable for 35-54mm doors

FINISHES AVAILABLE

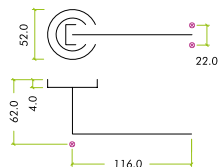


SS

STANDARDS



TECHNICAL





VS000

VS001



VS002

VS003

VIER ESCUTCHEONS

PRODUCT CODES

- **VS000**
Blank profile
- **VS001**
Euro profile
- **VS002**
Standard profile
- **VS003**
Oval profile

KEY FEATURES

- 52 x 4mm unsprung
push on rose
- Grade 304 stainless steel

STANDARDS



TECHNICAL



FINISHES AVAILABLE



VIER TURN & RELEASE

PRODUCT CODES

- **VS004i**
Turn & release with indicator

KEY FEATURES

- 52 x 4mm unsprung
push on rose
- Grade 304 stainless steel

STANDARDS



TECHNICAL



FINISHES AVAILABLE



VS004i

ADDITIONAL ACCESSORIES

- ZFP04 Spare male/female fixing pack - Vier levers



VSD PULL HANDLES

PRODUCT CODES

- VSD425B
19 x 425mm 'D' pull handle
- VSD425C
21 x 425mm 'D' pull handle

KEY FEATURES

- 19mm dia. (B)
- 21mm dia. (C)
- Bolt through fix as standard
- Optional rose pack available (VRP01SS)

FINISHES AVAILABLE



SS

STANDARDS



FOR FULL DIMENSIONS TAKE A LOOK AT OUR PULL HANDLE GUIDE
p038



VSM PULL HANDLES

PRODUCT CODES

- VSM425B
19 x 425mm mitred pull handle
- VSM425C
21 x 425mm mitred pull handle

KEY FEATURES

- 19mm dia. (B)
- 21mm dia. (C)
- Bolt through fix as standard
- Optional rose pack available (VRP01SS)

FINISHES AVAILABLE



SS

STANDARDS





VS21

Integral slide action flush bolt

PRODUCT CODES

- VS21

KEY FEATURES

- Grade 304
- Radius profile
- BS 476:198 tested

FINISHES AVAILABLE



SS

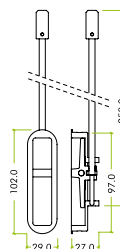


To maintain compliance with the fire standard for these flush bolts, it is recommended that you fit these with the ZIF0430G or ZIF460G FlexiFire intumescent packs which can be found on page 241.

STANDARDS



TECHNICAL



VHP302

Knob-operated outside access device (OAD)

PRODUCT CODES

- VHP302ECSS

KEY FEATURES

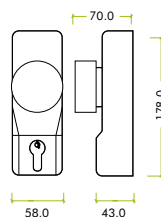
- Grade 304 Stainless Steel
- Satin stainless steel finish
- Non-handed
- Cross-knurled rim grip
- Surface mounted
- Supplied as standard for doors up to 45mm thick
- Fitted with euro profile cylinder and keys

FINISHES AVAILABLE



SS

TECHNICAL



ADDITIONAL ACCESSORIES

- ZFP06 Spare fixing pack - suitable for 19 and 22mm pull handles M8 x 65mm
- ZFP09 Spare fixing pack - suitable for 19 and 22mm pull handles M8 x 90mm
- VRP01SS Rose pack - Vier pull handles

ZG4S

Levers & accessories

The ZG4S range is made exclusively from 304 grade stainless steel. All designs feature a 52mm diameter push on rose, all tested to BS EN 1906 Grade 4.



FEATURED PRODUCT
ZG4S030



ZG4S030

19mm RTD lever – Push on rose



PRODUCT CODES

- ZG4S030

KEY FEATURES

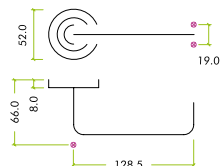
- BS EN 1906 : 2010 Grade 4
- Complies to design requirements of BS8300
- Frequently used on doors subject to violent use, e.g. stadiums, oil rigs, barracks, public toilets, etc.
- Tested to 200,000 cycles
- Grade 304 stainless steel
- Sprung rose
- Cast inner rose
- M4 male/female fixings
- Suitable for 35-54mm doors

4 7 - 1 1 4 0 B

STANDARDS



TECHNICAL



FINISHES AVAILABLE



ZG4S ESCUTCHEONS

PRODUCT CODES

- ZG4S000
Blank profile
- ZG4S001
Euro profile
- ZG4S002
Standard profile
- ZG4S003
Oval profile

KEY FEATURES

- Grade 304 stainless steel
- Sold as pairs with stainless steel cast inner rose
- 50mm inner rose dia.
- 52mm outer rose dia.
- 8mm rose projection
- Supplied with M4 bolt fixings

STANDARDS



TECHNICAL



FINISHES AVAILABLE



ZG4S001
(complete set)



ZCS004SS



ZCS004iSS



ZCS006iSS

ZCS TURN & RELEASE

Push on rose

PRODUCT CODES

- ZCS004SS
with 5mm spindle
- ZCS004iSS
with indicator & 5mm spindle
- ZCS006iSS
with disabled turn, indicator & 5mm spindle

KEY FEATURES

- Grade 304 stainless steel
- BS EN 1634-1
- 52mm push on rose dia.
- Fixing screws supplied

STANDARDS



TECHNICAL



FINISHES AVAILABLE




ADDITIONAL ACCESSORIES

- ZG4SPS Spare screw packs to suit the Grade 4 levers - contains 2 x M4x55mm and 2 x M4x65mm bolts
- SP30 Spare Heso spindle pack - 2 x Heso grubs, 1 x Heso spindle 100mm long and allen key
- SP30G Spare Heso grub screw

F & B

FULTON & BRAY

— FINEST BRASSWARE —



— FULTON & BRAY —

Combining great quality with great value isn't just our priority, it's our promise.

Designed to deliver high-end products at competitive prices in today's economic market, Fulton & Bray provides an array of door hardware, window fittings and accessories ideal for period and contemporary properties alike.

ZPS

Levers & accessories

The ZPS range is made exclusively from 304 grade stainless steel. All levers feature a 50mm diameter screw on rose and are tested to BS EN 1906 Grade 3.

50x8mm

Sprung Rose

Grade
304

Stainless Steel

Cross-knurled

Texture Handle Grip



FEATURED PRODUCT
ZPS120SS

ZPS010

Mitred lever – Screw on rose (sprung)



PRODUCT CODES

- ZPS010SS

KEY FEATURES

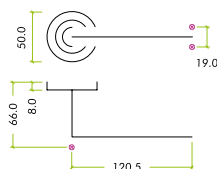
- 19mm diameter tube
- BS EN 1906 : 2010 Grade 3
- BS EN 1634-1
- Tested to 200,000 cycles
- Grade 304 stainless steel
- 50 x 8mm round sprung rose
- Heso spindle
- Bolt through fixings included
- Suitable for 35-54mm doors

3 7 - B 0 5 0 B

STANDARDS



TECHNICAL



FINISHES AVAILABLE



SS

ZPS020

Radius lever – Screw on rose (sprung)



PRODUCT CODES

- ZPS020SS

KEY FEATURES

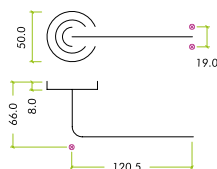
- 19mm diameter tube
- BS EN 1906 : 2010 Grade 3
- BS EN 1634-1
- Tested to 200,000 cycles
- Grade 304 stainless steel
- 50 x 8mm round sprung rose
- Heso spindle
- Bolt through fixings included
- Suitable for 35-54mm doors

3 7 - B 0 5 0 B

STANDARDS



TECHNICAL



FINISHES AVAILABLE



SS



ZPS030

RTD lever – Screw on rose (sprung)

PRODUCT CODES

- ZPS030SS

KEY FEATURES

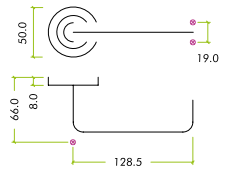
- 19mm diameter tube
- BS EN 1906 : 2010 Grade 3
- BS EN 1634-1
- Complies to design requirements of BS8300
- Tested to 200,000 cycles
- Grade 304 stainless steel
- 50 x 8mm round sprung rose
- Heso spindle
- Bolt through fixings included
- Suitable for 35-54mm doors

3 7 - B 0 5 0 B

STANDARDS



TECHNICAL



FINISHES AVAILABLE



ZPS070

Radius lever – Screw on rose (sprung)

PRODUCT CODES

- ZPS070SS

KEY FEATURES

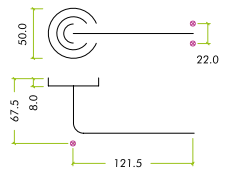
- 22mm diameter tube
- BS EN 1906 : 2010 Grade 3
- BS EN 1634-1
- Tested to 200,000 cycles
- Grade 304 stainless steel
- 50 x 8mm round sprung rose
- Heso spindle
- Bolt through fixings included
- Suitable for 35-54mm doors

3 7 - B 0 5 0 B

STANDARDS



TECHNICAL



FINISHES AVAILABLE



ZPS080

RTD lever – Screw on rose (sprung)



PRODUCT CODES

- ZPS080SS

KEY FEATURES

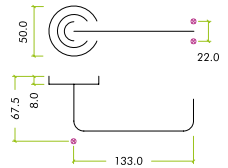
- 22mm diameter tube
- BS EN 1906 : 2010 Grade 3
- BS EN 1634-1
- Complies to design requirements of BS8300
- Tested to 200,000 cycles
- Grade 304 stainless steel
- 50 x 8mm round sprung rose
- Heso spindle
- Bolt through fixings included
- Suitable for 35-54mm doors

3 7 - B 0 5 0 B

STANDARDS



TECHNICAL



FINISHES AVAILABLE



ZPS110

Orion lever – Screw on rose (sprung)



PRODUCT CODES

- ZPS110SS

KEY FEATURES

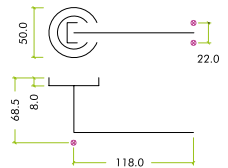
- BS EN 1906 : 2010 Grade 3
- Tested to 200,000 cycles
- Grade 304 stainless steel
- 50 x 8mm round sprung rose
- Heso spindle
- Bolt through fixings included
- Suitable for 35-54mm doors

3 7 - B 0 5 0 B

STANDARDS




TECHNICAL



FINISHES AVAILABLE





ZPS120

Athena lever – Screw on rose (sprung)

PRODUCT CODES

- ZPS120SS

KEY FEATURES

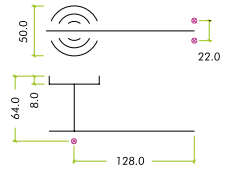
- BS EN 1906 : 2010 Grade 3
- BS EN 1634-1
- Tested to 200,000 cycles
- Grade 304 stainless steel
- Cross-knurled textured grip
- 50 x 8mm round sprung rose
- Heso spindle
- Bolt through fixings included
- Suitable for 35-54mm doors

3 7 - B 0 5 0 B

STANDARDS



TECHNICAL



FINISHES AVAILABLE



SS



ZPS130

Eros lever – Screw on rose (sprung)

PRODUCT CODES

- ZPS130SS

KEY FEATURES

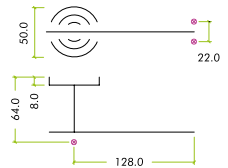
- BS EN 1906 : 2010 Grade 3
- Tested to 200,000 cycles
- Grade 304 stainless steel
- Carbon fibre grip
- 50 x 8mm round sprung rose
- Heso spindle
- Bolt through fixings included
- Suitable for 35-54mm doors

3 7 - B 0 5 0 B

STANDARDS



TECHNICAL



FINISHES AVAILABLE



SS



ZPS100
Facility indicator

PRODUCT CODES
• ZPS100SS

- KEY FEATURES
- BS EN 1634-1
 - Grade 304 stainless steel
 - Reversible handing function
 - Swing & slide door
 - Complies to the design requirements of BS8300
 - 175 x 38mm cover plate
 - Suitable for 35-54mm doors

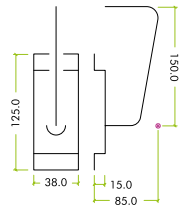
FINISHES AVAILABLE

 SS

STANDARDS



TECHNICAL



Fitting instructions for this product are available to download from www.zoohardware.co.uk/essential-information



ZPS200
Ball mortice knob - Screw on rose (unsprung)

PRODUCT CODES
• ZPS200SS

- KEY FEATURES
- Grade 304 stainless steel
 - Unsprung rose
 - 50mm rose dia.
 - 55mm ball dia.
 - 90mm projection

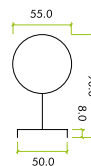
FINISHES AVAILABLE

 SS

STANDARDS



TECHNICAL





ZPSALP

Anti-ligature style pull handle on backplate

PRODUCT CODES

- ZPSALP

KEY FEATURES

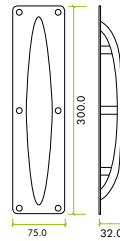
- Dimensions: 300 x 75mm
- Grade 304 stainless steel
- Solid stainless, investment cast handle
- BS EN 1634-1
- Fixing screws supplied



STANDARDS



TECHNICAL



FINISHES AVAILABLE



SS
NEW!



ZPS000SS



ZPS001SS



ZPS002SS



ZPS003SS

ZPS ESCUTCHEONS

Screw on rose

PRODUCT CODES

- ZPS000SS
Blank profile
- ZPS001SS
Euro profile
- ZPS002SS
Standard profile
- ZPS003SS
Oval profile

KEY FEATURES

- Grade 304 stainless steel
- BS EN 1634-1
- 50mm screw on rose dia.
- Fixing screws supplied

STANDARDS



TECHNICAL



FINISHES AVAILABLE



SS



ZPS004SS



ZPS004iSS

ZPS TURN & RELEASE

Screw on rose

PRODUCT CODES

- ZPS004SS
with 5mm spindle
- ZPS004iSS
with indicator &
5mm spindle

KEY FEATURES

- Grade 304 stainless steel
- BS EN 1634-1
- 50mm screw on rose dia.
- Fixing screws supplied

STANDARDS



TECHNICAL



ZPS006iSS



ZPS007iSS

DISABLED TURN & RELEASE

Screw on rose

PRODUCT CODES

- ZPS006iSS
with disabled turn,
indicator & 5mm spindle
- ZPS007iSS
with disabled RTD lever,
indicator & 5mm spindle

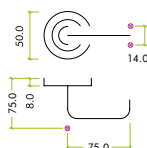
KEY FEATURES

- Grade 304 stainless steel
- BS EN 1634-1
- 50mm screw on rose dia.
- Fixing screws supplied

STANDARDS



TECHNICAL



FINISHES AVAILABLE



SS

ADDITIONAL ACCESSORIES

- SP30 Spare Heso spindle pack - 2 x Heso grubs, 1 x Heso spindle 100mm long and allen key
- SP30G Spare Heso grub screw
- ZFP04 Spare male/female fixing pack - ZPS levers
- ZFP07 Spare fixing pack - suitable for the stainless steel facility indicator

ZCS

Levers & accessories

The ZCS range is made exclusively from 304 grade stainless steel. All designs feature a 52mm diameter push on rose, all tested to performance Grade 3.

52x8mm
Sprung Rose

PS / SS
Finishes are available

19 / 22mm
Tube Diameters

FEATURED PRODUCT
ZCS030PS



ZCS010

Mitred lever – Push on rose (sprung)



ZCS010PS

PRODUCT CODES

- ZCS010SS
- ZCS010PS

KEY FEATURES

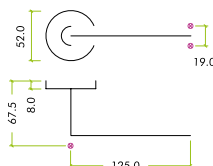
- 19mm diameter tube
- BS EN 1906 : 2010 Grade 3
- BS EN 1634-1
- Tested to 200,000 cycles
- Grade 304 stainless steel
- 52 x 8mm round sprung rose
- Heso spindle
- Bolt through fixings included
- Suitable for 35-54mm doors

3	7	-	B	0	5	0	B
---	---	---	---	---	---	---	---

STANDARDS



TECHNICAL



FINISHES AVAILABLE

**ZCS020**

Radius lever – Push on rose (sprung)



PRODUCT CODES

- ZCS020SS

KEY FEATURES

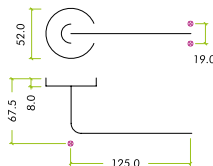
- 19mm diameter tube
- BS EN 1906 : 2010 Grade 3
- BS EN 1634-1
- Tested to 200,000 cycles
- Grade 304 stainless steel
- 52 x 8mm round sprung rose
- Heso spindle
- Bolt through fixings included
- Suitable for 35-54mm doors

3	7	-	B	0	5	0	B
---	---	---	---	---	---	---	---

STANDARDS



TECHNICAL



FINISHES AVAILABLE





ZCS030SS

ZCS030

RTD lever – Push on rose (sprung)

PRODUCT CODES

- ZCS030SS
- ZCS030PS

KEY FEATURES

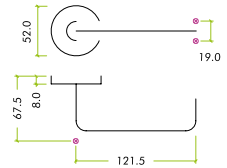
- 19mm diameter tube
- BS EN 1906 : 2010 Grade 3
- BS EN 1634-1
- Complies to design requirements of BS8300
- Tested to 200,000 cycles
- Grade 304 stainless steel
- 52 x 8mm round sprung rose
- Heso spindle
- Bolt through fixings included
- Suitable for 35-54mm doors

3 | 7 | - | B | 0 | 5 | 0 | B

STANDARDS



TECHNICAL



FINISHES AVAILABLE



ZCS040

Arched lever – Push on rose (sprung)

PRODUCT CODES

- ZCS040SS

KEY FEATURES

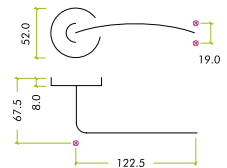
- 19mm diameter tube
- BS EN 1906 : 2010 Grade 3
- BS EN 1634-1
- Tested to 200,000 cycles
- Grade 304 stainless steel
- 52 x 8mm round sprung rose
- Heso spindle
- Bolt through fixings included
- Suitable for 35-54mm doors

3 | 7 | - | B | 0 | 5 | 0 | B

STANDARDS



TECHNICAL



FINISHES AVAILABLE



ZCS050

Oval mitred lever – Push on rose (sprung)



PRODUCT CODES

- ZCS050SS

KEY FEATURES

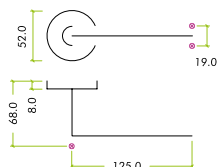
- 19mm diameter tube
- BS EN 1906 : 2010 Grade 3
- BS EN 1634-1
- Tested to 200,000 cycles
- Grade 304 stainless steel
- 52 x 8mm round sprung rose
- Heso spindle
- Bolt through fixings included
- Suitable for 35-54mm doors

3 7 - B 0 5 0 B

STANDARDS



TECHNICAL



FINISHES AVAILABLE



ZCS080

RTD lever – Push on rose (sprung)



ZCS080PS

PRODUCT CODES

- ZCS080SS
- ZCS080PS

KEY FEATURES

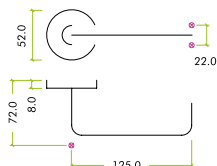
- 22mm diameter tube
- BS EN 1906 : 2010 Grade 3
- BS EN 1634-1
- Complies to design requirements of BS8300
- Tested to 200,000 cycles
- Grade 304 stainless steel
- 52 x 8mm round sprung rose
- Heso spindle
- Bolt through fixings included
- Suitable for 35-54mm doors

3 7 - B 0 5 0 B

STANDARDS



TECHNICAL



FINISHES AVAILABLE





ZCS090

Atlas lever – Push on rose (sprung)

PRODUCT CODES

- ZCS090SS

KEY FEATURES

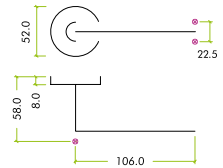
- BS EN 1906 : 2010 Grade 3
- BS EN 1634-1
- Tested to 200,000 cycles
- Grade 304 stainless steel
- 52 x 8mm round sprung rose
- Heso spindle
- Bolt through fixings included
- Suitable for 35-54mm doors

3 7 - B 0 5 0 B

STANDARDS



TECHNICAL



FINISHES AVAILABLE



SS



ZCS120PS

ZCS120

Arched T-bar lever – Push on rose (sprung)

PRODUCT CODES

- ZCS120SS
- ZCS120PS

KEY FEATURES

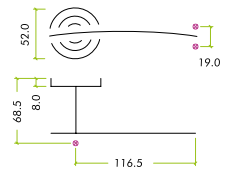
- BS EN 1906 : 2010 Grade 3
- BS EN 1634-1
- Tested to 200,000 cycles
- Grade 304 stainless steel
- 52 x 8mm round sprung rose
- Heso spindle
- Bolt through fixings included
- Suitable for 35-54mm doors

3 7 - B 0 5 0 B

STANDARDS



TECHNICAL



FINISHES AVAILABLE



SS

PS



ZCS160

Designer lever – Push on rose (sprung)

PRODUCT CODES

- ZCS160SS

KEY FEATURES

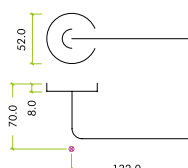
- BS EN 1906 : 2010 Grade 3
- BS EN 1634-1
- Tested to 200,000 cycles
- Grade 304 stainless steel
- 52 x 8mm round sprung rose
- Heso spindle
- Bolt through fixings included
- Suitable for 35-54mm doors

3 7 - B 0 5 0 B

STANDARDS



TECHNICAL



FINISHES AVAILABLE



SS

ZCS170

Designer lever – Push on rose (sprung)

PRODUCT CODES

- ZCS170SS

KEY FEATURES

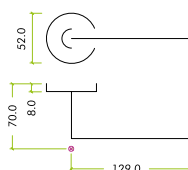
- BS EN 1906 : 2010 Grade 3
- BS EN 1634-1
- Tested to 200,000 cycles
- Grade 304 stainless steel
- 52 x 8mm round sprung rose
- Heso spindle
- Bolt through fixings included
- Suitable for 35-54mm doors

3 7 - B 0 5 0 B

STANDARDS



TECHNICAL



FINISHES AVAILABLE



SS





ZCS000SS



ZCS001PS



ZCS002PS



ZCS003SS

ZCS ESCUTCHEONS

PRODUCT CODES

- ZCS000SS
- ZCS000PS
- Blank profile
- ZCS001SS
- ZCS001PS
- Euro profile
- ZCS002SS
- ZCS002PS
- Standard profile
- ZCS003SS
- ZCS003PS
- Oval profile

KEY FEATURES

- Grade 304 stainless steel
- BS EN 1634-1
- 52mm push on rose dia.
- Fixing screws supplied

STANDARDS



TECHNICAL



FINISHES AVAILABLE



ZCS004SS



ZCS004iPS



ZCS006iSS

ZCS TURN & RELEASE

Push on rose

PRODUCT CODES

- ZCS004SS
- ZCS004PS
- with 5mm spindle
- ZCS004iSS
- ZCS004iPS
- with indicator & 5mm spindle
- ZCS006iSS
- ZCS006iPS
- with disabled turn, indicator & 5mm spindle

KEY FEATURES

- Grade 304 stainless steel
- BS EN 1634-1
- 52mm push on rose dia.
- Fixing screws supplied
- Indicator option available

STANDARDS



TECHNICAL



FINISHES AVAILABLE



LIFT TO LOCK SET

The Zoo Hardware lift to lock DIN lock inside lever handle presses down to release the latch bolt, whilst also lifting up to throw the dead bolt. This is illustrated by the included sign "lift handle to lock".



FOR USE WITH



ZCS030LL

RTD lift to lock lever – push on rose

PRODUCT CODES

- ZCS030LLSS
- FOR USE WITH
- ZDL7260LLSS
- ZDL7260RLLSS (Radius)

KEY FEATURES

- BS EN 1634-1
- Complies to design requirements of BS8300
- Tested to 200,000 cycles
- Grade 304 stainless steel
- Unsprung rose
- Heso spindle
- Bolt through fixings included
- Suitable for 35-54mm doors

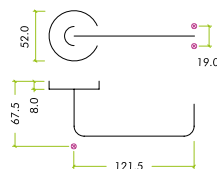
FINISHES AVAILABLE



STANDARDS



TECHNICAL



ZDL7260LL / ZDL7260RLL

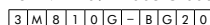
DIN lift to lock - 72mm c/c

PRODUCT CODES

- ZDL7260LLSS
- ZDL7260RLLSS (Radius)

KEY FEATURES

- 60mm backsets available
- Square & radius profile forends
- 22mm SS304 forend
- SS304 latch & deadbolt
- Anti-rattle strike
- Grip tight follower
- Blind escutcheon & emergency release half set
- BS EN 12209 : 2003 Grade 3



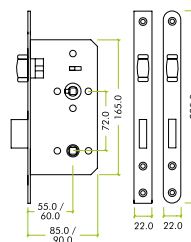
FINISHES AVAILABLE



STANDARDS



TECHNICAL





ZCSIP19SP

ZCSIP19SP

19mm RTD lever on short inner backplate

PRODUCT CODES

- ZCSIP19SP
- ZCSIP19SPPS

KEY FEATURES

- BS EN 1906 : 2010 Grade 3
- BS EN 1634-1
- Complies with the design requirements of BS8300
- Dimensions - 178 x 43mm
- Grade 304 stainless steel
- M4 Male/Female fixings
- M6 Heso grub screws
- Supplied with wood screws

FINISHES AVAILABLE

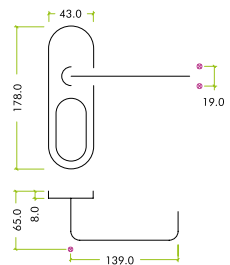


SS PS

STANDARDS



TECHNICAL



ZCS43SS

ZCS SHORT COVER PLATES

To suit ZCSIP19SP

PRODUCT CODES

- ZCS41SS
- ZCS41PS
Lock cover plate
- ZCS41EPSS
- ZCS41EPPS
Euro cover plate
- ZCS41OPSS
- ZCS41OPPS
Oval cover plate
- ZCS42SS
- ZCS42PS
Latch cover plate
- ZCS43SS
- ZCS43PS
Bathroom cover plate
- ZCS41EPSS72
Euro lock cover plate
(72mm c/c)
- ZCS43SS78
Bathroom cover plate
(78mm c/c)

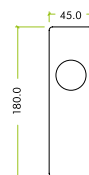
KEY FEATURES

- 180 x 45mm
- Grade 304 stainless steel
- BS EN 1634-1

STANDARDS



TECHNICAL



FINISHES AVAILABLE



SS PS



ZCSIP19

19mm RTD lever on inner backplate

PRODUCT CODES

- ZCSIP19SS

KEY FEATURES

- BS EN 1906 : 2010 Grade 3
- BS EN 1634-1
- Complies with the design requirements of BS8300
- Dimensions - 228 x 48mm
- Grade 304 stainless steel
- M4 Male/Female fixings
- M6 Heso grub screws
- Supplied with wood screws

FINISHES AVAILABLE

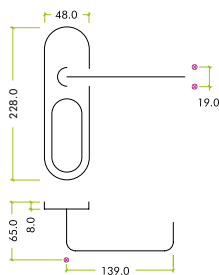


SS

STANDARDS



TECHNICAL



ZCSIP22

22mm RTD lever on inner backplate

PRODUCT CODES

- ZCSIP22SS

KEY FEATURES

- BS EN 1906 : 2010 Grade 3
- BS EN 1634-1
- Complies with the design requirements of BS8300
- Dimensions - 228 x 48mm
- Grade 304 stainless steel
- M4 Male/Female fixings
- M6 Heso grub screws
- Supplied with wood screws

FINISHES AVAILABLE

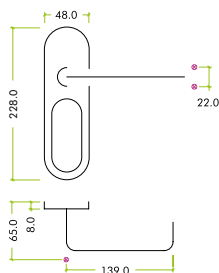


SS

STANDARDS



TECHNICAL





ZCS31SS



ZCS32RSS



ZCS31EPSS72



ZCS33SS78

ZCS COVER PLATES

To suit ZCSIP19 / ZCSIP22

PRODUCT CODES

- ZCS31SS
- ZCS31RSS
Lock cover plate
- ZCS31EPSS
- ZCS31EPRSS
Euro cover plate
- ZCS31OPSS
- ZCS31OPRSS
Oval cover plate
- ZCS32SS
- ZCS32RSS
Latch cover plate
- ZCS33SS*
- ZCS33RSS*
Bathroom cover plate
- ZCS31EPSS72
- ZCS31EPRSS72
Euro lock cover plate
(72mm c/c)
- ZCS33SS78*
- ZCS33RSS78*
Bathroom cover plate
(78mm c/c)

KEY FEATURES

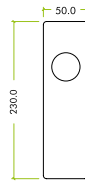
- 230 x 50mm
- Grade 304 stainless steel
- BS EN 1634-1
- Available in square or radius

*Bathroom cover plates come with a disabled turn

STANDARDS



TECHNICAL



FINISHES AVAILABLE



ZCSD PULL HANDLES

'D' pull handle



PRODUCT CODES

- ZCSD150BS
ZCSD150BP
19 x 150mm
- ZCSD225BS
ZCSD225BP
19 x 225mm
- ZCSD300BS
ZCSD300BP
19 x 300mm
- ZCSD425BS
ZCSD425BP
19 x 425mm
- ZCSD600BS
ZCSD600BP
19 x 600mm
- ZCSD300CS
22 x 300mm
- ZCSD425CS
22 x 425mm
- ZCSD600CS
22 x 600mm

KEY FEATURES

- BS EN 1634-1
- Grade 304 stainless steel
- 19mm tubular
- 22mm tubular

STANDARDS



FINISHES AVAILABLE



**FOR FULL
DIMENSIONS
TAKE A LOOK
AT OUR PULL
HANDLE GUIDE
p038**

ZCSG PULL HANDLES

Guardsman pull handle



PRODUCT CODES

- ZCSG300BS
19 x 300mm
- ZCSG425BS
19 x 425mm
- ZCSG600BS
19 x 600mm
- ZCSG300CS
22 x 300mm
- ZCSG425CS
22 x 425mm
- ZCSG600CS
22 x 600mm

HANDLE LENGTH

- 300mm c/c =
400mm overall
- 425mm c/c =
525mm overall
- 600mm c/c =
700mm overall

KEY FEATURES

- BS EN 1634-1
- Grade 304 stainless steel
- 19mm tubular
- 22mm tubular

STANDARDS

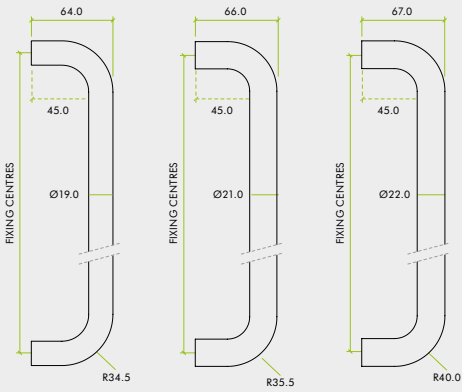


FINISHES AVAILABLE



PULL HANDLE DIMENSION GUIDE

'D' PULL HANDLE

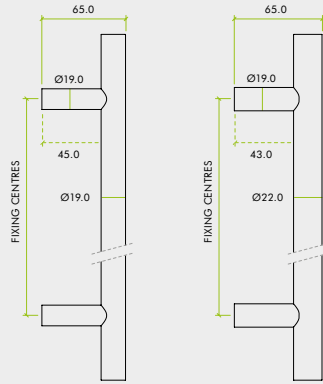


19mm

21mm
(VSD425C only)

22mm

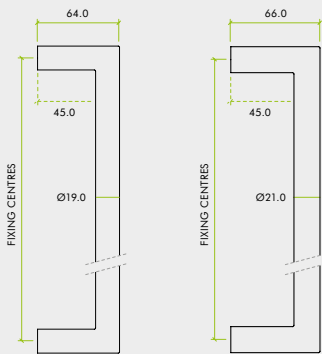
GUARDSMAN PULL HANDLE



19mm

22mm

MITRED PULL HANDLE



19mm

21mm



30mm



ZBBF25SS

BACK TO BACK FIXING PACKS

PRODUCT CODES

- **ZBBF19SS**
for 19mm pull handles
- **ZBBF22SS**
for 22mm pull handles
- **ZBBF25SS**
for 30mm guardsman
pull handles

KEY FEATURES

- Suitable for
35-54mm doors

FINISHES AVAILABLE



SS

ADDITIONAL ACCESSORIES – ZCS LEVERS

- SP21SS Spare ZCS outer push on rose covers
- SP30 Spare Heso spindle pack – 2 x Heso grubs, 1 x Heso spindle 100mm long and allen key
- SP30G Spare Heso grub screw
- ZFP01 Spare male/female fixing pack - ZCS levers

ADDITIONAL ACCESSORIES – ZCS PULL HANDLES

- ZRP02SS Rose pack – 2 x push on roses - suitable for ss304 19mm, 22mm and 30mm
- ZRP03SS Rose pack – 2 x Screw on roses - suitable for ss304 19mm, 22mm and 30mm
- ZRP06PSS Rose pack – 2 x push on roses - suitable for ss304 19mm, 22mm and 30mm - Polished
- ZFP06 Spare fixing pack – suitable for 19 and 22mm pull handles M8 x 65mm
- ZFP09 Spare fixing pack – suitable for 19 and 22mm pull handles M8 x 90mm
- ZBBF19SS 19mm back to back fixing pack – suitable for ss304 pull handles
- ZBBF22SS 22mm back to back fixing pack – suitable for ss304 pull handles

ZCS2

Levers & accessories

The ZCS2 range is made exclusively from hollow 201 grade tubular stainless steel. All levers feature a 52mm push on sprung rose and complimented with matching escutcheons and turn & release.



3 Profiles
Available

**150mm
– 1800mm**
Lengths available

**Grade
201**
Stainless Steel

FEATURED PRODUCT
ZCS2D300C



ZCS2010

Mitred lever – Push on rose (sprung)

PRODUCT CODES

- ZCS2010SS

KEY FEATURES

- BS EN 1634-1
- Grade 201 stainless steel
- 52 x 8mm round sprung rose
- Suitable for 35-54mm doors

FINISHES AVAILABLE

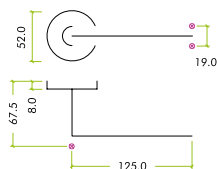


SS

STANDARDS



TECHNICAL



ZCS2020

Radius lever – Push on rose (sprung)

PRODUCT CODES

- ZCS2020SS

KEY FEATURES

- BS EN 1634-1
- Grade 201 stainless steel
- 52 x 8mm round sprung rose
- Suitable for 35-54mm doors

FINISHES AVAILABLE

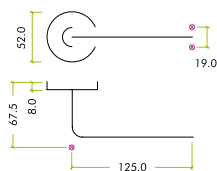


SS

STANDARDS



TECHNICAL





ZCS2030

RTD lever – Push on rose (sprung)

PRODUCT CODES

- ZCS2030SS

KEY FEATURES

- Complies with the design requirements of BS8300
- BS EN 1634-1
- Grade 201 stainless steel
- 52 x 8mm round sprung rose
- Suitable for 35-54mm doors

FINISHES AVAILABLE

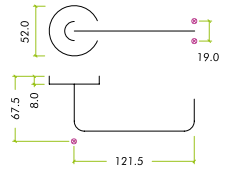


SS

STANDARDS



TECHNICAL



ZCS2040

Arched lever – Push on rose (sprung)

PRODUCT CODES

- ZCS2040SS

KEY FEATURES

- BS EN 1634-1
- Grade 201 stainless steel
- 52 x 8mm round sprung rose
- Suitable for 35-54mm doors

FINISHES AVAILABLE

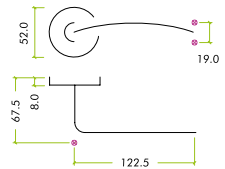


SS

STANDARDS



TECHNICAL





ZCS2060

Radius lever – Push on rose (sprung)

PRODUCT CODES
• ZCS2060SSPS

KEY FEATURES

- BS EN 1634-1
- Grade 201 stainless steel
- 52 x 8mm round sprung rose
- Suitable for 35-54mm doors

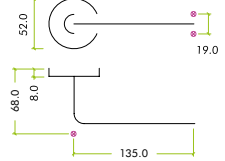
FINISHES AVAILABLE



STANDARDS



TECHNICAL



ZCS2080

RTD lever – Push on rose (sprung)

PRODUCT CODES
• ZCS2080SS

KEY FEATURES

- Complies with the design requirements of BS8300
- BS EN 1634-1
- Grade 201 stainless steel
- 52 x 8mm round sprung rose
- Suitable for 35-54mm doors

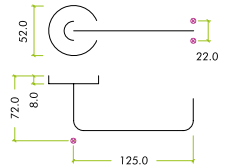
FINISHES AVAILABLE



STANDARDS



TECHNICAL





ZCS2110

Mitred lever – Push on rose (sprung)

PRODUCT CODES

- ZCS2110SSPS

KEY FEATURES

- BS EN 1634-1
- Grade 201 stainless steel
- 52 x 8mm round sprung rose
- Suitable for 35-54mm doors

FINISHES AVAILABLE

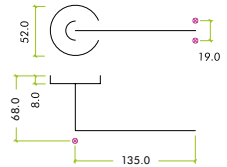


SSPS

STANDARDS



TECHNICAL



ZCS2120

Arched T-bar lever – Push on rose (sprung)

PRODUCT CODES

- ZCS2120SS

KEY FEATURES

- BS EN 1634-1
- Grade 201 stainless steel
- 52 x 8mm round sprung rose
- Suitable for 35-54mm doors

FINISHES AVAILABLE

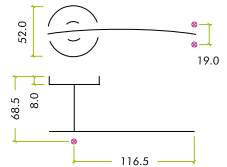


SS

STANDARDS



TECHNICAL





ZCS2130

T-bar lever – Push on rose (sprung)

PRODUCT CODES

- ZCS2130SS

KEY FEATURES

- BS EN 1634-1
- Grade 201 stainless steel
- 52 x 8mm round sprung rose
- Suitable for 35-54mm doors

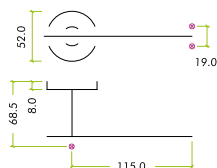
FINISHES AVAILABLE



STANDARDS



TECHNICAL



ZCS2140

Curved lever – Push on rose (sprung)

PRODUCT CODES

- ZCS2140SS

KEY FEATURES

- BS EN 1634-1
- Grade 201 stainless steel
- 52 x 8mm round sprung rose
- Suitable for 35-54mm doors

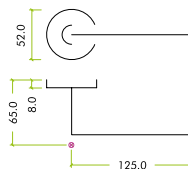
FINISHES AVAILABLE



STANDARDS



TECHNICAL





ZCS2000SS



ZCS2001SS



ZCS2002SS



ZCS2003SS

ZCS2 ESCUTCHEONS

Push on rose

PRODUCT CODES

- ZCS2000SS
Blank profile
- ZCS2001SS
Euro profile
- ZCS2002SS
Standard profile
- ZCS2003SS
Oval profile

KEY FEATURES

- Grade 201 stainless steel
- BS EN 1634-1
- 52mm push on rose dia.
- Fixing screws supplied

FINISHES AVAILABLE



STANDARDS



TECHNICAL



ZCS2004SS



ZCS2006iSS

ZCS2 TURN & RELEASE

Push on rose

PRODUCT CODES

- ZCS2004SS
with 5mm spindle
- ZCS2006iSS
with disabled turn,
indicator & 5mm spindle

KEY FEATURES

- Grade 201 stainless steel
- BS EN 1634-1
- 52mm push on rose dia.
- Fixing screws supplied

FINISHES AVAILABLE



STANDARDS



TECHNICAL





ZCS2D PULL HANDLES

'D' pull handle

PRODUCT CODES

- ZCS2D150BS
19 x 150mm
- ZCS2D225BS
19 x 225mm
- ZCS2D300BS
19 x 300mm
- ZCS2D425BS
19 x 425mm
- ZCS2D600BS
19 x 600mm
- ZCS2D300CS
22 x 300mm
- ZCS2D425CS
22 x 425mm
- ZCS2D600CS
22 x 600mm

KEY FEATURES

- BS EN 1634-1
- Grade 201 stainless steel
- 19mm tubular
- 22mm tubular

STANDARDS



FINISHES AVAILABLE



SS

**FOR FULL
DIMENSIONS
TAKE A LOOK
AT OUR PULL
HANDLE GUIDE
p038**



ZCS2M PULL HANDLES

Mitred pull handle

PRODUCT CODES

- ZCS2M150BS
19 x 150mm
- ZCS2M225BS
19 x 225mm
- ZCS2M300BS
19 x 300mm
- ZCS2M425BS
19 x 425mm
- ZCS2M600BS
19 x 600mm

KEY FEATURES

- BS EN 1634-1
- Grade 201 stainless steel
- 19mm tubular

STANDARDS



FINISHES AVAILABLE



SS



ZCS2G PULL HANDLES

19mm & 22mm guardsman pull handle

PRODUCT CODES

- ZCS2G300BS
19 x 300mm
- ZCS2G425BS
19 x 425mm
- ZCS2G600BS
19 x 600mm
- ZCS2G300CS
22 x 300mm
- ZCS2G425CS
22 x 425mm
- ZCS2G600CS
22 x 600mm

KEY FEATURES

- BS EN 1634-1
- Grade 201 stainless steel
- 19mm tubular
- 22mm tubular

HANDLE LENGTH

- 300mm c/c = 400mm overall
- 425mm c/c = 525mm overall
- 600mm c/c = 700mm overall

STANDARDS



FINISHES AVAILABLE



SS



ZCS2G PULL HANDLES

30mm guardsman pull handle

PRODUCT CODES

- ZCS2G600ES
30 x 600mm
- ZCS2G800ES
30 x 800mm
- ZCS2G1200ES
30 x 1200mm
- ZCS2G1800ES
30 x 1800mm

KEY FEATURES

- BS EN 1634-1
- Grade 201 stainless steel
- 30mm tubular

HANDLE LENGTH

- 400mm c/c = 600mm overall
- 600mm c/c = 800mm overall
- 1000mm c/c = 1200mm overall
- 1600mm c/c = 1800mm overall

STANDARDS



FINISHES AVAILABLE



SS

ZCS2D BACK TO BACK PULL HANDLES

'D' pull handle

PRODUCT CODES

- ZCS2D225BSBB
19 x 225mm
- ZCS2D300BSBB
19 x 300mm
- ZCS2D425BSBB
19 x 425mm

KEY FEATURES

- BS EN 1634-1
- Grade 201 stainless steel
- 19mm tubular
- Supplied with back-to-back fixings
- Suitable for doors up to 65mm thick

STANDARDS




FINISHES AVAILABLE



SS

FOR FULL DIMENSIONS TAKE A LOOK AT OUR PULL HANDLE GUIDE p038

BACK-TO-BACK FIXINGS





ZBBF25SS

BACK TO BACK FIXING PACKS

PRODUCT CODES

- **ZBBF19SS**
for 19mm pull handles
- **ZBBF22SS**
for 22mm pull handles
- **ZBBF25SS**
for 30mm guardsman pull handles
- **ZBBF30SS**
for 30mm pull handles

KEY FEATURES

- Suitable for 35-54mm doors
- To fix 2 regular pull handles back to back

FINISHES AVAILABLE



SS

ADDITIONAL ACCESSORIES

- SP22SS Spare ZCS2 outer push on rose covers
 - ZFP01 Spare male/female fixing pack - ZCS2 levers
 - M6X6SS M6 x 6mm skt set (grub) screw st/st ZCS2
 - SP23 Spare spindle - 8mm x 8mm x 100mm long - ZCS2 levers
 - SP24 Spare spindle - 8mm x 8mm x 110mm long - ZCS2 levers
 - SP25 Spare spindle - 5mm x 5mm x 65mm long - ZCS2 levers
-
- ZRP01SS Rose pack - 2 x push on roses - suitable for SS201 19, 22mm and 30mm pull handles
 - ZFP06 Spare fixing pack - suitable for 19 and 22mm pull handles M8 x 65mm
 - ZFP09 Spare fixing pack - suitable for 19 and 22mm pull handles M8 x 90mm

ZCS316



Levers & accessories

The ZCS316 range is made from Grade 316 stainless steel and is typically referred to as marine grade stainless steel. Grade 316 owes its high corrosion resistance to the addition of the element Molybdenum and is suitable for use in aggressive atmospheres such as coastal areas.

**MARINE
GRADE**

STAINLESS STEEL

**HIGH CORROSION
RESISTANCE**



19MM
TUBE DIAMETER

COMPLIES TO DESIGN
REQUIREMENTS OF
BS8300



FEATURED PRODUCT
ZCS030SS316

ZCS030SS316

RTD lever on rose



PRODUCT CODES
• ZCS030SS316

KEY FEATURES

- 19mm diameter tube
- BS EN 1906 : 2010 Grade 3
- BS EN 1634-1
- Complies to design requirements of BS8300
- Tested to 200,000 cycles
- Grade 316 stainless steel
- 52 x 8mm round rose
- Heso spindle
- Bolt through fixings included
- Suitable for 35-54mm doors

FINISHES AVAILABLE

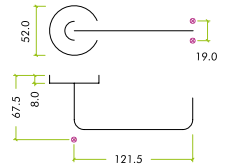


SS
NEW!

STANDARDS



TECHNICAL



ZCS316 ESCUTCHEONS

Push on rose



ZCS000SS316



ZCS001SS316



ZCS002SS316



ZCS003SS316

PRODUCT CODES

- ZCS000SS316
Blank profile
- ZCS001SS316
Euro profile
- ZCS002SS316
Standard profile
- ZCS003SS316
Oval profile

KEY FEATURES

- Grade 316 stainless steel
- 52mm push on rose dia.
- Fixing screws supplied

FINISHES AVAILABLE



SS
NEW!

STANDARDS



TECHNICAL



ZCS316

Levers & accessories in ss316

Turn & release and pull handle



ZCS2004SS316



ZCS2006iSS316

ZCS316 TURN & RELEASES

Push on rose

PRODUCT CODES

- ZCS2004SS316
with 5mm spindle
- ZCS2006iSS316
with disabled turn,
indicator & 5mm spindle

KEY FEATURES

- Grade 316 stainless steel
- BS EN 1634-1
- 52mm push on rose dia.
- Fixing screws supplied

FINISHES AVAILABLE



SS
NEW!

STANDARDS



TECHNICAL



ZCS316 'D' PULL HANDLES

PRODUCT CODES

- ZCSD150BS316
19 x 150mm
- ZCSD225BS316
19 x 225mm
- ZCSD300BS316
19 x 300mm
- ZCSD425BS316
19 x 425mm

KEY FEATURES

- Grade 316 stainless steel
- BS EN 1634-1
- 19mm tubular

FINISHES AVAILABLE



SS
NEW!

STANDARDS



TECHNICAL





ZAS03RSS

ZAS LEVER ACTION FLUSH BOLTS

PRODUCT CODES

- ZAS02SS
20 x 150mm
- ZAS03SS
- ZAS03PS
- ZAS03RSS
20 x 203mm
- ZAS05SS
- ZAS05RSS
20 x 305mm
- ZAS12SS
20 x 457mm
- ZAS12RSS
- ZAS13SS
- ZAS13RSS
20 x 609mm
- ZAS09SS
20 x 914mm

KEY FEATURES

- 11mm dia. bolt
- 15mm bolt throw
- Available in square & radius profiles

STANDARDS



FINISHES AVAILABLE



To maintain compliance with the fire standard for these flush bolts, it is recommended that you fit these with the relevant FlexiFire intumescent pack which can be found on page 241.



ZAS14

Dust excluding socket for flush bolts – Concrete

PRODUCT CODES

- ZAS14SS

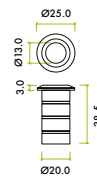
KEY FEATURES

- 20 x 25mm

FINISHES AVAILABLE



TECHNICAL



ZAS14A

Dust excluding socket for flush bolts – Timber

PRODUCT CODES

- ZAS14ASS

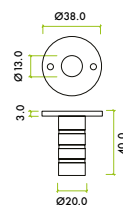
KEY FEATURES

- 20 x 38mm

FINISHES AVAILABLE



TECHNICAL





ZAS10

Flush pull – Rectangular

PRODUCT CODES

- ZAS10SS


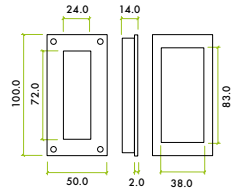
KEY FEATURES

- 50 x 100mm
- 14mm deep

FINISHES AVAILABLE



TECHNICAL



ZAS40ASS



ZAS40BSS



ZAS40CSS

ZAS40

Flush pull – Square

PRODUCT CODES

- ZAS40ASS
30 x 30mm
- ZAS40BSS
40 x 40mm
- ZAS40CSS
50 x 50mm

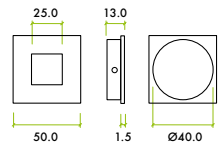
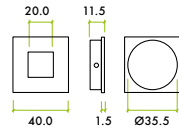
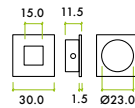
KEY FEATURES

- 30 x 30mm
- 40 x 40mm
- 50 x 50mm

FINISHES AVAILABLE



TECHNICAL





ZAS41

Flush pull – Half moon

PRODUCT CODES

- ZAS41SS

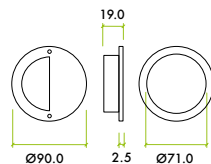
KEY FEATURES

- 90mm dia.
- 19mm deep

FINISHES AVAILABLE



TECHNICAL



ZAS

ZAS CYLINDER LATCH PULLS

Euro / Oval / Rim / Blank / Standard



ZAS16SS

PRODUCT CODES

- ZAS16SS
Euro profile
- ZAS17SS
Oval profile
- ZAS18SS
Rim profile
- ZAS19SS
Blank profile
- ZAS20SS
Standard profile

KEY FEATURES

- BS EN 1634-1
- 43 x 88mm

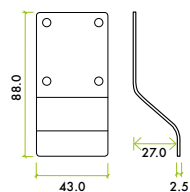
FINISHES AVAILABLE



STANDARDS



TECHNICAL



ZAS17SS



ZAS18SS



ZAS19SS



ZAS20SS



ZAS42SS



ZAS43SS

RING PULLS

Rectangular

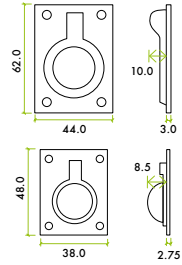
PRODUCT CODES

- ZAS42SS
44 x 62mm
- ZAS43SS
38 x 48mm

FINISHES AVAILABLE



TECHNICAL



ZAS

ZAS26

Square standard profile escutcheon



PRODUCT CODES

- ZAS26SS

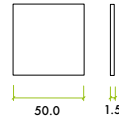
KEY FEATURES

- 50mm x 50mm

FINISHES AVAILABLE



TECHNICAL



ZAS008

Security escutcheon



PRODUCT CODES

- ZAS008SS

KEY FEATURES

- BS EN 1634-1
- Hardened steel
- 52mm rose dia.

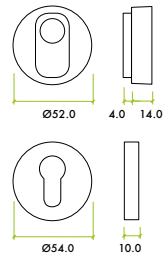
STANDARDS



FINISHES AVAILABLE



TECHNICAL





ZAS21CP

ZAS21

Hush latch

PRODUCT CODES

- ZAS21EB
- ZAS21CP
- ZAS21PCW

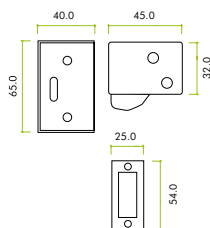
KEY FEATURES

- 65 x 40mm

FINISHES AVAILABLE



TECHNICAL



ZAS



ZAS25

Toilet door indicator

PRODUCT CODES

- ZAS25SS

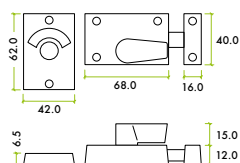
KEY FEATURES

- Indicator 40 x 60mm
- Lock 65 x 40mm

FINISHES AVAILABLE



TECHNICAL



ZAS51

Taylor spindle

PRODUCT CODES

- ZAS51SS

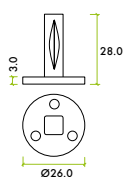
KEY FEATURES

- 26 x 28mm
- Three fixing points
- Used to fix a mortice handle or knob in position

FINISHES AVAILABLE



TECHNICAL





ZAS37

Letter plate

PRODUCT CODES

- ZAS37SS

KEY FEATURES

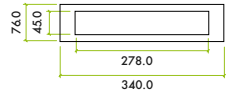
- 340 x 76mm
- Aperture – 278 x 45mm
- Bolt through 312mm c/c

FINISHES AVAILABLE



SS

TECHNICAL



ZAS38

Letter tidy

PRODUCT CODES

- ZAS38SS

KEY FEATURES


- 345 x 75mm

FINISHES AVAILABLE



SS

TECHNICAL



ZAS33SS



ZAS34SS

ZAS "PUSH" & "PULL" PLATES

PRODUCT CODES

- ZAS33SS
75 x 30mm
"PUSH" engraved
- ZAS34SS
75 x 30mm
"PULL" engraved

STANDARDS




FINISHES AVAILABLE



SS

TECHNICAL





ZAS30RASS

ZAS "PUSH" FINGER PLATES

PRODUCT CODES

- ZAS30RASS
75 x 300mm
- ZAS30RBSS
75 x 350mm
- ZAS30RCSS
75 x 475mm
- ZAS30RDSS
75 x 650mm

STANDARDS

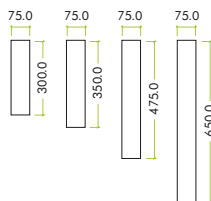


FINISHES AVAILABLE



SS

TECHNICAL



ZAS32RASS

ZAS FINGER PLATES

PRODUCT CODES

- ZAS32RASS
- ZAS32RAPSS
75 x 300mm
- ZAS32RBSS
- ZAS32RBSPS
75 x 350mm
- ZAS32RCSS
- ZAS32RCPS
75 x 475mm
- ZAS32RDSS
- ZAS32RDPS
75 x 650mm

STANDARDS



FINISHES AVAILABLE

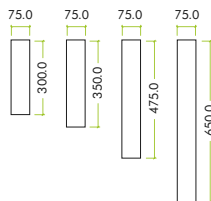


SS



PS

TECHNICAL





ZAS06

Door stop – Floor mounted – Oval

PRODUCT CODES

- ZAS06SS

KEY FEATURES

- 45mm dia.
- Concealed fix
- BS EN 1634-1

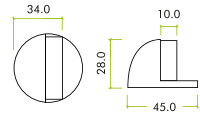
FINISHES AVAILABLE



STANDARDS



TECHNICAL



ZAS06B

Door stop – Floor mounted – Oval

PRODUCT CODES

- ZAS06BSS

KEY FEATURES

- 45mm dia.
- Locating pin
- Face-fix
- BS EN 1634-1

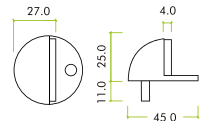
FINISHES AVAILABLE



STANDARDS



TECHNICAL



ZAS06CSS

ZAS06C

Door stop – Floor mounted – Oval

PRODUCT CODES

- ZAS06CSS
- ZAS06CPS

KEY FEATURES

- 40mm dia.
- Locating pin
- Face-fix
- BS EN 1634-1

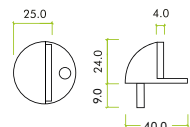
FINISHES AVAILABLE



STANDARDS



TECHNICAL





ZAS85

Door stop – Floor mounted – Round collared flat top

PRODUCT CODES

- ZAS85SS
- ZAS85PS

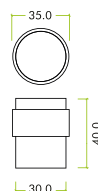
KEY FEATURES

- 35mm dia.
- 30 x 40mm

FINISHES AVAILABLE



TECHNICAL



ZAS86

Door stop – Floor mounted – Round

PRODUCT CODES

- ZAS86SS

KEY FEATURES

- 40mm dia.
- 40mm projection

FINISHES AVAILABLE



TECHNICAL



ZAS87

Door stop – Floor mounted – Sloped

PRODUCT CODES

- ZAS87SS

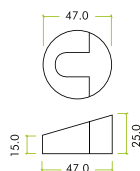
KEY FEATURES

- 47mm dia.

FINISHES AVAILABLE



TECHNICAL





ZAS88

Door stop – Floor mounted – Round collared dome top

PRODUCT CODES

- ZAS88SS

KEY FEATURES

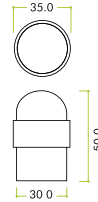
- 35mm dia.
- 30 x 50mm

FINISHES AVAILABLE



SS

TECHNICAL



ZAS89

Door stop – Floor mounted – Cone



PRODUCT CODES

- ZAS89SS

KEY FEATURES

- 38mm dia. base
- 25mm high

FINISHES AVAILABLE



SS

TECHNICAL



ZAS84

Door stop – Floor mounted (Heavy duty)



PRODUCT CODES

- ZAS84SS

KEY FEATURES

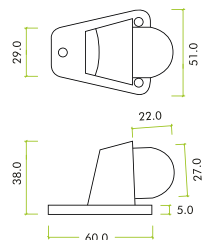
- Heavy duty
- Excellent for commercial use
- Three fixing points
- Supplied with rawl plugs and fixings

FINISHES AVAILABLE



SS

TECHNICAL





ZAS91

Door stop – Anchored (Heavy duty)



PRODUCT CODES

- ZAS91SS

KEY FEATURES

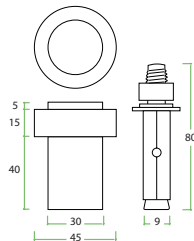
- Heavy duty
- Round collared flat top

FINISHES AVAILABLE



SS
NEW!

TECHNICAL



ZAS



ZAS07PS

ZAS07

Door stop – Cylinder with rose

PRODUCT CODES

- ZAS07SS
- ZAS07PS

KEY FEATURES

- 70mm cylinder
- Concealed fix

FINISHES AVAILABLE



SS

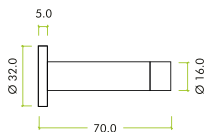


PS

STANDARDS



TECHNICAL



ZAS08BPS

ZAS08B

Door stop – Cylinder without rose

PRODUCT CODES

- ZAS08BSS
- ZAS08BPS

KEY FEATURES

- 75mm cylinder
- Concealed fix

FINISHES AVAILABLE



SS



PS

STANDARDS



TECHNICAL





ZAS11

Door stop – Cylinder without rose

PRODUCT CODES

- ZAS11SS

KEY FEATURES

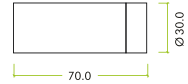
- 70mm cylinder
- 30mm diameter
- Concealed fix

FINISHES AVAILABLE



SS

TECHNICAL



ZAS90

Door stop – Cylinder without rose

PRODUCT CODES

- ZAS90PS

KEY FEATURES

- 70mm cylinder
- Concealed fix

FINISHES AVAILABLE



PS

STANDARDS



TECHNICAL



ZAS90PS

ZAS12SQ

Door stop – Square cylinder without rose

PRODUCT CODES

- ZAS12SQS
- ZAS12SQP

KEY FEATURES

- 65mm cylinder
- 20mm square end
- Concealed fix

FINISHES AVAILABLE



SS



PS

STANDARDS



TECHNICAL



ZAS12SQ

**ZAS70**

Double robe hook

PRODUCT CODES

- ZAS70SS

KEY FEATURES

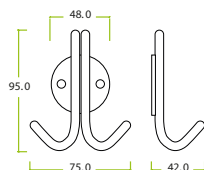
- Double hook
- Face fix

FINISHES AVAILABLE



SS

TECHNICAL

**ZAS71**

Double hat & coat hook

PRODUCT CODES

- ZAS71SS

KEY FEATURES

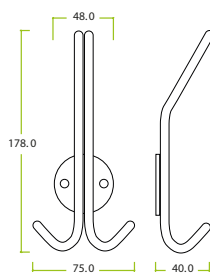
- Treble hook
- Face fix

FINISHES AVAILABLE



SS

TECHNICAL





ZAS72

Single coat hook

PRODUCT CODES

- ZAS72SS

KEY FEATURES

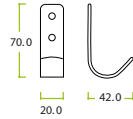
- Single hook
- 20 x 70mm
- Face fix

FINISHES AVAILABLE



SS

TECHNICAL



ZAS73

Hat & coat hook

PRODUCT CODES

- ZAS73SS

KEY FEATURES

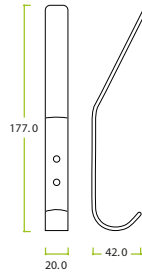
- Double hook
- 20 x 177mm
- Face fix

FINISHES AVAILABLE



SS

TECHNICAL





ZAS72HD

Single coat hook (Heavy duty)

PRODUCT CODES

- ZAS72HDSS

KEY FEATURES

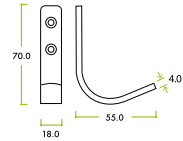
- Single hook
- 18 x 70mm
- Face fix
- Heavy duty 4mm thick

FINISHES AVAILABLE



SS
NEW!

TECHNICAL



ZAS



ZAS73HD

Hat & coat hook (Heavy duty)

PRODUCT CODES

- ZAS73HDSS

KEY FEATURES

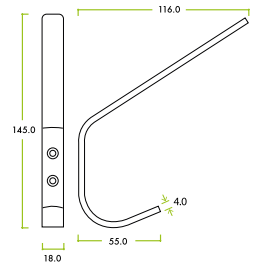
- Double hook
- 18 x 145mm
- Face fix
- Heavy duty 4mm thick

FINISHES AVAILABLE



SS
NEW!

TECHNICAL





ZAS74

Circular single robe hook

PRODUCT CODES

- ZAS74SS

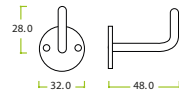
KEY FEATURES

- Single hook
- Face fix

FINISHES AVAILABLE



TECHNICAL



ZAS



ZAS75

Wall mounted hook with rose

PRODUCT CODES

- ZAS75SS

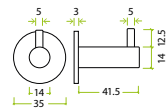
KEY FEATURES

- Single hook
- Concealed fix

FINISHES AVAILABLE



TECHNICAL



ZAS76

Wall mounted hook without rose

PRODUCT CODES

- ZAS76SS

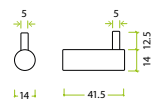
KEY FEATURES

- Single hook

FINISHES AVAILABLE



TECHNICAL





ZAS77

Hat & coat hook with rubber

PRODUCT CODES

- ZAS77SS

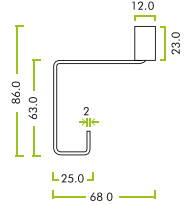
KEY FEATURES

- Hat & coat hook
- Comes with rubber buffer
- Face-fix

FINISHES AVAILABLE



TECHNICAL



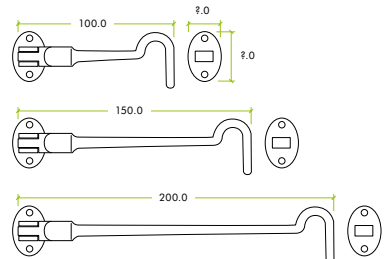
ZAS CABIN HOOKS

Cabin hooks

PRODUCT CODES

- ZAS61SS
100mm
- ZAS62SS
150mm
- ZAS63SS
200mm

FINISHES AVAILABLE



ZAS BARREL BOLTS

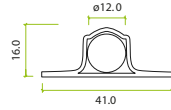
PRODUCT CODES

- **ZAS01ASS**
150mm / 6"
- **ZAS01BSS**
200mm / 8"
- **ZAS01CSS**
305mm / 12"
- **ZAS01DSS**
457mm / 18"
- **ZAS01ESS**
609mm / 24"
- **ZAS01FSS**
914mm / 36"

KEY FEATURES

- Three keep & screws
- 41mm wide
- 12mm dia. bolt

TECHNICAL



FINISHES AVAILABLE



ZAS01ASS



ZAS01BSS



ZAS01CSS



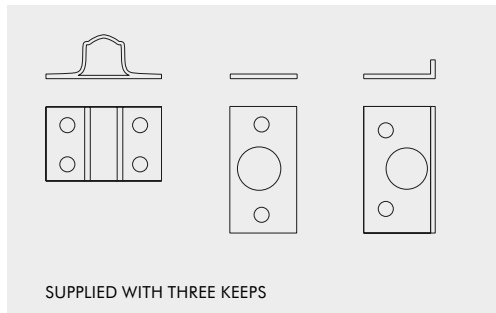
ZAS01DSS



ZAS01ESS



ZAS01FSS





ZAS39
Circular bell push

PRODUCT CODES

- ZAS39SS

KEY FEATURES

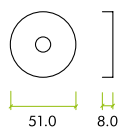
- 51mm dia.

FINISHES AVAILABLE



SS

TECHNICAL



ZAS45
Handrail bracket (concealed)

PRODUCT CODES

- ZAS45SS

KEY FEATURES

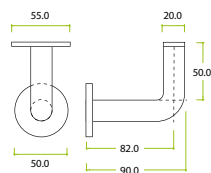
- Concealed fix rose
- 50mm dia. rose
- 82mm centre line projection
- Fixings included

FINISHES AVAILABLE



SS

TECHNICAL



ZSS

Stainless steel signage

A range of door signage from Fire Exit signs to letters and numerals. For use with any of the ZOO stainless steel ranges.

2

Fixing Points

SS
Finish

**50mm
– 102mm**

Sizes Available

FEATURED PRODUCT
ZSNA / ZSN01B

ZSN NUMERALS

PRODUCT CODES

- | | |
|--|---|
| <ul style="list-style-type: none"> • ZSN00SS • ZSN01SS • ZSN02SS • ZSN03SS • ZSN04SS • ZSN05SS • ZSN06SS • ZSN07SS • ZSN08SS <p>50mm numerals
Satin Stainless</p> | <ul style="list-style-type: none"> • ZSN00ASS • ZSN01ASS • ZSN02ASS • ZSN03ASS • ZSN04ASS • ZSN05ASS • ZSN06ASS • ZSN07ASS • ZSN08ASS <p>75mm numerals
Satin Stainless</p> |
|--|---|

- | | |
|---|--|
| <ul style="list-style-type: none"> • ZSN00PS • ZSN01PS • ZSN02PS • ZSN03PS • ZSN04PS • ZSN05PS • ZSN06PS • ZSN07PS • ZSN08PS <p>50mm numerals
Polished Stainless</p> | <ul style="list-style-type: none"> • ZSN00APS • ZSN01APS • ZSN02APS • ZSN03APS • ZSN04APS • ZSN05APS • ZSN06APS • ZSN07APS • ZSN08APS <p>75mm numerals
Polished Stainless</p> |
|---|--|

- ZSN00BSS
 - ZSN01BSS
 - ZSN02BSS
 - ZSN03BSS
 - ZSN04BSS
 - ZSN05BSS
 - ZSN06BSS
 - ZSN07BSS
 - ZSN08BSS
- 102mm numerals
Satin Stainless

KEY FEATURES

- BS EN 1634-1
- Stainless steel
- Old Helvetica Bold typeface

STANDARDS



FINISHES AVAILABLE



ZSN00PS – 50mm



ZSN00APS – 75mm



ZSN00BSS – 102mm



ZSNASS – 102mm



ZSNASS75 – 75mm



ZSN LETTERS

PRODUCT CODES

- | | | |
|--|--|---|
| <ul style="list-style-type: none"> • ZSNAPS75 • ZSNBPS75 • ZSNCPS75 • ZSNDPS75 • ZSNEPS75 • ZSNFPS75 • ZSNGPS75 <p>75mm letters</p> | <ul style="list-style-type: none"> • ZSNASS75 • ZSNBSS75 • ZSNCSS75 • ZSNDSS75 • ZSNESS75 • ZSNFSS75 • ZSNGSS75 <p>75mm letters</p> | <ul style="list-style-type: none"> • ZSNASS • ZSNBSS • ZSNCSS • ZSNDSS • ZSNESS • ZSNFSS • ZSNGSS <p>102mm letters</p> |
|--|--|---|

KEY FEATURES

- BS EN 1634-1
- Stainless steel
- Old Helvetica Bold typeface

STANDARDS



FINISHES AVAILABLE





ZSS SIGNAGE

PRODUCT CODES

- ZSS01SS
- ZSS01PS
Male sex symbol
- ZSS02SS
- ZSS02PS
Female sex symbol
- ZSS03SS
- ZSS03PS
Unisex sex symbol
- ZSS04SS
- ZSS04PS
Shower symbol
- ZSS07SS
- ZSS07PS
Disabled facilities symbol
- ZSS08SS
- ZSS08PS
Baby change symbol
- ZSS09SS
- ZSS09PS
"Fire door keep shut"
- ZSS10SS
- ZSS10PS
"Fire door keep locked"
- ZSS11SS
- ZSS11PS
"Fire door keep clear"
- ZSS12SS
- ZSS12PS
"Automatic fire door keep clear"
- ZSS13SS
- ZSS13PS
"Fire door keep locked shut"

KEY FEATURES

- BS EN 1634-1
- 76mm dia.

STANDARDS



FINISHES AVAILABLE



DA-TONOLI

The DA-Tonoli range of designer brassware consists of eight beautifully crafted lever handles and matching accessories influenced by traditional European design.



50x8mm
Sprung rose



**PREMIUM
BRASSWARE**



**EUROPEAN
STYLING**

FEATURED PRODUCT
DAT030PVD



DAT010CP

DAT010

Tivoli lever – Screw on rose (sprung)

PRODUCT CODES

- DAT010CP
- DAT010SC

KEY FEATURES

- 50 x 8mm round sprung rose
- Bolt through fixings included
- Suitable for 35-54mm doors

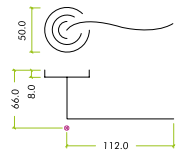
FINISHES AVAILABLE



STANDARDS



TECHNICAL



DAT020SC

DAT020

Savona lever – Screw on rose (sprung)

PRODUCT CODES

- DAT020CP
- DAT020SC

KEY FEATURES

- 50 x 8mm round sprung rose
- Bolt through fixings included
- Suitable for 35-54mm doors

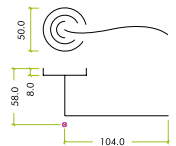
FINISHES AVAILABLE



STANDARDS



TECHNICAL



DAT

DAT



DAT030CP

DAT030

Imola lever – Screw on rose (sprung)

PRODUCT CODES

- DAT030CP
- DAT030PVD

KEY FEATURES

- 50 x 8mm round sprung rose
- Bolt through fixings included
- Suitable for 35-54mm doors

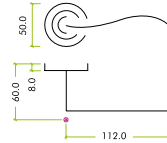
FINISHES AVAILABLE



STANDARDS



TECHNICAL



DAT050

Salerno lever – Screw on rose (sprung)

PRODUCT CODES

- DAT050CP
- DAT050SC

KEY FEATURES

- 50 x 8mm round sprung rose
- Bolt through fixings included
- Suitable for 35-54mm doors

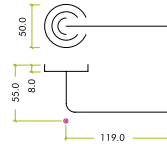
FINISHES AVAILABLE



STANDARDS



TECHNICAL



DAT050SC



DAT060CP

DAT060

Vittoria lever – Screw on rose (sprung)

PRODUCT CODES

- DAT060CP
- DAT060SC

KEY FEATURES

- 50 x 8mm round sprung rose
- Bolt through fixings included
- Suitable for 35-54mm doors

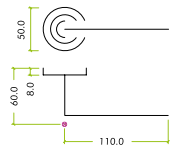
FINISHES AVAILABLE



STANDARDS



TECHNICAL



DAT



DAT070PVD

DAT070

Acerra lever – Screw on rose (sprung)

PRODUCT CODES

- DAT070CP
- DAT070SC
- DAT070PVD

KEY FEATURES

- 50 x 8mm round sprung rose
- Bolt through fixings included
- Suitable for 35-54mm doors

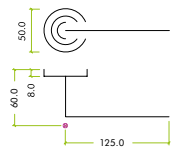
FINISHES AVAILABLE



STANDARDS



TECHNICAL



DAT



DAT080CP

DAT080

Pesaro lever – Screw on rose (sprung)

PRODUCT CODES

- DAT080CP
- DAT080SC

KEY FEATURES

- 50 x 8mm round sprung rose
- Bolt through fixings included
- Suitable for 35-54mm doors

FINISHES AVAILABLE

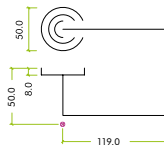


CP SC

STANDARDS



TECHNICAL



DAT090SC

DAT090

Rimini lever – Screw on rose (sprung)

PRODUCT CODES

- DAT090CP
- DAT090SC

KEY FEATURES

- 50 x 8mm round sprung rose
- Bolt through fixings included
- Suitable for 35-54mm doors

FINISHES AVAILABLE

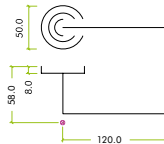


CP SC

STANDARDS



TECHNICAL



DAT ESCUTCHEONS

Screw on rose

PRODUCT CODES

- DAT001
 - DAT001CP
 - DAT001SC
 - DAT001PVD
- Euro profile
- DAT002
 - DAT002CP
 - DAT002SC
 - DAT002PVD
- Standard profile

STANDARDS



TECHNICAL



DAT001

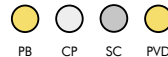


DAT002SC

KEY FEATURES

- BS EN 1634-1
- 50mm screw on rose dia.

FINISHES AVAILABLE



DAT TURN & RELEASE

Screw on rose

PRODUCT CODES

- DAT004
 - DAT004CP
 - DAT004SC
 - DAT004PVD
- with 5mm spindle
- DAT005
 - DAT005CP
 - DAT005SC
- with 8mm spindle

STANDARDS



TECHNICAL



DAT004CP



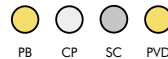
DAT005



KEY FEATURES

- BS EN 1634-1
- 50mm screw on rose dia.

FINISHES AVAILABLE



ADDITIONAL ACCESSORIES

- SP23 Spare spindle - 8mm x 8mm x 100mm long
- SP24 Spare spindle - 8mm x 8mm x 110mm long
- SP25 Spare spindle - 5mm x 5mm x 65mm long
- ZFP01 Spare male/female fixing pack - DAT levers



FULTON & BRAY
FINEST BRASSWARE

The Fulton & Bray range delivers classic designs with the aesthetics of traditional hand-crafted products, with a high level of technical detail and manufacturing.



**OVAL
STEPPED**
Design



PVDN / CP
Finishes Available



ELEGANT
STYLING

FEATURED PRODUCT
FB504PVDN



FB200

FB200 / FB200R (Rim)

Oval mortice knob (unsprung)

PRODUCT CODES

- FB200
- FB200CP
- FB200SC
- FB200R
- FB200RCP
- FB200RSC

FINISHES AVAILABLE



KEY FEATURES

- BS EN 1634-1
- 58.5 x 36.5mm knob
- 62.5mm rose dia.
- 75mm projection
- Grub screw spindle fixing
- Rim lock version available
- FB51, FB52 & FB54 to suit



FB201RSC

FB201 / FB201R (Rim)

Mushroom mortice knob (unsprung)

PRODUCT CODES

- FB201
- FB201CP
- FB201SC
- FB201R
- FB201RCP
- FB201RSC

FINISHES AVAILABLE



KEY FEATURES

- BS EN 1634-1
- 57.5mm knob dia.
- 62.5mm rose dia.
- 68mm projection
- Grub screw spindle fixing
- Rim lock version available
- FB51, FB52 & FB54 to suit



FB202CP

FB202 / FB202R (Rim)

Ball mortice knob (unsprung)

PRODUCT CODES

- FB202
- FB202CP
- FB202SC
- FB202R
- FB202RCP
- FB202RSC

FINISHES AVAILABLE



KEY FEATURES

- BS EN 1634-1
- 50mm knob dia.
- 62.5mm rose dia.
- 82mm projection
- Grub screw spindle fixing
- Rim lock version available
- FB51, FB52 & FB54 to suit



FB304ICFB



FB304GCCP



FB304PWCP

PORCELAIN BY FULTON & BRAY

Built on our classic 70mm polished chrome and florentine bronze roses, our porcelain mortice knobs sit perfectly in modern and period homes alike. We have 3 variants of finish available including ivory crackle, grey crackle and plain white.

FB304

Porcelain mortice knob (unsprung)

PRODUCT CODES

- FB304ICFB
- FB304GCCP
- FB304PWCP

FINISHES AVAILABLE



ICFB GCCP PWCP

KEY FEATURES

- 62mm knob dia.
- 70mm rose dia.
- 68mm projection
- Grub screw spindle fixing
- FB18 & FB42 to suit



FB305FB

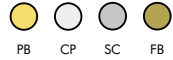
FB305

Concealed fix mortice knob (unsprung)

PRODUCT CODES

- FB305
- FB305CP
- FB305SC
- FB305FB

FINISHES AVAILABLE



KEY FEATURES

- 55mm knob dia.
- 70mm rose dia.
- 62mm projection
- Grub screw spindle fixing
- FB18 & FB42 to suit



FB306

FB306

Ringed mortice knob (unsprung)

PRODUCT CODES

- FB306
- FB306CP
- FB306SC
- FB306FB

FINISHES AVAILABLE



KEY FEATURES

- 50mm knob dia.
- 70mm rose dia.
- 82mm projection
- Solid construction
- Grub screw spindle fixing
- FB18 & FB42 to suit



FB307CP

FB307

Flower mortice knob (unsprung)

PRODUCT CODES

- FB307
- FB307CP
- FB307SC
- FB307FB

FINISHES AVAILABLE



KEY FEATURES

- 57.5mm knob dia.
- 70mm rose dia.
- 74mm projection
- Grub screw spindle fixing
- FB18 & FB42 to suit

FB



FB500CP

FB500 / FB500R (Rim)

Oval mortice knob (unsprung)

PRODUCT CODES

- FB500
- FB500CP
- FB500SC
- FB500PVDN
- FB500SN
- FB500R
- FB500RCP
- FB500RSC
- FB500RPVDN
- FB500RSN

FINISHES AVAILABLE



KEY FEATURES

- 58 x 41mm knob
- 60mm rose dia.
- 70mm projection
- Grub screw spindle fixing
- Rim lock version available
- FB51, FB52 & FB54 to suit



FB501SC

FB501 / FB501R (Rim)

Mushroom mortice knob (unsprung)

PRODUCT CODES

- FB501
- FB501CP
- FB501SC
- FB501PVDN
- FB501SN
- FB501R
- FB501RCP
- FB501RSC
- FB501RPVDN
- FB501RSN

FINISHES AVAILABLE



KEY FEATURES

- 51.5mm knob dia.
- 60mm rose dia.
- 65mm projection
- Grub screw spindle fixing
- Rim lock version available
- FB51, FB52 & FB54 to suit



FB502

FB502 / FB502R (Rim)

Ball mortice knob (unsprung)

PRODUCT CODES

- FB502
- FB502CP
- FB502SC
- FB502PVDN
- FB502SN
- FB502R
- FB502RCP
- FB502RSC
- FB502RPVDN
- FB502RSN

FINISHES AVAILABLE



KEY FEATURES

- 45mm knob dia.
- 60mm rose dia.
- 79mm projection
- Grub screw spindle fixing
- Rim lock version available
- FB51, FB52 & FB54 to suit



FB503

FB503 / FB503R (Rim)

Extended oval mortice knob (unsprung)

PRODUCT CODES

- FB503
- FB503CP
- FB503SC
- FB503R
- FB503RCP
- FB503RSC

FINISHES AVAILABLE



KEY FEATURES

- 74 x 25mm knob
- 60mm rose dia.
- 68mm projection
- Grub screw spindle fixing
- Rim lock version available
- FB51, FB52 & FB54 to suit



FB504CP

FB504 / FB504R (Rim)

Oval stepped mortice knob (unsprung)

PRODUCT CODES

- FB504PVDN
- FB504CP
- FB504RPVDN

FINISHES AVAILABLE



KEY FEATURES

- 74 x 42mm knob
- 60mm rose dia.
- 64mm projection
- Grub screw spindle fixing
- Rim lock version available
- FB51, FB52 & FB54 to suit



FB505PVDN

FB505

Mushroom 3 ring mortice knob (unsprung)

PRODUCT CODES

- FB505PVDN

FINISHES AVAILABLE



KEY FEATURES

- 50mm knob dia.
- 60mm rose dia.
- 65mm projection
- Grub screw spindle fixing
- FB51, FB52 & FB54 to suit



FB307

FB507 / FB507R (Rim)

Queen Anne mortice knob (unsprung)

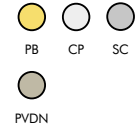
PRODUCT CODES

- FB507
- FB507CP
- FB507SC
- FB507PVDN
- FB507R
- FB507RCP
- FB507RSC
- FB507RPVDN

KEY FEATURES

- 48mm knob dia.
- 60mm rose dia.
- 80mm projection
- Grub screw spindle fixing
- FB18 & FB42 to suit

FINISHES AVAILABLE



FB300CP

FB300

Glass ball mortice knob (unsprung)

PRODUCT CODES

- FB300
- FB300CP
- FB300CP
- FB300CPG
- FB300SC
- FB300CPP

KEY FEATURES

- 55mm knob dia.
- 70mm rose dia.
- 90mm projection
- Grub screw spindle fixing
- FB18 & FB42 to suit

FINISHES AVAILABLE



FB301CPP

FB301

Facetted glass ball mortice knob (unsprung)

PRODUCT CODES

- FB301
- FB301CP
- FB301SC
- FB301CPB
- FB301CPG
- FB301CPP

KEY FEATURES

- 55mm knob dia.
- 70mm rose dia.
- 90mm projection
- Grub screw spindle fixing
- FB18 & FB42 to suit

FINISHES AVAILABLE





FBCR301

FBCR301

Facetted glass ball mortice knob on concealed rose (unsprung)

PRODUCT CODES

- FBCR301
- FBCR301CP
- FBCR301SC

FINISHES AVAILABLE



KEY FEATURES

- 55mm knob dia.
- 70mm rose dia.
- 90mm projection
- Grub screw spindle fixing
- FB18 & FB42 to suit



FB302CP

FB302

Frosted glass ball mortice knob (unsprung)

PRODUCT CODES

- FB302CP

FINISHES AVAILABLE



KEY FEATURES

- 55mm knob dia.
- 70mm rose dia.
- 90mm projection
- Grub screw spindle fixing
- FB18 & FB42 to suit



FB400CPA

FB400

Glass ball mortice knob (unsprung)

PRODUCT CODES

- FB400CP
- FB400CPBL
- FB400CPA
- FB400CPP
- FB400CPB
- FB400CPWH

FINISHES AVAILABLE



KEY FEATURES

- 50mm knob dia.
- 60mm rose dia.
- 87mm projection
- Grub screw spindle fixing
- FB51, FB52 & FB54 to suit





FB401CPB

FB401

Faceted glass ball mortice knob (unsprung)

PRODUCT CODES

- FB401CP
- FB401CPB
- FB401CPBL

FINISHES AVAILABLE



KEY FEATURES

- 50mm knob dia.
- 60mm rose dia.
- 87mm projection
- Grub screw spindle fixing
- FB51, FB52 & FB54 to suit



FB403CP

FB403

Bubbled glass ball mortice knob (unsprung)

PRODUCT CODES

- FB403CP

FINISHES AVAILABLE



KEY FEATURES

- 50mm knob dia.
- 60mm rose dia.
- 87mm projection
- Grub screw spindle fixing
- FB51, FB52 & FB54 to suit



FB18

FB18

Standard profile escutcheon

PRODUCT CODES

- FB18
- FB18CP
- FB18SC
- FB18FB

FINISHES AVAILABLE



KEY FEATURES

- 45mm escutcheon dia.



FB51CP

FB51

Euro profile escutcheon

PRODUCT CODES

- FB51
- FB51CP
- FB51SC
- FB51PVDN
- FB51SN
- FB51FB

FINISHES AVAILABLE



KEY FEATURES

- 45mm escutcheon dia.



FB52SC

FB52

Standard profile escutcheon

PRODUCT CODES

- FB52
- FB52CP
- FB52SC
- FB52PVDN
- FB52SN

FINISHES AVAILABLE



KEY FEATURES

- 45mm escutcheon dia.



FB10SC

FB10

Victorian escutcheon

PRODUCT CODES

- FB10
- FB10CP
- FB10SC

KEY FEATURES

- BS EN 1634-1
- 32mm escutcheon dia.

STANDARDS



FINISHES AVAILABLE



FB11

FB11

Covered Victorian escutcheon

PRODUCT CODES

- FB11
- FB11CP
- FB11SC

KEY FEATURES

- BS EN 1634-1
- 32mm escutcheon dia.

STANDARDS



FINISHES AVAILABLE



FB26CP

FB26

Square standard profile escutcheon

PRODUCT CODES

- FB26
- FB26CP
- FB26SC

KEY FEATURES

- BS EN 1634-1
- 50mm escutcheon

STANDARDS



FINISHES AVAILABLE





FB40CP

FB40

Oval thumb turn – Rack bolt

PRODUCT CODES

- FB40
- FB40CP
- FB40SC

KEY FEATURES

- BS EN 1634-1
- 32 x 20mm turn
- 38mm escutcheon dia.
- For use with rack bolt

STANDARDS



FINISHES AVAILABLE



FB41

WC turn & release

PRODUCT CODES

- FB41
- FB41CP
- FB41SC

KEY FEATURES

- 32 x 20mm turn
- 30mm projection
- 36mm escutcheon dia.
- 5mm spindle dia.
- 78mm spindle length

FINISHES AVAILABLE



FB41SC



FB42CP

FB42

WC turn & release

PRODUCT CODES

- FB42
- FB42CP
- FB42SC
- FB42FB

KEY FEATURES

- 38 x 22mm turn
- 42mm escutcheon dia.
- 5mm spindle

FINISHES AVAILABLE



FB54

FB54

WC turn & release

PRODUCT CODES

- FB54
- FB54CP
- FB54SC
- FB54PVDN
- FB54SN

KEY FEATURES

- 38 x 22mm turn
- 40mm escutcheon dia.
- 5mm spindle

FINISHES AVAILABLE





FB011CP

OXFORD LEVERS ON BACKPLATE

PRODUCT CODES

- FB011
- FB011CP
- FB011SC
- Lock backplate
- FB011EP
- FB011EPCP
- FB011EPSC
- Euro backplate
- FB012
- FB012CP
- FB012SC
- Latch backplate
- FB013
- FB013CP
- FB013SC
- Bathroom backplate

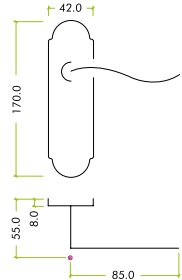
KEY FEATURES

- BS EN 1634-1
- Backplate dimensions:
42 x 170mm
- 47.5mm c/c (Euro)
- 57mm c/c (Lock & Bath')

STANDARDS



TECHNICAL



FINISHES AVAILABLE



FB021EP

ARUNDEL LEVERS ON BACKPLATE

PRODUCT CODES

- FB021
- FB021CP
- FB021SC
- Lock backplate
- FB021EP
- FB021EPCP
- FB021EPSC
- Euro backplate
- FB022
- FB022CP
- FB022SC
- Latch backplate
- FB023
- FB023CP
- FB023SC
- Bathroom backplate

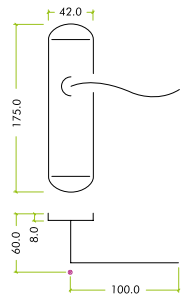
KEY FEATURES

- BS EN 1634-1
- Backplate dimensions:
42 x 175mm
- 47.5mm c/c (Euro)
- 57mm c/c (Lock & Bath')

STANDARDS



TECHNICAL



FINISHES AVAILABLE





FB030

FB030

RTD lever on rose

PRODUCT CODES

- FB030
- FB030CP

KEY FEATURES

- BS EN 1634-1
- Complies with design requirements of BS8300
- Sprung rose

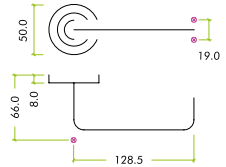
FINISHES AVAILABLE



STANDARDS



TECHNICAL



ARUNDEL LEVERS ON BACKPLATE



FB033SC78

PRODUCT CODES

- FB031
 - FB031CP
 - FB031SC
- Lock backplate

- FB031EP
 - FB031EPCP
 - FB031EPSC
- Euro backplate

- FB032
 - FB032CP
 - FB032SC
- Latch backplate

- FB033
 - FB033CP
 - FB033SC
- Bath' backplate

- FB031EP72
 - FB031EPCP72
 - FB031EPSC72
- Euro backplate
(72mm c/c)

- FB03378
 - FB033CP78
 - FB033SC78
- Bath' backplate
(78mm c/c)

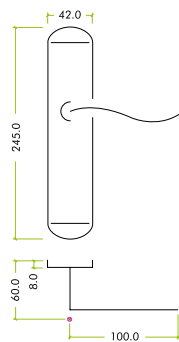
KEY FEATURES

- BS EN 1634-1
- Backplate dimensions:
42 x 245mm
- 47.5mm c/c (Euro)
- 57mm c/c (Lock & Bath')

STANDARDS



TECHNICAL



FINISHES AVAILABLE





FB041SCCP

LINCOLN LEVERS ON BACKPLATE

PRODUCT CODES

- FB041SBPB
- FB041SCCP
Lock backplate
- FB041EPSBPB
- FB041EPS CCP
Euro backplate
- FB042SBPB
- FB042SCCP
Latch backplate
- FB043SBPB
- FB043SCCP
Bathroom backplate

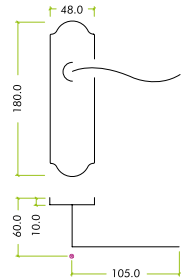
KEY FEATURES

- BS EN 1634-1
- Backplate dimensions:
48 x 180mm
- 47.5mm c/c (Euro)
- 57mm c/c (Lock & Bath')

STANDARDS



TECHNICAL



FINISHES AVAILABLE



SBPB SCCP



FB052FB

WINCHESTER LEVERS ON BACKPLATE

PRODUCT CODES

- FB051SBPB
- FB051FB
Lock backplate
- FB051EPSBPB
- FB051EPFB
Euro backplate
- FB052SBPB
- FB052FB
Latch backplate
- FB053SBPB
- FB053FB
Bathroom backplate

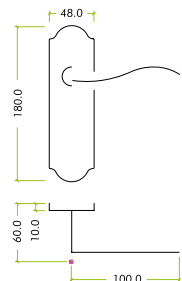
KEY FEATURES

- BS EN 1634-1
- Backplate dimensions:
48 x 180mm
- 47.5mm c/c (Euro)
- 57mm c/c (Lock & Bath')

STANDARDS



TECHNICAL



FINISHES AVAILABLE



SBPB FB



FBD PULL HANDLES

'D' pull handle

PRODUCT CODES

- FBD225B
19 x 225mm
- FBD300B
19 x 300mm
- FBD425B
19 x 425mm

KEY FEATURES

- 19mm dia.
- Face-fixing
- Roses included
- 50mm rose dia.
- 8mm rose depth

STANDARDS



FINISHES AVAILABLE



PB

**BOLT
THROUGH
FIXING PACK
AVAILABLE**
ZFP06



FB113

Pull handle on square rose

PRODUCT CODES

- FB113
- FB113CP

KEY FEATURES

- 250mm length
- Solid brass casting
- 45mm projection
- Non-handed
- Surface mounted
- Supplied with fixings

FINISHES AVAILABLE



PB CP
NEW! NEW!

FB113CP



FB106CP

FB106

Pull handle on backplate

PRODUCT CODES

- FB106
- FB106CP

KEY FEATURES

- 65 x 382mm backplate
- 00mm projection
- Non-handed
- Surface mounted
- Supplied with fixings
- FB107 fingerplate to match

FINISHES AVAILABLE



PB CP



FB107

FB107CP

FB107

Fingerplate

PRODUCT CODES

- FB107
- FB107CP

KEY FEATURES

- 382 x 65mm
- Non-handed
- Surface mounted
- Supplied with fixings
- Matches FB106 pull handle

FINISHES AVAILABLE



PB CP

FB



FB112ACP

FB112A

Pull handle on backplate


PRODUCT CODES

- FB112A
- FB112ACP

KEY FEATURES

- 300 x 60mm backplate
- Solid brass casting
- 65mm projection
- Non-handed
- Surface mounted
- Supplied with fixings
- FB122A fingerplate to match

FINISHES AVAILABLE



FB122A

FB122ACP

FB122A

Fingerplate

PRODUCT CODES

- FB122A
- FB122ACP

KEY FEATURES

- 300 x 60mm
- Non-handed
- Surface mounted
- Supplied with fixings
- Matches FB112A pull handle

FINISHES AVAILABLE





FB112B

FB112B

Pull handle on backplate


PRODUCT CODES

- FB112B
- FB112BCP

KEY FEATURES

- 425 x 60mm backplate
- Solid brass casting
- 65mm projection
- Non-handed
- Surface mounted
- Supplied with fixings
- FB122B fingerplate to match

FINISHES AVAILABLE



FB122B

FB122BCP

FB122B

Fingerplate

PRODUCT CODES

- FB122B
- FB122BCP

KEY FEATURES

- 425 x 60mm
- Non-handed
- Surface mounted
- Supplied with fixings
- Matches FB112B pull handle

FINISHES AVAILABLE





FB114

Pull handle on Art Nouveau backplate

PRODUCT CODES

- FB114L
Left-handed
- FB114R
Right-handed


FINISHES AVAILABLE



KEY FEATURES

- 377 x 42mm backplate
- Solid brass casting
- 56mm projection
- Left & right handed
- Surface mounted
- Supplied with fixings
- FB115 fingerplate to match

FB114L



FB115

Art Nouveau fingerplate

PRODUCT CODES

- FB115
- FB115CP

FINISHES AVAILABLE



KEY FEATURES

- 380 x 65mm
- Solid brass casting
- Non-handed
- Surface mounted
- Supplied with fixings
- Matches FB114 pull handle

FB115

FB115CP



FB118RCP

FB118

Large pull handle on backplate

PRODUCT CODES

- FB118L
- FB118LCP
Left-handed
- FB118R
- FB118RCP
Right-handed

FINISHES AVAILABLE



KEY FEATURES

- 457 x 76mm backplate
- Solid brass casting
- 86mm projection
- Left & right handed
- Surface mounted
- Supplied with fixings
- FB119 fingerplate to match



FB119

FB119CP

FB119

Large fingerplate

PRODUCT CODES

- FB119
- FB119CP

FINISHES AVAILABLE



KEY FEATURES

- 457 x 76mm backplate
- Solid brass casting
- Non-handed
- Surface mounted
- Supplied with fixings
- Matches FB118 pull handle



FB01

FB01

Sunk slide flush bolt

PRODUCT CODES

- FB01
- FB01CP
- FB01SC

KEY FEATURES

- 17 x 100mm
- Sunk slide function
- 11mm dia. bolt
- 15mm throw

FINISHES AVAILABLE



PB CP SC



FB04SC

FB LEVER ACTION FLUSH BOLTS

PRODUCT CODES

- FB02
- FB02CP
- FB02SC
- 20 x 150mm
- FB03
- FB03CP
- FB03SC
- 20 x 200mm
- FB05
- FB05CP
- FB05SC
- 20 x 305mm

KEY FEATURES

- 11mm dia. bolt
- 15mm throw

FINISHES AVAILABLE



PB CP SC



FB13SC

FB13

Easy-clean dust socket

PRODUCT CODES

- FB13
- FB13CP
- FB13SC

KEY FEATURES

- BS EN 1634-1
- 19 x 62mm
- Easy to clean

STANDARDS



FINISHES AVAILABLE



FB14

Dust excluding socket for flush bolts – Concrete



FB14CP

PRODUCT CODES

- FB14
- FB14CP
- FB14SC

KEY FEATURES

- BS EN 1634-1
- 20 x 25mm

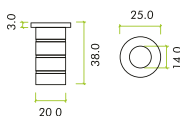
FINISHES AVAILABLE



STANDARDS



TECHNICAL



FB14A

Dust excluding socket for flush bolts – Wood



FB14A

PRODUCT CODES

- FB14A
- FB14ACP
- FB14ASC

KEY FEATURES

- BS EN 1634-1
- 20 x 35mm

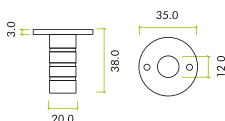
FINISHES AVAILABLE



STANDARDS



TECHNICAL



FB



FB81SC

FB81

Sliding door lock set

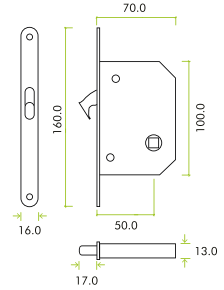
PRODUCT CODES

- FB81
- FB81CP
- FB81SC
- FB81SN

KEY FEATURES

- Suitable for 35-45mm thick doors

TECHNICAL



FINISHES AVAILABLE



FB90

Flush pull – Rectangular



FB90FB

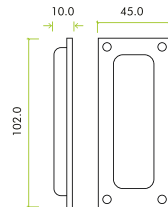
PRODUCT CODES

- FB90
- FB90CP
- FB90SC
- FB90FB

KEY FEATURES

- 102 x 45mm
- 10mm depth

TECHNICAL



FINISHES AVAILABLE



FB ARCHITECTURAL BARREL BOLTS – 30MM

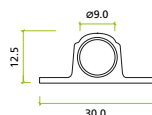
PRODUCT CODES

- | | |
|--|--|
| <ul style="list-style-type: none"> • FB55 • FB55CP • FB55SC • FB55NP <p>75 x 30mm</p> | <ul style="list-style-type: none"> • FB57 • FB57CP • FB57SC • FB57NP <p>150 x 30mm</p> |
| <ul style="list-style-type: none"> • FB56 • FB56CP • FB56SC • FB56NP <p>100 x 30mm</p> | <ul style="list-style-type: none"> • FB58 • FB58CP • FB58SC • FB58NP <p>200 x 30mm</p> |

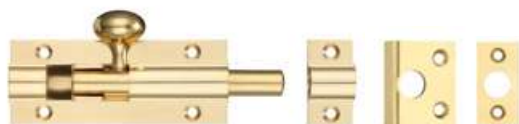
KEY FEATURES

- Three keeps & screws
- 9mm bolt dia.
- 20mm bolt throw
- Face-fix

TECHNICAL



FINISHES AVAILABLE



FB55 – 75MM



FB56CP – 100MM



FB57SC – 150MM



FB58NP – 200MM





FB60 – 100MM



FB61CP – 150MM



FB62SC – 200MM



FB63NP – 300MM



FB64 – 450MM



FB65CP – 600MM

FB

**FB ARCHITECTURAL
BARREL BOLTS – 38MM**

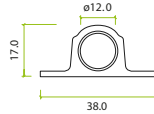
PRODUCT CODES

- FB60
- FB60CP
- FB60SC
- FB60NP
100 x 38mm
- FB61
- FB61CP
- FB61SC
- FB61NP
150 x 38mm
- FB62
- FB62CP
- FB62SC
- FB62NP
200 x 38mm
- FB63
- FB63CP
- FB63SC
- FB63NP
300 x 38mm
- FB64
- FB64CP
- FB64SC
- FB64NP
450 x 38mm
- FB65
- FB65CP
- FB65SC
- FB65NP
600 x 38mm

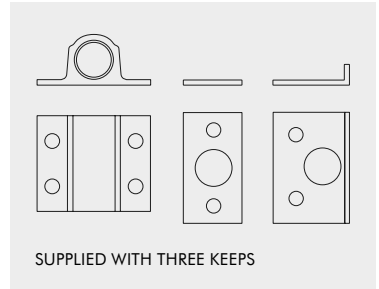
KEY FEATURES

- Three keeps & screws
- 12mm bolt dia.
- 30mm bolt throw
- Face-fix

TECHNICAL



FINISHES AVAILABLE



FB



FB75 – 200MM



FB76NP – 300MM



FB77SC – 450MM



FB78CP – 600MM



FB78 – 900MM

FB

**FB ARCHITECTURAL
HEAVY DUTY BARREL BOLTS – 50MM**

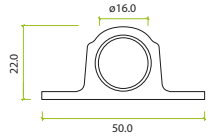
PRODUCT CODES

- FB75
- FB75CP
- FB75SC
- FB75NP
- 200 x 50mm
- FB76
- FB76CP
- FB76SC
- FB76NP
- 300 x 50mm
- FB77
- FB77CP
- FB77SC
- FB77NP
- 450 x 50mm
- FB78
- FB78CP
- FB78SC
- FB78NP
- 600 x 50mm
- FB79
- FB79CP
- FB79SC
- FB79NP
- 900 x 50mm

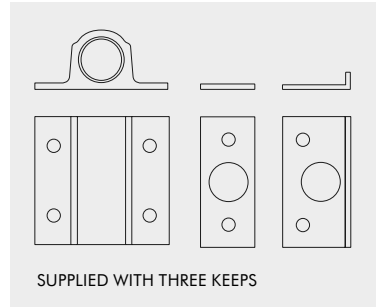
KEY FEATURES

- Heavy duty
- Three keeps & screws
- 16mm bolt dia.
- 50mm bolt throw
- Face-fix

TECHNICAL



FINISHES AVAILABLE



FB

FB



FB16PN

FB16

Cylinder door stop with rose

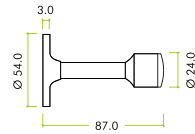
PRODUCT CODES

- FB16
- FB16CP
- FB16SC
- FB16PN
- FB16SN

KEY FEATURES

- 87mm projection
- 54mm rose dia.
- Face-fix

TECHNICAL



FINISHES AVAILABLE



FB71

Double robe hook



FB71CP

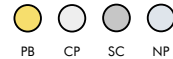
PRODUCT CODES

- FB71
- FB71CP
- FB71SC
- FB71NP

KEY FEATURES

- Double hook
- Face-fix

FINISHES AVAILABLE





FB72NP

FB72

Hat & coat hook

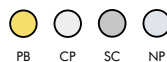
PRODUCT CODES

- FB72
- FB72CP
- FB72SC
- FB72NP

KEY FEATURES

- Double hook
- Face-fix

FINISHES AVAILABLE



FB73

FB73

Double hat & coat hook

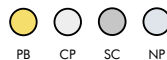
PRODUCT CODES

- FB73
- FB73CP
- FB73SC
- FB73NP

KEY FEATURES

- Treble hook
- Face-fix

FINISHES AVAILABLE





FCH01DCP

FCH01

Victorian cabinet knob

PRODUCT CODES

- FCH01A
- FCH01ACP
- FCH01ASC
- FCH01APN
- FCH01ASN
- FCH01AFB
- FCH01B
- FCH01BCP
- FCH01BSC
- FCH01BPN
- FCH01BSN
- FCH01BFB
- FCH01C
- FCH01CCP
- FCH01CSC
- FCH01CPN
- FCH01CSN
- FCH01CFB
- FCH01D
- FCH01DCP
- FCH01DSC
- FCH01DPN
- FCH01DSN
- FCH01DFB

KEY FEATURES

- 25mm knob dia. (A)
- 32mm knob dia. (B)
- 38mm knob dia. (C)
- 45mm knob dia. (D)

FINISHES AVAILABLE



FB



FCH02BCPB

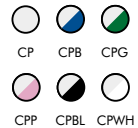
FCH02

Glass ball cabinet knob

PRODUCT CODES

- FCH02ACP
- FCH02ACPB
- FCH02ACPG
- FCH02ACPP
- FCH02ACPBL
- FCH02ACPWH
- FCH02BCP
- FCH02BCPB
- FCH02BCPG
- FCH02BCPP
- FCH02BCPBL
- FCH02BCPWH

FINISHES AVAILABLE



KEY FEATURES

- 25mm knob dia. (A)
- 30mm knob dia. (B)



FCH03BCPP

FCH03

Facetted glass ball cabinet knob

PRODUCT CODES

- FCH03ACP
- FCH03ACPB
- FCH03ACPG
- FCH03ACPP
- FCH03ACPBL
- FCH03BCP
- FCH03BCPB
- FCH03BCPG
- FCH03BCPP
- FCH03BCPBL

FINISHES AVAILABLE



KEY FEATURES

- 25mm knob dia. (A)
- 30mm knob dia. (B)



FCH04ACP

FCH04

Frosted glass ball cabinet knob

PRODUCT CODES

- FCH04ACP • FCH04BCP

KEY FEATURES

- 25mm knob dia. (A)
- 30mm knob dia. (B)

FINISHES AVAILABLE



FCH05CPVDN

FCH05

Oval cabinet knob

PRODUCT CODES

- FCH05ACP • FCH05CCP
- FCH05ASC • FCH05CSC
- FCH05APVDN • FCH05CPVDN

KEY FEATURES

- 32 x 25mm knob (A)
- 38 x 22mm knob (C)

FINISHES AVAILABLE



FCH07BCP

FCH07

Cube cabinet knob

PRODUCT CODES

- FCH07ACP • FCH07BCP
- FCH07ACPBL • FCH07BCPBL

KEY FEATURES

- 25mm knob dia. (A)
- 30mm knob dia. (B)

FINISHES AVAILABLE



FCH08B

FCH08

Queen Anne ringed cabinet knob


PRODUCT CODES

- FCH08A • FCH08C
- FCH08ACP • FCH08CCP
- FCH08ASC • FCH08CSC
- FCH08APN • FCH08CPN
- FCH08ASN • FCH08CSN
- FCH08AFB • FCH08CFB
- FCH08B
- FCH08BCP
- FCH08BSC
- FCH08BPN
- FCH08BSN
- FCH08BFB

KEY FEATURES

- 25mm rose dia. (A)
- 32mm rose dia. (B)
- 38mm rose dia. (C)

FINISHES AVAILABLE





FULTON & BRAY
— FINEST BRASSWARE —

The Fulton & Bray window furniture range provides an array of products suitable for casement and sash windows. Available in a variety of finishes to compliment any period or contemporary properties.

INCLUDES
HOOK & PLATE



AVAILABLE IN
5 FINISHES



PB / CP / SC / PVDN / PVDSN

TRADITIONAL
STYLING

FEATURED PRODUCT
FB104PVDN

FB BULB END CASEMENT STAYS

PRODUCT CODES

- FB100
- FB100CP
- FB100SC
- FB100PVDN
- FB100PVDSN
200mm
- FB101
- FB101CP
- FB101SC
- FB101PVDN
- FB101PVDSN
250mm
- FB102
- FB102CP
- FB102SC
- FB102PVDN
- FB102PVDSN
300mm

KEY FEATURES

- Traditional bulb end design
- 200mm / 8"
- 250mm / 10"
- 300mm / 12"


FINISHES AVAILABLE



FB100PVDN



FB101SC



FB102CP

FB SPOON END CASEMENT STAYS

PRODUCT CODES

- FB108A
- FB108ACP
- FB108ASC
200mm
- FB108BCP
- FB108BSC
250mm
- FB108C
- FB108CCP
- FB108CSC
300mm


KEY FEATURES

- Traditional spoon end design
- 200mm / 8"
- 250mm / 10"
- 300mm / 12"


FINISHES AVAILABLE



FB108A



FB108BCP



FB108CSC



FB105CP

FB105

Flush fitting pins for casement stays – Pack of 2

PRODUCT CODES

- FB105
- FB105CP
- FB105SC
- FB105PVDN
- FB105PVDSN

KEY FEATURES

- Flush fitting pins
- Fixings included

FINISHES AVAILABLE



FB17

FB17

Locking casement stay pin

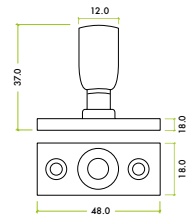
PRODUCT CODES

- FB17
- FB17CP
- FB17SC
- FB17PCB

KEY FEATURES

- Locking ferrule screws down on stay pin for added security
- Fixings included
- Requires 4mm hex key (FBK01)

TECHNICAL



FINISHES AVAILABLE





FB103

Standard casement fastener

PRODUCT CODES

- FB103
- FB103CP
- FB103SC
- FB103PVDN
- FB103PVDSN

KEY FEATURES

- Traditional bulb end design
- Includes hook & plate
- Fixings included

FINISHES AVAILABLE



FB104

Offset casement fastener

PRODUCT CODES

- FB104
- FB104CP
- FB104SC
- FB104PVDN
- FB104PVDSN

KEY FEATURES

- Traditional bulb end design
- Includes hook & plate
- Fixings included
- Suitable for weather seal

FINISHES AVAILABLE





FB109

Casement fastener

PRODUCT CODES

- FB109
- FB109CP
- FB109SC

FINISHES AVAILABLE



KEY FEATURES

- Reversible pattern
- Includes hook & plate
- Fixings included



FB110

Wedge type fastener

PRODUCT CODES

- FB110
- FB110CP
- FB110SC

- FB110LCK
- FB110LCKCP
- FB110LCKSC
- Locking version

FINISHES AVAILABLE



KEY FEATURES

- Suitable for weather seal
- Locking version available
- Fixings included



FB30FB



FB30

Heavy duty sash lift

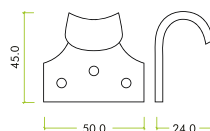
PRODUCT CODES

- FB30
- FB30CP
- FB30SC
- FB30PVD
- FB30PVDN
- FB30FB

KEY FEATURES

- Heavy duty
- 50 x 45mm
- 3 screw fixings

TECHNICAL



FINISHES AVAILABLE



FB



FB33PVDN



FB33

Standard sash lift

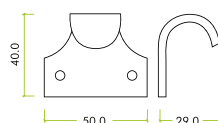
PRODUCT CODES

- FB33
- FB33CP
- FB33SC
- FB33PVDN
- FB33FB

KEY FEATURES

- 50 x 40mm
- 2 screw fixings

TECHNICAL



FINISHES AVAILABLE





FB35CP



FB35

Window sash lift

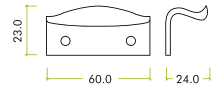
PRODUCT CODES

- FB35
- FB35CP
- FB35SC
- FB35NP
- FB35FB

KEY FEATURES

- 60 x 23mm
- Standard fix
- 2 screw fixings

TECHNICAL



FINISHES AVAILABLE



FB34



FB34

Window sash ring

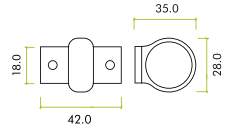
PRODUCT CODES

- FB34
- FB34CP
- FB34SC
- FB34FB

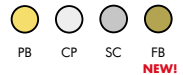
KEY FEATURES

- 42 x 18mm base
- 35mm projection
- 2 screw fixings

TECHNICAL



FINISHES AVAILABLE



FB36SC



FB36

Window sash ring – Vertical fix

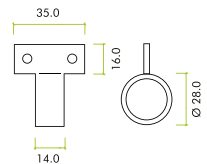
PRODUCT CODES

- FB36
- FB36CP
- FB36SC
- FB36FB

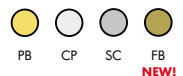
KEY FEATURES

- 28mm dia.
- Standard fix
- 2 screw fixings

TECHNICAL



FINISHES AVAILABLE





FB37PN

FB37

Quadrant arm sash fastener

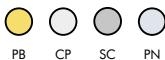
PRODUCT CODES

- FB37
- FB37CP
- FB37SC
- FB87PN

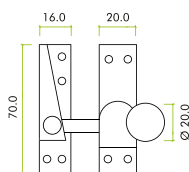
KEY FEATURES

- 20 x 70mm

FINISHES AVAILABLE



TECHNICAL



FB111CP

FB111

Fitch fastener

PRODUCT CODES

- FB111
- FB111CP
- FB111SC

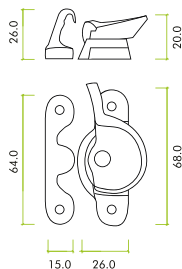
KEY FEATURES

- Narrow style fitch fastener

FINISHES AVAILABLE



TECHNICAL





FB7SC

FB7 / FB7LCK

Fitch fastener (available with lock)

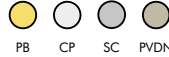
PRODUCT CODES

- FB7
- FB7CP
- FB7SC
- FB7PVDN
- FB7LCK
- FB7LCKCP
- FB7LCKSC
- FB7LCKPVDN

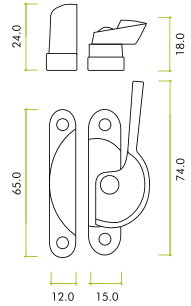
KEY FEATURES

- Narrow style fitch fastener
- Locking version available – requires 2.5mm hex key (FBK04)


FINISHES AVAILABLE



TECHNICAL



FB



FB32LCK

FB32 / FB32LCK

Brighton pattern sash fastener (available with lock)

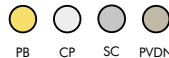
PRODUCT CODES

- FB32
- FB32CP
- FB32SC
- FB32PVDN
- FB32LCK
- FB32LCKCP
- FB32LCKSC
- FB32LCKPVDN

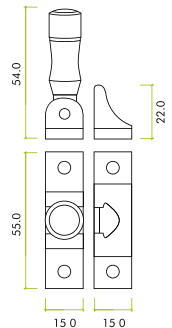
KEY FEATURES

- Spring loaded screw down arm
- Locking version available – requires 2.5mm hex key (FBK04)

FINISHES AVAILABLE



TECHNICAL



FB



FBBP01RCP / FBBP01CP

FBBP01 / FBBP01R

Brass ball bearing axle pulleys

PRODUCT CODES

- FBBP01
- FBBP01CP
- FBBP01SC
- FBBP01FB
- FBBP01R
- FBBP01RCP
- FBBP01RSC
- FBBP01RFB

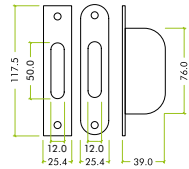
KEY FEATURES

- 1 3/4" wheel
- 2 face-fixing points
- 75kgs max. sash weight

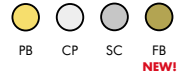
STANDARDS



TECHNICAL



FINISHES AVAILABLE



FBBP02R / FBBP02

FBBP02 / FBBP02R

Brass ball bearing axle pulleys

PRODUCT CODES

- FBBP02
- FBBP02CP
- FBBP02SC
- FBBP02FB
- FBBP02R
- FBBP02RCP
- FBBP02RSC
- FBBP02RFB

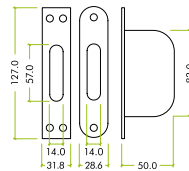
KEY FEATURES

- 2 1/4" wheel
- 4 face-fixing points – Square
- 2 face-fixing points – Radius
- 100kgs max. sash weight

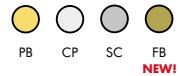
STANDARDS



TECHNICAL



FINISHES AVAILABLE





FB31CP

FB31

29mm roller sash stop

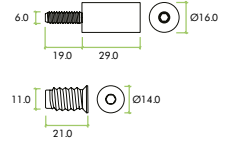
PRODUCT CODES

- FB31
- FB31CP
- FB31SC
- FB31PVDN
- FB31FB

KEY FEATURES

- 29mm stop
- Solid brass socket screw
- Hex key fixing
- Requires 4mm hex key (FBK01)

TECHNICAL



FINISHES AVAILABLE



FB319

FB319

19mm roller sash stop

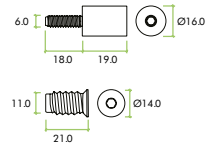
PRODUCT CODES

- FB319
- FB319CP
- FB319SC
- FB319PVDN
- FB319FB

KEY FEATURES

- 19mm stop
- Solid brass socket screw
- Hex key fixing
- Requires 4mm hex key (FBK01)

TECHNICAL



FINISHES AVAILABLE



FBSP01PN



FBSP01

Strike plate for roller sash stop

PRODUCT CODES

- FBSP01
- FBSP01CP
- FBSP01SC
- FBSP01PN

KEY FEATURES

- For use with roller sash stop
- Dimensions: 29 x 48mm

FINISHES AVAILABLE



FB

FB KEYS

PRODUCT CODES

- **FBK01**
4mm hex key for roller sash stops
- **FBK02**
35mm rack bolt key
- **FBK03**
65mm rack bolt key
- **FBK04**
2.5mm hex key for fitch fastener

FINISHES AVAILABLE



FBK01



FBK02



FBK03



FBK04



ADDITIONAL ACCESSORIES

- SPS16 Spare screw pack - to suit FB levers on backplate PB and Brighton sash fastener (pack of 8)
- SPS16CP Spare screw pack - to suit FB levers on backplate CP and Brighton sash fastener (pack of 8)
- SPS16FB Spare screw pack - to suit FB levers on backplate FB and Brighton sash fastener (pack of 8)
- SPS16SC Spare screw pack - to suit FB levers on backplate SC and Brighton sash fastener (pack of 8)
- SPS17 Spare screw - to suit FB accessories
- SPS17CP Spare screw - to suit FB accessories
- SPS17PVDN Spare screw - to suit FB accessories
- SPS17SC Spare screw - to suit FB accessories
- SPS17SN Spare screw - to suit FB accessories
- SPS18 Spare screws - to suit FB mortice knobs - (6 pack)
- SPS18CP Spare screws - to suit FB mortice knobs - (6 pack)
- SPS18FB Spare screws - to suit FB mortice knobs - (6 pack)
- SPS18PVDN Spare screws - to suit FB mortice knobs - (6 pack)
- SPS18SC Spare screws - to suit FB mortice knobs - (6 pack)
- SPS18SN Spare screws - to suit FB mortice knobs - (6 pack)
- M4X5SS-CONE M4 x 5mm skt set (grub) screw - sliding door lock set
- ZFP06 Spare fixing pack - suitable for 19 and 22mm pull handles M8 x 65mm
- ZFP09 Spare fixing pack - suitable for 19 and 22mm pull handles M8 x 90mm

ZCB

Contract brass

The contract brass mortice knobs are available in two styles and in three finishes, perfect for use in contemporary decor in residential and commercial settings.

PB / CP / SC
Finishes available

**RIM LOCK
VERSION**
AVAILABLE

61mm
Sprung rose

FEATURED PRODUCT
ZCB34RCP



ZCB34

ZCB34 / ZCB34R (Rim)

Oval mortice knob

PRODUCT CODES

- ZCB34
- ZCB34CP
- ZCB34SC
- Sprung
- ZCB34R
- ZCB34RCP
- ZCB34RSC
- Rim version (Unsprung)

FINISHES AVAILABLE



PB CP SC

KEY FEATURES

- 38 x 55mm knob dia.
- 61mm rose dia.
- 72mm projection (with rose)
- 49mm projection (without rose)
- Sprung set—only half sprung
- Rim lock version available (unsprung)



ZCB35SC

ZCB35 / ZCB35R (Rim)

Mushroom mortice knob

PRODUCT CODES

- ZCB35
- ZCB35CP
- ZCB35SC
- Sprung
- ZCB35R
- ZCB35RCP
- ZCB35RSC
- Rim version (Unsprung)

FINISHES AVAILABLE



PB CP SC

KEY FEATURES

- 52mm knob dia.
- 61mm rose dia.
- 70mm projection (with rose)
- 50mm projection (without rose)
- Sprung set—only half sprung
- Rim lock version available (unsprung)

ZAB

Miscellaneous brass accessories

A range of traditional forged and cast brass accessory products. Our brass levers and mortice & rim knobs are now part of our ever expanding Fulton & Bray range.

4 Finishes Available

6 Fixing Points

SIMPLE
SLIDE
FUNCTION

FEATURED PRODUCT
ZAB100CFB



ZAB06CP

ZAB06

Door stop – Oval

PRODUCT CODES

- ZAB06
- ZAB06CP
- ZAB06SC

KEY FEATURES

- BS EN 1634-1
- 45mm dia.
- Floor mounted
- Concealed-fix

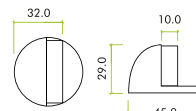
FINISHES AVAILABLE



STANDARDS



TECHNICAL



ZAB06B

ZAB06B

Door stop – Oval

PRODUCT CODES

- ZAB06B
- ZAB06BCP
- ZAB06BSC

KEY FEATURES

- BS EN 1634-1
- 40 x 43mm dia.
- Floor mounted
- Face-fix

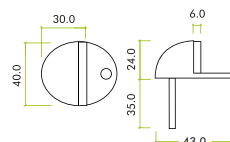
FINISHES AVAILABLE



STANDARDS



TECHNICAL



ZAB85SC

ZAB85

Door stop – Round

PRODUCT CODES

- ZAB85
- ZAB85CP
- ZAB85SC

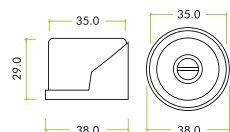
KEY FEATURES

- 38mm dia.
- Floor mounted

FINISHES AVAILABLE



TECHNICAL





ZAB07FB

ZAB07

Door stop – Cylinder with rose (70mm)

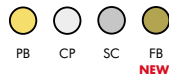
PRODUCT CODES

- ZAB07
- ZAB07CP
- ZAB07SC

KEY FEATURES

- BS EN 1634-1
- 70mm projection
- Concealed-fix

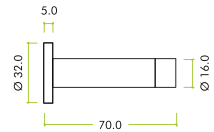
FINISHES AVAILABLE



STANDARDS



TECHNICAL



ZAB



ZAB07B

ZAB07B

Door stop – Cylinder with rose (76mm)

PRODUCT CODES

- ZAB07B
- ZAB07BCP
- ZAB07BSC

KEY FEATURES

- BS EN 1634-1
- 76mm projection
- Face-fix

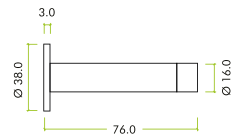
FINISHES AVAILABLE



STANDARDS



TECHNICAL



ZAB08CP

ZAB08

Door stop – Cylinder without rose (70mm)

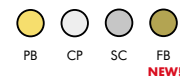
PRODUCT CODES

- ZAB08
- ZAB08CP
- ZAB08SC

KEY FEATURES

- BS EN 1634-1
- 70mm projection
- Concealed-fix

FINISHES AVAILABLE



STANDARDS



TECHNICAL





ZAB09CP

ZAB09

Door stop – Cylinder with rose (80mm)


PRODUCT CODES

- ZAB09
- ZAB09CP
- ZAB09SC

KEY FEATURES

- BS EN 1634-1
- 80mm projection
- Concealed-fix

FINISHES AVAILABLE

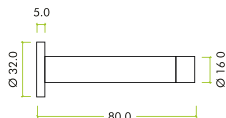


PB CP SC FB **NEW!**

STANDARDS



TECHNICAL



ZAB



ZAB09B

ZAB09B

Door stop – Cylinder with rose (90mm)

PRODUCT CODES

- ZAB09B
- ZAB09BCP
- ZAB09BSC

KEY FEATURES

- BS EN 1634-1
- 90mm projection
- Face-fix

FINISHES AVAILABLE



PB CP SC

STANDARDS



TECHNICAL



ZAB12FB

ZAB12

Door stop – Cylinder without rose (105mm)

PRODUCT CODES

- ZAB12
- ZAB12CP
- ZAB12SC

KEY FEATURES

- BS EN 1634-1
- 105mm projection
- Concealed-fix

FINISHES AVAILABLE



PB CP SC FB **NEW!**

STANDARDS



TECHNICAL





ZAB86CP

ZAB86

Door stop – Domed

PRODUCT CODES

- ZAB86
- ZAB86CP
- ZAB86SC
- ZAB86FB

KEY FEATURES

- 31mm cylinder
- 35mm projection
- Floor mounted
- Concealed-fix

FINISHES AVAILABLE



PB CP SC FB

ZAB



ZAB300

Portable door stop – 770g

PRODUCT CODES

- ZAB300SC

KEY FEATURES

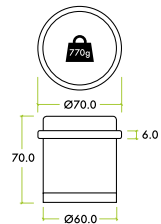
- Portable door stop
- Non-slip rubber base
- Weight 770g
- 70mm (h) x 70mm (dia.)

FINISHES AVAILABLE



SC
NEW!

TECHNICAL





ZAB301

Portable door stop – 1kg

PRODUCT CODES

- ZAB301SC

KEY FEATURES

- Portable door stop
- Non-slip rubber base
- Weight 1kg
- 45mm (h) x 110mm (dia.)

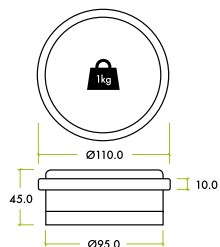
FINISHES AVAILABLE



SC

NEW!

TECHNICAL



ZAB302

Portable door stop – 750g

PRODUCT CODES

- ZAB302SC

KEY FEATURES

- Portable door stop
- Non-slip rubber base
- Weight 750g
- 40mm (h) x 95mm (dia.)

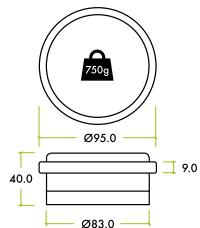
FINISHES AVAILABLE



SC

NEW!

TECHNICAL





ZAB60



ZAB61CP



ZAB62SC



ZAB63



ZAB64CP



ZAB65SC

ZAB CABIN HOOKS

PRODUCT CODES


- | | | |
|-------------|-------------|-------------|
| • ZAB60 | • ZAB62 | • ZAB64 |
| • ZAB60CP | • ZAB62CP | • ZAB64CP |
| • ZAB60SC | • ZAB62SC | • ZAB64SC |
| 75mm / 3" | 150mm / 6" | 250mm / 10" |
| Lightweight | Heavyweight | Heavyweight |
| • ZAB61 | • ZAB63 | • ZAB65 |
| • ZAB61CP | • ZAB63CP | • ZAB65CP |
| • ZAB61SC | • ZAB63SC | • ZAB65SC |
| 100mm / 4" | 200mm / 8" | 300mm / 12" |
| Lightweight | Heavyweight | Heavyweight |

KEY FEATURES

- Silent pattern design
- Face-fixing
- Fixings included

FINISHES AVAILABLE





ZAB SURFACE BOLTS

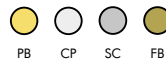
PRODUCT CODES

- ZAB100A
 - ZAB100ACP
 - ZAB100ASC
 - ZAB100AFB
 - ZAB100B
 - ZAB100BCP
 - ZAB100BSC
 - ZAB100BFB
 - ZAB100C
 - ZAB100CCP
 - ZAB100CSC
 - ZAB100CFB
- 102mm cylinder 202mm cylinder
- 150mm cylinder

KEY FEATURES

- Simple slide function
- Face-fixing
- Three keeps

FINISHES AVAILABLE



ZAB



ZAB15

ZAB15

Heavy duty door chain

PRODUCT CODES

- ZAB15
- ZAB15CP
- ZAB15SC

KEY FEATURES

- BS EN 1634-1
- 200mm chain length.

STANDARDS



FINISHES AVAILABLE



ZAB

ZAB30

Door viewer with glass lens



ZAB30SC

PRODUCT CODES

- ZAB30
- ZAB30CP
- ZAB30SC

KEY FEATURES

- BS EN 1634-1
- 19mm dia.
- 180 degree angle of vision
- Suitable for 35–55mm doors

FINISHES AVAILABLE



STANDARDS

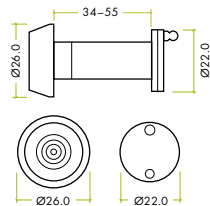


30 mins without graphite intumescent wrap



60 mins with graphite intumescent wrap

TECHNICAL



To maintain compliance with the fire standard for this door viewer, it is recommended that you fit these with the ZIDV60G intumescent pack which can be found on page 242.



ZAB83

ZAB83

Victorian bow handle

PRODUCT CODES

- ZAB83
- ZAB83CP
- ZAB83SC

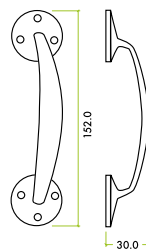
KEY FEATURES

- 152mm / 6"

FINISHES AVAILABLE



TECHNICAL



ZAB70SC

ZAB70

Handrail bracket (Heavyweight)

PRODUCT CODES

- ZAB70
- ZAB70CP
- ZAB70SC

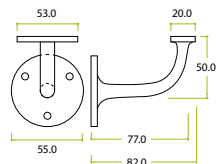
KEY FEATURES

- 55mm rose dia.
- 82mm projection

FINISHES AVAILABLE



TECHNICAL





ZAB80CP

ZAB80

Hat & coat hook

PRODUCT CODES

- ZAB80
- ZAB80CP
- ZAB80SC

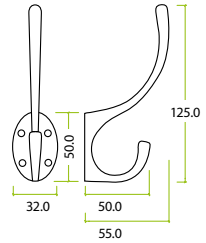
KEY FEATURES

- Double hook
- 125mm / 5"
- Face-fix

FINISHES AVAILABLE



TECHNICAL



ZAB

ZAB81

Single robe hook



ZAB81

PRODUCT CODES

- ZAB81
- ZAB81CP
- ZAB81SC

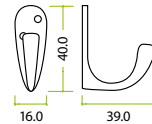
KEY FEATURES

- Single hook
- 40mm
- Face-fix

FINISHES AVAILABLE



TECHNICAL





ZAB82SC

ZAB82
Double robe hook

PRODUCT CODES

- ZAB82
- ZAB82CP
- ZAB82SC

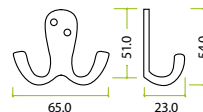
KEY FEATURES

- Double hook
- 51mm
- Face-fix

FINISHES AVAILABLE



TECHNICAL



ZAB87
Under counter hook

PRODUCT CODES

- ZAB87FB

KEY FEATURES

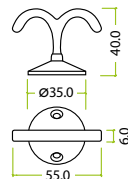
- Double hook
- 40 x 55mm
- Face-fix

FINISHES AVAILABLE



FB
NEW!

TECHNICAL



ZAA

Architectural aluminium

The ZAA range contains aluminium with a satin anodised finish. All levers are tested to BS EN 1906 Grade 3 & comply to the design requirement of BS8300.



REVERSIBLE

**FITTING
INSTRUCTIONS
INCLUDED**

**LIFT TO
LOCK
FUNCTION**

FEATURED PRODUCT
ZAA100



ZAA030

RTD lever – screw on rose



PRODUCT CODES

- ZAA030SA

KEY FEATURES

- BS EN 1906 : 2010 Grade 3
- BS EN 1670 : 2007 Grade 5 (Corrosion)
- Tested to 200,000 cycles
- Complies to design requirements of BS8300
- 50 x 8mm round sprung rose
- Heso spindle
- Suitable for 35-54mm doors

3 7 - B 1 5 0 B

FINISHES AVAILABLE

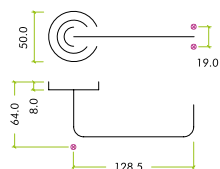


SA

STANDARDS



TECHNICAL



ZAA080

RTD lever – screw on rose



PRODUCT CODES

- ZAA080SA

KEY FEATURES

- BS EN 1906 : 2010 Grade 3
- BS EN 1670 : 2007 Grade 5 (Corrosion)
- Tested to 200,000 cycles
- Complies to design requirements of BS8300
- 50 x 8mm round sprung rose
- Heso spindle
- Suitable for 35-54mm doors

3 7 - B 1 5 0 B

FINISHES AVAILABLE

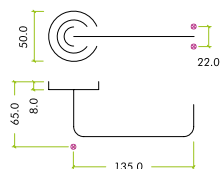


SA

STANDARDS



TECHNICAL





ZAA000SA



ZAA001SA



ZAA002SA



ZAA003SA

ZAA ESCUTCHEONS

PRODUCT CODES

- **ZAA000SA**
Blank profile
- **ZAA001SA**
Euro profile
- **ZAA002SA**
Standard profile
- **ZAA003SA**
Oval profile

KEY FEATURES

- BS EN 1634-1
- 50mm push on rose dia.

FINISHES AVAILABLE



SA

STANDARDS



TECHNICAL



ZAA004SA



ZAA004iSA



ZAA006iSA



ZAA TURN & RELEASE

PRODUCT CODES

- **ZAA004SA**
with 5mm spindle
- **ZAA004iSA**
with indicator & 5mm spindle
- **ZAA006iSA**
with disabled turn,
indicator & 5mm spindle

KEY FEATURES

- BS EN 1634-1
- 50mm push on rose dia.

FINISHES AVAILABLE



SA

STANDARDS



TECHNICAL





ZAA100

Facility indicator

PRODUCT CODES

- ZAA100SA

KEY FEATURES

- BS EN 1634-1
- Suitable for use with swing & sliding doors
- Reversible function
- 180 x 38mm cover plate

FINISHES AVAILABLE



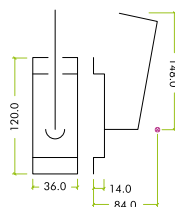
SA



STANDARDS



TECHNICAL



RTD LEVERS ON BACKPLATE

PRODUCT CODES

- ZAA011SA
Lock backplate
- ZAA011EPSA
Euro backplate
- ZAA011OPSA
Oval backplate
- ZAA012SA
Latch backplate
- ZAA013SA
Bathroom backplate

KEY FEATURES

- BS EN 1906 : 2010 Grade 3
- BS EN 1634-1
- 19mm lever dia.
- 47.5mm c/c (Euro)
- 48.5mm c/c (Oval)
- 57mm c/c (Lock & Bath')
- Complies with the design requirements of BS8300

FINISHES AVAILABLE

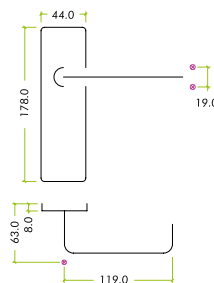


SA

STANDARDS



TECHNICAL





ZAAIP

RTD lever on ZAA inner plate

PRODUCT CODES

- ZAAIP

KEY FEATURES

- BS EN 1906 : Grade 3
- Complies with the design requirements of BS8300
- 42 x 176mm
- 44 x 178mm – inc. cover plate
- 19mm lever dia.

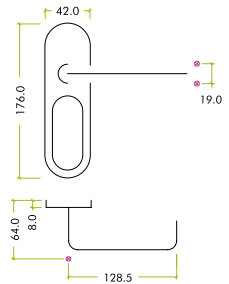
FINISHES AVAILABLE



STANDARDS



TECHNICAL



ZAA

ZAAIP COVER PLATES

Suitable for ZAAIP

PRODUCT CODES

- ZAA1SA
Lock cover plate
- ZAA1EPSA
Euro cover plate
- ZAA1OPSA
Oval cover plate
- ZAA2SA
Latch cover plate
- ZAA3SA
Bathroom cover plate
- ZAA1EPSA72
Euro lock cover plate (72mm c/c)
- ZAA3SA78
Bathroom cover plate (78mm c/c)

FINISHES AVAILABLE



KEY FEATURES

- For use with ZAAIP
- 44 x 178mm
- 57mm c/c (Standard)
- 47.5mm c/c (Euro)
- 48.5mm c/c (Oval)
- 72mm c/c (DIN Euro)
- 78mm c/c (DIN Bath)

STANDARDS



TECHNICAL



ZAA1SA



ZAAILP

RTD lever on ZAA long inner plate

PRODUCT CODES

- ZAAILP

KEY FEATURES

- BS EN 1906 : Grade 3
- Complies with the design requirements of BS8300
- 48 x 218mm
- 50 x 220mm – inc. cover plate
- 19mm lever dia.

FINISHES AVAILABLE

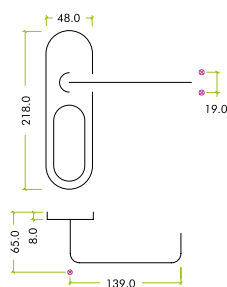


SA

STANDARDS



TECHNICAL



ZAAILP LONG COVER PLATES

Suitable for ZAAILP



ZAA3LPSA78

PRODUCT CODES

- ZAA1LP
Lock cover plate
- ZAA1EPLP
Euro cover plate
- ZAA1OPLP
Oval cover plate
- ZAA2LP
Latch cover plate
- ZAA3LP
Bathroom cover plate
- ZAA1EPLP72
Euro lock cover plate
(72mm c/c)
- ZAA3LP78
Bathroom cover plate
(78mm c/c)

FINISHES AVAILABLE



SA

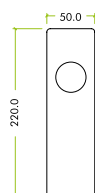
KEY FEATURES

- For use with ZAAILP
- 50 x 220mm
- 57mm c/c (Standard)
- 47.5mm c/c (Euro)
- 48.5mm c/c (Oval)
- 72mm c/c (DIN Euro)
- 78mm c/c (DIN Bath)

STANDARDS



TECHNICAL





ZAA60

Door stop – Oval

PRODUCT CODES

- ZAA60SA

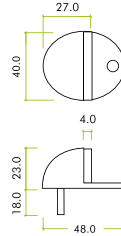
KEY FEATURES

- 40 x 48mm dia.
- 23mm projection
- Locating pin
- Floor mounted
- Face-fix

FINISHES AVAILABLE



TECHNICAL



ZAA61

Door stop – Cylinder without rose

PRODUCT CODES

- ZAA61SA


KEY FEATURES

- 19mm cylinder dia.
- 75mm cylinder projection
- Floor mounted

FINISHES AVAILABLE



TECHNICAL





ZAA03RSA

ZAA LEVER ACTION FLUSH BOLTS

PRODUCT CODES

- ZAA02SA
19 x 152mm
- ZAA03SA
- ZAA03RSA
19 x 203mm

KEY FEATURES

- ZAA03 available in both square & radius profiles
- 11mm dia. bolt
- 15mm throw

FINISHES AVAILABLE



SA



ZAA40CSA

ZAA FINGER PLATES

PRODUCT CODES

- ZAA40ASA
75 x 300mm
- ZAA40BSA
75 x 350mm
- ZAA40CSA
75 x 475mm
- ZAA40DSA
75 x 650mm

STANDARDS



FINISHES AVAILABLE



SA



ZAAD PULL HANDLES

'D' pull handle

PRODUCT CODES

- ZAAD150BSA
19 x 150mm
- ZAAD225BSA
19 x 225mm
- ZAAD300BSA
19 x 300mm
- ZAAD425BSA
19 x 425mm
- ZAAD600BSA
19 x 600mm
- ZAAD300CSA
22 x 300mm
- ZAAD425CSA
22 x 425mm

KEY FEATURES

- BS EN 1634-1
- 19mm dia. (B)
- 22mm dia. (C)

STANDARDS



FINISHES AVAILABLE



SA



ADDITIONAL ACCESSORIES

- M6X6ZP M6 x 6mm skt set (grub) screw ZAA
- SP23SA Spare ZAA outer screw on rose cover - pairs
- ZFP05 Spare fixing pack - suitable for ZAA levers on round rose
- ZFP08 Spare fixing pack - suitable for ZAA levers on backplate
- SP23 Spare spindle - 8mm x 8mm x 100mm long
- SP24 Spare spindle - 8mm x 8mm x 110mm long
- SP25 Spare spindle - 5mm x 5mm x 65mm long
- ZBBF22SA 22mm back to back fixing pack - suitable for aluminium pull handles
- ZFP06 Spare fixing pack - suitable for 19 and 22mm pull handles M8 x 65mm
- ZFP09 Spare fixing pack - suitable for 19 and 22mm pull handles M8 x 90mm
- ZRP05SA Rose pack - 2 x push on roses - suitable for architectural aluminium 19mm and 22mm pulls

ZAAD PULL HANDLES WITH BACK TO BACK FIXINGS

'D' pull handle

PRODUCT CODES

- ZAAD150BSABB
19 x 150mm
- ZAAD225BSABB
19 x 225mm
- ZAAD300BSABB
19 x 300mm
- ZAAD425BSABB
19 x 425mm
- ZAAD600BSABB
19 x 600mm
- ZAAD300CSABB
22 x 300mm
- ZAAD425CSABB
22 x 425mm

KEY FEATURES

- BS EN 1634-1
- 19mm dia. (B)
- 22mm dia. (C)

STANDARDS



FINISHES AVAILABLE




SA

FOR FULL DIMENSIONS TAKE A LOOK AT OUR PULL HANDLE GUIDE p038



BACK-TO-BACK FIXINGS



ZCA

Contract aluminium

The ZCA range is a collection of contract aluminium levers on both rose and face fixed backplates. A range of escutcheons and pull handles are also available.



FEATURED PRODUCT
ZCA21



ZCA030

RTD lever – Push on rose

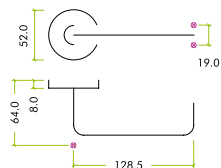
PRODUCT CODES

- ZCA030SA

KEY FEATURES

- BS EN 1634-1
- Complies to design requirements of BS8300
- 52 x 8mm round sprung rose
- Suitable for 35-54mm doors

TECHNICAL



FINISHES AVAILABLE



SA



ZCA000SA



ZCA001SA



ZCA002SA



ZCA003SA

ZCA ESCUTCHEONS

Push on rose

PRODUCT CODES

- ZCA000SA
Blank profile
- ZCA001SA
Euro profile
- ZCA002SA
Standard profile
- ZCA003SA
Oval profile

KEY FEATURES

- BS EN 1634-1
- 52mm push on rose dia.

TECHNICAL



FINISHES AVAILABLE



SA



ZCA004iSA



ZCA007iSA

ZCA TURN & RELEASES

Push on rose

PRODUCT CODES

- ZCA004iSA
with indicator & 5mm spindle
- ZCA007iSA
with disabled turn,
indicator & 5mm spindle

KEY FEATURES

- BS EN 1634-1
- 52mm push on rose dia.

TECHNICAL



FINISHES AVAILABLE



SA

ZCA



ZCA21SA

LEVERS ON BACKPLATE

PRODUCT CODES

- ZCA21SA
Lever on lock backplate
- ZCA21EPSA
Lever on euro backplate
- ZCA21OPSA
Lever on oval backplate
- ZCA22SA
Lever on latch backplate
- ZCA23SA
Lever on privacy backplate

KEY FEATURES

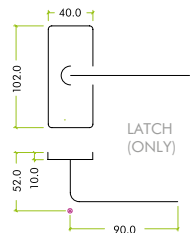
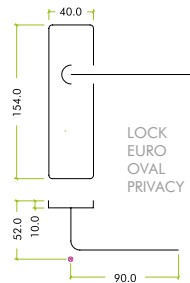
- BS EN 1634-1
- Lever circlip fixed to backplate
- 47.5mm c/c (Euro)
- 48.5mm c/c (Oval)
- 57mm c/c (Lock & Privacy)

FINISHES AVAILABLE



SA

TECHNICAL





ZCAD PULL HANDLES

'D' pull handle

PRODUCT CODES

- ZCAD225BSA
19 x 225mm
- ZCAD300BSA
19 x 300mm

FINISHES AVAILABLE



SA

KEY FEATURES

- BS EN 1634-1
- 19mm dia.

**FOR FULL
DIMENSIONS
TAKE A LOOK
AT OUR PULL
HANDLE GUIDE
p038**

ADDITIONAL ACCESSORIES

- ZRP04SA Rose pack - 2 x push on roses - suitable for contract aluminium 19mm and 22mm pull handles
- ZFP06 Spare fixing pack - suitable for 19 and 22mm pull handles M8 x 65mm
- ZFP09 Spare fixing pack - suitable for 19 and 22mm pull handles M8 x 90mm

ZSA

Aluminium signage

A range of door signage including Fire Exit signs for use with any of the ZOO aluminium ranges.

10
DESIGNS
AVAILABLE
INCLUDING FIRE
DOOR SIGNS



2
FIXING
POINTS



76MM
DIAMETER

FEATURE PRODUCT
ZSA03SA



ZSA SIGNAGE

PRODUCT CODES

- **ZSA01SA**
Male sex symbol
- **ZSA02SA**
Female sex symbol
- **ZSA03SA**
Unisex sex symbol
- **ZSA04SA**
Shower symbol
- **ZSA07SA**
Disabled facilities symbol
- **ZSA08SA**
Baby change symbol
- **ZSA09SA**
"Fire door keep shut"
- **ZSA10SA**
"Fire door keep locked"
- **ZSA11SA**
"Fire door keep clear"
- **ZSA12SA**
"Automatic fire door keep clear"

KEY FEATURES

- BS EN 1634-1
- 76mm dia.

STANDARDS



FINISHES AVAILABLE




SA

STANZA

ARCHITECTURAL HARDWARE

A range of designer zinc levers on screw on roses and backplates. All products are chrome plated to achieve long performance & good aesthetic appeal.



FEATURED PRODUCT
ZPZ030CPSS



ZPZ010FB

ZPZ010

Assisi lever – Screw on rose

PRODUCT CODES

- ZPZ010CP
- ZPZ010SC
- ZPZ010FB
- ZPZ010SN*
- ZPZ010PN*

KEY FEATURES

- BS EN 1634-1
- 50 x 8mm round sprung rose
- Bolt through fixings included
- Suitable for 35-54mm doors

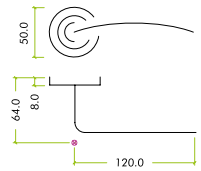
FINISHES AVAILABLE



STANDARDS



TECHNICAL



* **COMING LATE 2019** – Please contact one of our friendly sales team to find out when this new finish will be in stock.



ZPZ020PN

ZPZ020

Florence lever – Screw on rose

PRODUCT CODES

- ZPZ020CP
- ZPZ020SC
- ZPZ020SN*
- ZPZ020PN*

KEY FEATURES

- BS EN 1634-1
- 50 x 8mm round sprung rose
- Bolt through fixings included
- Suitable for 35-54mm doors

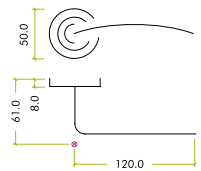
FINISHES AVAILABLE



STANDARDS



TECHNICAL



* **COMING LATE 2019** – Please contact one of our friendly sales team to find out when this new finish will be in stock.



ZPZ030CPSS

ZPZ030

Milan lever – Screw on rose

PRODUCT CODES

- ZPZ030CPSS
- ZPZ030CPMB
- ZPZ030PNSS*

KEY FEATURES

- BS EN 1634-1
- 50 x 8mm round sprung rose
- Bolt through fixings included
- Suitable for 35-54mm doors

FINISHES AVAILABLE

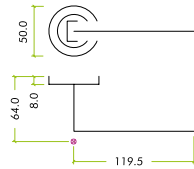


CPSS CPMB PNSS*
NEW!

STANDARDS



TECHNICAL



*** COMING LATE 2019** – Please contact one of our friendly sales team to find out when this new finish will be in stock.



ZPZ030CPMB



ZPZ050FB

ZPZ050

Siena lever – Screw on rose

PRODUCT CODES

- ZPZ050CP
- ZPZ050SC
- ZPZ050FB

KEY FEATURES

- BS EN 1634-1
- 50 x 8mm round sprung rose
- Bolt through fixings included
- Suitable for 35-54mm doors

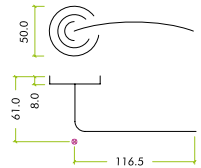
FINISHES AVAILABLE



STANDARDS



TECHNICAL



ZPZ



ZPZ060CP

ZPZ060

Verona lever – Screw on rose

PRODUCT CODES

- ZPZ060CP
- ZPZ060SC

KEY FEATURES

- BS EN 1634-1
- 50 x 8mm round sprung rose
- Bolt through fixings included
- Suitable for 35-54mm doors

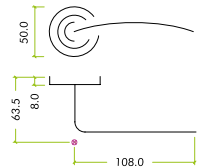
FINISHES AVAILABLE



STANDARDS



TECHNICAL





ZPZ070SCCP

ZPZ070

Venice lever – Screw on rose

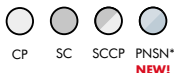
PRODUCT CODES

- ZPZ070CP
- ZPZ070SC
- ZPZ070SCCP
- ZPZ070PNSN*

KEY FEATURES

- BS EN 1634-1
- 50 x 8mm round sprung rose
- Bolt through fixings included
- Suitable for 35-54mm doors

FINISHES AVAILABLE

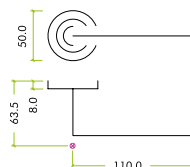


NEW!

STANDARDS



TECHNICAL



COMING LATE 2019 – Please contact one of our friendly sales team to find out when this new finish will be in stock.



ZPZ080PNSN*

ZPZ080

Amalfi lever – Screw on rose

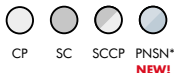
PRODUCT CODES

- ZPZ080CP
- ZPZ080SC
- ZPZ080SCCP
- ZPZ080PNSN*

KEY FEATURES

- BS EN 1634-1
- 50 x 8mm round sprung rose
- Bolt through fixings included
- Suitable for 35-54mm doors

FINISHES AVAILABLE

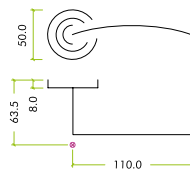


NEW!

STANDARDS



TECHNICAL



COMING LATE 2019 – Please contact one of our friendly sales team to find out when this new finish will be in stock.



ZPZ090SC

ZPZ090

Lucca lever – Screw on rose

PRODUCT CODES

- ZPZ090CP
- ZPZ090SC

KEY FEATURES

- BS EN 1634-1
- 50 x 8mm round sprung rose
- Bolt through fixings included
- Suitable for 35-54mm doors

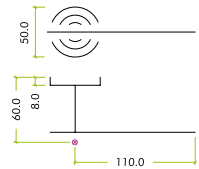
FINISHES AVAILABLE



STANDARDS



TECHNICAL



ZPZ100SCCP

ZPZ100

Adria lever – Screw on rose

PRODUCT CODES

- ZPZ100SCCP

KEY FEATURES

- BS EN 1634-1
- 50 x 8mm round sprung rose
- Bolt through fixings included
- Suitable for 35-54mm doors

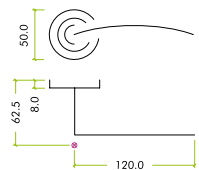
FINISHES AVAILABLE



STANDARDS



TECHNICAL



ZPZ



ZPZ110CPSN

ZPZ110

Atlanta lever – Screw on rose

PRODUCT CODES

- ZPZ110CPSN

KEY FEATURES

- BS EN 1634-1
- 50 x 8mm round sprung rose
- Bolt through fixings included
- Suitable for 35-54mm doors

FINISHES AVAILABLE

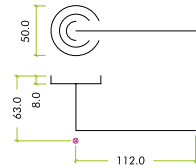


CPSN

STANDARDS



TECHNICAL



ZPZ



ZPZ120CPSS

ZPZ120

Venus lever – Screw on rose

PRODUCT CODES

- ZPZ120CPSS

KEY FEATURES

- BS EN 1634-1
- 50 x 8mm round sprung rose
- Bolt through fixings included
- Suitable for 35-54mm doors

FINISHES AVAILABLE

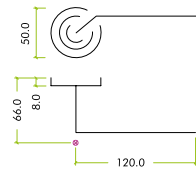


CPSS

STANDARDS



TECHNICAL





ZPZ130SCCP

ZPZ130

Saturn lever – Screw on rose

PRODUCT CODES

- ZPZ130SCCP

KEY FEATURES

- BS EN 1634-1
- 50 x 8mm round sprung rose
- Bolt through fixings included
- Suitable for 35-54mm doors

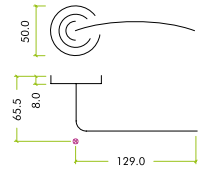
FINISHES AVAILABLE



STANDARDS



TECHNICAL



ZPZ140SCCP

ZPZ140

Olympus lever – Screw on rose

PRODUCT CODES

- ZPZ140SCCP

KEY FEATURES

- BS EN 1634-1
- 50 x 8mm round sprung rose
- Bolt through fixings included
- Suitable for 35-54mm doors

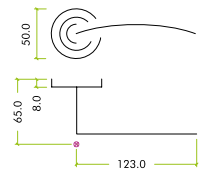
FINISHES AVAILABLE



STANDARDS



TECHNICAL



ZPZ



ZPZ170

Luna lever – Screw on rose

PRODUCT CODES

- ZPZ170CPSS

KEY FEATURES

- BS EN 1634-1
- 50 x 8mm round sprung rose
- Bolt through fixings included
- Suitable for 35-54mm doors

FINISHES AVAILABLE

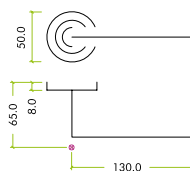


CPSS

STANDARDS



TECHNICAL



ZPZ210

Vesta lever – Screw on rose

PRODUCT CODES

- ZPZ210CP
- ZPZ210SC
- ZPZ210FB

KEY FEATURES

- BS EN 1634-1
- 50 x 8mm round sprung rose
- Bolt through fixings included
- Suitable for 35-54mm doors

FINISHES AVAILABLE

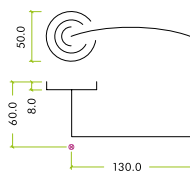


CP SC FB

STANDARDS



TECHNICAL



ZPZ210CP



ZPZ230

Asti lever – Screw on rose

PRODUCT CODES

- ZPZ230FB

KEY FEATURES

- BS EN 1634-1
- 50 x 8mm round sprung rose
- Bolt through fixings included
- Suitable for 35-54mm doors

FINISHES AVAILABLE

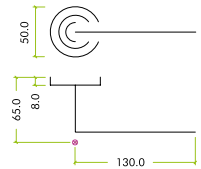


FB
NEW!

STANDARDS



TECHNICAL



ZPZ240FB

ZPZ240

Vesta lever – Screw on rose

PRODUCT CODES

- ZPZ240CP
- ZPZ240SC
- ZPZ240FB

KEY FEATURES

- BS EN 1634-1
- 50 x 8mm round sprung rose
- Bolt through fixings included
- Suitable for 35-54mm doors

FINISHES AVAILABLE

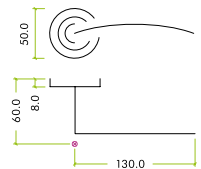


CP SC FB
NEW! NEW! NEW!

STANDARDS



TECHNICAL



ZPZ



ZPZSRCP



ZPZSRSC

ZPZ SPARE ROSE PACK

Screw on rose

PRODUCT CODES

- ZPZSRCP
- ZPZSRSC

KEY FEATURES

- 50 x 8mm square rose
- Supplied in pairs
- Suitable for replacing or customising ZPZ levers or turn and releases

TECHNICAL



FINISHES AVAILABLE



ZPZ001CP



ZPZ002SN*



ZPZ001SC



ZPZ002PN*



ZPZ001FB



ZPZ002FB

ZPZ ESCUTCHEONS

Screw on rose

PRODUCT CODES

- ZPZ001CP
- ZPZ001SC
- ZPZ001FB
- ZPZ001SN*
- ZPZ001PN*

Euro profile

- ZPZ002CP
- ZPZ002SC
- ZPZ002FB
- ZPZ002SN*
- ZPZ002PN*

Standard profile

KEY FEATURES

- BS EN 1634-1
- 50mm screw on rose dia.
- Fixing screws supplied

STANDARDS



TECHNICAL



FINISHES AVAILABLE



COMING LATE 2019 – Please contact one of our friendly sales team to find out when this new finish will be in stock.



ZPZ004CP



ZPZ004SC



ZPZ004FB



ZPZ004SN*

ZPZ TURN & RELEASE

Screw on rose

PRODUCT CODES

- ZPZ004CP
- ZPZ004SC
- ZPZ004FB
- ZPZ004SN*
- ZPZ004PN*

Turn & release
with 5mm spindle

KEY FEATURES

- BS EN 1634-1
- 50mm screw on rose dia.
- Fixing screws supplied

STANDARDS



TECHNICAL



FINISHES AVAILABLE



* **COMING LATE 2019** – Please contact one of our friendly sales team to find out when this new finish will be in stock.



ZPZ004PN*

ADDITIONAL ACCESSORIES

- ZFP02SC Spare fixing pack - suitable for ZPZ lever on rose and backplate
- ZFP02CP Spare fixing pack - suitable for ZPZ lever on rose and backplate
- SP23 Spare spindle - 8mm x 8mm x 100mm long
- SP24 Spare spindle - 8mm x 8mm x 110mm long
- SP25 Spare spindle - 5mm x 5mm x 65mm long
- M6X6ZP M6 x 6mm skt set (grub) screw ZPZ



ZPZ071EPCP



ZPZ072SC

VENICE LEVERS ON BACKPLATE

PRODUCT CODES

- ZPZ071CP
- ZPZ071SC
Lock backplate
- ZPZ071EPCP
- ZPZ071EPSC
Euro backplate
- ZPZ072CP
- ZPZ072SC
Latch backplate
- ZPZ073CP
- ZPZ073SC
Bathroom backplate

KEY FEATURES

- BS EN 1634-1
- Bolt-through fixings

FINISHES AVAILABLE



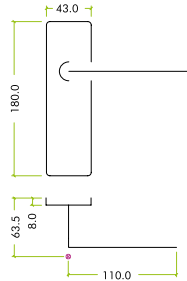
CP

SC

STANDARDS



TECHNICAL



AMALFI LEVERS ON BACKPLATE

PRODUCT CODES

- ZPZ081CP
- ZPZ081SC
- ZPZ081SCCP
 - Lock backplate
- ZPZ081EPCP
- ZPZ081EPSC
- ZPZ081EPSCCP
 - Euro backplate
- ZPZ082CP
- ZPZ082SC
- ZPZ082SCCP
 - Latch backplate
- ZPZ083CP
- ZPZ083SC
- ZPZ083SCCP
 - Bathroom backplate

KEY FEATURES

- BS EN 1634-1
- Bolt-through fixings

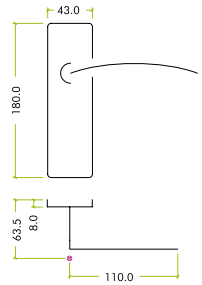
FINISHES AVAILABLE



STANDARDS



TECHNICAL



STANZA

ARCHITECTURAL HARDWARE

A range of designer zinc levers on push on roses and backplates. All products are chrome plated to achieve long performance & good aesthetic appeal.

CP / SC
Finishes Available

52x8mm
Sprung Rose

5
DESIGNER
STYLES

FEATURED PRODUCT
ZCZ050SC



ZCZ010SC

ZCZ010

Leon lever – Push on rose

PRODUCT CODES

- ZCZ010CP
- ZCZ010SC

KEY FEATURES

- BS EN 1634-1
- 52 x 8mm round sprung rose
- Bolt through fixings included
- Suitable for 35-54mm doors

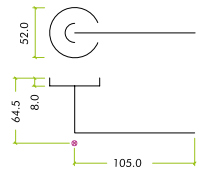
FINISHES AVAILABLE



STANDARDS



TECHNICAL



ZCZ



ZCZ020CP

ZCZ020

Santiago lever – Push on rose

PRODUCT CODES

- ZCZ020CP
- ZCZ020SC

KEY FEATURES

- BS EN 1634-1
- 52 x 8mm round sprung rose
- Bolt through fixings included
- Suitable for 35-54mm doors

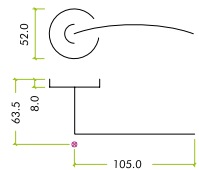
FINISHES AVAILABLE



STANDARDS



TECHNICAL





ZCZ030SC

ZCZ030

Toledo lever – Push on rose

PRODUCT CODES

- ZCZ030CP
- ZCZ030SC

KEY FEATURES

- BS EN 1634-1
- 52 x 8mm round sprung rose
- Bolt through fixings included
- Suitable for 35-54mm doors

FINISHES AVAILABLE

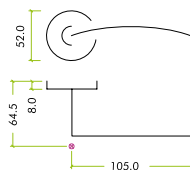


CP SC

STANDARDS



TECHNICAL



ZCZ050CP

ZCZ050

Seville lever – Push on rose

PRODUCT CODES

- ZCZ050CP
- ZCZ050SC

KEY FEATURES

- BS EN 1634-1
- 52 x 8mm round sprung rose
- Bolt through fixings included
- Suitable for 35-54mm doors

FINISHES AVAILABLE

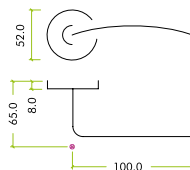


CP SC

STANDARDS



TECHNICAL





ZCZ060SCCP

ZCZ060

Girona lever – Push on rose

PRODUCT CODES

- ZCZ060SCCP

KEY FEATURES

- BS EN 1634-1
- 52 x 8mm round sprung rose
- Bolt through fixings included
- Suitable for 35-54mm doors

FINISHES AVAILABLE

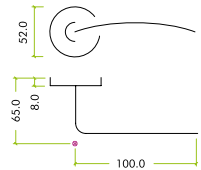


SCCP

STANDARDS



TECHNICAL



ZCZ



ZCZ000CP



ZCZ001CP



ZCZ002SC



ZCZ003CP

ZCZ ESCUTCHEONS

Push on rose

PRODUCT CODES

- ZCZ000CP
- ZCZ000SC
Blank profile
- ZCZ001CP
- ZCZ001SC
Euro profile
- ZCZ002CP
- ZCZ002SC
Standard profile
- ZCZ003CP
- ZCZ003SC
Oval profile

KEY FEATURES

- BS EN 1634-1
- 52mm rose dia.
- Usable with bolt through fixings

STANDARDS



TECHNICAL



FINISHES AVAILABLE



CP SC



ZCZ004CP

ZCZ TURN & RELEASE

Push on rose

PRODUCT CODES

- ZCZ004CP
 - ZCZ004SC
- Turn & release
with 5mm spindle

KEY FEATURES

- BS EN 1634-1
- 52mm rose dia.
- Usable with bolt through fixings

STANDARDS



TECHNICAL



FINISHES AVAILABLE



ZCZ012CP

LEON LEVERS ON BACKPLATE

PRODUCT CODES

- ZCZ011CP
 - ZCZ011SC
- Lever on lock backplate
- ZCZ011EPCP
 - ZCZ011EPSC
- Lever on euro backplate
- ZCZ012CP
 - ZCZ012SC
- Lever on latch backplate
- ZCZ013CP
 - ZCZ013SC
- Lever on bathroom backplate

KEY FEATURES

- BS EN 1634-1
- Face-fix backplate

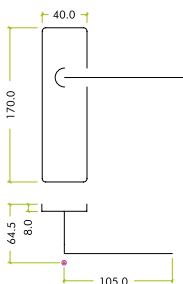
FINISHES AVAILABLE



STANDARDS



TECHNICAL





TOLEDO LEVERS ON BACKPLATE

PRODUCT CODES

- ZCZ031CP
- ZCZ031SC
Lever on lock backplate
- ZCZ031EPCP
- ZCZ031EPSC
Lever on euro backplate
- ZCZ032CP
- ZCZ032SC
Lever on latch backplate
- ZCZ033CP
- ZCZ033SC
Lever on bathroom backplate

KEY FEATURES

- BS EN 1634-1
- Face-fix backplate

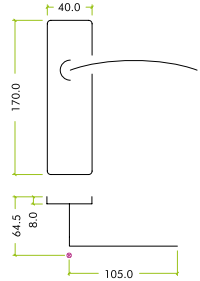
FINISHES AVAILABLE



STANDARDS



TECHNICAL



ADDITIONAL ACCESSORIES

- ZFP02SC Spare fixing pack - suitable for ZCZ lever on rose
- ZFP02CP Spare fixing pack - suitable for ZCZ lever on rose
- SP23 Spare spindle - 8mm x 8mm x 100mm long
- SP24 Spare spindle - 8mm x 8mm x 110mm long
- SP25 Spare spindle - 5mm x 5mm x 65mm long
- M6X6ZP M6 x 6mm skt set (grub) screw ZCZ
- SPS16SC Spare screw pack - to suit ZCZ lever on backplate (pack of 8)
- SPS16CP Spare screw pack - to suit ZCZ lever on backplate (pack of 8)

Rosso Maniglie is our exclusive range of Italian inspired designer levers. Produced using a zinc base material and manufactured to the highest standards, this range takes designer levers to the next level.

CUSTOMISABLE

Using Round or Square
Spare Rose Packs

50x8mm

Sprung Rose

14

DESIGNER
STYLES

FEATURED PRODUCT
RMSQ060SC

*Customisable using the spare rose packs
RMSR or RMSQSR (see pages 191 & 196)



RM010PCB

RM010

Hydra lever – Screw on rose

PRODUCT CODES

- RM010CP
- RM010SC
- RM010PCB
- RM010ECBZ

KEY FEATURES

- 50 x 8mm round sprung rose
- Suitable for 35-54mm doors
- Includes fixings

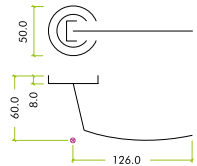
FINISHES AVAILABLE



STANDARDS



TECHNICAL



RM



RM020SC

RM020

Lupus lever – Screw on rose

PRODUCT CODES

- RM020CP
- RM020SC

KEY FEATURES

- 50 x 8mm round sprung rose
- Suitable for 35-54mm doors
- Includes fixings

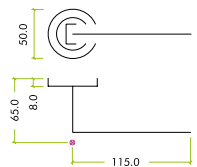
FINISHES AVAILABLE



STANDARDS



TECHNICAL





RM030CP

RM030

Pavo lever – Screw on rose

PRODUCT CODES

- RM030CP
- RM030SC

KEY FEATURES

- 50 x 8mm round sprung rose
- Suitable for 35-54mm doors
- Includes fixings

FINISHES AVAILABLE

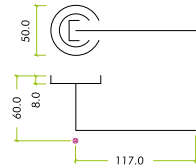


CP SC

STANDARDS



TECHNICAL



ACCESSORIES AVAILABLE

RMSQR

Spare square rose covers p196

RM



RM040CP

RM040

Cygnus lever – Screw on rose

PRODUCT CODES

- RM040CP
- RM040SC

KEY FEATURES

- 50 x 8mm round sprung rose
- Suitable for 35-54mm doors
- Includes fixings

FINISHES AVAILABLE

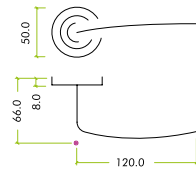


CP SC

STANDARDS



TECHNICAL





RM050C

RM050

Mensa lever – Screw on rose

PRODUCT CODES

- RM050CP
- RM050SC
- RM050CPSC*

KEY FEATURES

- 50 x 8mm round sprung rose
- Suitable for 35-54mm doors
- Includes fixings

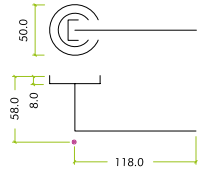
FINISHES AVAILABLE



STANDARDS



TECHNICAL



* **COMING LATE 2019** – Please contact one of our friendly sales team to find out when this new finish will be in stock.



RM060ECBZ

RM060

Aries lever – Screw on rose

PRODUCT CODES

- RM060CP
- RM060SC
- RM060PCB
- RM060ECBZ

KEY FEATURES

- 50 x 8mm round sprung rose
- Suitable for 35-54mm doors
- Includes fixings

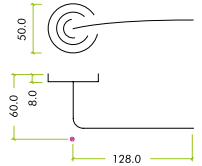
FINISHES AVAILABLE



STANDARDS



TECHNICAL





RM070SC

RM070

Corvus lever – Screw on rose

PRODUCT CODES

- RM070CP
- RM070SC

KEY FEATURES

- 50 x 8mm round sprung rose
- Suitable for 35-54mm doors
- Includes fixings

FINISHES AVAILABLE

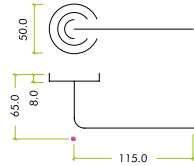


CP SC

STANDARDS



TECHNICAL



ACCESSORIES AVAILABLE

RMSQSR

Spare square rose covers p196

RM



RM090PCB

RM090

Lyra lever – Screw on rose

PRODUCT CODES

- RM090CP
- RM090SC
- RM090PCB
- RM090ECBZ

KEY FEATURES

- 50 x 8mm round sprung rose
- Suitable for 35-54mm doors
- Includes fixings

FINISHES AVAILABLE

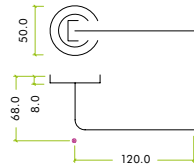


CP SC PCB ECBZ
NEW! NEW!

STANDARDS



TECHNICAL





RM110SC

RM110

Aquila lever – screw on rose

PRODUCT CODES

- RM110CP
- RM110SC

KEY FEATURES

- 50 x 8mm round sprung rose
- Suitable for 35-54mm doors
- Includes fixings

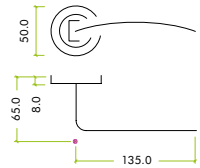
FINISHES AVAILABLE



STANDARDS



TECHNICAL



RM120CP

RM120

Vela lever – Screw on rose

PRODUCT CODES

- RM120CP
- RM120SC

KEY FEATURES

- 50 x 8mm round sprung rose
- Suitable for 35-54mm doors
- Includes fixings

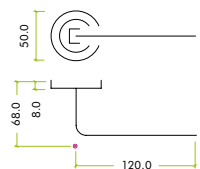
FINISHES AVAILABLE



STANDARDS



TECHNICAL





RM130SC

RM130

Draco lever – Screw on rose

PRODUCT CODES

- RM130CP
- RM130SC

KEY FEATURES

- 50 x 8mm round sprung rose
- Suitable for 35-54mm doors
- Includes fixings

FINISHES AVAILABLE

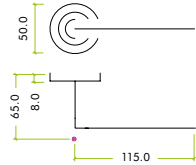


CP SC

STANDARDS



TECHNICAL



RM ESCUTCHEONS

Screw on rose

PRODUCT CODES

- RM001CP
- RM001SC
- RM001PCB
- RM001ECBZ
- Euro profile

- RM002CP
- RM002SC
- RM002PCB
- RM002ECBZ
- Standard profile

KEY FEATURES

- 50mm screw on rose dia.
- Fixing screws supplied

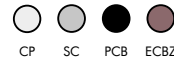
STANDARDS



TECHNICAL



FINISHES AVAILABLE



CP SC PCB ECBZ

NEW! NEW!



RM001CP



RM002CP



RM001SC



ZPZ002SC



RM001FB



RM002FB



RM001FB



RM002FB



RM004CP



RM004SC



RM004PCB



RM004ECBZ

RM TURN & RELEASE

Screw on rose

PRODUCT CODES

- RM004CP
- RM004SC
- RM004PCB
- RM004ECBZ

Turn & release
with 5mm spindle

KEY FEATURES

- 50mm screw on rose dia.
- Fixing screws supplied

STANDARDS



TECHNICAL



FINISHES AVAILABLE



RMSRCP

RMSRCP



RMSRPCB

RMSRECBZ

RM SPARE ROSE PACK

Screw on rose

PRODUCT CODES

- RMSRCP
- RMSRSC
- RMSRPCB
- RMSRECBZ

KEY FEATURES

- 50 x 8mm square rose
- Supplied in pairs
- Suitable for replacing or customising RM levers or turn and releases

TECHNICAL



FINISHES AVAILABLE





RMSQ010CP

RMSQ010

Hydra lever – Screw on rose

PRODUCT CODES

- RMSQ010CP
- RMSQ010SC

KEY FEATURES

- 50 x 8mm square sprung rose
- Suitable for 35-54mm doors
- Includes fixings

FINISHES AVAILABLE

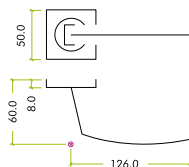


CP SC

STANDARDS



TECHNICAL



RM



RMSQ020SC

RMSQ020

Lupus lever – Screw on rose

PRODUCT CODES

- RMSQ020CP
- RMSQ020SC

KEY FEATURES

- 50 x 8mm square sprung rose
- Suitable for 35-54mm doors
- Includes fixings

FINISHES AVAILABLE

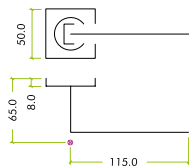


CP SC

STANDARDS



TECHNICAL





RMSQ050CP

RMSQ050

Mensa lever – Screw on rose

PRODUCT CODES

- RMSQ050CP
- RMSQ050SC

KEY FEATURES

- 50 x 8mm square sprung rose
- Suitable for 35-54mm doors
- Includes fixings


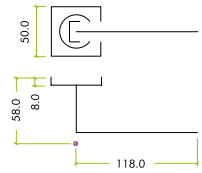
FINISHES AVAILABLE



STANDARDS



TECHNICAL



RMSQ080SC

RMSQ080

Maia lever – Screw on rose

PRODUCT CODES

- RMSQ080CP
- RMSQ080SC

KEY FEATURES

- 50 x 8mm square sprung rose
- Suitable for 35-54mm doors
- Includes fixings

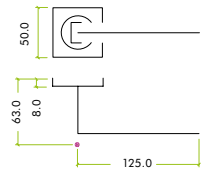
FINISHES AVAILABLE



STANDARDS



TECHNICAL





RMSQ090SC

RMSQ090

Lyra lever – Screw on rose

PRODUCT CODES

- RMSQ090CP
- RMSQ090SC

KEY FEATURES

- 50 x 8mm square sprung rose
- Suitable for 35-54mm doors
- Includes fixings

FINISHES AVAILABLE

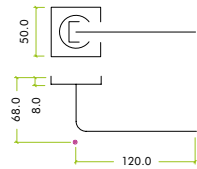


CP SC

STANDARDS



TECHNICAL



RMSQ100CP

RMSQ100

Dorado lever – Screw on rose

PRODUCT CODES

- RMSQ100CP
- RMSQ100SC

KEY FEATURES

- 50 x 8mm square sprung rose
- Suitable for 35-54mm doors
- Includes fixings

FINISHES AVAILABLE

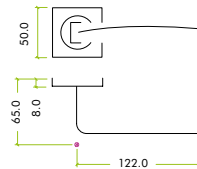


CP SC

STANDARDS



TECHNICAL





RMSQ140CP

RMSQ140

Auriga lever – Screw on rose

PRODUCT CODES

- RMSQ140CP
- RMSQ140SC

KEY FEATURES

- 50 x 8mm square sprung rose
- Suitable for 35-54mm doors
- Includes fixings

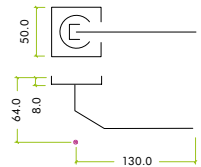
FINISHES AVAILABLE



STANDARDS



TECHNICAL



RMSQ001CP



RMSQ002CP



RMSQ002SC



RMSQ001SC

RMSQ ESCUTCHEONS

Screw on rose

PRODUCT CODES

- RMSQ001CP
 - RMSQ001SC
 - RMSQ002CP
 - RMSQ002SC
- Euro profile
Standard profile

KEY FEATURES

- 50mm square rose
- Includes fixings

STANDARDS



TECHNICAL




FINISHES AVAILABLE





RMSQ004CP



RMSQ004SC

RMSQ TURN & RELEASE

Screw on rose

PRODUCT CODES

- RMSQ004CP
 - RMSQ004SC
- Turn & release with
5mm spindle

KEY FEATURES

- 50mm square rose
- Includes fixings

STANDARDS



TECHNICAL



FINISHES AVAILABLE



RMSQSRCP



RMSQSRTC



RMSQSRSC



RMSQSRCP

RMSQ SPARE ROSE PACK

Screw on rose

PRODUCT CODES

- RMSQSRCP
 - RMSQSRSC
- For lever on rose

- RMSQSRTC
 - RMSQSRCP
- For turn and release

KEY FEATURES

- 50 x 8mm square rose
- Suitable for replacing or customising levers or turn and releases

TECHNICAL




FINISHES AVAILABLE



CUSTOMISATION OPTIONS


ROUND TO SQUARE

Change the look of a lever on round rose to a lever on square rose.



DUAL FINISH

Change the look of a lever by swapping the rose to a different finish.





ARIES LEVER ON BACKPLATE

PRODUCT CODES

- RM061CP
Lock backplate
- RM061SC
Lock backplate
- RM061EPCP
Euro backplate
- RM061EPSC
Euro backplate
- RM062CP
Latch backplate
- RM062SC
Latch backplate
- RM063CP
Bathroom backplate
- RM063SC
Bathroom backplate

KEY FEATURES

- 42 x 190mm backplate
- 47.5mm c/c (Euro)
- 57mm c/c (Lock & bath')
- Suitable for 35-54mm doors
- Includes fixings

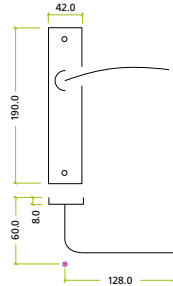
FINISHES AVAILABLE



STANDARDS



TECHNICAL



LYRA LEVER ON BACKPLATE

PRODUCT CODES

- RM091CP
Lock backplate
- RM091SC
Lock backplate
- RM091EPCP
Euro backplate
- RM091EPSC
Euro backplate
- RM092CP
Latch backplate
- RM092SC
Latch backplate
- RM093CP
Bathroom backplate
- RM093SC
Bathroom backplate

KEY FEATURES

- 42 x 190mm backplate
- 47.5mm c/c (Euro)
- 57mm c/c (Lock & bath')
- Suitable for 35-54mm doors
- Includes fixings

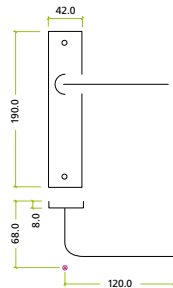
FINISHES AVAILABLE



STANDARDS



TECHNICAL





DRACO LEVER ON BACKPLATE

PRODUCT CODES

- RM131CP
Lock backplate
- RM131EPCP
Euro backplate
- RM131EPSC
Euro backplate
- RM132CP
Latch backplate
- RM132SC
Latch backplate
- RM133CP
Bathroom backplate
- RM133SC
Bathroom backplate

KEY FEATURES

- 42 x 190mm backplate
- 47,5mm c/c (Euro)
- 57mm c/c (Lock & bath')
- Suitable for 35-54mm doors
- Includes fixings

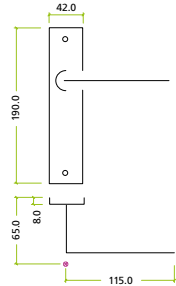
FINISHES AVAILABLE



STANDARDS

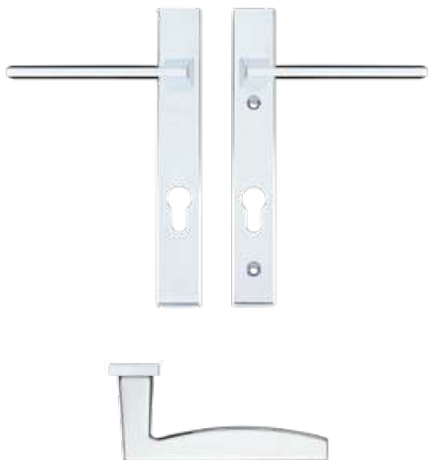


TECHNICAL



ADDITIONAL ACCESSORIES

- ZFP02SC Spare fixing pack - suitable for RM lever on rose and backplate
- ZFP02CP Spare fixing pack - suitable for RM lever on rose and backplate
- SP23 Spare spindle - 8mm x 8mm x 100mm long
- SP24 Spare spindle - 8mm x 8mm x 110mm long
- SP25 Spare spindle - 5mm x 5mm x 65mm long



RM03NP92CP

PAVO LEVER ON NARROW BACKPLATE

PRODUCT CODES

- RM03NP92CP
- RM03NP92SC

KEY FEATURES

- 32 x 220mm backplate
- 92mm c/c (Euro)
- Unsprung non-handed lever
- Suitable for multi-point lock
- Includes fixings

FINISHES AVAILABLE

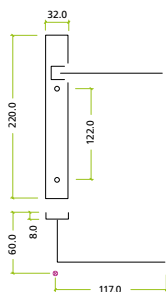


CP SC

STANDARDS



TECHNICAL



VELA LEVER ON NARROW BACKPLATE

PRODUCT CODES

- RM12NP92CP
- RM12NP92SC

KEY FEATURES

- 32 x 220mm backplate
- 92mm c/c (Euro)
- Unsprung non-handed lever
- Suitable for multi-point lock
- Includes fixings

FINISHES AVAILABLE

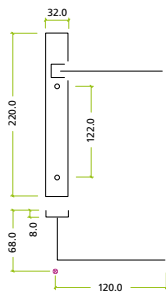


CP SC

STANDARDS



TECHNICAL



RM12NP92CP



RM13NP92CP

DRACO LEVER ON NARROW BACKPLATE

PRODUCT CODES

- RM13NP92CP
- RM13NP92SC

KEY FEATURES

- 32 x 220mm backplate
- 92mm c/c (Euro)
- Unsprung non-handed lever
- Suitable for multi-point lock
- Includes fixings

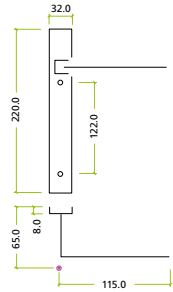
FINISHES AVAILABLE



STANDARDS



TECHNICAL



PRO
PROJECT RANGE

The Project range is made from a zinc base material with polished, satin chrome and electro brass finishes throughout. The collection features four classic designs.



**CLASSIC
STYLING**

**4
FIXING
POINTS**

**DUAL
FINISH
SCCP**

FEATURED PRODUCT
PR61EPSCCP

PROJECT OXFORD LEVER ON BACKPLATE



PR011SC

PRODUCT CODES

- PR011CP
- PR011SC
- PR011EB
- Lock backplate
- PR011EPCP
- PR011EPSC
- PR011EPEB
- Euro backplate
- PR012CP
- PR012SC
- PR012EB
- Latch backplate
- PR013CP
- PR013SC
- PR013EB
- Bathroom backplate

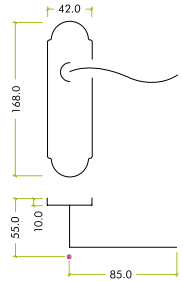
KEY FEATURES

- 168 x 42mm
- Face-fix backplate

STANDARDS



TECHNICAL



FINISHES AVAILABLE



PROJECT ARUNDEL LEVER ON BACKPLATE



PR031EPEB

PRODUCT CODES

- PR031CP
- PR031SC
- PR031EB
- Lock backplate
- PR031EPCP
- PR031EPSC
- PR031EPEB
- Euro backplate
- PR032CP
- PR032SC
- PR032EB
- Latch backplate
- PR033CP
- PR033SC
- PR033EB
- Bathroom backplate

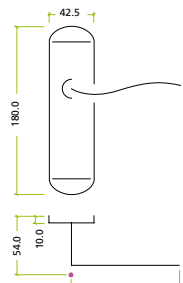
KEY FEATURES

- 180 x 40mm
- Face-fix backplate

STANDARDS



TECHNICAL



FINISHES AVAILABLE



PROJECT VICTORIAN SCROLL LEVER ON BACKPLATE



PRO21SC



PRO22CP

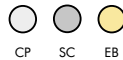
PRODUCT CODES

- PRO21CP
- PRO21SC
- PRO21EB
- Lock backplate
- PRO21EPCP
- PRO21EPSC
- PRO21EPEB
- Euro backplate
- PRO21OPCP
- PRO21OPSC
- Oval backplate
- PRO22CP
- PRO22SC
- PRO22EB
- Latch backplate
- PRO23CP
- PRO23SC
- PRO23EB
- Bathroom backplate
- PRO24CP
- PRO24SC
- PRO24EB
- Privacy backplate

KEY FEATURES

- 150 x 40mm
- 114 x 40mm (latch & privacy only)
- Face-fix backplate

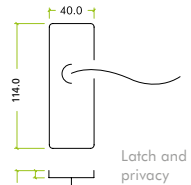
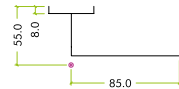
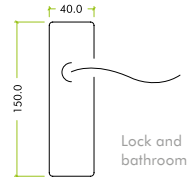
FINISHES AVAILABLE



STANDARDS



TECHNICAL



PROJECT VICTORIAN FLAT LEVER ON BACKPLATE



PRO41EB



PRO44SC

PRODUCT CODES

- PRO41CP
- PRO41SC
- PRO41EB
- Lock backplate
- PRO41EPCP
- PRO41EPSC
- PRO41EPEB
- Euro backplate
- PRO42CP
- PRO42SC
- PRO42EB
- Latch backplate
- PRO43CP
- PRO43SC
- PRO43EB
- Bathroom backplate
- PRO44CP
- PRO44SC
- PRO44EB
- Privacy backplate

KEY FEATURES

- 150 x 40mm
- 114 x 40mm (latch & privacy only)
- Face-fix backplate

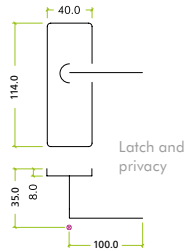
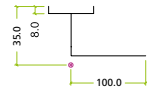
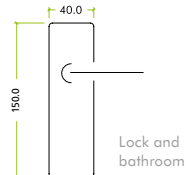
FINISHES AVAILABLE



STANDARDS



TECHNICAL





PRO61EPSCCP

PROJECT ASTI LEVER ON BACKPLATE

PRODUCT CODES

- PRO61SCCP
Lock backplate
- PRO61FB
Lock backplate
- PRO61EPSCCP
Euro backplate
- PRO61EPFB
Euro backplate
- PRO62SCCP
Latch backplate
- PRO62FB
Latch backplate
- PRO63SCCP
Bathroom backplate
- PRO63FB
Bathroom backplate

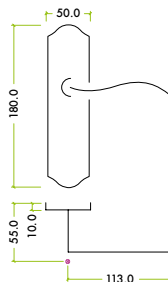
KEY FEATURES

- 180 x 50mm
- Face-fix backplate

STANDARDS



TECHNICAL



FINISHES AVAILABLE



SCCP FB
NEW! NEW!



PRO63FB

PROJECT LINCOLN LEVER ON BACKPLATE



PRO71EPFB

PRODUCT CODES

- **PRO71FB**
Lock backplate
- **PRO71EPFB**
Euro backplate
- **PRO72FB**
Latch backplate
- **PRO73FB**
Bathroom backplate

KEY FEATURES

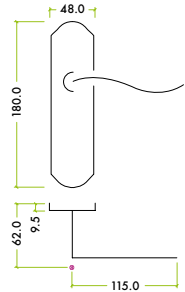
- 180 x 48mm
- Face-fix backplate



STANDARDS



TECHNICAL



FINISHES AVAILABLE



FB
NEW!

ADDITIONAL ACCESSORIES

- SP23 Spare spindle - 8mm x 8mm x 100mm long
- SP24 Spare spindle - 8mm x 8mm x 110mm long
- SP25 Spare spindle - 5mm x 5mm x 65mm long
- SPS16SC Spare screw pack - suitable for PRO lever on backplate (pack of 8)
- SPS16CP Spare screw pack - suitable for PRO lever on backplate (pack of 8)
- SPS16 Spare screw pack - suitable for PRO lever on backplate (pack of 8)
- ZFP10SC Spare fixing pack - suitable for PRO levers
- ZFP10CP Spare fixing pack - suitable for PRO levers
- ZFP10 Spare fixing pack - suitable for PRO levers



Foxcote Foundries
Decorative Castings

The Foxcote Foundries black antique range covers a wide range of door furniture and window fittings all available in a traditional black finish.



FEATURED PRODUCT
FF311



FF415M / FF415R (Rim)

Ball mortice knob / Ball rim mortice knob

PRODUCT CODES

- FF415M
- FF415R

KEY FEATURES

- 42.5mm knob dia.
- 55mm rose dia.
- 74mm projection
- Unsprung rose
- Rim lock version available
- Face-fix

FINISHES AVAILABLE



BK



FF416M / FF416R (Rim)

Oval mortice knob / Oval rim mortice knob

PRODUCT CODES

- FF416M
- FF416R

KEY FEATURES

- 65.5 x 32.5mm knob
- 55mm rose dia.
- 64mm projection
- Unsprung rose
- Rim lock version available
- Face-fix

FINISHES AVAILABLE



BK



TRADITIONAL LEVERS ON BACKPLATE

PRODUCT CODES

- FF111
Lock backplate
- FF111EP
Euro backplate
- FF112
Latch backplate
- FF113
Bathroom backplate

KEY FEATURES

- 50 x 150mm backplate
- Face-fix backplate

FINISHES AVAILABLE



BK

ALL ANTIQUE BLACK EURO PROFILE LEVERS ON BACKPLATE CAN USE:

VIER V5 BLACK FINISH SINGLE, DOUBLE OR TURN CYLINDERS

p311-313



TRADITIONAL SLIMLINE THUMB LEVERS ON BACKPLATE

PRODUCT CODES

- FF211
Lock backplate
- FF211EP
Euro backplate
- FF212
Latch backplate
- FF213
Bathroom backplate

KEY FEATURES

- 40 x 142mm backplate
- Face-fix backplate

FINISHES AVAILABLE



BK



**SCROLL LEVERS ON
FLEUR DE LYS BACKPLATE**

PRODUCT CODES

- FF311
Lock backplate
- FF311EP
Euro backplate
- FF312
Latch backplate
- FF313
Bathroom backplate

FINISHES AVAILABLE



BK

KEY FEATURES

- 48 x 168mm backplate
- Face-fix backplate



**TRADITIONAL LEVERS
ON LONG BACKPLATE**

PRODUCT CODES

- FF511
Lock backplate
- FF512
Latch backplate
- FF513
Bathroom backplate

FINISHES AVAILABLE



BK

KEY FEATURES

- 48 x 265mm backplate
- Face-fix backplate



LEVERS ON FLEUR DE LYS BACKPLATE

PRODUCT CODES

- FF611
Lock backplate
- FF611EP
Euro backplate
- FF612
Latch backplate
- FF613
Bathroom backplate

FINISHES AVAILABLE



BK

KEY FEATURES

- 50 x 200mm backplate
- 52mm projection
- Face-fix backplate



FF400

Curly tail lever on square rose

PRODUCT CODES

- FF400

KEY FEATURES

- 74mm rose dia.
- Face-fix rose

FINISHES AVAILABLE



BK



FF45

Narrow plate multi-point handle

PRODUCT CODES

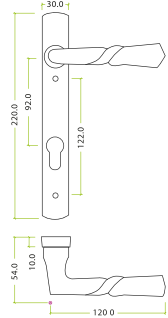
- FF45

KEY FEATURES

- 30 x 220mm backplate
- Euro lock (92mm c/c)
- Unsprung non-handed lever
- Suitable for multi-point lock
- Includes fixings



TECHNICAL



FINISHES AVAILABLE



BK



FF54

Turn & release

PRODUCT CODES

- FF54

KEY FEATURES

- 39mm escutcheon dia.
- 38 x 25mm knob
- 5mm spindle
- Face-fix

FINISHES AVAILABLE



BK

ADDITIONAL ACCESSORIES

- ZD23BLK M6 x 6mm socket set grub screw cone point - black



FF26

Thumb latch

PRODUCT CODES

- FF26

KEY FEATURES

- 127mm catch
- Face-fix

FINISHES AVAILABLE



BK

FF



FF55

Latch

PRODUCT CODES

- FF55

KEY FEATURES

- 64 x 190mm
- Face-fix

FINISHES AVAILABLE



BK

FOR USE WITH:
FF600 – RING HANDLE
p228





FF01

Escutcheon

PRODUCT CODES

- FF01

KEY FEATURES

- Standard profile
- 30 x 45mm
- Face-fix

FINISHES AVAILABLE



BK



FF02

Floral escutcheon

PRODUCT CODES

- FF02

KEY FEATURES

- Standard profile
- 26 x 40mm
- Face-fix

FINISHES AVAILABLE



BK



FF03

Fleur De Lys escutcheon

PRODUCT CODES

- FF03

KEY FEATURES

- Standard profile
- 26 x 78mm
- Face-fix

FINISHES AVAILABLE



BK



FF04

Shield escutcheon with cover

PRODUCT CODES

- FF04

KEY FEATURES

- Standard profile
- 30 x 64mm
- Face-fix

FINISHES AVAILABLE



BK



FF05

Round escutcheon

PRODUCT CODES

- FF05

KEY FEATURES

- Standard profile
- 36mm dia.
- Face-fix

FINISHES AVAILABLE



BK



FF06

Round escutcheon with cover

PRODUCT CODES

- FF06

KEY FEATURES

- Standard profile
- 36mm dia.
- Face-fix

FINISHES AVAILABLE



BK



FF07

Oval escutcheon

PRODUCT CODES

- FF07

KEY FEATURES

- Standard profile
- 30 x 50mm
- Face-fix

FINISHES AVAILABLE



BK



FF08

Round escutcheon

PRODUCT CODES

- FF08

KEY FEATURES

- Euro profile
- 50mm dia.
- Face-fix

FINISHES AVAILABLE



BK



FF09

Rim cylinder cover

PRODUCT CODES

- FF09

KEY FEATURES

- 55 x 64mm
- Face-fix

FINISHES AVAILABLE



BK



FF10

Fleur De Lys cylinder cover

PRODUCT CODES

- FF10

KEY FEATURES

- 55 x 120mm
- Face-fix

FINISHES AVAILABLE



BK



FF11 / FF12

Door studs

PRODUCT CODES

- FF11
15mm - standard
- FF12
23mm - large

KEY FEATURES

- Concealed fix
- Screw in

FINISHES AVAILABLE



BK



FF13

Oval rack bolt thumb turn

PRODUCT CODES

- FF13

KEY FEATURES

- 38 x 25mm knob
- 42mm escutcheon dia.
- 37mm projection
- Face-fix

FINISHES AVAILABLE



BK



FF35

Fleur De Lys letter plate

PRODUCT CODES

- FF35

KEY FEATURES

- Overall width - 366mm
- Outer frame - 247 x 80mm
- Aperture - 202 x 43mm
- Fixing centres - 226mm

FINISHES AVAILABLE



BK



FF36

Postal letter plate

PRODUCT CODES

- FF36

KEY FEATURES

- Outer frame - 305 x 107mm
- Aperture - 197 x 44mm
- Fixing centres - 253mm

FINISHES AVAILABLE



BK



FF37

Ledbury letter plate

PRODUCT CODES

- FF37

KEY FEATURES

- Outer frame - 304 x 102mm
- Aperture - 200 x 40mm
- Fixing centres - 235mm

FINISHES AVAILABLE



BK



FF38

Traditional plain letter plate

PRODUCT CODES

- FF38

KEY FEATURES

- Outer frame - 274 x 107mm
- Aperture - 197 x 45mm
- Fixing centres - 240mm

FINISHES AVAILABLE



BK



FF39 / FF40

Letter tidy

PRODUCT CODES

- FF39
305 x 76mm
- FF40
355 x 102mm

FINISHES AVAILABLE



BK

FF



FF85 / FF86 / FF87

Hinge front

PRODUCT CODES

- FF85
12" / 305mm
- FF86
15" / 381mm
- FF87
18" / 457mm

FINISHES AVAILABLE



BK

KEY FEATURES

- To be used in conjunction with ordinary hinge



FF18

Butterfly hinge

PRODUCT CODES

- FF18

KEY FEATURES

- 85 x 35mm
- Face-fix

FINISHES AVAILABLE



BK



FF15 / FF16 / FF17

T door hinge

PRODUCT CODES

- FF15
12" / 305mm
- FF16
15" / 381mm
- FF17
18" / 457mm

KEY FEATURES

- Recommended use:
2 hinges per door

FINISHES AVAILABLE



BK



FF88

H cabinet door hinge

PRODUCT CODES

- FF88

KEY FEATURES

- Hinge leaf - 83 x 18mm
- Overall size - 83 x 47mm

FINISHES AVAILABLE



BK



FF51

Curly tail door bolt

PRODUCT CODES

- FF51

KEY FEATURES

- 4" / 102mm
- Face-fix

FINISHES AVAILABLE



BK



FF52 / FF53

Plain door bolt

PRODUCT CODES

- FF52
6" / 152mm
- FF53
8" / 203mm

KEY FEATURES

- Face-fix

FINISHES AVAILABLE



BK



FF56

Cranked plain door bolt

PRODUCT CODES

- FF56

KEY FEATURES

- 200 x 48mm
- Face-fix

FINISHES AVAILABLE



BK



FF57

Cranked curly tail door bolt

PRODUCT CODES

- FF57

KEY FEATURES

- 150 x 42mm

FINISHES AVAILABLE



BK



FF58

Door chain

PRODUCT CODES

- FF58

KEY FEATURES

- 155 x 40mm

FINISHES AVAILABLE



BK

FF60 / FF61 / FF62

Cabin hooks

PRODUCT CODES

- FF60
4" / 102mm
- FF61
6" / 152mm
- FF62
8" / 203mm

KEY FEATURES

- Face-fix

FINISHES AVAILABLE



BK





FF33

Bell push with rectangular plate

PRODUCT CODES

- FF33

KEY FEATURES

- 45 x 77mm
- Face-fix

FINISHES AVAILABLE



BK



FF34

Bell push with Fleur De Lys plate

PRODUCT CODES

- FF34

KEY FEATURES

- 30 x 127mm
- Face-fix

FINISHES AVAILABLE



BK



FF23

Door stop – cylinder with rose

PRODUCT CODES

- FF23

KEY FEATURES

- 90mm projection
- 40mm rose dia.
- 18mm cylinder dia.
- Face-fix

FINISHES AVAILABLE



BK



FFN08

FF NUMERALS

PRODUCT CODES

- FFN00
- FFN01
- FFN02
- FFN03
- FFN04
- FFN05
- FFN06
- FFN07
- FFN08

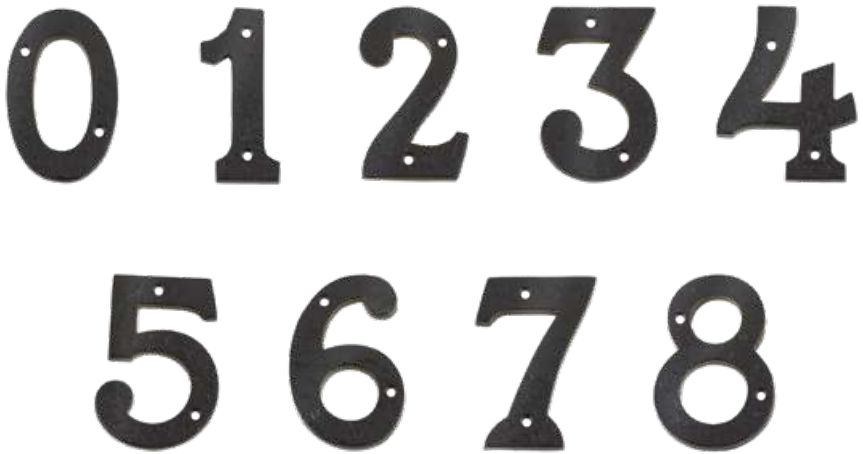
FINISHES AVAILABLE



BK

KEY FEATURES

- 102mm high
- Face-fix



FF



FF75

Finger plate

PRODUCT CODES

- FF75

KEY FEATURES

- 76 x 292mm
- Face-fix

FINISHES AVAILABLE



BK



FF19

Round pull handle on backplate

PRODUCT CODES

- FF19

KEY FEATURES

- 64 x 305mm
- Face-fix

FINISHES AVAILABLE



BK



FF74

Pull handle on Fleur De Lys backplate

PRODUCT CODES

- FF74

KEY FEATURES

- 45 x 254mm
- Face-fix

FINISHES AVAILABLE



BK



FF80L / FF80R

Off-centre pull handle

PRODUCT CODES

- FF80L
Left hand
- FF80R
Right hand

KEY FEATURES

- 241mm
- Face-fix

FINISHES AVAILABLE



BK



FF600

Ring handle

PRODUCT CODES

- FF600

KEY FEATURES


- 127 x 76mm
- Complete with 8mm spindle
- Face-fix

FINISHES AVAILABLE



BK

FOR USE WITH:
FF55 – LATCH
p214



FF71

Ring knocker

PRODUCT CODES

- FF71

KEY FEATURES

- Concealed fix
- 120mm dia. ring knocker

FINISHES AVAILABLE



BK



FF42 / FF43

Fleur De Lys pull handle

PRODUCT CODES

- **FF42**
127mm
- **FF43**
152mm

KEY FEATURES

- Face-fix

FINISHES AVAILABLE



BK



FF21

Coat hook

PRODUCT CODES

- **FF21**

KEY FEATURES

- Single hook
- Face-fix

FINISHES AVAILABLE



BK



FF22

Hat & coat hook

PRODUCT CODES

- FF22

KEY FEATURES

- Double hook
- Face-fix

FINISHES AVAILABLE



BK

FF



FF71PCB

Double robe hook

PRODUCT CODES

- FF71PCB

KEY FEATURES

- Double hook
- Face-fix

FINISHES AVAILABLE



PCB



FF72PCB

Hat & coat hook

PRODUCT CODES

- FF72PCB

KEY FEATURES

- Double hook
- Face-fix

FINISHES AVAILABLE



PCB



FF73PCB

Double hat & coat hook

PRODUCT CODES

- FF73PCB

KEY FEATURES

- Treble hook
- Face-fix

FINISHES AVAILABLE



PCB



FF31

Oval cupboard knob

PRODUCT CODES

- FF31

KEY FEATURES

- 35 x 25mm knob
- 35mm projection
- 38mm rose dia.

FINISHES AVAILABLE



BK



FF32

Round cupboard knob

PRODUCT CODES

- FF32

KEY FEATURES

- 36.5mm knob dia.
- 40mm projection
- 38mm rose dia.

FINISHES AVAILABLE



BK



FF44

Drawer pull

PRODUCT CODES

- FF44

KEY FEATURES

- 118 x 46mm
- 100mm c/c
- Face-fix

FINISHES AVAILABLE



BK



FF83L

Monkey tail fastener – lockable

PRODUCT CODES

- FF83L

KEY FEATURES

- Curly tail design
- Supplied with key
- Left handed
- Face-fix

FINISHES AVAILABLE



BK



FF83R

Monkey tail casement fastener – lockable

PRODUCT CODES

- FF83R

KEY FEATURES

- Curly tail design
- Supplied with key
- Right handed
- Face-fix

FINISHES AVAILABLE



BK



FF81

Bulb end casement fastener

PRODUCT CODES

- FF81

KEY FEATURES

- Bulb end design
- Face-fix

FINISHES AVAILABLE



BK



FF91

Bulb end casement stays

PRODUCT CODES

- FF91A - 8" / 203mm
- FF91B - 10" / 254mm
- FF91C - 12" / 305mm

KEY FEATURES

- Supplied with fixings and keeps

FINISHES AVAILABLE



BK

FOR USE WITH:
**FB17PCB – LOCKING
CASEMENT STAY PIN**
p123





FF82

Curly tail casement fastener

PRODUCT CODES

- FF82

KEY FEATURES

- Curly tail design
- Face-fix

FINISHES AVAILABLE



BK



FF90

Curly tail casement stays

PRODUCT CODES

- FF90A - 8" / 203mm
- FF90B - 10" / 254mm
- FF90C - 12" / 305mm

KEY FEATURES

- Supplied with fixings and keeps

FINISHES AVAILABLE



BK

FOR USE WITH:
**FB17PCB – LOCKING
CASEMENT STAY PIN**
p123





TOP DRAWER FITTINGS

The Top Drawer Fittings range comprises of elegant cabinet pull handles, cabinet hinges and magnetic catches



FEATURED PRODUCT
TDFMC1

TDFMCI

Magnetic catch



TDFMCI1SC

PRODUCT CODES

- TDFMCI1BZ
- TDFMCI1EB
- TDFMCI1CP
- TDFMCI1SC

KEY FEATURES

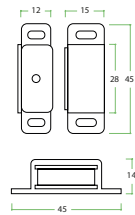
- 45mm x 15mm x 14mm
- Suitable for cabinet furniture
- Includes fixings

FINISHES AVAILABLE



BZ EB CP SC

TECHNICAL



TDF CABINET HINGES

PRODUCT CODES

- TDF100CP
- TDF100FB
- TDF100PN
- TDF100PB
- TDF100SB
- TDF100SC

38mm x 22mm x 1.3mm

- TDF105CP
- TDF105FB
- TDF105PN
- TDF105PB
- TDF105SB
- TDF105SC

50mm x 28mm x 1.5mm

- TDF110CP
- TDF110FB
- TDF110PN
- TDF110PB
- TDF110SB
- TDF110SC

64mm x 35mm x 2mm

- TDF115CP
- TDF115FB
- TDF115PN
- TDF115PB
- TDF115SB
- TDF115SC

75mm x 41mm x 2mm

KEY FEATURES

- Solid drawn brass butt hinge
- Includes fixings

FINISHES AVAILABLE




CP FB PN
PB SB SC



TDF100CP



TDF105PB



TDF110FB



TDF115SC



TDF5096 / 128 / 160

Cabinet pull handle

PRODUCT CODES

- TDF5096SC
- TDF5096PVDN
96mm c/c
- TDF50128SC
- TDF50128PVDN
128mm c/c
- TDF50160SC
- TDF50160PVDN
160mm c/c

KEY FEATURES

- Rear fix
- Forged brass

FINISHES AVAILABLE



TDF6096 / 128 / 160

Cupped cabinet pull handle

PRODUCT CODES

- TDF6096SC
- TDF6096PVDN
96mm c/c
- TDF60128SC
- TDF60128PVDN
128mm c/c
- TDF60160SC
- TDF60160PVDN
160mm c/c

KEY FEATURES

- Rear fix
- Forged brass

FINISHES AVAILABLE





VBCH01A

Rectangular cabinet knob

PRODUCT CODES

- VBCH01ASC
- VBCH01APN

KEY FEATURES

- 45 x 25mm

FINISHES AVAILABLE



VBCH02A

Square cabinet knob

PRODUCT CODES

- VBCH02ASC
- VBCH02APN

KEY FEATURES

- 35 x 35mm

FINISHES AVAILABLE



VBCH03A

Rectangular cabinet handle

PRODUCT CODES

- VBCH03ASC
- VBCH03APN

KEY FEATURES

- 130 x 25 x 24mm
- 65mm c/c


FINISHES AVAILABLE



FLEXIFIRE

Intumescent fire seals

The FlexiFire range of intumescent fire seals have been specifically designed for use with our Certifire accredited and fire tested products in order to maintain compliance with the relevant standard.



FEATURED PRODUCT

ZIUKD30G

USEFUL INFORMATION

SCANNING THE QR CODES IN THIS SECTION WILL TAKE YOU TO THE FITTING VIDEOS FOR THE RELEVANT FLEXIFIRE PRODUCTS.



SCAN THE QR CODE WITH YOUR SMARTPHONE, EITHER DIRECTLY THROUGH YOUR CAMERA OR VIA A QR CODE READER APP.



ZIH

Square hinge intumescents

PRODUCT CODES	TO SUIT
<ul style="list-style-type: none"> • ZIHO130G 100mm x 42mm 1mm FlexiFire / 30min • ZIHO160G 100mm x 42mm 2mm FlexiFire / 60min 	ZHSS244

KEY FEATURES

- 1mm FlexiFire / 30 minute fire door
- 2mm FlexiFire / 60 minute fire door
- 4 pads per pack
- Suitable for a pair of square hinges
- Self-adhesive backing
- Material: Graphite

ZIHR

Radius hinge intumescents

PRODUCT CODES	TO SUIT
<ul style="list-style-type: none"> • ZIHR0130G 75mm x 25mm 1mm FlexiFire / 30min • ZIHR0160G 75mm x 25mm 2mm FlexiFire / 60min 	ZHSS7667R
<ul style="list-style-type: none"> • ZIHR0230G 100mm x 29mm 1mm FlexiFire / 30min • ZIHR0260G 100mm x 29mm 2mm FlexiFire / 60min 	VHP243 VHC243 ZHSS43 ZHSS243 ZHSSDB243 ZHSSW243 ZHS43 PRSS243 VHP243R VHC243R VHC243HTR ZHSS43R ZHSS243R ZHSSDB243R ZHSSW243R VLHL243R VLHR243R VSLHL43R VSLHR43R


KEY FEATURES

- 1mm FlexiFire / 30 minute fire door
- 2mm FlexiFire / 60 minute fire door
- 4 pads per pack
- Suitable for a pair of radius hinges
- Self-adhesive backing
- Material: Graphite




SCAN ME WITH YOUR PHONE TO WATCH THE FITTING VIDEO FOR THESE PRODUCTS

HINGES



ZID30G



SCAN ME WITH
YOUR PHONE
TO WATCH THE
FITTING VIDEO
FOR THESE
PRODUCTS

DIN LOCKS

ZID

DIN lock intumescents

PRODUCT CODES	TO SUIT
<ul style="list-style-type: none"> ZID30G 1mm FlexiFire / 30min 	ZDL ZRD
<ul style="list-style-type: none"> ZID60G 2mm FlexiFire / 60min 	

KEY FEATURES

- 1mm FlexiFire / 30 minute fire door
- 2mm FlexiFire / 60 minute fire door
- 1 complete set per pack
- Adjustable to suit product dimensions
- Works with all ZDL and ZRD products in both square and radius profile
- Self-adhesive backing
- Material: Graphite

ZIDV60

Intumescent for door viewer

PRODUCT CODES	TO SUIT
<ul style="list-style-type: none"> ZIDV60G 1mm FlexiFire / 60min 	ZAB30


KEY FEATURES

- 1mm FlexiFire / 60 minute fire door
- 1 set per pack
- Adjustable to suit product dimensions
- Material: Graphite





ZITL0160



ZITL0260G



TUBULAR LATCH

SCAN ME WITH
YOUR PHONE
TO WATCH THE
FITTING VIDEO
FOR THESE
PRODUCTS

ZITL


Universal tubular latch intumescents

PRODUCT CODES	TO SUIT
<ul style="list-style-type: none"> ZITL0130G For 2.5" & 3" latches 1mm FlexiFire / 30min ZITL0160G For 2.5" & 3" latches 2mm FlexiFire / 60min 	ZTLKA64 ZTLKA76/R ZTLKA76HD ZTDA64 ZTDA76 PRTL64/R PRTL76/R
<ul style="list-style-type: none"> ZITL0230G For 4" & 5" latches 1mm FlexiFire / 30min ZITL0260G For 4" & 5" latches 2mm FlexiFire / 60min 	ZTLKA102 ZTLKA127 ZTDA102 ZTDA127


KEY FEATURES

- 1mm FlexiFire / 30 minute fire door
- 2mm FlexiFire / 60 minute fire door
- 1 complete set per pack
- Adjustable to suit product dimensions
- Works with ZTLKA and ZTDA latches*
- Self-adhesive backing
- Material: Graphite

* Does not fit 6" latches – ZTLKA152 or ZTDA152



ZIUkFL30G



FLAT LATCH

SCAN ME WITH
YOUR PHONE
TO WATCH THE
FITTING VIDEO
FOR THESE
PRODUCTS


ZIUkFL

Universal flat latch intumescents

PRODUCT CODES	TO SUIT
<ul style="list-style-type: none"> ZIUkFL30G 1mm FlexiFire / 30min ZIUkFL60G 2mm FlexiFire / 60min 	ZUKF64 ZUKF76 ZUKF102

KEY FEATURES

- 1mm FlexiFire / 30 minute fire door
- 2mm FlexiFire / 60 minute fire door
- 1 complete set per pack
- Adjustable to suit product dimensions
- Works with all ZUKF latches
- Self-adhesive backing
- Material: Graphite



ZIUkBS30G



ZIUkBS

Universal bathroom and sashlock intumescents

PRODUCT CODES

- ZIUkBS30G
1mm FlexiFire / 30min
- ZIUkBS60G
2mm FlexiFire / 60min

TO SUIT


ZUKS564
ZUKS576
ZUKS364
ZUKS376
ZUKS64EP
ZUKS76EP
ZUKS64OP
ZUKS76OP

ZUKB64
ZUKB76

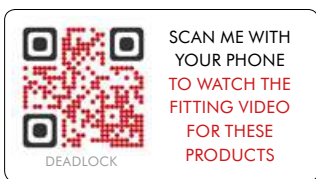
ZUKU64
ZUKU76

KEY FEATURES

- 1mm FlexiFire / 30 minute fire door
- 2mm FlexiFire / 60 minute fire door
- 1 complete set per pack
- Adjustable to suit product dimensions
- Works with all ZUKS / ZUKB / ZUKU locks
- Self-adhesive backing
- Material: Graphite



ZIUkD30G



ZIUkD

Universal deadlock intumescents

PRODUCT CODES


- ZIUkD30G
1mm FlexiFire / 30min
- ZIUkD60G
2mm FlexiFire / 60min

TO SUIT

ZUKD564
ZUKD576
ZUKD364
ZUKD376
ZUKD64EP
ZUKD76EP
ZUKD64OP
ZUKD76OP

KEY FEATURES

- 1mm FlexiFire / 30 minute fire door
- 2mm FlexiFire / 60 minute fire door
- 1 complete set per pack
- Adjustable to suit product dimensions
- Works with all ZUKD locks
- Self-adhesive backing
- Material: Graphite



ZIUkFD30G



SCAN ME WITH YOUR PHONE TO WATCH THE FITTING VIDEO FOR THESE PRODUCTS

FLAT DEADLOCK


ZIUkFD

Universal flat deadlock intumescents

PRODUCT CODES	TO SUIT
<ul style="list-style-type: none"> ZIUkFD30G 1mm FlexiFire / 30min ZIUkFD60G 2mm FlexiFire / 60min 	<ul style="list-style-type: none"> ZUKFD64 ZUKFD76 ZUKFD102

KEY FEATURES

- 1mm FlexiFire / 30 minute fire door
- 2mm FlexiFire / 60 minute fire door
- 1 complete set per pack
- Adjustable to suit product dimensions
- Works with all ZUKFD locks
- Self-adhesive backing
- Material: Graphite



ZICS30G



SCAN ME WITH YOUR PHONE TO WATCH THE FITTING VIDEO FOR THESE PRODUCTS

3 LEVER SASHLOCK

ZICS

Universal 3 lever sashlock intumescents

PRODUCT CODES	TO SUIT
<ul style="list-style-type: none"> ZICS30G 1mm FlexiFire / 30min ZICS60G 2mm FlexiFire / 60min 	<ul style="list-style-type: none"> ZSC364 ZSC376

KEY FEATURES

- 1mm FlexiFire / 30 minute fire door
- 2mm FlexiFire / 60 minute fire door
- 1 complete set per pack
- Adjustable to suit product dimensions
- Works with all ZSC locks
- Self-adhesive backing
- Material: Graphite





ZIF0160G

ZIF

Flush bolt intumescents

PRODUCT CODES	TO SUIT
<ul style="list-style-type: none"> ZIF0160G 2mm FlexiFire / 60min 	ZAS02 ZAS03
<ul style="list-style-type: none"> ZIF0260G 2mm FlexiFire / 60min 	ZAS05 ZAS12
<ul style="list-style-type: none"> ZIF0360G 2mm FlexiFire / 60min 	ZAS09 ZAS13
<ul style="list-style-type: none"> ZIF0430G 1mm FlexiFire / 30min ZIF0460G 2mm FlexiFire / 60min 	VS21

KEY FEATURES

- 1mm FlexiFire / 30 minute fire door
- 2mm FlexiFire / 60 minute fire door
- 1 complete set per pack
- Adjustable to suit product dimensions
- Three-sided
- Self-adhesive backing
- Material: Graphite

FLEXIFIRE INTUMESCENT IRONMONGERY PROTECTION

All ironmongery installed on a fire door must be fitted without compromising the integrity of the complete fire door assembly. This is of particular importance where ironmongery is rebated into the doorset such as hinges, locks, latches and concealed door closers.

FlexiFire is an ultra thin and flexible high performance intumescent sheet. Available from 0.8 to 2mm thick FlexiFire offers high levels of expansion and insulation preventing heat transfer on ironmongery rebated into timber doorsets.

FlexiFire is suitable for both 30 and 60 minute applications. Installing FlexiFire requires minimal rebating, a real advantage in timber doorsets.

Features & benefits

- Safe to handle - contains no fibres or irritants
- 0.8mm to 2mm thick - minimal rebating required
- Very flexible/clean to work with - will bend without cracking
- Easy to cut to shape with household scissors
- Available with or without self-adhesive backing
- Unaffected by moisture, humidity, atmospheric pollution and other common industrial and household chemical substances.

Testing

FlexiFire intumescent sheet material has been extensively tested to the latest British and European standards as follows:

- BS476 part 22: 1987 - 30 and 60 minute rating
- BSEN 1634-1: 2014 - 30 and 60 minute rating

Fitting instructions


FlexiFire intumescent sheet is generally pre-cut to suit the ironmongery application and may also be pre-fitted with a self-adhesive backing. If you are using one of these, simply peel away the release paper on the self-adhesive tape.

Alternatively:

1. If required, use double sided self-adhesive tape or other adhesive to secure the sheet to the rebated ironmongery.
2. Fit the ironmongery in the usual way screwing through the sheet material if necessary.

ALTERNATIVE PRODUCTS

MONO AMMONIUM PHOSPHATE INTUMESCENTS



ZIH-M

Square hinge intumescents

PRODUCT CODES

- **ZIH30M**
100mm x 30mm
1mm interdens / 30min
- **ZIH60M**
100mm x 30mm
2mm interdens / 60min

TO SUIT

VHP243
VHC243
ZHSS43
ZHSS243
ZHSSDB243
ZHSSW243
ZHS43
PRSS243
VHP243R
VHC243R
VHC243HTR
ZHSS43R
ZHSS243R
ZHSSDB243R
ZHSSW243R
VLHL243R
VLHR243R
VSLHL43R
VSLHR43R

KEY FEATURES

- 1mm interdens / 30 minute fire door
- 2mm interdens / 60 minute fire door
- 4 pads per pack
- Self-adhesive backing
- Material: Mono ammonium phosphate

ZID-M

DIN lock intumescents

PRODUCT CODES

- **ZID5530M**
1mm interdens / 30min
To suit 72mm x 55mm DIN lock
- **ZID5560M**
2mm interdens / 60min
To suit 72mm x 55mm DIN lock
- **ZID6030M**
1mm interdens / 30min
To suit 72mm x 60mm DIN lock
- **ZID6060M**
1mm interdens / 60min
To suit 72mm x 60mm DIN lock

TO SUIT

ZDL
ZRD

KEY FEATURES

- 1mm interdens / 30 minute fire door
- 2mm interdens / 60 minute fire door
- 1 complete set per pack
- Self-adhesive backing
- Material: Mono ammonium phosphate

ZDC / VDC

Door closers

The ZDC / VDC range of door closers includes fixed power and adjustable power door closers that are suitable for installation on inward and outward (pull-side or push-side) opening doors.



SIZE 2-5
POWER
ADJUSTABLE

SUITABLE FOR
DOORS UP TO
100 KG

SUITABLE FOR
DOORS UP TO
1250^{MM}
WIDE



FEATURED PRODUCT
VDC0025PVDG



VDC003

VDC003

Size 3 rack & pinion overhead door closer

PRODUCT CODES

- VDC003
- VDC003B
- VDC003G

KEY FEATURES

- Fixed power size 3
- Suitable for doors up to 60kg, 950mm wide
- Approved for installation on both pull-side & push-side of the door
- Non-handed
- Adjustable closing speed
- Adjustable latch speed action
- 10 year manufacturer's warranty
- BS EN 1634
- BS EN 1154 : 1996

Projecting arm Figure 1 and parallel arm Figure 6:

4	8	3	1	1	3
---	---	---	---	---	---

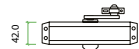
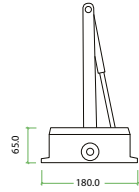
Projecting arm Figure 61:

3	8	3	1	1	3
---	---	---	---	---	---

STANDARDS



TECHNICAL



FINISHES AVAILABLE



* Information about the DDA and Equality Act regarding door closers see p337



ZDC003B



ZDC003G

ZDC0024

Power adjustable size 2-4 door closer



ZDC0024

PRODUCT CODES

- ZDC0024
- ZDC0024PB
- ZDC0024PN
- ZDC0024SN

KEY FEATURES

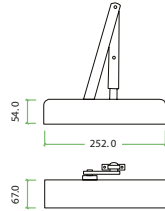
- Adjustable power 2-4 (by spring adjustment)
- Suitable for doors up to 80kg, 1100mm wide
- Approved for installation on both pull-side & push-side of the door
- Non-handed
- Adjustable closing speed
- Adjustable latch speed
- Adjustable backcheck
- Adjustable delayed action
- Adjustable flat arm
- 10 year manufacturer's warranty
- BS EN 1634
- BS EN 1154 : 1996

3	8	2	1	1	2
---	---	---	---	---	---

STANDARDS



TECHNICAL



FINISHES AVAILABLE



ZDC0024PB



ZDC0024PN



ZDC0024SN



VDC0024A1-SR-PSS

VDC0024

Size 2-4 adjustable rack & pinion overhead door closer

PRODUCT CODES

- VDC0024A1-SR-SE*
- VDC0024A1-SR-SSS*
- VDC0024A1-SR-PSS*
- VDC0024A1-SR-PVDG*

KEY FEATURES

- Power adjustable 2-4 (by spring adjustment)
- Suitable for doors up to 80kg, 1100mm wide
- Suitable for fitting inward and outward opening doors
- Non-handed
- Adjustable closing speed
- Adjustable latch speed
- Adjustable backcheck
- Adjustable delayed action
- Adjustable flat arm
- 10 year manufacturer's warranty
- BS EN 1634
- BS EN 1154 : 1996

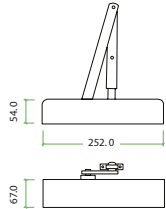
Projecting arm Figure 1;
Projecting arm Figure 61;
Parallel arm Figure 6:

4	8	2	4	1	1	3
---	---	---	---	---	---	---

STANDARDS



TECHNICAL



FINISHES AVAILABLE



COMING SOON – Please contact one of our friendly sales team to find out when this new door closer will be in stock.



VDC0024A1-SR-SE



VDC0024A1-SR-SSS



VDC0024A1-SR-PVDG



VDC0025NC

VDC0025

Size 2-5 door closer

PRODUCT CODES

- VDC0025NC
No cover
- VDC0025S
- VDC0025SS
- VDC0025PVDG
- VDC0025PS

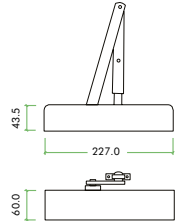
KEY FEATURES

- Power adjustable 2-5 (by spring adjustment)
- Suitable for doors up to 100kg, 1250mm wide
- Non-handed
- Suitable for both inward and outward opening doors
- Adjustable closing speed
- Adjustable latch speed action
- Adjustable backcheck
- Adjustable delayed action
- 10 year manufacturer's warranty
- BS EN 1634
- BS EN 1154 : 1996

STANDARDS



TECHNICAL



FINISHES AVAILABLE



NEW! NEW! NEW! NEW!

Projecting arm Figure 1 & Figure 61:

3	8	2	1	1	3
---	---	---	---	---	---

Parallel arm Figure 6:

3	8	2	1	1	3
---	---	---	---	---	---

Product outside of CE & Certifire scope with backcheck & delayed action functions enabled. These functions must not be engaged when product is installed for use on fire doors.



VDC0025SS



VDC0025PVDG



VDC0025PS

A BRIEF GUIDE TO DOOR CLOSERS

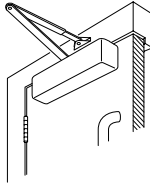
MOUNTING POSITIONS

There are three common positions in which a door closer can be mounted, each one is dependent upon the type and use of the door.

• **Fig.1**

DOOR MOUNTED PROJECTING ARM, PULL-SIDE

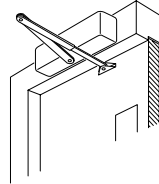
The most common application, provides a high degree of door control and range of adjustment. The closer is mounted on the pull side of the door with the arm mounted on the frame. When the door opens the arm passes over the door.



• **Fig.6**

TRANSOM MOUNTED PROJECTING ARM PUSH-SIDE

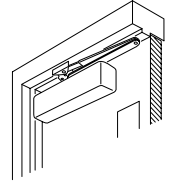
The closer is mounted on the frame above the door. The foot is mounted on the push side of the door. This position is intended for external doors opening outward to protect the closer from external elements.



• **Fig.6**

DOOR MOUNTED PARALLEL ARM, PUSH-SIDE

The closer is mounted on the push side of the door. When the door opens, the closer arm swings with the angle of the door. This position stops the closer protruding into the room and is suitable for use on narrow door frames.



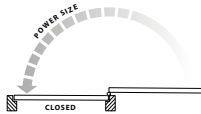
DOOR CLOSER FEATURES

POWER SIZE

The Power Size of a door closer is measured in accordance with the Closing Torque that is achievable on the closing cycle.

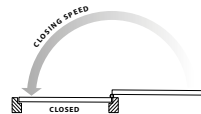
The BS EN 1154 Standard classifies closers from a Size 1 through to a size 7 and recommends the use in accordance with the door width and door mass (weight).

Power Sizes can be fixed, selectable or adjustable.



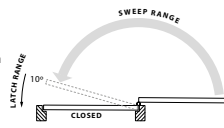
ADJUSTABLE CLOSING SPEED

Controlled door closers offer adjustability to the speed that the door will operate, the closing speed has adjustment from the maximum opening angle through to the last 10 to 15°.



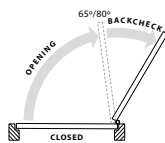
ADJUSTABLE LATCH ACTION

This allows speed adjustability on the last 10 to 15° to assist with overcoming latches and seals.



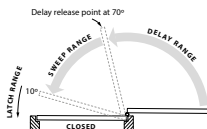
ADJUSTABLE BACKCHECK

The backcheck function slows the speed of the door whilst in the opening cycle, the function is to prevent damage being caused to the door, associated hardware or adjacent walls in the event of the door being flung open (Backcheck is not an alternative to a door stop).



ADJUSTABLE DELAYED ACTION

The delayed action function slows the first part of the closing cycle down. Its function is particularly useful for disabled / elderly who may need additional time to pass through the doorway, delayed action normally releases around 70° where the standard closing speed will then commence.



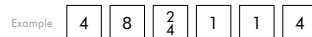
FIRE SAFETY – CONTROL OF THE SPREAD OF FIRE AND SMOKE

All dedicated fire-resistant doors should be fitted with a door closer that is successfully tested to BS EN 1154.

A closed fire-resisting door is designed to withstand attack by fire for a specified period of time, installation of a door closer will ensure that the door is mechanically closed when not in use.

BS EN 1154:1997

This is the European standard for the performance of controlled door closing devices. It uses a 6 digit coding system to give clear details on the capabilities and performance levels of what the specific door closer model has been tested and approved to.



The below detail gives the breakdown of each code:

DIGIT 1 CATEGORY OF USE

Grade 3 : For closing doors from at least 105° open
Grade 4 : For closing doors from 180° open

DIGIT 2 TEST CYCLES

Grade 8 – 500,000 test cycles

DIGIT 3 TEST DOOR MASS/SIZE

Door closer power size	Recommended door leaf width	Test door mass	Closing moment					
			Between 0° and 4°		Between 68° and 92°		Any other angle of opening	
			Nm min.	Nm max.	Nm min.	Nm max.	Nm min.	Nm max.
1	< 750	20	9	< 13	3	2	26	50
2	850	40	13	< 18	4	3	36	50
3	950	60	18	< 26	6	4	47	55
4	1100	80	26	< 37	9	6	62	60
5	1250	100	37	< 54	12	8	83	65
6	1400	120	54	< 87	18	11	134	65
7	1600	160	67	< 140	29	18	215	65

DIGIT 4 FIRE BEHAVIOUR

Grade 0 – Not suitable for use on fire/smoke door assemblies
Grade 1 – Suitable for use on fire/smoke door assemblies

DIGIT 5 SAFETY

All door closers are required to satisfy the essential requirement of safety in use. Therefore only Grade 1 is identified.

DIGIT 6 CORROSION RESISTANCE

Five grades of corrosion resistance are identified according to EN 1670:

- Grade 0 – No defined corrosion resistance
- Grade 1 – Mild resistance
- Grade 2 – Moderate resistance
- Grade 3 – High resistance
- Grade 4 – Very high resistance



DIN locks & accessories

The ZDL range contains products which have been BS EN 12209 Grade 3, CE and FD 30/60 Certifire tested. Backsets of 55mm and 60mm are available.

certifire
CF850

**55mm
/ 60mm**

BACKSETS AVAILABLE

VIER
BRANDED

VIER



FEATURED PRODUCT
ZDL7260ESC



To maintain compliance with the fire standards for the DIN locks and latches in this section, it is recommended that you fit these with the intumescent fire seals which can be found on page 262.

Sash lock and night latches

ZDL7255 / 60 / 55R / 60R

Euro sash lock – 72mm c/c




SS PS PVD

PRODUCT CODES

- ZDL7255SS (SS only)
- ZDL7255RSS (SS only)
- ZDL7260SS
- ZDL7260PS
- ZDL7260PVD
- ZDL7260RSS
- ZDL7260RPS

STANDARDS



KEY FEATURES

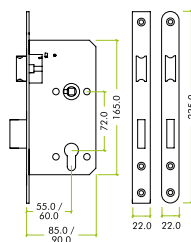
- 55 & 60mm backsets available
- Square & radius profile forends
- 22mm SS304 forend
- Double throw deadbolt
- Anti-rattle strike
- Grip tight follower
- SS304 latch & deadbolt
- BS EN 12209 : 2003 Grade 3

3 X 8 1 0 G 2 B C 2 0

FINISHES AVAILABLE



TECHNICAL



ZDL7255NL / 60 / 55R / 60R

Night latch – 72mm c/c



SS PS PVD

PRODUCT CODES

- ZDL7255NLSS (SS only)
- ZDL7255NLRSS (SS only)
- ZDL7260NLSS
- ZDL7260NLPS
- ZDL7260NLPVD
- ZDL7260NLRSS
- ZDL7260NLRPS

STANDARDS



KEY FEATURES

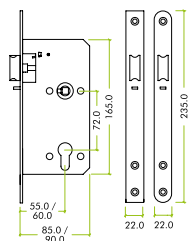
- 55 & 60mm backsets available
- Square & radius profile forends
- 22mm SS304 forend
- Anti-thrust pin
- Grip tight follower
- SS304 latch
- BS EN 12209 : 2003 Grade 3

3 X 8 1 0 G 1 B B 2 0

FINISHES AVAILABLE



TECHNICAL



ZDL



SS PS PVD

ZDL7855 / 60 / 55R / 60R

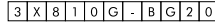
Bathroom – 78mm c/c

PRODUCT CODES

- ZDL7855SS (SS only)
- ZDL7855RSS (SS only)
- ZDL7860SS
- ZDL7860PS
- ZDL7860PVD
- ZDL7860RSS
- ZDL7860RPS

KEY FEATURES

- 55 & 60mm backsets available
- Square & radius profile forends
- 22mm SS304 forend
- Grip tight follower
- SS304 latch & deadbolt
- BS EN 12209 : 2003 Grade 3



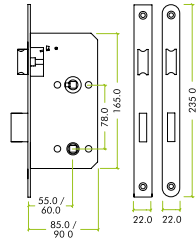
FINISHES AVAILABLE



STANDARDS



TECHNICAL



ZDL



SS PS PVD

ZDL0055 / 60 / 55R / 60R


Dead lock – 72mm c/c

PRODUCT CODES

- ZDL0055SS (SS only)
- ZDL0055RSS (SS only)
- ZDL0060SS
- ZDL0060PS
- ZDL0060PVD
- ZDL0060RSS
- ZDL0060RPS

KEY FEATURES

- 55 & 60mm backsets available
- Square & radius profile forends
- 22mm SS304 forend
- SS304 double throw deadbolt
- BS EN 12209 : 2003 Grade 3



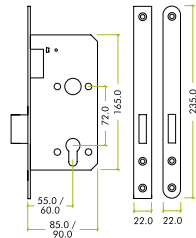
FINISHES AVAILABLE



STANDARDS



TECHNICAL



Latch and escape locks

ZDL0055L / 60 / 55R / 60R

Latch – 72mm c/c



SS PS PVD

PRODUCT CODES

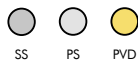
- ZDL0055LSS (SS only)
- ZDL0055LRSS (SS only)
- ZDL0060LSS
- ZDL0060LPS
- ZDL0060LPVD
- ZDL0060LRSS
- ZDL0060LRPS

KEY FEATURES

- 55 & 60mm backsets available
- Square & radius profile forends
- 22mm SS304 forend
- Grip tight follower
- SS304 latch
- BS EN 12209 : 2003 Grade 3


3	X	8	1	0	G	.	B	0	2	0
---	---	---	---	---	---	---	---	---	---	---

FINISHES AVAILABLE

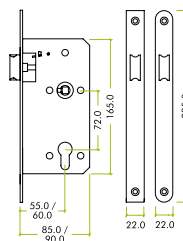


SS PS PVD

STANDARDS



TECHNICAL



ZDL7260ESC / ZDL7260ESCR

Escape lock – 72mm c/c



SS PS PVD

PRODUCT CODES

- ZDL7260ESS
- ZDL7260ESCP
- ZDL7260ESCPVD
- ZDL7260ESCRSS
- ZDL7260ESCRPS

KEY FEATURES

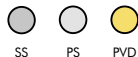
- 60mm backset
- Square & radius profile forends
- 22mm SS304 forend
- Anti-rattle strike
- Grip tight follower
- BS EN 179 : 2008

3	7	6	B	1	4	5	2	A	B/D
---	---	---	---	---	---	---	---	---	-----

- BS EN 12209 : 2003 Grade 3

3	X	8	1	0	G	2	B	A	2	0
---	---	---	---	---	---	---	---	---	---	---

FINISHES AVAILABLE

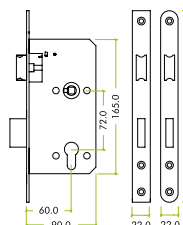


SS PS PVD

STANDARDS



TECHNICAL





ZDL7260ST / ZDL7260STR

Single throw euro sash lock – 72mm c/c

PRODUCT CODES

- ZDL7260STSS
- ZDL7260STRSS

KEY FEATURES

- 60mm backset
- Square & radius profile forends
- 22mm SS304 forend
- SS304 latch & deadbolt
- SS304 **single throw** deadbolt (20mm)
- Anti-rattle strike
- Grip tight follower
- BS EN 12209 : 2003 Grade 3

3 X 8 1 0 G 2 B C 2 0

FINISHES AVAILABLE

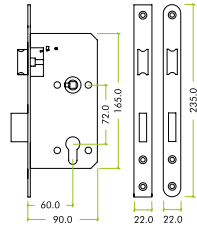


SS

STANDARDS



TECHNICAL



ZDL0060ST / ZDL0060STR

Single throw dead lock – 72mm c/c

PRODUCT CODES

- ZDL0060STSS
- ZDL0060STRSS

KEY FEATURES

- 60mm backset
- Square & radius profile forends
- 22mm SS304 forend
- SS304 **single throw** deadbolt (20mm)
- Anti-rattle strike
- BS EN 12209 : 2003 Grade 3

3 X 8 1 0 G 2 B C 0 0

FINISHES AVAILABLE

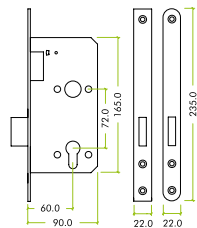


SS

STANDARDS



TECHNICAL



LIFT TO LOCK SET

The Zoo Hardware lift to lock DIN lock inside lever handle presses down to release the latch bolt, whilst also lifting up to throw the dead bolt. This is illustrated by the included sign "lift handle to lock".



FOR USE WITH:
**ZCS030LL – RTD LIFT
TO LOCK LEVER**
p034



ZDL7260LL / ZDL7260RLL

DIN lift to lock - 72mm c/c

PRODUCT CODES

- ZDL7260LLSS
- ZDL7260RLLSS (Radius)

FOR USE WITH

- ZCS030LL (p034)

KEY FEATURES

- 60mm backset
- Square & radius profile forends
- 22mm SS304 forend
- SS304 latch & deadbolt
- Anti-rattle strike
- Grip tight follower
- Blind escutcheon & emergency release half set
- BS EN 12209 : 2003 Grade 3

3 M 8 1 0 G - B G 2 0

FINISHES AVAILABLE

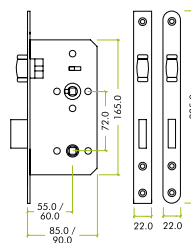


SS

STANDARDS



TECHNICAL



ZDR01

DIN rebate kit

PRODUCT CODES

- ZDR01SS

FINISHES AVAILABLE



SS



ZRD0060LSS / ZRD0060LRSS

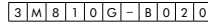
Roller DIN latch – 72mm c/c

PRODUCT CODES

- ZRD0060LSS
- ZRD0060LRSS

KEY FEATURES

- 90mm case size
- 60mm backset
- Square & radius profile forends
- 22mm SS304 forend
- SS304 rollerbolt
- Anti-rattle strike
- Grip tight follower
- BS EN 12209 : 2003 Grade 3



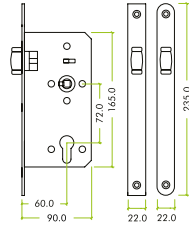
FINISHES AVAILABLE



STANDARDS



TECHNICAL



ZRD7260SS / ZRD7260RSS

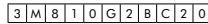
Roller sash lock – 72mm c/c

PRODUCT CODES

- ZRD7260SS
- ZRD7260RSS

KEY FEATURES


- 90mm case size
- 60mm backset
- Square & radius profile forends
- 22mm SS304 forend
- SS304 rollerbolt & deadbolt
- Anti-rattle strike
- Grip tight follower
- BS EN 12209 : 2003 Grade 3



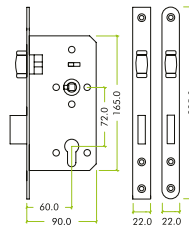
FINISHES AVAILABLE



STANDARDS



TECHNICAL



ZRD



ZRD7860SS / ZRD7860RSS

Roller bathroom lock - 78mm c/c

PRODUCT CODES

- ZRD7860SS
- ZRD7860RSS

KEY FEATURES

- 90mm case size
- 60mm backset
- Square & radius profile forends
- 22mm SS304 forend
- SS304 rollerbolt & deadbolt
- Anti-rattle strike
- Grip tight follower
- BS EN 12209 : 2003 Grade 3

3 M 8 1 0 G - 8 B G 2 0

FINISHES AVAILABLE



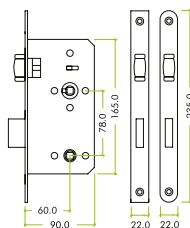
SS

STANDARDS



CE 1121 *certifire* 850

TECHNICAL



ZLAP22

Spare double strike to suit roller DIN

PRODUCT CODES

- ZLAP22SS

KEY FEATURES

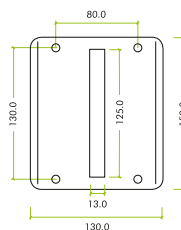
- 130 x 150mm

FINISHES AVAILABLE




SS

TECHNICAL



INTUMESCENT FIRE SEALS



ZID30G

ZID

DIN lock intumescents

PRODUCT CODES

TO SUIT

- ZID30G
1mm FlexiFire / 30min
- ZID60G
2mm FlexiFire / 60min

ZDL
ZRD

KEY FEATURES

- 1mm FlexiFire / 30 minute fire door
- 2mm FlexiFire / 60 minute fire door
- 1 complete set per pack
- Adjustable to suit product dimensions
- Works with all ZDL and ZRD products in both square and radius profile
- Self-adhesive backing
- Material: Graphite

ZID-M

DIN lock intumescents

PRODUCT CODES

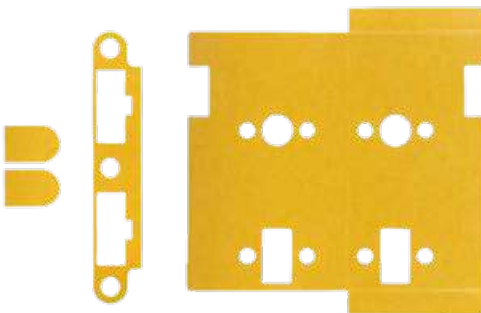
TO SUIT

- ZID5530M
1mm interdens / 30min
To suit 72mm x 55mm DIN lock
- ZID5560M
2mm interdens / 60min
To suit 72mm x 55mm DIN lock
- ZID6030M
1mm interdens / 30min
To suit 72mm x 60mm DIN lock
- ZID6060M
1mm interdens / 60min
To suit 72mm x 60mm DIN lock

ZDL
ZRD

KEY FEATURES

- 1mm interdens / 30 minute fire door
- 2mm interdens / 60 minute fire door
- 1 complete set per pack
- Works with all ZDL and ZRD products in both square and radius profile
- Self-adhesive backing
- Material: Mono ammonium phosphate



ZID6030M

ZDL / ZRD

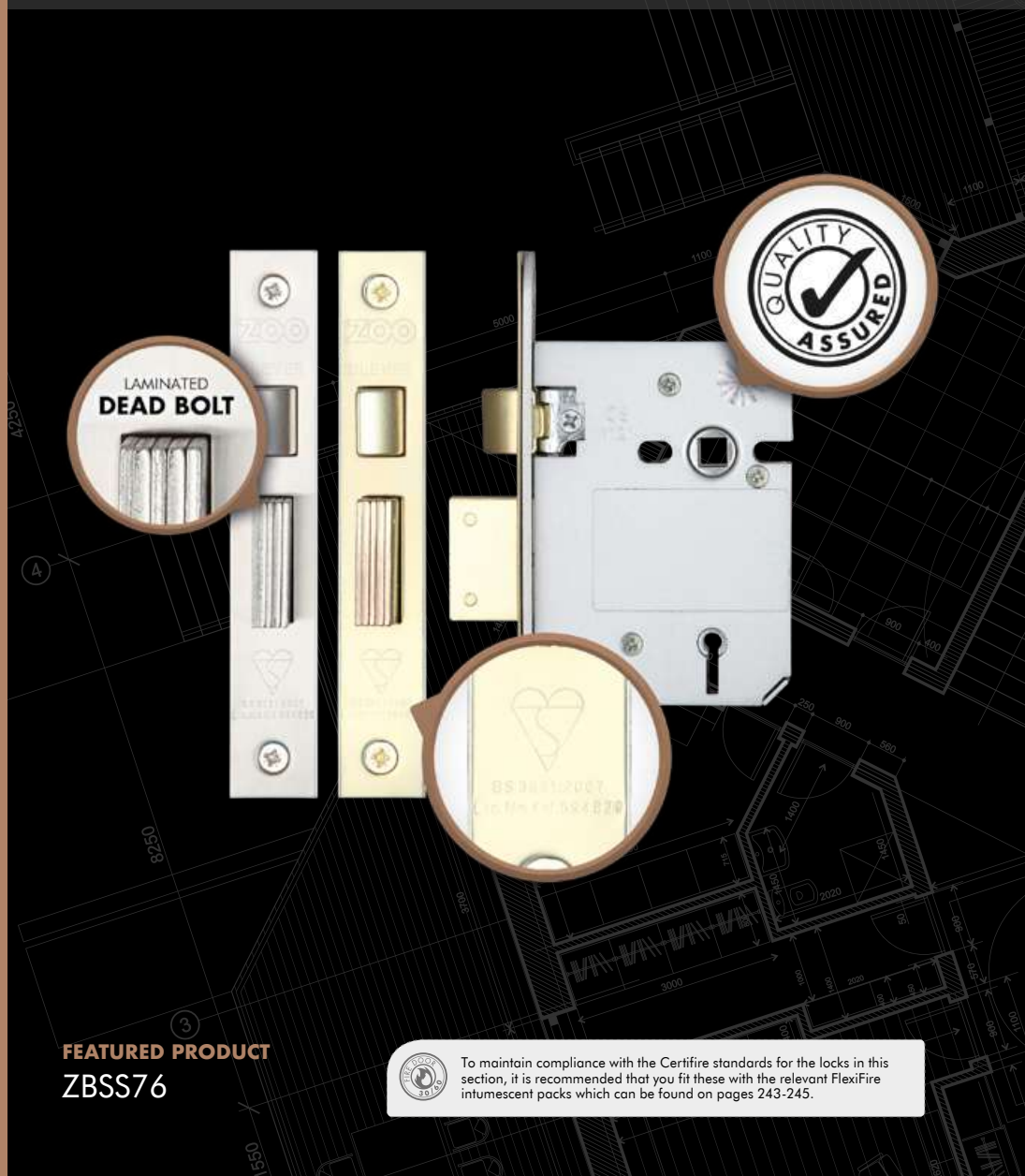
ADDITIONAL ACCESSORIES

- ZDL01 Spare cylinder screws for sash locks
- ZLAP20SS Spare extended tongue 50mm anti-rattle strike for DIN sash & bath' locks (square) - Satin stainless
- ZLAP20PS Spare extended tongue 50mm anti-rattle strike for DIN sash & bath' locks (square) - Polished stainless
- ZLAP20RSS Spare extended tongue 50mm anti-rattle strike for DIN sash & bath' locks (radius) - Satin stainless
- ZLAP20RPS Spare extended tongue 50mm anti-rattle strike for DIN sash & bath' locks (radius) - Polished stainless
- ZLAP21RSS Spare extended tongue 50mm anti-rattle strikes for DIN latch (radius) - Satin stainless
- ZLAP21RPS Spare extended tongue 50mm anti-rattle strikes for DIN latch (radius) - Polished stainless
- ZLAP30SS Spare anti-rattle strike for DIN sash & bath' locks (square)
- ZLAP30RSS Spare anti-rattle strike for DIN sash & bath' locks (radius)
- ZLAP31SS Spare strike for DIN dead locks (square)
- ZLAP31RSS Spare strike for DIN dead locks (radius)
- ZLAP33SS Spare strike 40mm anti-rattle for DIN latch (square)
- ZLAP33RSS Spare strike 40mm anti-rattle for DIN latch (radius)
- ZDB3 Spare dust box to suit ZDL sash locks - black
- ZSP05 Spare spindle to suit ZDL night latch
- ZSP10 Spare split spindle to suit DIN escape lock, 120mm long
- ZSP11 Spare split spindle to suit DIN escape lock, 140mm long
- ZSP13 Spare grub screw to suit DIN escape lock

ZBS / ZUK / ZUR ZSC / ZDC / ZBC

Locks & accessories

British Standard, UK, replacement and contract lock products which have been BS EN 12209 Grade 2, CE and FD 30/60 Certifire tested. Backsets from 44.5mm to 127mm are available.



FEATURED PRODUCT ZBSS76



To maintain compliance with the Certifire standards for the locks in this section, it is recommended that you fit these with the relevant FlexiFire intumescent packs which can be found on pages 243-245.



ZBSS64 / ZBSS76

British Standard 5 lever sash lock

PRODUCT CODES

- ZBSS64SS
 - ZBSS64PVD
 - ZBSS76SS
 - ZBSS76PVD
 - ZBSS64SSKA25
 - ZBSS64PVDKA25
 - ZBSS76SSKA25
 - ZBSS76PVDKA25
- Keyed Alike

KEY FEATURES

- Tested to BS 3621 : 2007
- BSI kitemarked
- Laminated deadbolt
- Keyed Alike available
- 2 x brass keys included

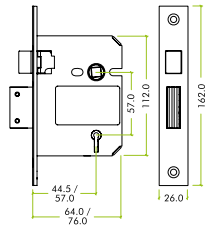
FINISHES AVAILABLE



STANDARDS



TECHNICAL



ZBSD64 / ZBSD76

British Standard 5 lever dead lock

PRODUCT CODES

- ZBSD64SS
 - ZBSD64PVD
 - ZBSD76SS
 - ZBSD76PVD
 - ZBSD64SSKA25
 - ZBSD64PVDKA25
 - ZBSD76SSKA25
 - ZBSD76PVDKA25
- Keyed Alike

KEY FEATURES

- Tested to BS 3621 : 2007
- BSI kitemarked
- Laminated deadbolt
- Keyed Alike available
- 2 x brass keys included

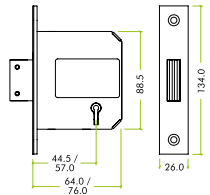
FINISHES AVAILABLE



STANDARDS




TECHNICAL



Rebate kits to suit:
ZBSR02SS / ZBSR02EB



Rebate kits to suit:
ZBSCR01SS / ZBSCR01PVD



ZBSCS67 / ZBSCS80

British Standard 5 lever Chubb retro-fit roller sash lock

PRODUCT CODES

- ZBSCS67SS
 - ZBSCS67PVD
 - ZBSCS80SS
 - ZBSCS80PVD
 - ZBSCS67SSKA36
 - ZBSCS67PVDKA36
 - ZBSCS80SSKA36
 - ZBSCS80PVDKA36
- Keyed Alike

KEY FEATURES

- Tested to BS 3621 : 2007
- BSI kitemarked
- Roller latch
- Solid brass deadbolt
- Keyed Alike available
- 2 x brass keys included

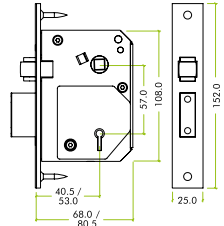
FINISHES AVAILABLE



STANDARDS



TECHNICAL



ZBSCD67 / ZBSCD80

British Standard 5 lever Chubb retro-fit dead lock

PRODUCT CODES

- ZBSCD67SS
 - ZBSCD67PVD
 - ZBSCD80SS
 - ZBSCD80PVD
 - ZBSCD80SSKA36
 - ZBSCD80PVDKA36
 - ZBSCD67SSKA36
 - ZBSCD67PVDKA36
- Keyed Alike

KEY FEATURES

- Tested to BS 3621 : 2007
- BSI kitemarked
- Solid brass deadbolt
- Keyed Alike available
- 2 x brass keys included

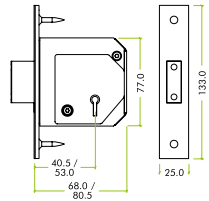
FINISHES AVAILABLE



STANDARDS



TECHNICAL



Rebate kits to suit:
ZBSCR02SS / ZBSCR02PVD



ADDITIONAL ACCESSORIES

- ZBSR01SS British Standard sash lock rebate kit - Satin stainless
 - ZBSR01EB British Standard sash lock rebate kit - Electro brass
 - ZBSR01BLK British Standard sash lock rebate kit - Black
 - ZBSR02SS British Standard dead lock rebate kit - Satin stainless
 - ZBSR02EB British Standard dead lock rebate kit - Electro brass
 - ZBSR02BLK British Standard dead lock rebate kit - Black
 - ZBSK01 British Standard blank key
 - ZBSL01 British Standard lock levers
 - ZBSL02 British Standard lock levers
 - ZBSL03 British Standard lock levers
 - ZBSL04 British Standard lock levers
 - ZBSL05 British Standard lock levers
 - ZBSL06 British Standard lock levers
 - ZBSL07 British Standard lock levers
 - ZBSL08 British Standard lock levers
 - ZBSW British Standard lever washer
 - ZBSK01 British Standard spare blank key
 - ZBSESCSS British Standard 5 lever dead lock escutcheon - Satin stainless
 - ZBSECPVD British Standard 5 lever dead lock escutcheon - PVD brass
-
- ZBSCR01SS British Standard Chubb retro-fit sash lock rebate kit - Satin stainless
 - ZBSCR01PVD British Standard Chubb retro-fit sash lock rebate kit - PVD brass
 - ZBSCR02SS British Standard Chubb retro-fit dead lock rebate kit - Satin stainless
 - ZBSCR02PVD British Standard Chubb retro-fit dead lock rebate kit - PVD brass
 - ZBSCK01 British Standard Chubb retro-fit blank key
 - ZBSCL01 British Standard Chubb retro-fit lock lever
 - ZBSCL02 British Standard Chubb retro-fit lock lever
 - ZBSCL03 British Standard Chubb retro-fit lock lever
 - ZBSCL04 British Standard Chubb retro-fit lock lever
 - ZBSCL05 British Standard Chubb retro-fit lock lever
 - ZBSCL06 British Standard Chubb retro-fit lock lever
 - ZBSCL07 British Standard Chubb retro-fit lock lever
 - ZBSCL08 British Standard Chubb retro-fit lock lever
 - ZBSCW British Standard Chubb retro-fit lever washer
 - ZBSESCSS British Standard 5 lever dead lock escutcheon - Satin stainless
 - ZBSECPVD British Standard 5 lever dead lock escutcheon - PVD brass



Rebate kits to suit:
ZUKRO1EB / ZUKRO1SN



ZUKS564 / ZUKS576

5 lever sash lock – 57mm c/c

PRODUCT CODES

- ZUKS564SS
- ZUKS564PVD
- ZUKS576SS
- ZUKS576PVD

- ZUKS564SSKA78
- ZUKS564PVDKA78
- ZUKS576SSKA78
- ZUKS576PVDKA78

Keyed Alike

KEY FEATURES

- Solid brass latch & deadbolt
- Sintered steel follower
- Short travel latch function
- Grip tight spring follower
- Includes plastic back box
- Keyed Alike available
- 2 x brass keys included
- BS EN 12209 : 2003 Grade 2

2 H 8 1 0 G 2 B D 2 B

FINISHES AVAILABLE



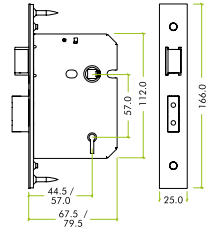
SS PVD

STANDARDS



CE 1121 certifiere 877

TECHNICAL



Suitable FlexiFire intumescent:
ZIUKB530G / ZIUKB560G
p244



Rebate kits to suit:
ZUKRO1EB / ZUKRO1SN



ZUKS364 / ZUKS376

3 lever sash lock – 57mm c/c

PRODUCT CODES

- ZUKS364SS
- ZUKS364PVD
- ZUKS376SS
- ZUKS376PVD

- ZUKS364SSKA
- ZUKS376SSKA

Keyed Alike

KEY FEATURES

- Solid brass latch & deadbolt
- Sintered steel follower
- Short travel latch function
- Grip tight spring follower
- Includes plastic back box
- Keyed Alike available
- 2 x brass keys included
- BS EN 12209 : 2003 Grade 2

2 H 8 1 0 G 2 B D 2 A

FINISHES AVAILABLE



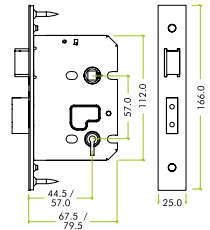
SS PVD

STANDARDS



CE 1121 certifiere 877

TECHNICAL



Suitable FlexiFire intumescent:
ZIUKB530G / ZIUKB560G
p244

ZUKS64EP / ZUKS76EP

Euro sash lock – 47.5mm c/c



PRODUCT CODES

- ZUKS64EPSS
- ZUKS64EPPVD
- ZUKS76EPSS
- ZUKS76EPPVD

STANDARDS



KEY FEATURES

- Solid brass latch & deadbolt
- Sintered steel follower
- Short travel latch function
- Grip tight spring follower
- Includes plastic back box
- BS EN 12209 : 2003 Grade 2

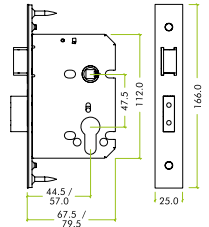
2 H 8 1 0 G 2 B A 2 0

FINISHES AVAILABLE



Suitable FlexiFire intumescent:
ZIUKB530G / ZIUKB560G
p244

TECHNICAL



Rebate kits to suit:
ZUKR01EB / ZUKR01SN



ZUKS64OP / ZUKS76OP

Oval sash lock – 48.5mm c/c



PRODUCT CODES

- ZUKS64OPSS
- ZUKS64OPPVD
- ZUKS76OPSS
- ZUKS76OPPVD

STANDARDS



KEY FEATURES

- Solid brass latch & deadbolt
- Sintered steel follower
- Short travel latch function
- Grip tight spring follower
- Includes plastic back box
- BS EN 12209 : 2003 Grade 2

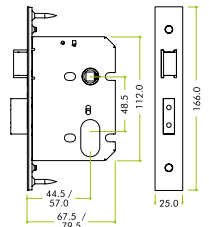
2 H 8 1 0 G 2 B A 2 0

FINISHES AVAILABLE



Suitable FlexiFire intumescent:
ZIUKB530G / ZIUKB560G
p244

TECHNICAL



Rebate kits to suit:
ZUKR01EB / ZUKR01SN




ZUKD564 / ZUKD576

5 lever dead lock



Rebate kits to suit:
ZUKR02SS / ZUKR02PVD



PRODUCT CODES

- ZUKD564SS
 - ZUKD564PVD
 - ZUKD576SS
 - ZUKD576PVD
 - ZUKD564SSKA78
 - ZUKD564PVDKA78
 - ZUKD576SSKA78
 - ZUKD576PVDKA78
- Keyed Alike

KEY FEATURES

- Solid brass deadbolt
- Sintered steel follower
- Includes plastic back box
- Keyed Alike available
- 2 x brass keys included
- BS EN 12209 : 2003 Grade 2

2 H 8 1 0 G 2 B D 0 B

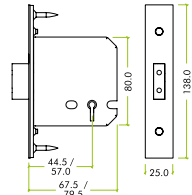
FINISHES AVAILABLE



STANDARDS



TECHNICAL




Suitable FlexiFire intumescent:
ZIUKD30G / ZIUKD60G p244

ZUKD364 / ZUKD376

3 lever dead lock



Rebate kits to suit:
ZUKR02SS / ZUKR02PVD



PRODUCT CODES

- ZUKD364SS
 - ZUKD364PVD
 - ZUKD376SS
 - ZUKD376PVD
 - ZUKD364SSKA
 - ZUKD376SSKA
- Keyed Alike

KEY FEATURES

- Solid brass deadbolt
- Sintered steel follower
- Includes plastic back box
- Keyed Alike available
- 2 x brass keys included
- BS EN 12209 : 2003 Grade 2

2 H 8 1 0 G 2 B D 0 A

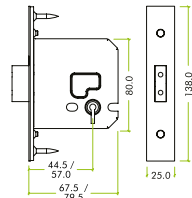
FINISHES AVAILABLE



STANDARDS



TECHNICAL



Suitable FlexiFire intumescent:
ZIUKD30G / ZIUKD60G p244

ZUKD64EP / ZUKD76EP

Euro dead lock



PRODUCT CODES

- ZUKD64EPSS
- ZUKD64EPPVD
- ZUKD76EPSS
- ZUKD76EPPVD

KEY FEATURES

- Solid brass deadbolt
- Sintered steel follower
- Includes plastic back box
- BS EN 12209 : 2003 Grade 2

2 H 8 1 0 G 2 B A 0 0


FINISHES AVAILABLE



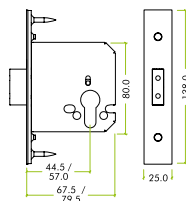
Rebate kits to suit:
ZUKR02SS / ZUKR02PVD



STANDARDS



TECHNICAL



Suitable FlexiFire intumescent:
ZIUKD30G / ZIUKD60G p244

ZUKD64OP / ZUKD76OP

Oval dead lock



PRODUCT CODES

- ZUKD64OPSS
- ZUKD64OPPVD
- ZUKD76OPSS
- ZUKD76OPPVD

KEY FEATURES

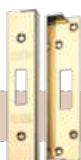
- Solid brass deadbolt
- Sintered steel follower
- Includes plastic back box
- BS EN 12209 : 2003 Grade 2

2 H 8 1 0 G 2 B A 0 0


FINISHES AVAILABLE



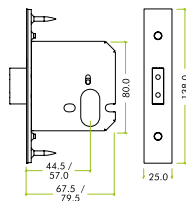
Rebate kits to suit:
ZUKR02SS / ZUKR02PVD



STANDARDS




TECHNICAL



Suitable FlexiFire intumescent:
ZIUKD30G / ZIUKD60G p244

ZUKFD64 / ZUKFD76 / ZUKFD102

Flat dead lock



Rebate kits to suit:
ZUKR04SS / ZUKR04PVD

PRODUCT CODES

- ZUKFD64SS
- ZUKFD64PVD
- ZUKFD76SS
- ZUKFD76PVD
- ZUKFD102SS
- ZUKFD102PVD

KEY FEATURES

- Solid brass deadbolt
- Sintered steel follower
- Grip tight spring follower
- Includes plastic back box
- BS EN 12209 : 2003 Grade 2

2 H 8 1 0 G 2 B G 0 0

FINISHES AVAILABLE

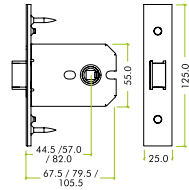


STANDARDS



CE 1121 certifiere 877

TECHNICAL



Suitable FlexiFire intumescent:
ZIUKFD30G / ZIUKFD60G p245

ZUKF64 / ZUKF76 / ZUKF102

Flat latch



Rebate kits to suit:
ZUKR04SS / ZUKR04PVD

PRODUCT CODES

- ZUKF64SS
- ZUKF64PVD
- ZUKF76SS
- ZUKF76PVD
- ZUKF102SS
- ZUKF102PVD

KEY FEATURES

- Solid brass latch
- Sintered steel follower
- Short travel latch function
- Grip tight spring follower
- Includes plastic back box
- BS EN 12209 : 2003 Grade 2

2 H 8 1 0 G - B 0 2 0

FINISHES AVAILABLE

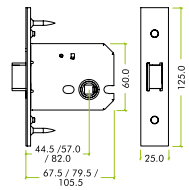


STANDARDS



CE 1121 certifiere 877

TECHNICAL



Suitable FlexiFire intumescent:
ZIUKFL30G / ZIUKFL60G p243

ZUKB64 / ZUKB76

Bathroom lock – 57mm c/c



PRODUCT CODES

- ZUKB64SS
- ZUKB64PVD
- ZUKB76SS
- ZUKB76PVD

KEY FEATURES

- Solid brass latch & deadbolt
- Sintered steel follower
- Short travel latch function
- Grip tight spring follower
- Includes plastic back box
- BS EN 12209 : 2003 Grade 2

2 | H | 8 | 1 | 0 | G | - | B | G | 2 | 0

FINISHES AVAILABLE




SS PVD

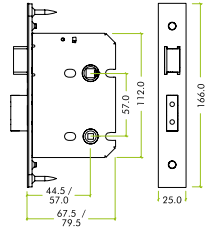
Rebate kits to suit:
ZUKR01EB / ZUKR01SN



STANDARDS



TECHNICAL



Suitable FlexiFire intumescent:
ZIUKB530G / ZIUKB560G p244

ZUKU64 / ZUKU76

Upright latch



PRODUCT CODES

- ZUKU64SS
- ZUKU64PVD
- ZUKU76SS
- ZUKU76PVD

KEY FEATURES

- Solid brass latch
- Sintered steel follower
- Short travel latch function
- Grip tight spring follower
- Includes plastic back box
- BS EN 12209 : 2003 Grade 2


2 | H | 8 | 1 | 0 | G | - | B | 0 | 2 | 0

FINISHES AVAILABLE

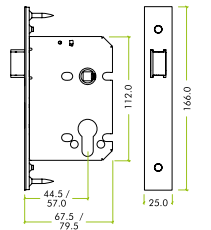


SS PVD

STANDARDS



TECHNICAL



Suitable FlexiFire intumescent:
ZIUKB530G / ZIUKB560G p244

ZUK



ZUKH127 / ZUKH152

Horizontal latch

PRODUCT CODES

- ZUKH127SS
- ZUKH127PVD
- ZUKH152SS
- ZUKH152PVD

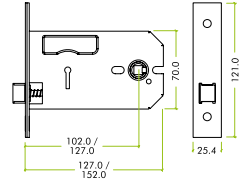
KEY FEATURES

- Solid brass latch
- Easy latch reversal

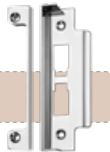
FINISHES AVAILABLE

- SS
- PVD


TECHNICAL



Rebate kits to suit:
ZUKR03SS / ZUKR03PVD



ZUK



ZUKH152EP

Euro horizontal lock

PRODUCT CODES

- ZUKH152EPSS
- ZUKH152EPPVD

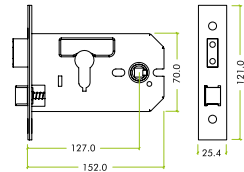
KEY FEATURES

- Solid brass latch & deadbolt
- Easy latch reversal

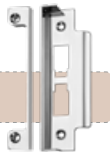
FINISHES AVAILABLE

- SS
- PVD

TECHNICAL

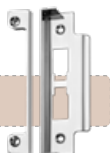



Rebate kits to suit:
ZUKR03SS / ZUKR03PVD



ZUKH3127 / ZUKH3152

3 lever horizontal lock



Rebate kits to suit:
ZUKR03SS / ZUKR03PVD

PRODUCT CODES

- ZUKH3127SS
- ZUKH3127PVD
- ZUKH3152SS
- ZUKH3152PVD
- ZUKH3127SSKA379
- ZUKH3152SSKA379

Keyed Alike

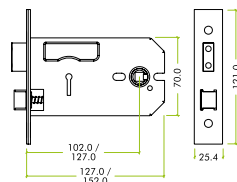
KEY FEATURES

- Solid brass latch & deadbolt
- Easy latch reversal
- Keyed Alike available
- ZZ301 – 400 keys for horizontal and replacement locks included
- 2 x brass keys included

FINISHES AVAILABLE

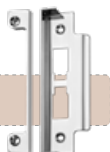


TECHNICAL



ZUKHB127 / ZUKHB152

Horizontal bathroom lock



Rebate kits to suit:
ZUKR03SS / ZUKR03PVD

PRODUCT CODES

- ZUKHB127SS
- ZUKHB127PVD
- ZUKHB152SS
- ZUKHB152PVD

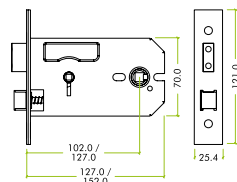
KEY FEATURES

- Solid brass latch & deadbolt
- Easy latch reversal

FINISHES AVAILABLE



TECHNICAL



ZUK

ADDITIONAL ACCESSORIES


This chart shows which accessory packs are compatible with the ZUK range of locks and latches within this section.

Key:

BLANK	Blank forend (no markings)
FB BRANDED	F&B (Fulton & Bray) branded forend

		Acc pack for UK sash & bathroom locks SS RS FVD		Acc pack for UK sash & bathroom locks SS RS FVD		Acc pack for UK sash & bath locks FB BUL CP PN PCB SN		Acc pack for UK dead locks SS RS FVD		Acc pack for UK dead locks SS RS FVD		Acc pack for UK dead locks FB BUL CP PN PCB SN		Acc pack for UK upright latch SS FVD		Acc pack for UK upright latch FB BUL CP PN PCB SN	
		ZLAP10	ZLAP10R	ZLAP10B	ZLAP11	ZLAP11R	ZLAP11B	ZLAP12R	ZLAP12B								
		Square	Radius	Square	Square	Radius	Square	Radius	Square								
5 lever sash lock	ZUKS564	•	•	BLANK													
	ZUKS576	•	•	BLANK													
3 lever sash lock	ZUKS364	•	•	BLANK													
	ZUKS376	•	•	BLANK													
Euro sash lock	ZUKS64EP	•	•	BLANK													
	ZUKS76EP	•	•	BLANK													
Oval sash lock	ZUKS64OP	•	•	BLANK													
	ZUKS76OP	•	•	BLANK													
Bathroom lock	ZUKB64	•	•	BLANK													
	ZUKB76	•	•	BLANK													
5 lever dead lock	ZUKD564				•	•	BLANK										
	ZUKD576				•	•	BLANK										
3 lever dead lock	ZUKD364				•	•	BLANK										
	ZUKD376				•	•	BLANK										
Euro dead lock	ZUKD64EP				•	•	BLANK										
	ZUKD76EP				•	•	BLANK										
Oval dead lock	ZUKD64OP				•	•	BLANK										
	ZUKD76OP				•	•	BLANK										
Flat dead lock	ZUKFD64																
	ZUKFD76																
	ZUKFD102																
Flat latch	ZUKF64																
	ZUKF76																
	ZUKF102																
Upright latch	ZUKU64							•	BLANK								
	ZUKU76							•	BLANK								
Horizontal latch	ZUKH127																
	ZUKH152																
Euro Horizontal lock	ZUKH152EP																
3 lever horizontal lock	ZUKH3127																
	ZUKH3152																
Horizontal bathroom lock	ZUKHB127																
	ZUKHB152																

ZUKS & ZUKB ACCESSORIES



ZLAP10RPS

ZLAP10BPBUL

ZLAP15SS

ZUKR01

ZUKFD ACCESSORIES



ZLAP14RSS

ZLAP14BFB

ZUKD ACCESSORIES



ZLAP11SS

ZLAP11BPCB

ZUKR02EB

ZUKU ACCESSORIES



ZLAP12RPVD

ZLAP12BSC

ZUKF ACCESSORIES



ZLAP13RPVD

ZLAP13BSN

ZUKR04

ZUKH ACCESSORIES



ZLAP17PB

ZLAP17BPN

ZLAP19

ZUKHEP, ZUKH3 & ZUKHB ACCESSORIES



ZLAP16SS

ZLAP16B

ZLAP18

ZUKR03SS

ADDITIONAL ACCESSORIES

This chart shows the accessories available for the different ZUK locks and latches within this section. Please refer to the chart on p276–277 for available finishes.



Z300

3L blank key for UK locks

PRODUCT CODES

- Z300

Z301 - 400

3L cut keys for UK locks

PRODUCT CODES

- Z301-400

Z500

5L blank key for UK locks

PRODUCT CODES

- Z500



ZLSC1

ZZ300

3L blank keys for horizontal & UK replacement locks

PRODUCT CODES

- ZZ300

ZZ301 - 400

3L cut keys for horizontal & UK replacement locks

PRODUCT CODES

- ZZ301-400

ZLSC

Key blank for ZSC 3 lever locks

PRODUCT CODES

- ZLSC1 (Right hand)
- ZLSC2 (Left hand)



ZURL1, 2, 7

ZURS364 / ZURS376

3 lever UK replacement sash lock



PRODUCT CODES

- ZURS364SS
 - ZURS364PVD
 - ZURS376SS
 - ZURS376PVD
 - ZURS364SSKA
 - ZURS376SSKA
- Keyed Alike

KEY FEATURES

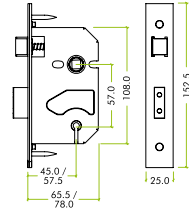
- Solid brass latch & deadbolt
- Retro fit replacement lock
- Keyed Alike available
- ZZ301 – 400 keys for horizontal and replacement locks included
- 2 x brass keys included

FINISHES AVAILABLE



SS PVD

TECHNICAL



ZURD364 / ZURD376

3 lever UK replacement dead lock



PRODUCT CODES

- ZURD364SS
 - ZURD364PVD
 - ZURD376SS
 - ZURD376PVD
 - ZURD376SSKA
 - ZURD364SSKA
- Keyed Alike

KEY FEATURES

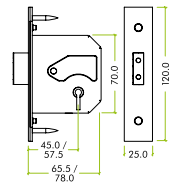
- Solid brass deadbolt
- Retro fit replacement lock
- Keyed Alike available
- ZZ301 – 400 keys for horizontal and replacement locks included
- 2 x brass keys included

FINISHES AVAILABLE



SS PVD

TECHNICAL





ZURNL64 / ZURNL76

UK replacement night latch

PRODUCT CODES

- ZURNL64SS
- ZURNL64PVD
- ZURNL76SS
- ZURNL76PVD

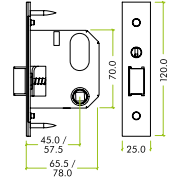
KEY FEATURES

- Solid brass latch
- Retro fit replacement lock

FINISHES AVAILABLE



TECHNICAL



ZURNLTSC

ZURNLT

UK replacement night latch turn & release

PRODUCT CODES

- ZURNLT
- ZURNLTSC

KEY FEATURES

- 45 x 2mm rose

FINISHES AVAILABLE



ZCRD73

5 lever Chubb retro-fit dead lock

PRODUCT CODES

- ZCRD73SS
- ZCRD73PVD

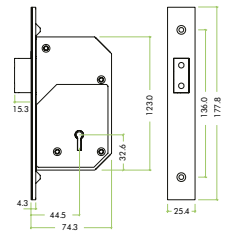
KEY FEATURES

- Solid brass deadbolt with hardened steel pins
- Retro fit replacement lock
- Hardened steel anti-drill plates on each side
- Supplied with escutcheons, fixings and 2 x brass keys

FINISHES AVAILABLE



TECHNICAL





NEW TO ZOO

ZSC64EP / ZSC76EP

Euro contract sash lock

PRODUCT CODES

- ZUKHB127SS
- ZUKHB127PVD
- ZUKHB152SS
- ZUKHB152PVD

KEY FEATURES

- Easy latch reversal
- 47.5mm c/c

FINISHES AVAILABLE

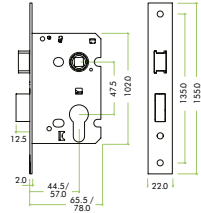


PS SS
NEW! NEW!

STANDARDS



TECHNICAL



NEW FINISH AVAILABLE

ZSC364 / ZSC376

3 lever contract sash lock

PRODUCT CODES

- ZSC364PVD
- ZSC364PS
- ZSC364SS
- ZSC364FB
- ZSC364PCB
- ZSC364SSKA
- ZSC376PVD
- ZSC364PS
- ZSC376SS
- ZSC376FB
- ZSC376PCB
- ZSC376SSKA

KEY FEATURES

- BS EN 1634-1
- 57mm c/c

FINISHES AVAILABLE

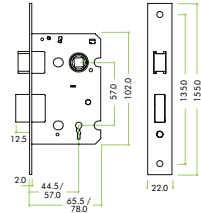


PVD SS PS FB PCB
NEW!

STANDARDS



TECHNICAL



ZDC364 / ZDC376

3 lever contract dead lock

PRODUCT CODES

- ZDC364EB
- ZDC364NP
- ZDC376EB
- ZDC376NP

KEY FEATURES

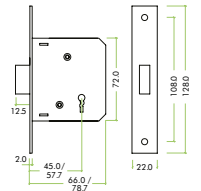
- Solid brass deadbolt

FINISHES AVAILABLE



EB NP

TECHNICAL





ZBC64 / ZBC76

Contract bathroom lock

PRODUCT CODES

- ZBC64PVD
- ZBC64FB
- ZBC64PCB
- ZBC64PS
- ZBC64SS
- ZBC64RPVD
- ZBC64RSS
- Radius
- ZBC76PVD
- ZBC76FB
- ZBC76PCB
- ZBC76PS
- ZBC76SS
- ZBC76RPVD
- ZBC76RSS
- Radius

KEY FEATURES

- BS EN 1634-1
- 57mm c/c

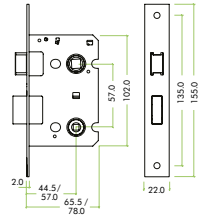
FINISHES AVAILABLE



STANDARDS



TECHNICAL



ZULC64 / ZULC76

Contract upright latch

PRODUCT CODES

- ZULC64PS
- ZULC64SS
- ZULC76PS
- ZULC76SS

KEY FEATURES

- Easy latch reversal

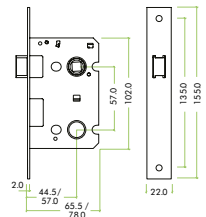
FINISHES AVAILABLE



STANDARDS



TECHNICAL



ZBCR01

Rebate kit to suit contract sash/bathroom lock

PRODUCT CODES

- ZBCR01SS
- ZBCR01PS
- ZBCR01PVD

FINISHES AVAILABLE



KEY FEATURES

- Rebate kit to suit all contract ZSC euro sash locks and ZBC bathroom locks



ZNL40CP



ZNL40

Non-deadlocking night latch – 40mm backset

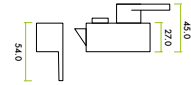
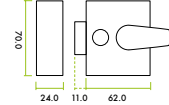
PRODUCT CODES

- ZNL40SS
- ZNL40CP
- ZNL40EB
- ZNL40PCB
- ZNL40PCW

KEY FEATURES

- Non-deadlocking night latch
- 40mm backset
- Bolt can be locked from inside with snib
- Dimensions: 62mm (w) x 70mm (h) x 45mm (d)
- Supplied with 5-pin rim cylinder and 3 keys
- Suitable for timber doors 35-55mm thick

TECHNICAL



FINISHES AVAILABLE



ZNL60

Non-deadlocking night latch – 60mm backset

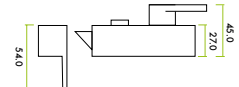
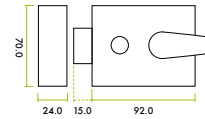
PRODUCT CODES

- ZNL60SS
- ZNL60CP
- ZNL60EB
- ZNL60PCB
- ZNL60PCW

KEY FEATURES

- Non-deadlocking night latch
- 60mm backset
- Bolt can be locked from inside with snib
- Dimensions: 92mm (w) x 70mm (h) x 45mm (d)
- Supplied with 5-pin rim cylinder and 3 keys
- Suitable for timber doors 35-55mm thick

TECHNICAL



FINISHES AVAILABLE



ZNL60PCB



ADDITIONAL ACCESSORIES

- ZUKR01EB UK sash lock rebate kit - Electro brass
- ZUKR01SN UK sash lock rebate kit - Satin nickel
- ZUKR02SS UK dead lock rebate kit - Satin stainless
- ZUKR02PVD UK dead lock rebate kit - PVD brass
- ZUKR03SS UK horizontal lock rebate kit - Satin stainless
- ZUKR03PVD UK horizontal lock rebate kit - PVD brass
- ZUKR04SS UK flat latch rebate kit - Satin stainless
- ZUKR04PVD UK flat latch rebate kit - PVD brass
- ZBCR01PS Rebate kit to suit contract sash / bathroom lock - Polished stainless
- ZBCR01PVD Rebate kit to suit contract sash / bathroom lock - PVD brass
- ZBCR01SS Rebate kit to suit contract sash / bathroom lock - Satin stainless
- ZLAP10FSS Acc pack for UK sash locks – unbranded forend
- ZLAP12FSS Acc pack for UK upright latch – unbranded forend
- ZUKL1 Architectural UK lock levers
- ZUKL2 Architectural UK lock levers
- ZUKL3 Architectural UK lock levers
- ZUKL4 Architectural UK lock levers
- ZUKL5 Architectural UK lock levers
- ZUKL6 Architectural UK lock levers
- ZUKL7 Architectural UK lock levers
- ZURL1 3 lever UK replacement levers
- ZURL2 3 lever UK replacement levers
- ZURL3 3 lever UK replacement levers
- ZURL4 3 lever UK replacement levers
- ZURL5 3 lever UK replacement levers
- ZURL6 3 lever UK replacement levers
- ZURL7 3 lever UK replacement levers
- ZURW 3 lever UK replacement washers
- SP41 Spare flat strike plate for flat latches and dead locks – ss201
- SP43 Spare flat strike plate for flat latches and dead locks – ss304
- ZDB1 Spare dust box to suit ZBC locks
- ZUKSP01 Spare lever pack for ZUK 3L dead lock – 7 levers per pack

ZFB

Fire brigade locks

The London Fire Brigade locks are designed for use on doors and cupboards where emergency access is required by use of the common London Fire Brigade key.

**KEY
OPERATED
FROM BOTH
SIDES**



**KEYS SOLD
SEPARATELY**



FEATURED PRODUCT
ZFB1

ZFB1

London fire brigade mortice dead lock



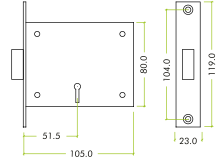
PRODUCT CODES

- ZFB01

KEY FEATURES

- FB1 mortice dead lock
- Key operated from both sides
- FB1 key not included, sold separately
- Case size height: 80mm
- Case size length: 102mm
- Case thickness: 15mm
- Backset: 51mm

TECHNICAL



FINISHES AVAILABLE



ZFB2

London fire brigade mortice dead lock



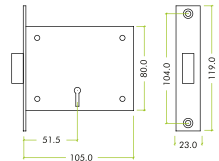
PRODUCT CODES

- ZFB02

KEY FEATURES

- FB2 mortice dead lock
- Key operated from both sides
- FB2 key not included, sold separately
- Case size height: 80mm
- Case size length: 102mm
- Case thickness: 15mm
- Backset: 51mm

TECHNICAL



FINISHES AVAILABLE



ZFB1K / ZFB2K

London fire brigade mortice dead lock key

PRODUCT CODES

- ZFB1K
- ZFB2K

KEY FEATURES

- For use with ZFB1 & ZFB2
London fire brigade mortice
dead locks

ZTLKA / ZTD PRTL / ZRL / ZRB

Tubular latches & tubular dead bolts

A range of tubular latches, tubular deadbolts, roller latches, rack bolts and accompanying accessories available in up to four finishes.

STRIKES
& accessories
included



GUIDED
LATCH BOLT



H/D
Heavy-duty dual spring



FEATURED PRODUCT ZTLKA76HD



To maintain compliance with the fire standards for the tubular latches / deadbolts in this section, it is recommended that you fit these with the relevant FlexiFire intumescent which can be found on page 243.



ZTLKA76SS



ZTLKA76BDS



ZTLKA76RSS

ZTLKA64 / 76 / 102 / 127 / 152

Tubular latch

PRODUCT CODES

- ZTLKA64SS (44mm c/c)
- ZTLKA76SS (56mm c/c)
- ZTLKA102SS* (83mm c/c)
- ZTLKA127SS* (106mm c/c)
- ZTLKA152SS** (132mm c/c)
- ZTLKA64BDS (44mm c/c)
Body only
- ZTLKA76BDS (56mm c/c)
Body only
- ZTLKA76RSS (56mm c/c)
Radius forend

KEY FEATURES

- BS EN 1634-1
- 2.5", 3", 4", 5", 6" available
- Tubular bolt through latch
- Guided latch bolt
- Adjustable strike
- Bodies only available (BDS)
- Radius forend available (RSS)
- BS EN 12209 : 2003

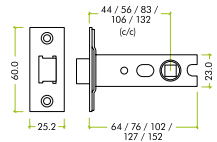
1 | C | 7 | 1 | 0 | F | - | B | 0 | NPD | 0

STANDARDS



CE 1121

TECHNICAL



FINISHES AVAILABLE



PLEASE NOTE:

- * ZTLKA102 & ZTLKA127 are not CE tested but are fire rated FD 30/60
- ** ZTLKA152 is not CE or fire tested

Suitable FlexiFire intumescent:
For ZTLKA64/76 use **ZITL0130G / ZITL0160G** p243
For ZTLKA102/127 use **ZITL0230G / ZITL0260G** p243

ZTLKA76HD

Heavy duty tubular latch



PRODUCT CODES

- ZTLKA76HD (56mm c/c)

KEY FEATURES

- BS EN 1634-1
- Tubular bolt through latch
- Guided latch bolt
- Adjustable strike
- Heavy duty dual spring

FINISHES AVAILABLE

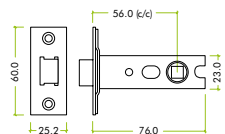


STANDARDS



CE 1121

TECHNICAL



Suitable FlexiFire intumescent:
For ZTLKA76HD use **ZITL0130G / ZITL0160G** p243



ZTDA76SS



ZTDA76BDS

ZTDA64 / 76 / 102 / 127 / 152

Tubular deadbolt

PRODUCT CODES

- ZTDA64SS (44mm c/c)
- ZTDA76SS (56mm c/c)
- ZTDA102SS (83mm c/c)
- ZTDA127SS (106mm c/c)
- ZTDA152SS* (132mm c/c)

- ZTDA64BDS (44mm c/c)
 - ZTDA76BDS (56mm c/c)
- Body only

KEY FEATURES

- BS EN 1634-1
- 2.5", 3", 4", 5", 6" available
- Tubular bolt through deadbolt
- Bodies only available (BDS)

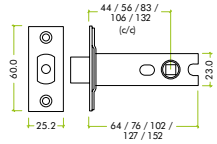
PLEASE NOTE:

- * ZTDA152 is not fire rated

STANDARDS



TECHNICAL



FINISHES AVAILABLE



SS

Suitable FlexiFire intumescent:
 For ZTDA64/76 use **ZITL0130G / ZITL0160G** p243
 For ZTDA102/127 use **ZITL0230G / ZITL0260G** p243



PRTL64PVD



PRTL76RSS

PRTL64 / PRTL76

Project tubular bolt through latch

PRODUCT CODES

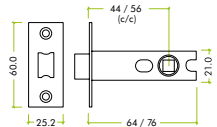
- PRTL64SS (44mm c/c)
- PRTL64PS (44mm c/c)
- PRTL64PVD (44mm c/c)
- PRTL76SS (56mm c/c)
- PRTL76PS (56mm c/c)
- PRTL76PVD (56mm c/c)

- PRTL64RSS (44mm c/c)
 - PRTL76RSS (56mm c/c)
- Radius forend

KEY FEATURES

- Guided latch bolt
- Adjustable strike

TECHNICAL




FINISHES AVAILABLE



SS PS PVD
NEW! NEW! NEW!

ZRL76

Adjustable roller latch



ZRL76PVD

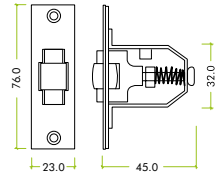
PRODUCT CODES

- ZRL76SS
- ZRL76PSS
- ZRL76PVD
- ZRL76PN

KEY FEATURES

- Brass roller latch
- Concealed adjustment
- Supplied with matching strike plate and fixing screws

TECHNICAL



FINISHES AVAILABLE



ADDITIONAL ACCESSORIES

This chart shows which accessory packs are compatible with the range of tubular latches and tubular deadbolts within this section.

		Spare acc pack for tubular latch (FB, PCB, PS, PVD, PBN, SS, PBN, PBN)	Spare acc pack for tubular latch (FB, PCB, PS, PVD, SS)	Spare acc pack for tubular deadbolt (FB, PCB, PS, PVD, PBN, SS, PBN, PBN)	Spare acc pack for tubular deadbolt (PS, PVD, SS)	Spare extended tongue strike to suit ZTLKA tubular latch (FB, PCB, PS, PVD, SS)	Spare extended tongue strike to suit ZTLKA tubular latch (SS)	Contract tubular rebate kit (FB, PN)
		ZLAP01	ZLAP01R	ZLAP02	ZLAP02R	ZLAP06	ZLAP06R	ZTRC01
		Square	Radius	Square	Radius	Square	Radius	
ZTLKA	Tubular latch	•	•			•	•	•
ZTLKAHD	Heavy duty tubular latch	•	•			•	•	•
ZTDA	Tubular deadbolt			•	•			•

ZRL



ZRB01

37mm rack bolts

PRODUCT CODES

- ZRB01CP
- ZRB01SC
- ZRB01EB
- ZRB01PCW
- ZRB01PCB

KEY FEATURES

- 17mm c/c
- With solid brass bolt

FINISHES AVAILABLE



CP SC EB



PCW PCB **NEW!**



ZRB02

61mm rack bolts

PRODUCT CODES

- ZRB02CP
- ZRB02SC
- ZRB02EB
- ZRB02PCW
- ZRB02PCB

KEY FEATURES

- 32mm c/c
- With solid brass bolt

FINISHES AVAILABLE



CP SC EB



PCW PCB **NEW!**



ZRBK01

Rack bolt key

PRODUCT CODES

- ZRBK01

KEY FEATURES

- 35mm
- Black plastic head



FB40

Oval thumb turn – Rack bolt



PRODUCT CODES

- FB40
- FB40CP
- FB40SC

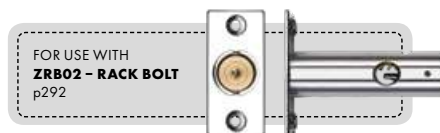
KEY FEATURES

- BS EN 1634-1
- 32 x 20mm turn
- 38mm escutcheon dia.
- For use with rack bolt

STANDARDS



FINISHES AVAILABLE



FBK02CP

FBK03CP



FBK02 / FBK03

Rack bolt keys

PRODUCT CODES

- FBK02
35mm
- FBK03
65mm

FINISHES AVAILABLE



VHP / VHC / VLH / ZHS / ZHRB
PRSS / ZSHP / VSP / VSER

Hinges & accessories

A range of hinges including SS304, SS201, concealed bearing, ball bearing and more. The range features standards of up to BS EN 1935 Grade 14.



FEATURED PRODUCT
VHP243S



To maintain compliance with the fire standards for the hinges in this section, it is recommended that you fit these with the relevant intumescent hinge pads which can be found on page 241 & 247.



VHP243PVBZ

VHP243 / VHP243R

Grade 14 high performance hinge

PRODUCT CODES

- VHP243S
- VHP243PS
- VHP243PVD
- VHP243PVBZ

- VHP243RS
- VHP243RP

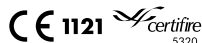
Radius profile

KEY FEATURES

- BS EN 1935 : 2002 Grade 14
- Self lubricating hinge
- Low maintenance hinge
- Up to 160kg door weight
- 102 x 76 x 3mm

4	7	7	1	1	4	0	14
---	---	---	---	---	---	---	----

STANDARDS



FINISHES AVAILABLE



VHP243S



VHP243P



VHP243PVD



VHP243RS



VHP243RP



VHP244

Grade 14 high performance hinge

PRODUCT CODES

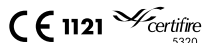
- VHP244S

KEY FEATURES

- BS EN 1935 : 2002 Grade 14
- Self lubricating hinge
- Low maintenance hinge
- Up to 160kg door weight
- 100 x 100 x 3mm

4	7	7	1	1	4	0	14
---	---	---	---	---	---	---	----

STANDARDS



FINISHES AVAILABLE



SS
NEW!



VHC243RPVD



VHC243RP



VHC243S



VHC243RPVDBZ

VHC243 / VHC243R

Grade 14 high performance concealed knuckle hinge

PRODUCT CODES

- VHC243S
- VHC243P
- VHC243PVD
- VHC243PVDBZ

- VHP243RS
- VHP243RP
- VHC243RPVD
- VHC243RPVDBZ


Radius profile

KEY FEATURES

- BS EN 1935 : 2002 Grade 14
- Independently tested to 1,000,000 cycles
- Grade 201 stainless steel
- Self lubricating hinge
- Low maintenance hinge
- Up to 160kg door weight
- 102 x 76 x 3mm

4 7 7 1 1 4 0 1 4

STANDARDS



FINISHES AVAILABLE



SS PS PVD PVDBZ
NEW! NEW! NEW! NEW!



VHC243HTRS

Grade 14 high performance anti-ligature hinge

PRODUCT CODES

- VHC243HTRS

KEY FEATURES

- BS EN 1935 : 2002 Grade 14
- TS001 : 2013
- Independently tested to 1,000,000 cycles
- Grade 201 stainless steel
- Self lubricating hinge
- Low maintenance hinge
- Up to 160kg door weight
- 102 x 76 x 3mm

4 7 7 1 1 4 0 1 4

STANDARDS



FINISHES AVAILABLE

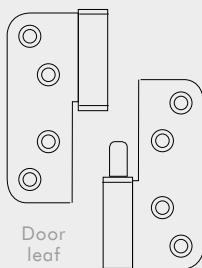


SS
NEW!

LIFT-OFF HINGE HANDING GUIDE

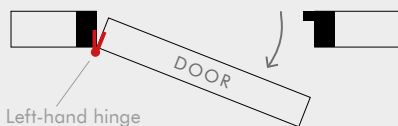
LEFT HAND LIFT OFF

- Stand **facing the door**
- The door **must open towards you**
- With the door hinged on the **left**
- Opening the door with your **left hand**



Door leaf

Frame leaf

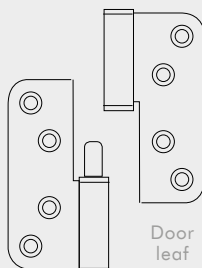


Left-hand hinge



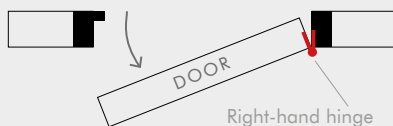
RIGHT HAND LIFT OFF

- Stand **facing the door**
- The door **must open towards you**
- With the door hinged on the **right**
- Opening the door with your **right hand**



Door leaf

Frame leaf



Right-hand hinge





VLHL243RS
Left handed

VLHL243R / VLHR243R

Grade 11 lift-off hinge

PRODUCT CODES


- VLHL243RS
Left handed
- VLHR243RS
Right handed

KEY FEATURES

- BS EN 1935 : 2002 Grade 11
- Stainless steel
- Left & right handed available
- Standard Zoo fitting template
- 102 x 76 x 3mm

3 7 4 1 1 4 0 1 1

STANDARDS




FINISHES AVAILABLE



SS

LIFT-OFF HINGE HANDING GUIDE – PAGE 297



VSLHR43REB
Right handed

VSLHL43R / VSLHR43R

Grade 11 lift-off hinge

PRODUCT CODES

- VSLHL43RCP
- VSLHL43REB
- VSLHL43RSC
Left handed
- VSLHR43RCP
- VSLHR43REB
- VSLHR43RSC
Right handed

KEY FEATURES

- BS EN 1935 : 2002 Grade 11
- Mild steel
- Left & right handed available
- Standard Zoo fitting template
- 102 x 76 x 3mm

3 7 4 1 1 4 0 1 1

STANDARDS



FINISHES AVAILABLE



EB CP SC



ZHSS7667R

Grade 11 ball bearing hinge

PRODUCT CODES

- ZHSS7667RSS

KEY FEATURES

- BS EN 1935 : 2002 Grade 11
- 76 x 67 x 2.5mm

3	7	4	1	1	4	0	1	1
---	---	---	---	---	---	---	---	---

STANDARDS



FINISHES AVAILABLE



SS



ZHSS43RPS

ZHSS43 / ZHSS43R

Grade 13 ball bearing hinge

PRODUCT CODES

- ZHSS43SS
- ZHSS43PS
- ZHSS43RPS

Radius profile

KEY FEATURES

- BS EN 1935 : 2002 Grade 13
- Grade 304 stainless steel
- Available in square and radius
- 102 x 76 x 3mm

4	7	6	1	1	5	0	1	3
---	---	---	---	---	---	---	---	---

STANDARDS



FINISHES AVAILABLE



SS PS



ZHSS243PCB

ZHSS243 / ZHSS243R

Grade 13 ball bearing hinge

PRODUCT CODES

- ZHSS243SS
- ZHSS243PS
- ZHSS243PVD
- ZHSS243PCB
- ZHSS243RSS
- ZHSS243RPS
- ZHSS243RPVD

Radius profile

KEY FEATURES


- BS EN 1935 : 2002 Grade 13
- Grade 201 stainless steel
- 102 x 76 x 3mm

4	7	6	1	1	4	0	13
---	---	---	---	---	---	---	----

STANDARDS



FINISHES AVAILABLE



ZHSS243SS



ZHSS243PS




ZHSS243PVD



ZHSS243RSS



ZHSS243RPS



ZHSS243RPVD



ZHSS243SS

ZHSS243-3

Grade 13 ball bearing hinge – Pair & a half

PRODUCT CODES

- ZHSS243SS3
- ZHSS243PS3
- ZHSS243PVD3
- ZHSS243RPVD

Radius profile

KEY FEATURES

- BS EN 1935 : 2002 Grade 13
- Grade 201 stainless steel
- 102 x 76 x 3mm

4	7	6	1	1	4	0	13
---	---	---	---	---	---	---	----

STANDARDS



FINISHES AVAILABLE



ZHS



ZHSS232PVD

ZHSS232

Stainless steel door hinge

PRODUCT CODES

- ZHSS232SS
- ZHSS232PS
- ZHSS232PVD

KEY FEATURES

- Grade 201 stainless steel
- 76 x 50 x 2mm

FINISHES AVAILABLE



SS PS PVD



ZHSSDB243 / ZHSSDB243R

Dog bolt or security door hinge

PRODUCT CODES

- ZHSSDB243SS
 - ZHSSDB243RSS
- Radius profile

KEY FEATURES

- BS EN 1935 : 2002 Grade 13
- Grade 201 stainless steel
- 102 x 76 x 3mm

4	7	6	1	1	4	1	13
---	---	---	---	---	---	---	----

STANDARDS



CE 1121



FINISHES AVAILABLE



SS



ZHSS244PS

ZHSS244

Grade 13 ball bearing hinge

PRODUCT CODES

- ZHSS244SS
- ZHSS244PS
- ZHSS244PVD

KEY FEATURES

- BS EN 1935 : 2002 Grade 13
- Grade 201 stainless steel
- 102 x 102 x 3mm

4	7	6	1	1	4	0	13
---	---	---	---	---	---	---	----

STANDARDS



CE 1121



FINISHES AVAILABLE



SS PS PVD



ZHSSW232

SS201 – Washered hinge

PRODUCT CODES

- ZHSSW232SS
- ZHSSW232PS

KEY FEATURES

- Grade 201 stainless steel
- 76 x 50 x 2mm

FINISHES AVAILABLE



SS PS



ZHSSW243 / ZHSSW243R

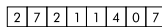
SS201 – Washered hinge

PRODUCT CODES

- ZHSSW243SS
 - ZHSSW243PS
 - ZHSSW243RS
 - ZHSSW243RP
- Radius profile

KEY FEATURES

- BS EN 1935 : 2002 Grade 7
- Grade 201 stainless steel
- 102 x 76 x 2mm



STANDARDS



CE 1121

FINISHES AVAILABLE



SS PS



ZHSS352

Slim knuckle bearing hinge

PRODUCT CODES

- ZHSS352SS
- ZHSS352PS
- ZHSS352PVD
- ZHSS352PVDPN*
- ZHSS352PVDSN*

FINISHES AVAILABLE



KEY FEATURES

- Grade 201 stainless steel
- 76 x 52 x 1.5mm

* **COMING LATE 2019** – Please contact one of our friendly sales team to find out when this new finish will be in stock.



ZHSS63

Slim knuckle bearing hinge

PRODUCT CODES

- ZHSS63SS
- ZHSS63PS
- ZHSS63PVD
- ZHSS63PVDPN*
- ZHSS63PVDSN*

FINISHES AVAILABLE



KEY FEATURES

- Grade 201 stainless steel
- 102 x 63 x 2.5mm

* **COMING LATE 2019** – Please contact one of our friendly sales team to find out when this new finish will be in stock.



ZHS32FB



ZHS32

Steel door hinge

PRODUCT CODES

- ZHS32EB
- ZHS32CP
- ZHS32SC
- ZHS32FB
- ZHS32PCB
- ZHS32SN*

FINISHES AVAILABLE



KEY FEATURES

- 76 x 50 x 2mm

* **COMING LATE 2019** – Please contact one of our friendly sales team to find out when this new finish will be in stock.



ZHS43RSC



ZHS43

Grade 11 Mild steel ball bearing hinge

PRODUCT CODES

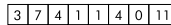
- ZHS43EB
- ZHS43CP
- ZHS43SC
- ZHS43FB
- ZHS43PCB
- ZHS43SN*
- ZHS43REB*
- ZHS43RCP*
- ZHS43RSC*
- ZHS43RFB*
- ZHS43RPCB*

STANDARDS



KEY FEATURES


- BS EN 1935 : 2002 Grade 11
- Grade 201 stainless steel
- 102 x 76 x 3mm



FINISHES AVAILABLE



* **COMING LATE 2019** – Please contact one of our friendly sales team to find out when this new finish will be in stock.



ZHS43EB



ZHS43RCP



ZHS43FB



ZHS43RPCB



ZHS43SN*



ZHRBL243SS – Left hand

ZHRBL243 / ZHRBR243

Rising butt hinge

PRODUCT CODES

- ZHRBL243SS
- ZHRBR243SS

KEY FEATURES

- Grade 201 stainless steel
- 102 x 76 x 2.5mm
- 10 year mechanical guarantee

STANDARDS



FINISHES AVAILABLE

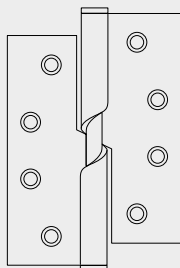


SS

RIISING BUTT HINGE HANDING GUIDE


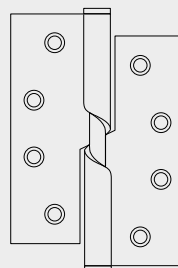
LEFT HAND RISING BUTT

- Stand **facing the door**
- The door **must open away from you**
- With the door hinged on the **left**



RIGHT HAND RISING BUTT

- Stand **facing the door**
- The door **must open away from you**
- With the door hinged on the **right**





PRSS243SS

PRSS243 / PRSS243-3

Double ball bearing hinge

PRODUCT CODES

- PRSS243SS
- PRSS243PS

- PRSS243S3
- PRSS243P3

Pair and a half

KEY FEATURES

- BS EN 1935 : 2002 Grade 13
- Grade 201 stainless steel
- 102 x 76 x 3mm

4	7	6	1	1	4	0	13
---	---	---	---	---	---	---	----

STANDARDS



FINISHES AVAILABLE



SS PS



ZSHPC

ZSHP

Spring hinge plus slave pack

PRODUCT CODES

- ZSHPCP
- ZSHPC

KEY FEATURES

- 2 spring + 1 unsprung hinge
- 3.5" x 3.5" x 2.5mm

FINISHES AVAILABLE



CP SC



VSPS01

Square pivot hinge set

PRODUCT CODES

- VSPS01

KEY FEATURES

- Grade 304 stainless steel
- Designed to allow the door to open outwards in the case of an emergency
- Use with VSER01 – Pivot emergency release door stop
- Maximum door weight 80kg

FINISHES AVAILABLE



VSER01

Pivot emergency release door stop

PRODUCT CODES

- VSER01

KEY FEATURES

- Grade 304 stainless steel
- Designed to allow the door to open outwards in the case of an emergency
- Use with VSPS01 – Square pivot hinge set

FINISHES AVAILABLE



A BRIEF GUIDE TO HINGES

FACTORS TO CONSIDER

- Is it a fire, smoke or emergency escape door?
- The size and weight of the door?
- Is it an internal or external door; is it near the coast or in a swimming pool?
- Is it to be used in an office environment with minimal use or for higher volume traffic such as a hospital, school or shopping centre?
- Is there any other door hardware to be fitted that may affect performance (ie door closer, door stops).

FORCES OPERATING ON A DOOR

There are two main forces that the hinge has to cope with. The vertical load; and, as hinged doors are side-hung, the horizontal or lateral load.

- The **vertical load** is a direct result of the gross door weight.
- The **horizontal load** is created by:
 - The door weight
 - The door height to width ratio
 - Where the hinges are positioned.

The wider the door is in relation to its height, the greater the side load that the hinges and their fixings have to support.

ADJUSTED DOOR WEIGHT

Hinge specification is also determined by the adjusted door weight. We recommend wherever possible to refer to the actual weight supplied by the door manufacturer.

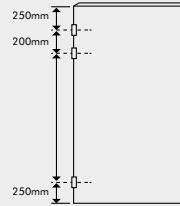
Adjusted door weight calculation table			
Actual door weight	Doors of excess width, please refer to Side Loading Calculation table		= Adjusted door weight
	Door Closer	+20%	
	Door Closer (backcheck)	+75%	
	Extra Heavy Use Light Use	+10% -10%	

LOCATING THE HINGES

- It is usual for at least three hinges to be fitted on doors; their positioning is determined by the size, weight and construction of the door and its intended use.
- The most common fixing positions are shown here:

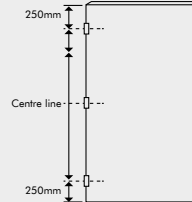
• Fig.1 STANDARD DOORS

The standard positioning when fitting three hinges to a door. This gives the most effective load bearing capability.



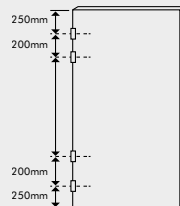
• Fig.2 LIGHTWEIGHT DOORS

Three hinges may be fitted as shown. On doors subject to warping (such as glazed doors), fit a third hinge at the centre of the door.



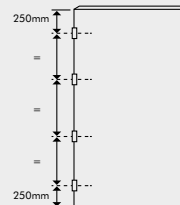
• Fig.3 HEAVY DOORS

When load bearing is the prime consideration, fit four hinges as shown.



• Fig.4 TALL DOORS (OVER 2100MM)

On all door or those which are particularly subject to warping (such as glazed doors) fit four hinges equally spaced, as shown.



HINGES FOR USE WITH DOORS OF EXCESS WIDTHS

Wider doors obviously increase the pressure and bending moment exerted on the hinge. This must be allowed for by reduction in the maximum mass of the door leaf supported by each grade of hinge.

The factors by which the door mass has to be adjusted for excessive widths of door are calculated by dividing the door height by its width. For a factor of 2 or greater, no allowance has to be made. When the factor is less than 2, the door mass has to be increased by the value required to bring the factor to 2 expressed as a percentage. These percentages are shown in the side loading calculations table shown here.

SIDE LOADING CALCULATIONS			
Door Size		Factor	Normal increase of mass of door leaf %
Door Height mm	Door Width mm		
2000	1000	2.0	0
2000	1050	1.9	10
2000	1100	1.82	18
2000	1150	1.74	26
2000	1200	1.66	33
2000	1250	1.6	40

ADDITIONAL ACCESSORIES

- SPS01 Spare screw pack to suit ZHS43EB – No.10 x 32mm (8 pack)
- SPS02 Spare screw pack to suit ZHS43CP – No.10 x 32mm (8 pack)
- SPS03 Spare screw pack to suit ZHS43FB – No.10 x 32mm (8 pack)
- SPS04 Spare screw pack to suit ZHS43PCB – No.10 x 32mm (8 pack)
- SPS05 Spare screw pack to suit ZHS43SC – No.10 x 32mm (8 pack)
- SPS06 Spare screw pack to suit ZHS32EB – No.10 x 32mm (6 pack)
- SPS07 Spare screw pack to suit ZHS32CP – No.8 x 25mm (6 pack)
- SPS08 Spare screw pack to suit ZHS32FB – No.8 x 25mm (6 pack)
- SPS09 Spare screw pack to suit ZHS32PCB – No.8 x 25mm (6 pack)
- SPS10 Spare screw pack to suit ZHS32SC – No.8 x 25mm (6 pack)
- SPS12 Spare screw pack to suit ZHSS232S – No.8 x 25mm (6 pack)
- SPS13 Spare screw pack to suit ZHSS243/43 inc washers – No.10 x 32mm (pack of 16)
- SPS14 Spare screw pack to suit ZHSS243PVD – No.10 x 32mm (8 pack)
- SPS15 Spare screw pack to suit ZHSS243P – No.10 x 32mm (8 pack)

A range which comprises of single, double & turn cylinders with euro & oval bodies. Keyed to differ, keyed alike or master keyed versions are available.



Break-off system

Adjustable CAM



FEATURED PRODUCT
V5EP45SCE

DID YOU KNOW ...

WE OFFER OUR OWN BESPOKE IN-HOUSE CYLINDER KEYING SERVICE? SEE PAGES 324-325 FOR MORE DETAILS.



V5EP45SPB



V5EP45SPC

V5EP40S – 70S

Euro single cylinders

PRODUCT CODES

- V5EP40SPB
- V5EP40SPC
- V5EP40SSC
- V5EP45SPB
- V5EP45SPC
- V5EP45SSC
- V5EP45SBK
- V5EP50SPB
- V5EP50SPC
- V5EP50SSC
- V5EP55SPB
- V5EP55SPC
- V5EP55SSC
- V5EP60SPB
- V5EP60SPC
- V5EP60SSC
- V5EP65SPB
- V5EP65SPC
- V5EP65SSC
- V5EP70SPB
- V5EP70SPC
- V5EP70SSC

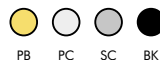
STANDARDS



KEY FEATURES

- BS EN 1303
- BS EN 1634-1
- Anti-drill cylinder
- Anti-pick cylinder
- Break-off system
- Adjustable cam
- Available as:
 - Body only
 - Key to differ (E)
 - Keyed alike (KA)
 - Master keyed (MK)

FINISHES AVAILABLE



V5EP80DSC



V5EP80DBK

V5EP60D – 100D

Euro double cylinders

PRODUCT CODES

- V5EP60DPB
- V5EP60DPC
- V5EP60DSC
- V5EP60DBK
- V5EP70DPB
- V5EP70DPC
- V5EP70DSC
- V5EP70DBK
- V5EP80DPB
- V5EP80DPC
- V5EP80DSC
- V5EP80DBK
- V5EP90DPB
- V5EP90DPC
- V5EP90DSC
- V5EP90DBK
- V5EP100DPB
- V5EP100DPC
- V5EP100DSC
- V5EP100DBK

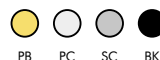
STANDARDS



KEY FEATURES

- BS EN 1303
- BS EN 1634-1
- Anti-drill cylinder
- Anti-pick cylinder
- Break-off system
- Available as:
 - Body only
 - Key to differ (E)
 - Keyed alike (KA)
 - Master keyed (MK)

FINISHES AVAILABLE



V5EP3040D – 4555D

Euro double offset cylinders



V5EP3545DPB



V5EP3555DSC



V5EP4060DPC

PRODUCT CODES

- V5EP3040DPB
- V5EP3040DPC
- V5EP3040DSC
- V5EP3050DPB
- V5EP3050DPC
- V5EP3050DSC
- V5EP3070DPB
- V5EP3070DPC
- V5EP3070DSC
- V5EP3540DPB
- V5EP3540DPC
- V5EP3540DSC
- V5EP3545DPB
- V5EP3545DPC
- V5EP3545DSC
- V5EP3550DPB
- V5EP3550DPC
- V5EP3550DSC
- V5EP3555DPB
- V5EP3555DPC
- V5EP3555DSC
- V5EP4045DPB
- V5EP4045DPC
- V5EP4045DSC
- V5EP4050DPB
- V5EP4050DPC
- V5EP4050DSC
- V5EP4055DPB
- V5EP4055DPC
- V5EP4055DSC
- V5EP4060DPB
- V5EP4060DPC
- V5EP4060DSC
- V5EP4550DPB
- V5EP4550DPC
- V5EP4550DSC
- V5EP4555DPB
- V5EP4555DPC
- V5EP4555DSC

STANDARDS



KEY FEATURES

- BS EN 1303
- BS EN 1634-1
- Anti-drill cylinder
- Anti-pick cylinder
- Break-off system
- Available as:
 - Body only
 - Key to differ (E)
 - Keyed alike (KA)
 - Master keyed (MK)

FINISHES AVAILABLE



PB PC SC



V5EP70CTBK

V5EP60CT – 100CT

Euro cylinder & turns

PRODUCT CODES

- V5EP60CTPB
- V5EP60CTPC
- V5EP60CTSC
- V5EP60CTBK
- V5EP70CTPB
- V5EP70CTPC
- V5EP70CTSC
- V5EP70CTBK
- V5EP80CTPB
- V5EP80CTPC
- V5EP80CTSC
- V5EP80CTBK
- V5EP90CTPB
- V5EP90CTPC
- V5EP90CTSC
- V5EP90CTBK
- V5EP100CTPB
- V5EP100CTPC
- V5EP100CTSC
- V5EP100CTBK

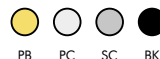
STANDARDS



KEY FEATURES

- BS EN 1303
- BS EN 1634-1
- Anti-drill cylinder
- Anti-pick cylinder
- Break-off system
- Available as:
 - Body only
 - Key to differ (E)
 - Keyed alike (KA)
 - Master keyed (MK)

FINISHES AVAILABLE



PB PC SC BK



V5EP70CBLSC

V5EP70CBL

70mm euro turn & coin release bathroom cylinder

PRODUCT CODES

- V5EP70CBLPB
- V5EP70CBLPC
- V5EP70CBLSC

STANDARDS



KEY FEATURES

- BS EN 1303
- BS EN 1634-1
- Anti-drill cylinder
- Anti-pick cylinder
- Break-off system

FINISHES AVAILABLE



PB PC SC



V5EP40STPB

V5EP40ST – 55ST

Euro single – turn only

PRODUCT CODES

- V5EP40STPB
- V5EP40STPC
- V5EP40STSC
- V5EP45STPB
- V5EP45STPC
- V5EP45STSC
- V5EP50STPB
- V5EP50STPC
- V5EP50STSC
- V5EP55STPB
- V5EP55STPC
- V5EP55STSC

STANDARDS



KEY FEATURES

- BS EN 1634-1

FINISHES AVAILABLE



PB PC SC

V5EP60TT – 80TT

Euro double turn cylinders



V5EP70TTSC

PRODUCT CODES

- V5EP60TTPB
- V5EP60TTPC
- V5EP60TTSC
- V5EP70TTPB
- V5EP70TTPC
- V5EP70TTSC
- V5EP80TTPB
- V5EP80TTPC
- V5EP80TTSC

STANDARDS



KEY FEATURES

- BS EN 1634-1

FINISHES AVAILABLE



PB PC SC

V5EP3545CT – 6040CT

Euro offset cylinder & turns



V5EP4535CTSC



V5EP4555CTPC

PRODUCT CODES

- V5EP3040CTPB
- V5EP3040CTPC
- V5EP3040CTSC
- V5EP3050CTPB
- V5EP3050CTPC
- V5EP3050CTSC
- V5EP3070CTPB
- V5EP3070CTPC
- V5EP3070CTSC
- V5EP3540CTPB
- V5EP3540CTPC
- V5EP3540CTSC
- V5EP3545CTPB
- V5EP3545CTPC
- V5EP3545CTSC
- V5EP3555CTPB
- V5EP3555CTPC
- V5EP3555CTSC
- V5EP4030CTPB
- V5EP4030CTPC
- V5EP4030CTSC
- V5EP4035CTPB
- V5EP4035CTPC
- V5EP4035CTSC
- V5EP4045CTPB
- V5EP4045CTPC
- V5EP4045CTSC
- V5EP4050CTPB
- V5EP4050CTPC
- V5EP4050CTSC
- V5EP4060CTPB
- V5EP4060CTPC
- V5EP4060CTSC
- V5EP4535CTPB
- V5EP4535CTPC
- V5EP4535CTSC
- V5EP4540CTPB
- V5EP4540CTPC
- V5EP4540CTSC
- V5EP4555CTPB
- V5EP4555CTPC
- V5EP4555CTSC

PRODUCT CODES

- V5EP5030CTPB
- V5EP5030CTPC
- V5EP5030CTSC
- V5EP5040CTPB
- V5EP5040CTPC
- V5EP5040CTSC
- V5EP5545CTPB
- V5EP5545CTPC
- V5EP5545CTSC
- V5EP6040CTPB
- V5EP6040CTPC
- V5EP6040CTSC
- V5EP7030CTPB
- V5EP7030CTPC
- V5EP7030CTSC

STANDARDS



KEY FEATURES

- BS EN 1303
- BS EN 1634-1
- Anti-drill cylinder
- Anti-pick cylinder
- Break-off system
- Available as:
 - Body only
 - Key to differ (E)
 - Keyed alike (KA)
 - Master keyed (MK)

FINISHES AVAILABLE





V5EPCR80PC

V5EPCR70 – CR80

Euro classroom cylinder & turns

PRODUCT CODES

- V5EPCR70PB
- V5EPCR70PC
- V5EPCR70SC
- V5EPCR80PB
- V5EPCR80PC
- V5EPCR80SC

STANDARDS



KEY FEATURES

- BS EN 1303
- BS EN 1634-1
- Anti-drill cylinder
- Anti-pick cylinder
- Break-off system

FINISHES AVAILABLE



PB PC SC



V5RMC20PC

V5RMC20 / V5TRC20

Rim & threaded rim cylinder bodies

PRODUCT CODES

- V5RMC20PB
- V5RMC20PC
- V5RMC20SC
- V5RMC20BK
- Rim cylinder
- V5TRC20PB
- V5TRC20PC
- V5TRC20SC
- Threaded cylinder

STANDARDS



KEY FEATURES

- BS EN 1303
- BS EN 1634-1
- Anti-drill cylinder
- Anti-pick cylinder
- Available as:
 - Body only
 - Key to differ (E)
 - Keyed alike (KA)
 - Master keyed (MK)

FINISHES AVAILABLE



PB PC SC BK

V5EP – MK1

Stock suite – Master system 1



V5EP80DPBMK1

PRODUCT CODES

- V5EP45SPBMK1
- V5EP45SPCMK1
- V5EP45SSCMK1
- V5EP60DPBMK1
- V5EP60DPCMK1
- V5EP60DSCMK1
- V5EP70DPBMK1
- V5EP70DPCMK1
- V5EP70DSCMK1
- V5EP80DPBMK1
- V5EP80DPCMK1
- V5EP80DSCMK1
- V5EP60CTPBMK1
- V5EP60CTPCMK1
- V5EP60CTSCMK1
- V5EP70CTPBMK1
- V5EP70CTPCMK1
- V5EP70CTSCMK1
- V5EP80CTPBMK1
- V5EP80CTPCMK1
- V5EP80CTSCMK1
- V5RMC20PBMK1
- V5RMC20PCMK1
- V5RMC20SCMK1

STANDARDS



KEY FEATURES

- BS EN 1303
- BS EN 1634-1
- Anti-drill cylinder
- Anti-pick cylinder
- Break-off system
- Stamped for ease of re-ordering

FINISHES AVAILABLE



PB PC SC

V5EP – MK2

Stock suite – Master system 2



V5EP80CTSCMK2

PRODUCT CODES

- V5EP45SSCMK2
- V5EP60DSCMK2
- V5EP70DSCMK2
- V5EP80DSCMK2
- V5EP60CTSCMK2
- V5EP70CTSCMK2
- V5EP80CTSCMK2
- V5RMC20SCMK2

STANDARDS



KEY FEATURES

- BS EN 1303
- BS EN 1634-1
- Anti-drill cylinder
- Anti-pick cylinder
- Break-off system
- Stamped for ease of re-ordering

FINISHES AVAILABLE



SC

V5



V5EP80DPCKA11

V5EP – KA11

Stock suite – Keyed alike cylinders

PRODUCT CODES

- V5EP40SSCKA11
- V5EP45SPBKA11
- V5EP45SPCKA11
- V5EP45SSCKA11
- V5EP60DPBKA11
- V5EP60DPCKA11
- V5EP60DSCKA11
- V5EP70DPBKA11
- V5EP70DPCKA11
- V5EP70DSCKA11
- V5EP80DPBKA11
- V5EP80DPCKA11
- V5EP80DSCKA11
- V5EP60CTPBKA11
- V5EP60CTPCKA11
- V5EP60CTSCKA11
- V5EP70CTPBKA11
- V5EP70CTPCKA11
- V5EP70CTSCKA11
- V5EP80CTPBKA11
- V5EP80CTPCKA11
- V5EP80CTSCKA11
- V5RMC20PBKA11
- V5RMC20PCKA11
- V5RMC20SCKA11
- V5RTC20SCKA11

STANDARDS



KEY FEATURES

- BS EN 1303
- BS EN 1634-1
- Anti-drill cylinder
- Anti-pick cylinder
- Break-off system

FINISHES AVAILABLE



PB PC SC

ADDITIONAL ACCESSORIES

- V51000 Bottom pin no. 0 (1000 pcs)
- V51001 Bottom pin no. 1 (1000 pcs)
- V51002 Bottom pin no. 2 (1000 pcs)
- V51003 Bottom pin no. 3 (1000 pcs)
- V51004 Bottom pin no. 4 (1000 pcs)
- V51005 Bottom pin no. 5 (1000 pcs)
- V51006 Bottom pin no. 6 (1000 pcs)
- V51007 Bottom pin no. 7 (1000 pcs)
- V51020 Master pin no. 2 (1000 pcs)
- V51030 Master pin no. 3 (1000 pcs)
- V51040 Master pin no. 4 (1000 pcs)
- V51050 Master pin no. 5 (1000 pcs)
- V51060 Master pin no. 6 (1000 pcs)
- V51070 Master pin no. 7 (1000 pcs)
- V51080 Master pin no. 8 (1000 pcs)
- V51100 Springs (1000 pcs)
- V51200 Grub screw (1000 pcs)
- V51300 Grub screw rim (1000 pcs)
- V51400 Small top pin (1000 pcs)
- V51500 Large top pin (1000 pcs)
- V51600 Mushroom pin (1000 pcs)



DLTPC



DTPB



STSC



OLDSTSC

ACCESSORIES

To suit all V5EP and V5OP products

DLT

Disabled large turn to suit cylinder

PRODUCT CODES

- DLTPB
- DLTPC
- DLTSC

DT

Designer turn to suit cylinder

PRODUCT CODES

- DTPB
- DTPC
- DTSC

ST

Standard turn to suit cylinder

PRODUCT CODES

- STPB
- STPC
- STSC

OLDST

Standard turn to suit cylinder

PRODUCT CODES

- OLDSTPB
- OLDSTPC
- OLDSTSC

FINISHES AVAILABLE



PB PC SC



V5DK

ACCESSORIES

To suit all V5EP and V5OP products

V5MK

Master key & sub master key

PRODUCT CODES

- V5MK
- V5MK1 – (To suit MK1 stock suite – master key only)
- V5MK2 – (To suit MK2 stock suite – master key only)

V5DK

Differ key

PRODUCT CODES

- V5DK



V5KB

V5KB

5 pin square key blanks

PRODUCT CODES

- V5KB

V51700

Cylinder retaining screws

PRODUCT CODES

- V51700EB – 64mm
- V51700NP – 64mm



V5KR

V5KR

Key rings (per 100 No.)

PRODUCT CODES

- V5KR



V5OP45SPB

V5OP45S

45mm oval single

PRODUCT CODES

- V5OP40SPB
- V5OP40SSC
- V5OP45SPB
- V5OP45SSC



V5OP60DSC

V5OP60D / 70D / 80D

60, 70 & 80mm oval double

PRODUCT CODES

- V5OP60DPB
- V5OP60DSC
- V5OP70DPB
- V5OP70DSC
- V5OP80DPB
- V5OP80DSC



V5OP60CTSC

V5OP60CT / 70CT / 80CT

60, 70 & 80mm oval cylinder & turns

PRODUCT CODES

- V5OP60CTPB
- V5OP60CTSC
- V5OP70CTPB
- V5OP70CTSC
- V5OP80CTPB
- V5OP80CTSC

KEY FEATURES

- BS EN 1303
- BS EN 1634-1
- Anti-drill cylinder
- Anti-pick cylinder

STANDARDS



FINISHES AVAILABLE



PB SC



V5OPSOI-31SC

V5OPSOI-31

31mm Scandinavian oval cylinder (inner)

PRODUCT CODES

- V5OPSOI-31PB
- V5OPSOI-31SC



V5OPSOO-31PB

V5OPSOO-31

31mm Scandinavian oval cylinder (outer)

PRODUCT CODES

- V5OPSOO-31PB
- V5OPSOO-31SC

KEY FEATURES

- BS EN 1303
- BS EN 1634-1
- Anti-drill cylinder
- Anti-pick cylinder

STANDARDS



FINISHES AVAILABLE





BESPOKE CYLINDER KEYING SERVICE

MASTER KEY SYSTEMS CAN BE BUILT BESPOKE
AS PER BUILDING REQUIREMENTS FROM
EXCEL FILES, FLOOR PLANS OR SITE SURVEYS

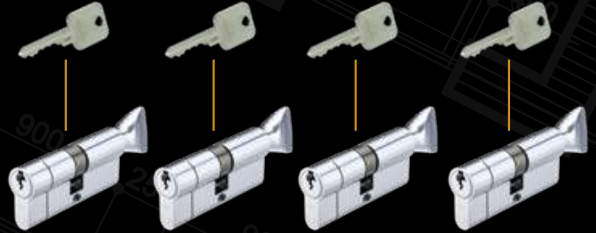


GET IN TOUCH WITH OUR DEDICATED CYLINDERS TEAM TO DISCUSS
YOUR BESPOKE REQUIREMENTS CALL: **01228 673501** OR
EMAIL: **CYLINDERSALES@ZOO-HARDWARE.CO.UK**

OUR BESPOKE CYLINDER KEYING SERVICE OFFERS THE FOLLOWING KEYING SYSTEMS TO SUIT YOUR REQUIREMENTS:

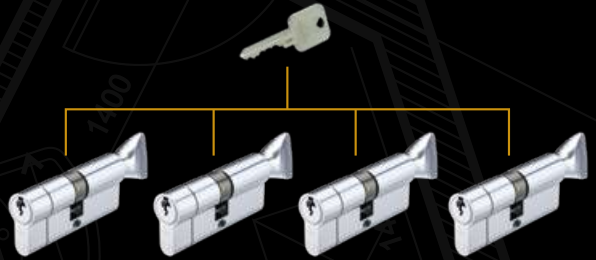
KEYED TO DIFFER

EACH LOCK IS OPENED BY ITS OWN UNIQUE KEY, WHICH DOES NOT OPEN ANY OTHER LOCK.



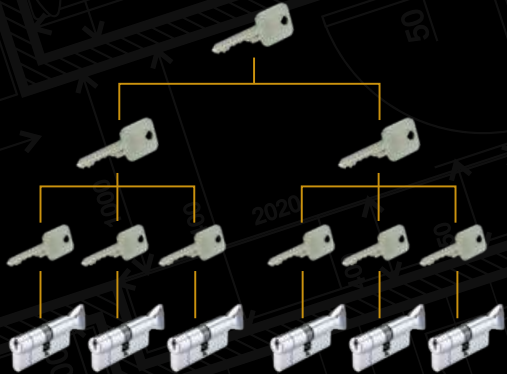
KEYED ALIKE

ALL CYLINDERS IN THE SET ARE OPENED BY THE SAME KEY, THIS OPTION PROVIDES SAME KEY CONVENIENCE AND ELIMINATES THE NEED FOR MULTIPLE KEYS WHERE NUMEROUS CYLINDERS ARE USED.




UNDER MASTER KEY

WHERE ALL CYLINDER LOCKS ARE OPENED BY A SINGLE MASTER KEY THEN EACH OF THE CYLINDER LOCKS ARE OPENED BY THEIR OWN KEY, OFTEN REFERRED TO AS THE SLAVE, CHANGE OR DIFFER KEYS.



The V10 is a range of restricted 10-pin cylinders certified with the BS EN 1303 Cylinder security grade 2. Available in a wide range of sizes, styles and functions, these cylinders are suitable for both domestic and commercial use.



FEATURED PRODUCT
V10EP46SPC

DID YOU KNOW ...

WE OFFER OUR OWN BESPOKE IN-HOUSE CYLINDER KEYING SERVICE? SEE PAGES 324-325 FOR MORE DETAILS.

V10EP42S – 55S

V10 euro single cylinders



V10EP46SPC

PRODUCT CODES

- V10EP42SPB
- V10EP42SPC
- V10EP42SSC
- V10EP46SPB
- V10EP46SPC
- V10EP46SSC
- V10EP50SPB
- V10EP50SPC
- V10EP50SSC
- V10EP55SPB
- V10EP55SPC
- V10EP55SSC

STANDARDS



KEY FEATURES

- BS EN 1303
- Anti-drill cylinder
- Anti-pick cylinder
- Adjustable cam
- Available as:
 - Body only
 - Key to differ (E)
 - Keyed alike (KA)
 - Master keyed (MK)
- Stamped for ease of re-ordering

FINISHES AVAILABLE



V10EP64D – 100D

V10 euro double cylinders



V10EP100DSC

PRODUCT CODES

- V10EP64DPB
- V10EP64DPC
- V10EP64DSC
- V10EP70DPB
- V10EP70DPC
- V10EP70DSC
- V10EP80DPB
- V10EP80DPC
- V10EP80DSC
- V10EP90DPB
- V10EP90DPC
- V10EP90DSC
- V10EP100DPB
- V10EP100DPC
- V10EP100DSC

STANDARDS



KEY FEATURES

- BS EN 1303
- Anti-drill cylinder
- Anti-pick cylinder
- Available as:
 - Body only
 - Key to differ (E)
 - Keyed alike (KA)
 - Master keyed (MK)
- Stamped for ease of re-ordering

FINISHES AVAILABLE





V10EP3240DPC



V10EP3240DPB

V10EP3270D – 4555D

V10 euro double offset cylinders

PRODUCT CODES

- V10EP3240DPB
- V10EP3240DPC
- V10EP3240DSC
- V10EP3250DPB
- V10EP3250DPC
- V10EP3250DSC
- V10EP3270DPB
- V10EP3270DPC
- V10EP3270DSC
- V10EP3540DPB
- V10EP3540DPC
- V10EP3540DSC
- V10EP3545DPB
- V10EP3545DPC
- V10EP3545DSC
- V10EP3550DPB
- V10EP3550DPC
- V10EP3550DSC
- V10EP3555DPB
- V10EP3555DPC
- V10EP3555DSC
- V10EP4045DPB
- V10EP4045DPC
- V10EP4045DSC
- V10EP4050DPB
- V10EP4050DPC
- V10EP4050DSC
- V10EP4055DPB
- V10EP4055DPC
- V10EP4055DSC
- V10EP4060DPB
- V10EP4060DPC
- V10EP4060DSC
- V10EP4550DPB
- V10EP4550DPC
- V10EP4550DSC
- V10EP4555DPB
- V10EP4555DPC
- V10EP4555DSC

STANDARDS



KEY FEATURES

- BS EN 1303
- Anti-drill cylinder
- Anti-pick cylinder
- Available as:
 - Body only
 - Key to differ (E)
 - Keyed alike (KA)
 - Master keyed (MK)
- Stamped for ease of re-ordering

FINISHES AVAILABLE



PB PC SC



V10EP70CTSC

V10EP64CT – 100CT

V10 euro cylinder & turn

PRODUCT CODES

- V10EP64CTPB
- V10EP64CTPC
- V10EP64CTSC
- V10EP70CTPB
- V10EP70CTPC
- V10EP70CTSC
- V10EP80CTPB
- V10EP80CTPC
- V10EP80CTSC
- V10EP90CTPB
- V10EP90CTPC
- V10EP90CTSC
- V10EP100CTPB
- V10EP100CTPC
- V10EP100CTSC

STANDARDS



KEY FEATURES

- BS EN 1303
- Anti-drill cylinder
- Anti-pick cylinder
- Available as:
 - Body only
 - Key to differ (E)
 - Keyed alike (KA)
 - Master keyed (MK)
- Stamped for ease of re-ordering

FINISHES AVAILABLE



PB PC SC



V10EP70CRRPB

V10 CLASSROOM CYLINDER & TURN

V10 euro cylinder & turn

PRODUCT CODES

- V10EP70CRRPB
- V10EP70CRRPC
- V10EP70CRRSC
- 70mm (Right)
- V10EP70CRLPB
- V10EP70CRLPC
- V10EP70CRLSC
- 70mm (Left)
- V10EP80CRRPB
- V10EP80CRRPC
- V10EP80CRRSC
- 80mm (Right)
- V10EP80CRLPB
- V10EP80CRLPC
- V10EP80CRLSC
- 80mm (Left)

STANDARDS



KEY FEATURES

- BS EN 1303
- Anti-drill cylinder
- Anti-pick cylinder
- Available as:
 - Body only
 - Key to differ (E)
 - Keyed alike (KA)
 - Master keyed (MK)
- Stamped for ease of re-ordering

FINISHES AVAILABLE



PB PC SC



V10EP5045CTPB



V10EP5045CTPC

V10EP3240CT – 6040CT

V10 euro offset cylinder & turn

PRODUCT CODES

- V10EP3240CTPB
- V10EP3240CTPC
- V10EP3240CTSC
- V10EP3545CTPB
- V10EP3545CTPC
- V10EP3545CTSC
- V10EP4032CTPB
- V10EP4032CTPC
- V10EP4032CTSC
- V10EP4050CTPB
- V10EP4050CTPC
- V10EP4050CTSC
- V10EP4060CTPB
- V10EP4060CTPC
- V10EP4060CTSC
- V10EP4535CTPB
- V10EP4535CTPC
- V10EP4535CTSC
- V10EP4550CTPB
- V10EP4550CTPC
- V10EP4550CTSC
- V10EP4555CTPB
- V10EP4555CTPC
- V10EP4555CTSC
- V10EP5040CTPB
- V10EP5040CTPC
- V10EP5040CTSC
- V10EP5045CTPB
- V10EP5045CTPC
- V10EP5045CTSC
- V10EP5545CTPB
- V10EP5545CTPC
- V10EP5545CTSC
- V10EP6040CTPB
- V10EP6040CTPC
- V10EP6040CTSC

STANDARDS



KEY FEATURES

- BS EN 1303
- Anti-drill cylinder
- Anti-pick cylinder
- Available as:
 - Body only
 - Key to differ (E)
 - Keyed alike (KA)
 - Master keyed (MK)
- Stamped for ease of re-ordering

FINISHES AVAILABLE



PB PC SC



V10RCM20PC

V10RCM20

V10 universal rim cylinder

PRODUCT CODES

- V10RCM20PB
- V10RCM20PC
- V10RCM20SC

KEY FEATURES

- BS EN 1303
- Anti-drill cylinder
- Anti-pick cylinder
- Available as:
 - Body only
 - Key to differ (E)
 - Keyed alike (KA)
 - Master keyed (MK)

STANDARDS



FINISHES AVAILABLE



V10OP42SPB

V10OP42S – 46S

V10 UK oval single cylinder

PRODUCT CODES

- V10OP42SPB
- V10OP42SPC
- V10OP42SSC
- V10OP46SPB
- V10OP46SPC
- V10OP46SSC

KEY FEATURES

- BS EN 1303
- Anti-drill cylinder
- Anti-pick cylinder
- Available as:
 - Body only
 - Key to differ (E)
 - Keyed alike (KA)
 - Master keyed (MK)
- Stamped for ease of re-ordering

STANDARDS



FINISHES AVAILABLE



V10OP64D – 80D

V10 UK oval double cylinder



V10OP64DPB

PRODUCT CODES

- V10OP64DPB
- V10OP64DPC
- V10OP64DSC
- V10OP70DPB
- V10OP70DPC
- V10OP70DSC
- V10OP80DPB
- V10OP80DPC
- V10OP80DSC

FINISHES AVAILABLE



STANDARDS



KEY FEATURES

- BS EN 1303
- Anti-drill cylinder
- Anti-pick cylinder
- Available as:
 - Body only
 - Key to differ (E)
 - Keyed alike (KA)
 - Master keyed (MK)
- Stamped for ease of re-ordering

V10OP64CT – 80CT

V10 UK oval cylinder & turn



V10OP70CTPC

PRODUCT CODES

- V10OP64CTPB
- V10OP64CTPC
- V10OP64CTSC
- V10OP70CTPB
- V10OP70CTPC
- V10OP70CTSC
- V10OP80CTPB
- V10OP80CTPC
- V10OP80CTSC

FINISHES AVAILABLE



STANDARDS



KEY FEATURES

- BS EN 1303
- Anti-drill cylinder
- Anti-pick cylinder
- Available as:
 - Body only
 - Key to differ (E)
 - Keyed alike (KA)
 - Master keyed (MK)
- Stamped for ease of re-ordering



V10OPSOI31PB

V10OPSOI31

31mm Scandinavian oval cylinder (inner)

PRODUCT CODES

- V10OPSOI31PB
- V10OPSOI31SC

V10OPSO31

31mm Scandinavian oval cylinder (outer)

PRODUCT CODES

- V10OPSO31PB
- V10OPSO31SC



V10OPSO31PB

KEY FEATURES

- BS EN 1303
- Anti-drill cylinder
- Anti-pick cylinder
- Available as:
 - Body only
 - Key to differ (E)
 - Keyed alike (KA)
 - Master keyed (MK)

STANDARDS



FINISHES AVAILABLE



PB SC

V10 – KA31

Stock suite – Keyed alike cylinders



V10EP64DPBKA31



V10EP64CTSCKA31

PRODUCT CODES

- V10EP42SPBKA31
- V10EP42SPCKA31
- V10EP42SSCKA31
- V10EP46SPBKA31
- V10EP46SPCKA31
- V10EP46SSCKA31
- V10EP64DPBKA31
- V10EP64DPCKA31
- V10EP64DSCKA31
- V10EP70DPBKA31
- V10EP70DPCKA31
- V10EP70DSCKA31
- V10EP80DPBKA31
- V10EP80DPCKA31
- V10EP80DSCKA31
- V10EP64CTPBKA31
- V10EP64CTPCKA31
- V10EP64CTSCKA31
- V10EP70CTPBKA31
- V10EP70CTPCKA31
- V10EP70CTSCKA31
- V10EP80CTPBKA31
- V10EP80CTPCKA31
- V10EP80CTSCKA31
- V10RMC20PBKA31
- V10RMC20PCKA31
- V10RMC20SCKA31

STANDARDS



KEY FEATURES

- BS EN 1303
- BS EN 1634-1
- Anti-drill cylinder
- Anti-pick cylinder
- Stamped for ease of re-ordering

FINISHES AVAILABLE





DLTPC



DTPB



STSC



OLDSTSC

ACCESSORIES

To suit all V10EP and V10OP products

DLT

Disabled large turn to suit cylinder

PRODUCT CODES

- DLTPB
- DLTPC
- DLTSC

DT

Designer turn to suit cylinder

PRODUCT CODES

- DTPB
- DTPC
- DTSC

ST

Standard turn to suit cylinder

PRODUCT CODES

- STPB
- STPC
- STSC

OLDST

Standard turn to suit cylinder

PRODUCT CODES

- OLDSTPB
- OLDSTPC
- OLDSTSC

FINISHES AVAILABLE



PB PC SC

BS EN 12209 classifies mechanically operated locks, latches and locking plates using an 11 digit coding system.

Each digit refers to a particular feature of the product measured against the standards performance requirements.

Digit 1 – Category of use

Three grades are identified:

- Grade 1: low frequency of use with a high incentive to exercise care and a small chance of misuse, e.g. internal residential doors
- Grade 2: medium frequency of use by people with some incentive to exercise care but where there is some chance of misuse, e.g. internal office doors
- Grade 3: high frequency of use by public or others with little incentive to exercise care and with a high chance of misuse, e.g. public doors

Digit 2 – Durability

Twelve grades are identified with maximum figures for deadbolt and snib operation, and latch bolt operation with and without side load.

Digit 3 – Door mass and closing force

Nine grades are identified with maximum figures for closing force at various door masses. Note: Closing force is from a standing start: i.e. fully extended latch bolt in contact with striking plate at start of test.

Digit 4 – Fire resistance

Two grades are identified:

- Grade 0: not approved for use on fire/smoke door assemblies
- Grade 1: suitable for use on fire/smoke door assemblies tested to BS EN 1634-1 etc

Digit 5 – Safety (N/A)

Digit 6 – Corrosion resistance

Eight grades are identified neutral salt-spray with and without temperature resistance

Digit 7 – Security

Seven grades are identified with maximum figures relating to physical attack, with or without drilling.

Digit 8 – Field of door application

Fifteen grades are identified for differing applications - hinged or sliding doors with rim or mortice locks with either keyless egress from inside or key locking from both sides. The grading determines which application is appropriate. In addition, there is a requirement that lock/latch should not be removable from outside or, for grades K to R, from inside using "standard" tools. Grades H and P require support for the lock case when installed.

Digit 9 – Type of key operation and locking

Nine grades are identified for differing types of key operation. The grading determines how the lock is assessed for deadlocking. There is a maximum key torque operating requirement of 1.5Nm and a minimum key strength requirement of 2.5Nm.

Digit 10 – Type of spindle operation

Five grades are identified:

- Grade 0: lock without follower
- Grade 1: lock with sprung lever or knob
- Grade 2: lock with light unsprung lever
- Grade 3: lock with heavy unsprung lever
- Grade 4: lock with manufacturer's own specification furniture

Digit 10 – Type of spindle operation

Nine grades are identified relating to the number of differs and levers:

- Grade 0: no requirements
- Grade A: minimum 3 detaining elements
- Grade B: minimum 5 detaining elements
- Grade C: minimum 5 detaining elements, extended number of effective differs
- Grade D: minimum 6 detaining elements
- Grade E: minimum 6 detaining elements, extended number of effective differs

BS EN 1935

BS EN 1935 Single axis hinges

BS EN 1935 classifies hinges by using an 8 digit coding system.

A similar classification applies to all building hardware product standards so that complementary items of hardware can be specified to, for instance, a common level of corrosion resistance, category of use, etc. Each digit refers to a particular feature of the product measured against the standards performance requirements.

Digit 1 – Category of use

Four grades are identified:

- Grade 1: light duty
- Grade 2: medium duty
- Grade 3: heavy duty
- Grade 4: severe duty

Digit 2 – Durability

Three grades are identified for single-axis hinges:

European Standard

- Grade 3: 10,000 test cycles, for light duty hinges on windows only
- Grade 4: 25,000 test cycles, for light duty hinges on windows and doors
- Grade 7: 200,000 test cycles, for medium, heavy and severe duty hinges on doors only

Digit 3 – Door mass and closing force

Eight door mass grades related to single-axis hinges are identified in the European Standard as shown below:

Test Door Mass Grade	Door Mass
0	10kg
1	20kg
2	40kg
3	60kg
4	80kg
5	100kg
6	120kg
7	160kg

Digit 4 – Fire resistance

Two grades are identified for single-axis hinges:

- Grade 0: not approved for use on fire/smoke door assemblies
- Grade 1: suitable for use on fire/smoke door assemblies tested to BS EN 1634-1 etc

Digit 5 – Safety

Single-axis hinges are required to satisfy the essential requirements of safety in use. Therefore, only one grade is identified.

Digit 6 – Corrosion resistance

Five grades of corrosion resistance are identified in accordance with EN 1670:

- Grade 0: no defined corrosion resistance
- Grade 1: mild resistance
- Grade 2: moderate resistance
- Grade 3: high resistance
- Grade 4: very high resistance

Digit 7 – Security

Two grades are identified for single-axis hinges:

- Grade 0: not suitable for burglar-resistant door assemblies
- Grade 1: suitable for applications requiring a degree of security

Digit 8 – Hinge Grade

Fourteen grades are identified in this European Standard and are listed below:

Hinge Grade	Usage	Test Cycles	Door Mass
1	Window	10,000	10kg
2	Window	10,000	20kg
3	Window/Door	25,000	20kg
4	Door	200,000	20kg
5	Window	10,000	40kg
6	Window/Door	25,000	40kg
7	Door	200,000	40kg
8	Window	10,000	60kg
9	Window/Door	25,000	60kg
10	Door	200,000	60kg
11	Door	200,000	80kg
12	Door	200,000	100kg
13	Door	200,000	120kg
14	Door	200,000	160kg

STANDARD INFORMATION

CE marking and Certifire testing

Product Certification for Passive Fire Protection.

The main benefit of Product Certification for Passive Fire Protection is giving the regulator, specifier, customer and end-user confidence with regards to the stated performance of the product and provides an informed choice when purchasing or selecting the product.



CE Marking

CE Marking is the easiest and safest route to providing compliance with the latest UK Construction Products Regulations for hardware used on fire, smoke and escape doors.

CE Marking indicates that the product has been third party performance / fire tested where applicable and is produced in a factory which has satisfied production control systems. All of these have been assessed by an authorised certification organisation.



Certifire

Certifire is an independent third party certification scheme that assures performance, quality, reliability and traceability of fire protection products. Recognised by regulatory authorities worldwide, it is an internationally respected mark of fire safety and one of the most authoritative in the industry.