



20" Mission



Exposure 17" maximum, 3" head lap Weight 1070 lbs. per square (approx.) Quantity 154 pcs. per square (approx.)

17" Barrel




Exposure 14.5" maximum, 3" head lap Weight 940 lbs. per square (approx.) Quantity 220 pcs. per square (approx.)

Roman Pan



Exposure 14.75" maximum, 3" head lap Weight 1000 lbs. per square (approx.) Quantity 152 pcs. per square (approx.)

Shingle Tile



Exposure 6.5" maximum, 8.5" head lap Weight 1,600 lbs. per square (approx.) Quantity 317 pcs. per square (approx.)

S Tile



Exposure 15" maximum, 3" head lap Weight 800 lbs. per square (approx.) Quantity 120 pcs. per square (approx.)



## KVA MATERIALS INC

### SHOWROOMS:


Dallas 3126 Commonwealth Dr Dallas, TX 75247 - Phone: (972) 446-0005 Houston 7309 Schneider Street Houston, TX 77093 - Phone: (713) 695-5002 New Orleans 2647 Delaware Ave. Kenner, LA 70062 - Phone: (504) 712-6859

### SALES REPS:

KVA MATERIALS INC - (619) 309-9606  
<https://kvamaterialsinc.com/>

Product colors shown on this publication may vary from actual colors due to the inherent characteristics of natural clay products and due to the limitations of the lithographic printing process. All concerned parties should examine actual color samples when selecting the product and also prior to the installation. To avoid color patterning the installer should periodically inspect the overall finish from the ground level at a reasonable distance from the roof.

SANTA BARBARA CLAY Roof Tile a product of CiT - Ceramica industrial de Tecate, S.A. de C.V.





## SLURRY



\* All colors are labeled as blends due to the inherent characteristics of natural clay products.

## SMOOTH



\* All colors are labeled as blends due to the inherent characteristics of natural clay products.