



Introduction of Microsoft Power BI for HR Professionals

2x2 hours interactive online or classroom training + contact hours for Q&A and practice

Recruitment? Retention? Compensation? ... We zoom into the HR field which is your focus area!

End of the month means a nightmare for report building? Get rid of those HR Excel spreadsheets! You will easily learn to build your own dashboards, share and collaborate with your colleagues or the leadership team.

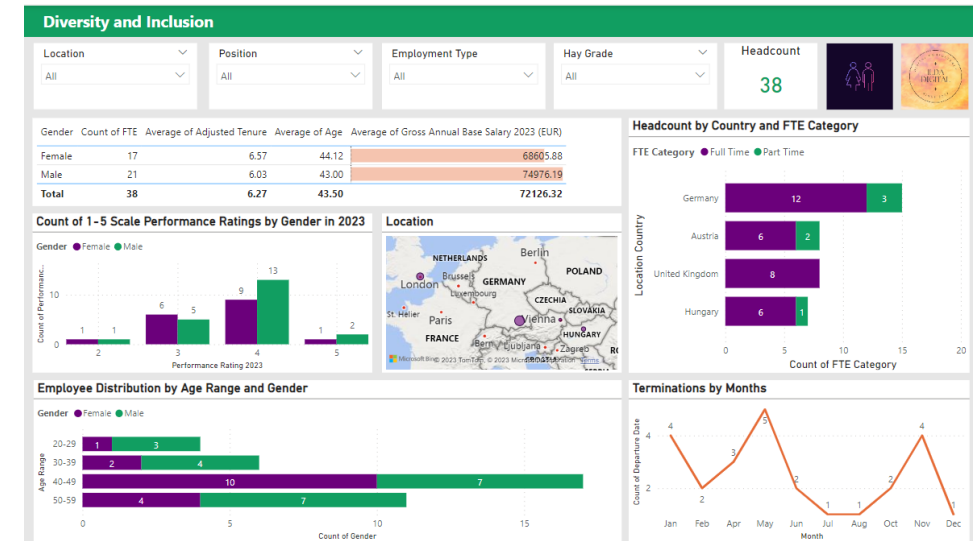
Contact:

Nora Nemet

+36303382503

nora.nemet@ilda.digital

<https://ilda.digital/>



Salary Analysis

Location
All

Position
All

Employment Type
All

66.83K

Average of Gross Annual Base Salary 2022...

72.13K

Average of Gross Annual Base Salary 2023...

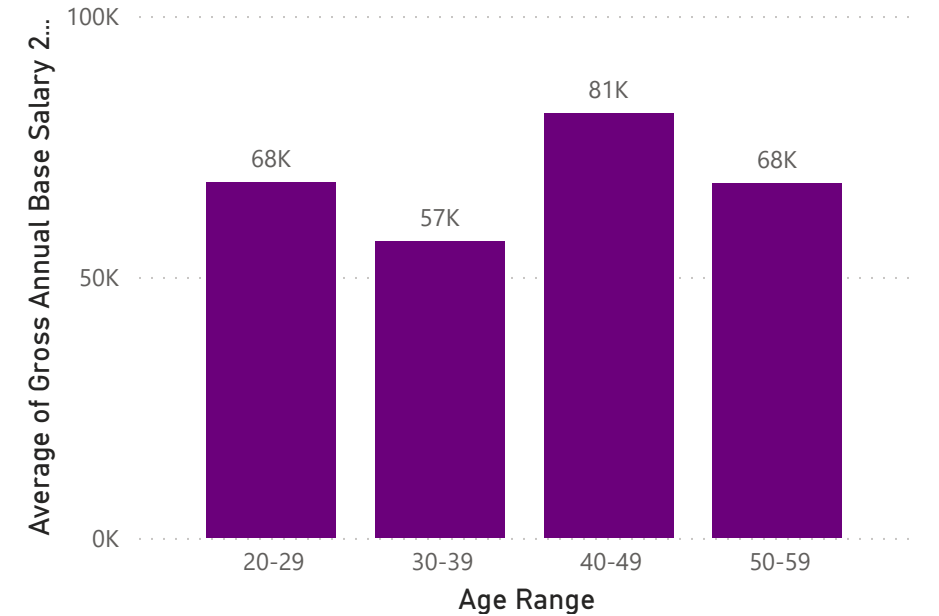


Comparison of Avg Base Salary in 2022 and 2023 by Location

● Average of Gross Annual Base Salary 2022 (EUR) ● Average of Gross Annual Base Salary 2023 ... ● Average of Base Salary Incre...

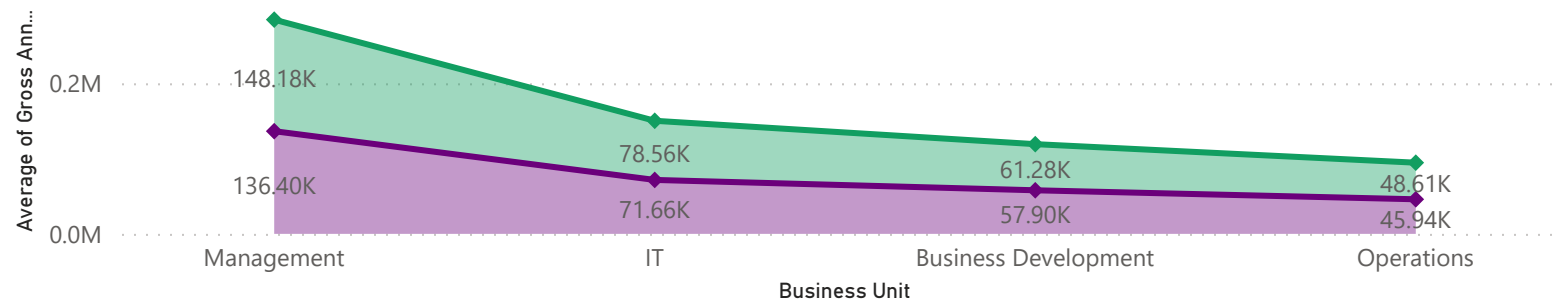


Avg Annual Base Salary in 2023 by Age Range

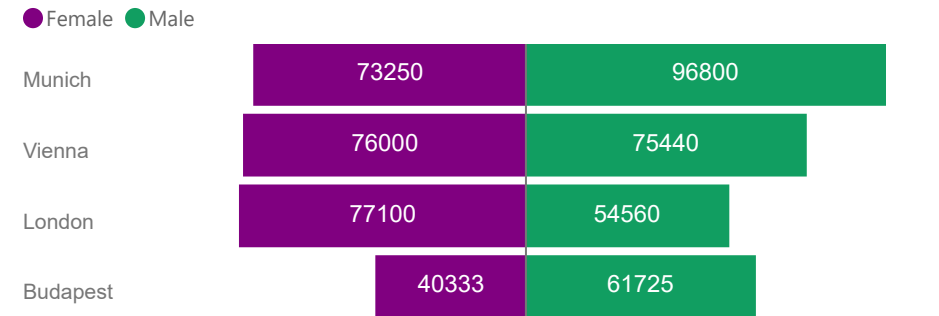


Avg Base Salary Changes by Business Unit

◆ Average of Gross Annual Base Salary 2022 (EUR) ◆ Average of Gross Annual Base Salary 2023 (EUR)



Avg Base Salary in 2023 by Location and Gender



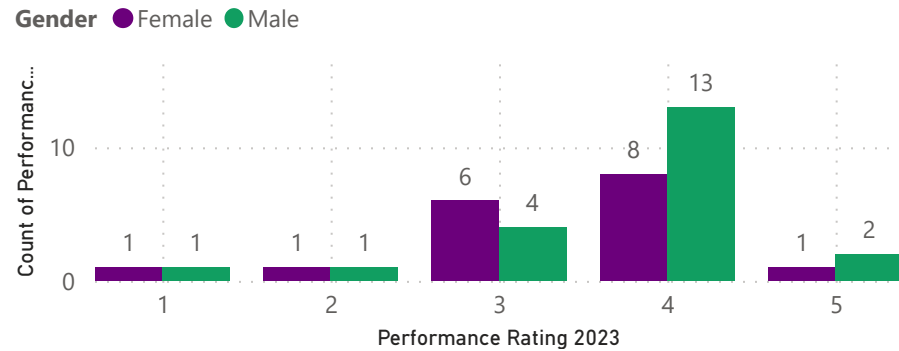
Diversity and Inclusion

Location: All | Position: All | Employment Type: All | Hay Grade: All | Headcount: **38**



Gender	Count of FTE	Average of Adjusted Tenure	Average of Age	Average of Gross Annual Base Salary 2023 (EUR)
Female	17	6.57	44.12	68605.88
Male	21	6.03	43.00	74976.19
Total	38	6.27	43.50	72126.32

Count of 1-5 Scale Performance Ratings by Gender in 2023

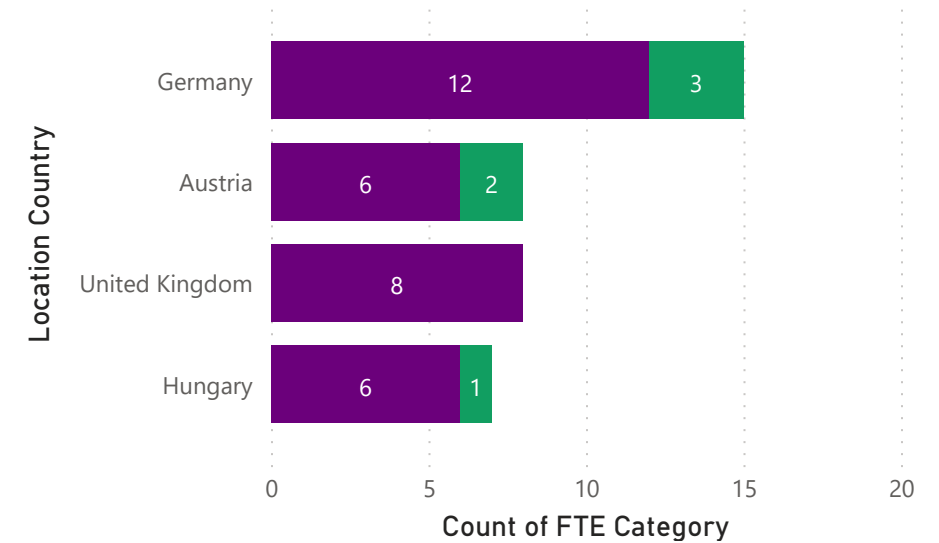


Location

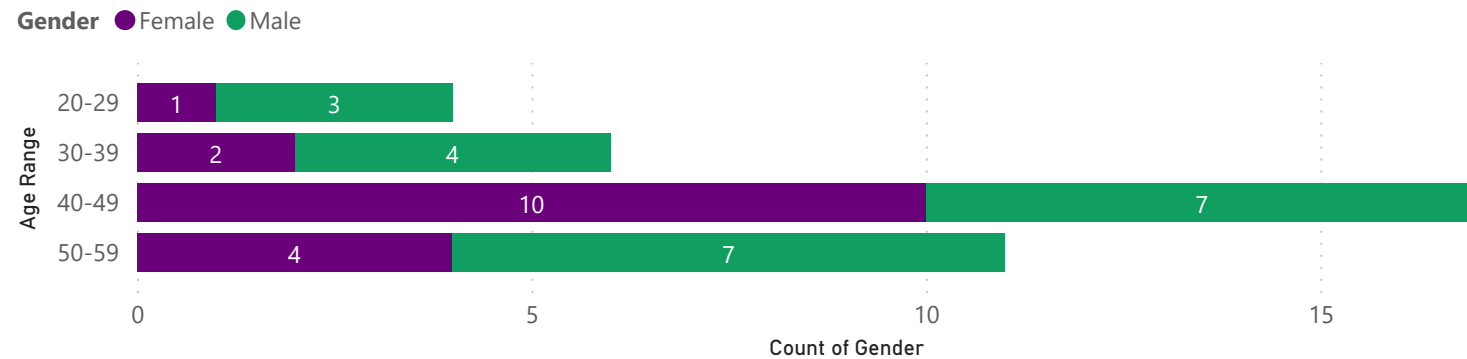


Headcount by Country and FTE Category

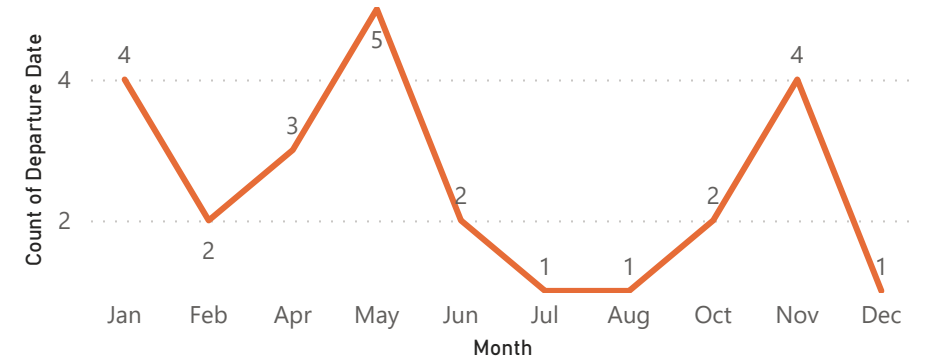
FTE Category: ● Full Time ● Part Time



Employee Distribution by Age Range and Gender



Terminations by Months



Leavers Decomposition Tree

Start Date ▼

30/04/2010  15/01/2022 



Leavers analysed by Location:

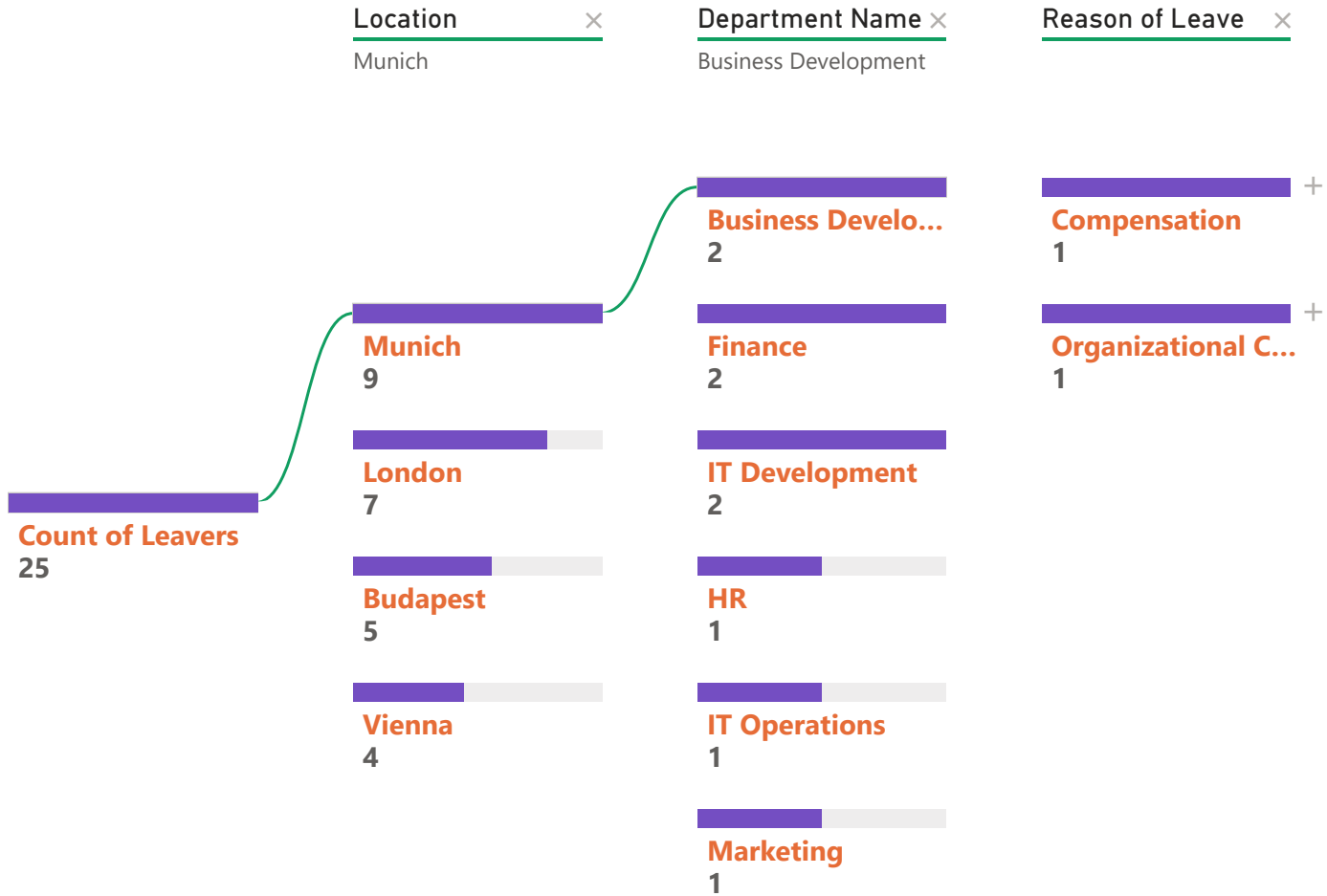
- Why we lost them?
- Which Department is in danger?
- What are the differences between Locations?

Employment Type ▼

All ▼

Hay Grade ▼

All ▼



Ask Questions about Leavers!

 Show me a table of reason of leave in London!  

Showing results for Core HR data reason of leave with core HR data location that core HR data are in London as table

- Reason of Leave
- Better Work-Life Balance
 - Career Path
 - Compensation
 - More Flexible Conditions
 - Organizational Changes

