

55mm Roller Shutter (Residential)



SUITABLE APPLICATIONS

- * Domestic Windows & Door ways.
- * Counter Tops.
- * Garage Doors.
- * Light Commercial Shop Fronts & Windows.







FEATURES

- * High quality aluminium alloy construction.
- * Foam filled slat for additional strength and silent operation.
- * High quality painted finish.
- * Smooth and curved face slat.
- * Roll tight design.
- * High quality internal sealed bearings.
- * Suitable for widths up to 3200mm.
- * Can be manually operated or motorised.
- * Made In Australia.

TECHNICAL SPECIFICATIONS

PU	Polyurethane (Dow)
Max. Surface Area	10M ²
Weight/M ²	4Kg
Number of Slats/M ²	18
Axle Types	70mm Octagonal Steel
Bottom Bar Dimensions	55mm x 8.5mm
Guide Dimensions	68mm x 25mm x 18mm
Maximum Width	4500mm
Maximum Height	3000mm

COLOURS OPTIONS

Colour	Name Of Colour
	Cream
	Clear Beige
	White
	Shale Grey
	Black
	Monument



55mm Roller Shutter (Residential)

PELMET SIZES & MAXIMUM SHUTTER HEIGHT


Pelmet Box Size	Max. No. of Slats	Max. Shutter Height	Axle Size
150 mm	11	700mm	70mm
165mm	18	1100mm	70mm
180mm	26	1500mm	70mm
205mm	42	2400mm	70mm
230mm	53	3000mm	70mm
250mm	66	3700mm	70mm
300mm	102	5700mm	70mm

CONTROL OPTIONS

Manual Options



Steel Cable Winder
(Up To 50Kg)




Spring Loaded With
Key Lock

Motorised Options



Wall Switch With
240V Electric Motor



Remote Control
Hand Held or Key
Ring




DC 12V Battery
Controller With
12V Motor



DC 24V UPS Power
Bank Controller
With 24V Motor



Key Switch With
240V Electric
Motor



Crank Handle With
240V Electric Manual
Override Motor

