



Behold the power of collective thinking.

In this business, everyone knows that great people working together end up providing great windows and doors. That's why when we set out to design and build the best windows and doors in the industry, we focused on people first. People with advanced technical knowledge. People who know how to do things right the first time. But most importantly, people who realize that integrity and trust are not simply words, but a way of life. With more than 200 years of combined experience under our belts, you can clearly see our promise of quality and innovation in every window and door we make. Not to mention how we go about making them. To us, it's about creating an environment that brings out the best in everyone, and accepts nothing less. It's about doing things the way they should be done, not necessarily the way they've always been done. It's about giving back to our communities and the things that matter most. And it's about family – ours, as well as yours. At Wincore®, our philosophy is simple. It's not about being the biggest. It's about being the best. Because to us, that's the way it should be.



 wincorewindows.com/fb

 [@wincorewindows](https://twitter.com/wincorewindows)

WINCORE
WINDOWS & DOORS

The way it should be.™

250 Staunton Turnpike, Parkersburg, WV 26104

1-866-WINCORE www.wincorewindows.com



Proud to support breast cancer research.
Full details available at
www.wincorewindows.com

The information is correct at the time of printing. Changes to the product(s) may have occurred since time of printing. Not all product styles and/or options are available in all areas, so please consult your sales representative prior to purchasing. Wincore® is a registered trademark and The way it should be.™ is a trademark of Wincore Window Company, LLC. Tough Enough to Wear Pink is a licensed trademark of Terry Wheatley and is used by permission. Intercept® is a registered trademark of PPG Industries, Inc. Printed in U.S.A. ©2014 Wincore Windows and Doors. All rights reserved.

Warranty coverage does not extend to problems caused by improper installation. Warranty issues must first be investigated by your installation contractor. See printed warranty brochure supplied at installation for complete details or visit www.wincorewindows.com.

WINS4004PG 2770.NH.5K.0319



5400
WINDOWS

WINCORE
WINDOWS & DOORS

The way it should be.™



5400


Don't spend a fortune. Just make them think you did.

With a host of features and many incredible options, 5400 windows from Wincore® are proof that quality doesn't have to cost a fortune. And while that may not be a popular viewpoint with other window manufacturers, we're betting you might see things a little differently.

Interior Colors



Exterior Laminate Colors



Black, Brown and Bronze
Exterior Laminates require a
three week lead time.


The contoured design
of the chambered vinyl
frame on 5400 windows
blends beautifully with
any home style.



Grids



White



Tan



Clay

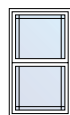


Brass

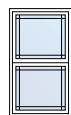
Optional contoured grids are
located inside the insulating
glass unit to provide a smooth
cleaning surface. Available in
three patterns.



Colonial



Perimeter



Prairie





Low-profile composite cam lock blends into the overall window design.

At the point where operable sash meet, the interlocking design of the meeting rail or stile secures sash tightly together.



Windows with operable sash move smoothly and easily because of a constant force coil spring balance system.

A spacer system with a U-channel design inside the I.G. is more efficient than conventional box spacers.

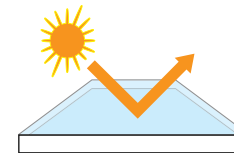


Double Hung windows feature a vent latch for partial ventilation.

Features

- 1 Frame profiles are chambered – adding strength, rigidity and enhanced thermal performance.
- 2 Dual-paned 3/4" insulating glass unit can be ordered with optional Low E glass and an Argon gas fill.
- 3 Insulating glass unit is set 1/2" into the sash to keep edges warmer.
- 4 Frames and sash are welded at mitered corners to create strong and rigid units.
- 5 The sloped sill design prevents water from pooling during heavy rains.
- 6 Multiple weatherseals at various points around each sash prevent drafts.
- 7 Closed-cell foam sill bulb prevents water infiltration.

On the popular Double Hung window style where both sash move easily up and down, low-profile latches at the meeting rail release the sash to tilt in – allowing for interior and exterior cleaning to be done from the inside.



5400 windows are more energy efficient when ordered with optional Low E glass and an Argon gas-filled insulating glass unit. Low E glass helps keep homes warmer in winter and cooler in summer.

