















Channel Hookup

The Lucky One



LD: Christian DeAngelis

Chan	Addr	Position	U#	Instrument Type	Load	Purpose	Color	Gobo	Acc
(1)	3	1 PIPE	3	ETC S4-36°	575w	Frnt A Wm	 R51, R119		
(2)	5	1 PIPE	5	ETC S4-36°	575w	Frnt B Wm	 R51, R119		
(3)	118	1 PIPE	8	ETC S4-36°	575w	Frnt C Wm	 R51, R119		
(4)	12	2 PIPE	3	ETC S4-36°	575w	Frnt D Wm	 R51, R119		
(5)	15	2 PIPE	6	ETC S4-36°	575w	Frnt E Wm	 R51, R119		
(6)	104	2 PIPE	10	ETC S4-36°	575w	Frnt F Wm	 R51, R119		
(7)	25	3 PIPE	7	ETC S4-36°	575w	Frnt G Wm	 R51, R119		
(8)	27	3 PIPE	9	ETC S4-36°	575w	Frnt H Wm	 R51, R119		
(9)	29	3 PIPE	11	ETC S4-36°	575w	Frnt I Wm	 R51, R119		
(10)	1	1 PIPE	1	ETC S4-36°	575w	Frnt J Wm	 R51, R119		
(11)	10	2 PIPE	1	ETC S4-36°	575w	Frnt K Wm	 R51, R119		
(12)	22	3 PIPE	4	ETC S4-36°	575w	Frnt L Wm	 R51, R119		
(13)	34	5 PIPE	4	ETC S4-50°	575w	Frnt M Wm	 R51, R119		
(14)	110	1 PIPE	10	ETC S4-36°	575w	Frnt N Wm	 R51, R119		
(15)	112	2 PIPE	12	ETC S4-36°	575w	Frnt O Wm	 R51, R119		
(16)	122	3 PIPE	14	ETC S4-36°	575w	Frnt P Wm	 R51, R119		
	142	5 PIPE	"	ETC S4-50°	"	Frnt Q Wm	"		
(17)	42	5 PIPE	6	ETC S4-50°	575w	Frnt R Wm	 R51, R119		
	"	"	9	"	"	Frnt S Wm	"		
	"	"	12	"	"	Frnt T Wm	"		
(21)	4	1 PIPE	4	ETC S4-50°	575w	Frnt A Cl	 L202, R119		
(22)	6	1 PIPE	6	ETC S4-50°	575w	Frnt B Cl	 L202, R119		
(23)	117	1 PIPE	7	ETC S4-50°	575w	Frnt C Cl	 L202, R119		
(24)	13	2 PIPE	4	ETC S4-50°	575w	Frnt D Cl	 L202, R119		

Channel Hookup

The Lucky One

LD: Christian DeAngelis

Chan	Addr	Position	U#	Instrument	Type	Load	Purpose	Color	Gobo	Acc
(25)	106	2 PIPE	7	ETC S4-50°		575w	Frnt E Cl	 L202, R119		
(26)	111	2 PIPE	9	ETC S4-50°		575w	Frnt F Cl	 L202, R119		
(27)	24	3 PIPE	6	ETC S4-50°		575w	Frnt G Cl	 L202, R119		
(28)	26	3 PIPE	8	ETC S4-50°		575w	Frnt H Cl	 L202, R119		
(29)	28	3 PIPE	10	ETC S4-50°		575w	Frnt I Cl	 L202, R119		
(30)	2	1 PIPE	2	ETC S4-50°		575w	Frnt J Cl	 L202, R119		
(31)	11	2 PIPE	2	ETC S4-50°		575w	Frnt K Cl	 L202, R119		
(32)	23	3 PIPE	5	ETC S4-50°		575w	Frnt L Cl	 L202, R119		
	35	5 PIPE	"	"		"	Frnt M Cl	"		
(33)	119	1 PIPE	9	ETC S4-50°		575w	Frnt N Cl	 L202, R119		
(34)	121	2 PIPE	11	ETC S4-50°		575w	Frnt O Cl	 L202, R119		
(35)	105	3 PIPE	13	ETC S4-50°		575w	Frnt P Cl	 L202, R119		
(36)	141	5 PIPE	13	ETC S4-50°		575w	Frnt Q Cl	 L202, R119		
(37)	41	5 PIPE	7	ETC S4-50°		575w	Frnt R Cl	 L202, R119		
	"	"	10	"		"	Frnt S Cl	"		
	"	"	11	"		"	Frnt T Cl	"		
(41)	19	3 PIPE	1	ETC S4-50°		575w	x/L A Wm	 L203, R119		
(42)	20	3 PIPE	2	ETC S4-36°		575w	x/R B Wm	 L203, R119		
(43)	21	3 PIPE	3	ETC S4-36°		575w	x/L C Wm	 L203, R119		
(44)	31	5 PIPE	1	ETC S4-50°		575w	x/L D Wm	 L203, R119		
(45)	32	5 PIPE	2	ETC S4-36°		575w	x/R E Wm	 L203, R119		
(46)	33	5 PIPE	3	ETC S4-36°		575w	x/L F Wm	 L203, R119		
(47)	126	6 PIPE	1	ETC S4-50°		575w	x/L G Wm	 L203, R119		
(48)	144	6 PIPE	2	ETC S4-36°		575w	x/R H Wm	 L203, R119		

Channel Hookup

The Lucky One

LD: Christian DeAngelis

Chan	Addr	Position	U#	Instrument	Type	Load	Purpose	Color	Gobo	Acc
(49)	136	6 PIPE	3	ETC S4-36°		575w	x/L I Wm	L203, R119		
(50)	107	4 PIPE	6	ETC S4-50°		575w	x/R Wm N	L203, R119		
(51)	145	6 PIPE	9	ETC S4-50°		575w	x/R Wm O	L206, R119		
(52)	51	7 PIPE	10	ETC S4-50°		575w	x/R Wm P	L206, R119		
(53)	61	9 PIPE	1	ETC S4-50°		575w	x/L R Wm	L203, R119		
	"	"	2	"		"	x/R S Wm	"		
	"	"	3	"		"	x/L T Wm	"		
(54)		SL Pipe								
(61)	113	3 PIPE	15	ETC S4-36°		575w	x/R A Wm	L206, R119		
(62)	106	3 PIPE	16	ETC S4-36°		575w	x/R B Wm	L206, R119		
(63)	123	3 PIPE	17	ETC S4-50°		575w	x/R C Wm	L206, R119		
(64)	134	5 PIPE	15	ETC S4-36°		575w	x/R D Wm	L206, R119		
(65)	143	5 PIPE	16	ETC S4-36°		575w	x/R E Wm	L206, R119		
(66)	135	5 PIPE	17	ETC S4-50°		575w	x/R F Wm	L206, R119		
(67)	137	6 PIPE	12	ETC S4-36°		575w	x/R G Wm	L206, R119		
(68)	128	6 PIPE	13	ETC S4-36°		575w	x/R H Wm	L206, R119		
(69)	146	6 PIPE	14	ETC S4-50°		575w	x/R I Wm	L206, R119		
(70)	114	4 PIPE	3	ETC S4-50°		575w	x/R Wm J	L206, R119		
(71)	127	6 PIPE	6	ETC S4-50°		575w	x/R Wm K	L206, R119		
(72)	49	7 PIPE	7	ETC S4-50°		575w	x/R Wm L	L206, R119		
(73)	64	9 PIPE	10	ETC S4-50°		575w	x/R R Wm	L206, R119		
	"	"	11	"		"	x/R S Wm	"		
	"	"	12	"		"	x/R T Wm	"		
(74)		SR Pipe								

Channel Hookup

The Lucky One




LD: Christian DeAngelis

Chan	Addr	Position	U#	Instrument Type	Load	Purpose	Color	Gobo	Acc
(81)	109	4 PIPE	2	6" Fresnel	500w	Top WM A	 L193		
	"	"	5	"	"	Top WM B	"		
	"	"	7	"	"	Top WM C	"		
(82)	133	6 PIPE	5	6" Fresnel	500w	Top WM D	 L193		
	"	"	10	"	"	Top WM F	"		
(83)	138	6 PIPE	8	6" Fresnel	500w	Top WM E	 L193		
(84)	48	7 PIPE	6	6" Fresnel	500w	Top WM G	 L193		
	"	"	9	"	"	Top WM H	"		
	"	"	11	"	"	Top WM I	"		
(85)	43	7 PIPE	1	6" Fresnel	500w	Top WM Stairs	 L193		
	55	8 PIPE	"	"	"	"	"		
	"	"	3	"	"	"	"		
(86)	54	7 PIPE	15	6" Fresnel	500w	Top WM Stairs	 L193		
	66	8 PIPE	6	"	"	"	"		
	"	"	8	"	"	"	"		
(87)	63	9 PIPE	4	6" Fresnel	500w	Top WM R	 L193		
	"	"	6	"	"	Top WM S	"		
	"	"	9	"	"	Top WM T	"		
(101)	102	4 PIPE	1	S4-Par MFL	575w	Top CL A	 R68		
	"	"	4	"	"	Top CL B	"		
	"	"	8	"	"	Top CL C	"		
(102)	125	6 PIPE	4	S4-Par MFL	575w	Top CL D	 R68		
	"	"	7	"	"	Top CL E	"		
	"	"	11	"	"	Top CL F	"		
(103)	47	7 PIPE	5	S4-Par MFL	575w	Top CL G	 R68		
	"	"	12	"	"	Top CL I	"		

Channel Hookup

The Lucky One









LD: Christian DeAngelis

Chan	Addr	Position	U#	Instrument Type	Load	Purpose	Color	Gobo	Acc
(104)	50	7 PIPE	8	S4-Par MFL	575w	Top CL H	 R68		
(105)	44	7 PIPE	2	6" Fresnel	500w	Top CL Stairs	 R68		
	56	8 PIPE	"	"	"	"	"		
	"	"	4	"	"	"	"		
(106)	53	7 PIPE	14	6" Fresnel	500w	Top CL Stairs	 R68		
	65	8 PIPE	5	"	"	"	"		
	"	"	7	"	"	"	"		
(107)	62	9 PIPE	5	6" Fresnel	500w	Top CL R	 R68		
	"	"	7	"	"	Top CL S	"		
	"	"	8	"	"	Top CL T	"		
(121)	88	10 PIPE	A1	MR16 Striplight 6'3"	75w	Silk	 R63, R104 (H), R104(V)		
	"	"	B1	"	"	"	"		
(122)	89	10 PIPE	A2	MR16 Striplight 6'3"	75w	Silk	 R68, R104 (H), R104(V)		
	"	"	B2	"	"	"	"		
(123)	90	10 PIPE	A3	MR16 Striplight 6'3"	75w	Silk	 R51, R104 (H), R104(V)		
	"	"	B3	"	"	"	"		
(124)	57	11 PIPE	A1	MR16 Striplight 6'3"	75w	Mural Cool	 R63, R104 (H), R104(V)		
	"	"	B1	"	"	"	"		
(125)	58	11 PIPE	A2	MR16 Striplight 6'3"	75w	Mural Blue	 R68, R104 (H), R104(V)		
	"	"	B2	"	"	"	"		
(126)	59	11 PIPE	A3	MR16 Striplight 6'3"	75w	Mural Lavendar	 R51, R104 (H), R104(V)		
	"	"	B3	"	"	"	"		
(127)	45	7 PIPE	3	ETC S4-50°	575w	Mural SP	 L203, R132		

Channel Hookup

The Lucky One

LD: Christian DeAngelis

Chan	Addr	Position	U#	Instrument Type	Load	Purpose	Color	Gobo	Acc
(128)	52	7 PIPE	13	ETC S4-50°	575w	Mural SP	 L203, R132		
(131)	85	12 PIPE	A1	MR16 Striplight 6'3"	75w	Cyc Cool	 R63, R104 (H), R104(V)		
	"	"	B1	"	"	"	"		
	"	"	C1	"	"	"	"		
(132)	86	12 PIPE	A2	MR16 Striplight 6'3"	75w	Cyc Blue	 R68, R104 (H), R104(V)		
	"	"	B2	"	"	"	"		
	"	"	C2	"	"	"	"		
(133)	87	12 PIPE	A3	MR16 Striplight 6'3"	75w	Cyc Purple	 R58, R104 (H), R104(V)		
	"	"	B3	"	"	"	"		
	"	"	C3	"	"	"	"		
(134)	91	GROUNDRO W	A1	MR16 Striplight 6'3"	75w	Mural Cool	 R632, R104 (H), R104(V)		
	"	"	B1	"	"	"	"		
	"	"	C1	"	"	"	"		
(135)	92	GROUNDRO W	A2	MR16 Striplight 6'3"	75w	Mural Blue	 R68, R104 (H), R104(V)		
	"	"	B2	"	"	"	"		
	"	"	C2	"	"	"	"		
(136)	93	GROUNDRO W	A3	MR16 Striplight 6'3"	75w	Mural Amber	 R21, R104 (H), R104(V)		
	"	"	B3	"	"	"	"		
	"	"	C3	"	"	"	"		
(141)	79	PLATFORM	A1	MR16 Striplight 6'3"	75w	Silk Cool	 R63, R104 (H), R104(V)		
	"	"	B1	"	"	"	"		

Channel Hookup

The Lucky One


LD: Christian DeAngelis

Chan	Addr	Position	U#	Instrument Type	Load	Purpose	Color	Gobo	Acc
(142)	80	PLATFORM	A2	MR16 Striplight 6'3"	75w	Silk Blue	 R68, R104 (H), R104(V)		
	"	"	B2	"	"	"	"		
(143)	81	PLATFORM	A3	MR16 Striplight 6'3"	75w	Silk Amber	 R02, R104 (H), R104(V)		
	"	"	B3	"	"	"	"		
(144)	82	PLATFORM	C1	MR16 Striplight 6'3"	75w	Silk Cool	 R63, R104 (H), R104(V)		
	"	"	D1	"	"	"	"		
(145)	83	PLATFORM	C2	MR16 Striplight 6'3"	75w	Silk Blue	 R68, R104 (H), R104(V)		
	"	"	D2	"	"	"	"		
(146)	84	PLATFORM	C3	MR16 Striplight 6'3"	75w	Silk Amber	 R21, R104 (H), R104(V)		
	"	"	D3	"	"	"	"		
(147)	94	UNDER PLATFORM	B1	Altman Microstrip	35w	Mural Cool	 R63, R104 (H), R104(V)		
(148)	95	UNDER PLATFORM	B2	Altman Microstrip	35w	Mural Blue	 R68, R104 (H), R104(V)		
(149)	96	UNDER PLATFORM	B3	Altman Microstrip	35w	Mural Lavendar	 R51, R104 (H), R104(V)		
(150)	73	UNDER PLATFORM	A1	Altman Microstrip	35w	Under Plat Blue	 R68, R104 (H), R104(V)		
(151)	74	UNDER PLATFORM	A2	Altman Microstrip	35w	Under Plat Amber	 R16, R104 (H), R104(V)		
(152)	75	UNDER PLATFORM	A3	Altman Microstrip	35w	Under Plat Lavendar	 R51, R104 (H), R104(V)		

Channel Hookup

The Lucky One

LD: Christian DeAngelis

Chan	Addr	Position	U#	Instrument Type	Load	Purpose	Color	Gobo	Acc
(153)	70	UNDER PLATFORM	1	MR16 Birdie "Short Nose" MFL	75w	Under Plat Side	 R02, R119		
	"	"	2	"	"	"	"		
	"	"	5	"	"	"	"		
	"	"	6	"	"	"	"		
(154)	71	UNDER PLATFORM	3	MR16 Birdie "Short Nose" MFL	75w	Under Plat Side	 R02, R119		
	"	"	4	"	"	"	"		
	"	"	7	"	"	"	"		
	"	"	8	"	"	"	"		
(161)	68	SL Pipe	6	6" Fresnel	500w	Top WM Entrance	 R02		
	"	"	7	"	"	"	"		
(162)	77	SR Pipe	6	6" Fresnel	500w	Top WM Entrance	 R02		
	"	"	7	"	"	"	"		
(171)	67	SL Pipe	1	ETC S4-50°	575w	x/L LO CL	 R01, R119		
	"	"	2	ETC S4-36°	"	"	"		
	"	"	4	ETC S4-50°	"	"	"		
	"	"	5	ETC S4-36°	"	"	"		
(172)	76	SR Pipe	1	ETC S4-50°	575w	x/R LO CL	 R03, R119		
	"	"	2	ETC S4-36°	"	"	"		
	"	"	4	ETC S4-50°	"	"	"		
	"	"	5	ETC S4-36°	"	"	"		
(181)	301	SL BOX BOOM	1	Coloram 2	25w				
	7	"	"	ETC S4-26	1kW	Color Wash <L			


Channel Hookup

The Lucky One

LD: Christian DeAngelis

Chan	Addr	Position	U#	Instrument Type	Load	Purpose	Color	Gobo	Acc
(182)	304	SR BOX BOOM	1	Coloram 2	25w				
	16	"	"	ETC S4-26	1kW	Color Wash <L			
(183)	8	SL BOX BOOM	2	ETC S4-36	1kW	Color Wash <L			
	307	"	"	Coloram 2	25w				
(184)	17	SR BOX BOOM	2	ETC S4-36°	1kW	Color Wash <L			
	310	"	"	Coloram 2	25w				
(191)	38	5 PIPE	8	ETC S4-50°	575w	Sofa SP	 R119		
(192)	30	3 PIPE	12	ETC S4-50°	575w	Frt Couch	 R119		
(193)	46	9 PIPE	3a	ETC S4-50°	575w	Back Pam & Bob	 R65, R119		
(194)	124	4 PIPE	9	ETC S4-50°	575w	Chair SP	 R119		
(195)	72	1 BOOM L	1	8" Fresnel	575w	Sun	 L206, R119		
	"	"	2	"	"	"	"		
(196)	69	1 BOOM R	1	8" Fresnel	575w	Sun	 L206, R119		
	"	"	2	"	"	"	"		
(197)	9	SL BOX BOOM	3	ETC S4-50°	575w	Side Wash			
(198)	18	SR BOX BOOM	3	ETC S4-50°	575w	Side Wash			
(199)		TBD	1	Chandeliers		Chandeliers			
		"	2	"		"			
(201)	14	2 PIPE	5	ETC S4-36°	575w	I-Q SPECIAL	 R119		
	205	"	"	DMX Iris					
	201	"	"	Rosco I-Cue					

Channel Hookup

Chan	Addr	Position	U#	Instrument Type	Load	Purpose	Color	Gobo	Acc
(202)	120	2 PIPE	8	ETC S4-36°	575w	I-Q SPECIAL	 R119		
	215	"	"	DMX Iris					
	211	"	"	Rosco I-Cue					

Items WITHOUT Channel

Chan	Addr	Position	U#	Instrument Type	Load	Purpose	Color	Gobo	Acc
	101	1 PIPE	2a	S4-Par WFL	575w	House Light			Barn door
	"	"	8a	"	"	"			"
	"	2 PIPE	2a	"	"	"			"
	"	"	10a	"	"	"			"