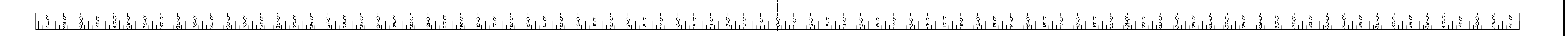
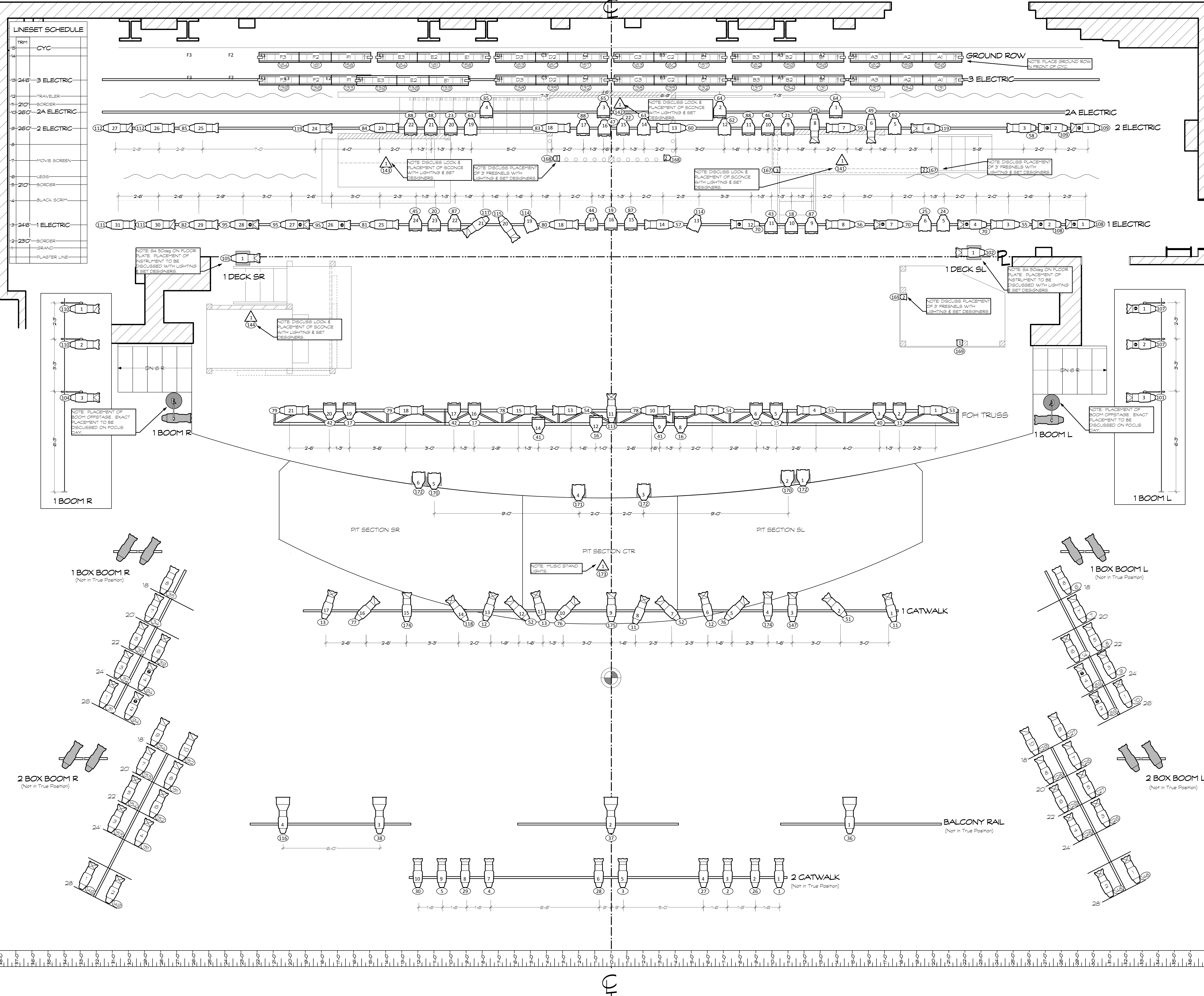


LINESET SCHEDULE	
1	TRM
2	CYC
3	246-3 ELECTRIC
4	TRAVELER
5	210-BORDER
6	260-2A ELECTRIC
7	260-2 ELECTRIC
8	MOVE SCREEN
9	LESS
10	210-BORDER
11	BLACK BORN
12	246-1 ELECTRIC
13	GRAND
14	230-BORDER
15	PLASTER LINE

NOTE: PLACEMENT OF 246-30 TO BE DISCUSSED ON FOCUS DAY. ADD A BOX PAN AND PLUG INTO AN EYEON CHUTE.



Key to Instrumentation		
	ETC S4 10deg @ 750W	
	ETC S4 19deg @ 750W	
	ETC S4 26deg @ 750W	
	ETC S4 36deg @ 750W	
	ETC S4 50deg @ 750W	
	ETC S4 Junior @ 750W	

Legend	
	Instrument Type
	Template
	Unit #
	Channel #
Accessories	
	Gobo
	Practical

GENERAL NOTES

ALL SPACING IS ON 1'-6" CENTERS UNLESS OTHERWISE INDICATED

BOOMS ARE DIMENSIONED FROM SIDARM TO STAGE FLOOR

TRUSS HEIGHT FROM STAGE FLOOR TO BOTTOM OF TRUSS

BARNDOR & TOPHAT ALL UNITS AS INDICATED IN HOOKUP

SUPPLY SPARE CIRCUITS TO ALL POSITIONS


DISCUSS FINAL PLACEMENT OF SCOURCE UNITS

ALL TRUSSING, PIPE, SIDARMS, HARDWARE RIGGING ETCETERA ABSOLUTELY MUST BE BLACK!

PLACE HAZER IN LOCKING RAIL GALLERY

Revisions	
Date: July 1st, 2010	
Date: July 5th, 2010	
Date: January 28th, 2011	

Christian DeAngella
40-08 Dimara Blvd.
Astoria, NY, 11370
(917) 225-8580



Ashlawn Opera
Paramount Theatre
Don Giovanni
Directed by Nick Olcott

Lighting Designer: Christian M. DeAngella
Set Designer: Caleb Levensgood
Master Electrician: Robert Benjamin

Plate 1 of 2
Scale: 1/2" = 10'
Date: 6.25.10
Drawn By: GFD