




Instrument Schedule







TABLE OF CONTENTS

FOH 2	1	B Pipe	9
FOH 1	1	C Pipe	9
1 Pipe	2	D Pipe	10
2 Pipe	3	E Pipe	10
3 Pipe	4	F Pipe	10
4 PIPE	5	G Pipe	11
4-5 Pipe	6	1 Boom R	11
5 Pipe	7	SL Torm	12
6 Pipe	7	SR Torm	12
7 Pipe	8	Ceiling	13
A Pipe	8	Piano	13
		Desk	13




FOH 2

U#	Instrument Type	Dimmer	Ch	Wattage	Gobo	Color	Access	Purpose
1	S4 PAR WFL	69	(94)	575w		 R26		Curtain Warmers
3	S4 PAR WFL	69	(94)	575w		 R26		Curtain Warmers
4	S4 PAR WFL	69	(94)	575w		 R26		Curtain Warmers
















FOH 1

U#	Instrument Type	Dimmer	Ch	Wattage	Gobo	Color	Access	Purpose
1	50deg Source4	61	(1)	575w		 R119		Frt A
2	50deg Source4	61	(1)	575w		 R119		Frt A
3	50deg Source4	48	(2)	575w		 R119		Frt B
4	50deg Source4	48	(2)	575w		 R119		Frt B
5	50deg Source4	56	(3)	575w		 R119		Frt C
6	50deg Source4	56	(3)	575w		 R119		Frt C













1 Pipe

U#	Instrument Type	Dimmer	Ch	Wattage	Gobo	Color	Access	Purpose
1	70deg Source4	70	(12)	575w		 R119		Frt AY (Scene 2)
2	50deg Source4	13	(4)	575w		 R119		Frt D
3	50deg Source4	36	(40)	575w	 R785 45	 R19		Wall Wash (Scene 2)
4	50deg Source4	13	(4)	575w		 R119		Frt D
5	50deg Source4	51	(5)	575w		 R119		Frt E
6	50deg Source4	36	(40)	575w	 R785 45	 R23		Wall Wash (Scene 2)
7	50deg Source4	65	(41)	575w	 R785 45	 R10		Wall Wash (Scene 2)
8	50deg Source4	51	(5)	575w		 R119		Frt E
9	50deg Source4	53	(6)	575w		 R119		Frt F
10	50deg Source4	65	(41)	575w	 R785 45	 R86		Wall Wash (Scene 2)
11	50deg Source4	53	(6)	575w		 R119		Frt F


















2 Pipe

U#	Instrument Type	Dimmer	Ch	Wattage	Gobo	Color	Access	Purpose
1	6" Fresnel	16	(79)	500w		 R09		Top Wm AY (Scene 2)
2	6" Fresnel	29	(84)	500w		 R68		Top Cool AY (Scene 2)
4	6" Fresnel	12	(76)	500w		 R09		Top Wm AQ
5	6" Fresnel	33	(81)	500w		 R68		Top Cool AQ
6	50deg Source4	21	(27)	575w		 R51, R119	18" Sidearm	xL B
7	50deg Source4	17	(63)	575w		 L203, R119		xR AY (Scene 2)
8	50deg Source4	14	(51)	575w		 L203, R119	18" Sidearm	xR A
9	6" Fresnel	33	(81)	500w		 R68		Top Cool AR
10	6" Fresnel	12	(76)	500w		 R09		Top Wm AR
11	50deg Source4	58	(28)	575w		 R51, R119	18" Sidearm	xL C
12	50deg Source4	38	(38)	575w		 R51, R119		xL AW (Scene 2)
13	6" Fresnel	26	(67)	500w		 CLR	18" Sidearm	Special-Chair (Scene 1)
14	50deg Source4	23	(52)	575w		 L203, R119	18" Sidearm	xR B
15	6" Fresnel	33	(81)	500w		 R68		Top Cool AS
16	6" Fresnel	12	(76)	500w		 R09		Top Wm AS

3 Pipe

U#	Instrument Type	Dimmer	Ch	Wattage	Gobo	Color	Access	Purpose
1	50deg Source4	3	(29)	575w		 R51, R119		xL D
2	6" Fresnel	15	(69)	500w		 CLR		Special-Piano (Scene 2)
3	50deg Source4	63	(7)	575w		 R119	18" Sidearm	Frnt G
5	50deg Source4	25	(30)	575w		 R51, R119		xL E
6	50deg Source4	63	(7)	575w		 R119		Frnt G
7	6" Fresnel	82	(68)	500w		 CLR		Special-Couch (Scene 1)
8	50deg Source4	47	(54)	575w		 L203, R119		xR D
9	50deg Source4	32	(31)	575w		 R51, R119		xL F
10	50deg Source4	45	(55)	575w		 L203, R119		xR E
11	6" Fresnel	26	(67)	500w		 CLR	18" Sidearm	Special-Chair (Scene 1)
13	50deg Source4	10	(9)	575w		 R119	18" Sidearm	Frnt I
14	50deg Source4	80	(56)	575w		 L203, R119		xR F








4 PIPE

U#	Instrument Type	Dimmer	Ch	Wattage	Gobo	Color	Access	Purpose
1	50deg Source4	18	(32)	575w		 R51, R119		xL G
2	6" Fresnel	16	(79)	500w		 R09		Top Wm AZ (Scene 2)
3	6" Fresnel	29	(84)	500w		 R68		Top Cool AZ (Scene 2)
4	6" Fresnel	6	(77)	500w		 R09		Top Wm AT
5	6" Fresnel	2	(82)	500w		 R68		Top Cool AT
6	50deg Source4	67	(35)	575w		 R51, R119		xL AX (Scene 2)
7	50deg Source4	74	(33)	575w		 R51, R119	18" Sidarm	xL H
8	6" Fresnel	40	(71)	500w		 CLR		Special-Chair (Scene 2)
9	50deg Source4	64	(57)	575w		 L203, R119		xR G
10	6" Fresnel	2	(82)	500w		 R68		Top Cool AU
11	6" Fresnel	6	(77)	500w		 R09		Top Wm AU
12	50deg Source4	77	(34)	575w		 R51, R119		xL I
13	50deg Source4	71	(36)	575w		 R51, R119		xL K (Scene 2)
14	50deg Source4	28	(58)	575w		 L203, R119		xR H
15	6" Fresnel	2	(82)	500w		 R68		Top Cool AV
16	6" Fresnel	6	(77)	500w		 R09		Top Wm AV
17	70deg Source4	11	(59)	575w		 L203, R119		xR I



4-5 Pipe

U#	Instrument Type	Dimmer	Ch	Wattage	Gobo	Color	Access	Purpose
1	MR16 Birdie	4	(89)	100w		○ CLR		Curtain Top (Scene 1)
2	MR16 Birdie	76	(90)	100w		○ CLR		Curtain Top (Scene 1)
A1	Mini Strip	68	(42)	750w		○ R104(V), ○ R104(H)		Wall Wash (Scene 1)
A2	Mini Strip	72	(43)	750w		○ R104(V), ○ R104(H)		Wall Wash (Scene 1)
A3	Mini Strip	78	(44)	750w		○ R104(V), ○ R104(H)		Wall Wash (Scene 1)
B1	Mini Strip	68	(42)	750w		○ R104(V), ○ R104(H)		Wall Wash (Scene 1)
B2	Mini Strip	72	(43)	750w		○ R104(V), ○ R104(H)		Wall Wash (Scene 1)
B3	Mini Strip	78	(44)	750w		○ R104(V), ○ R104(H)		Wall Wash (Scene 1)
C1	2' Vegas Strip	68	(42)	750w		○ R104(V), ○ R104(H)		Wall Wash (Scene 1)
C2	2' Vegas Strip	72	(43)	750w		○ R104(V), ○ R104(H)		Wall Wash (Scene 1)
C3	2' Vegas Strip	78	(44)	750w		○ R104(V), ○ R104(H)		Wall Wash (Scene 1)

5 Pipe

U#	Instrument Type	Dimmer	Ch	Wattage	Gobo	Color	Access	Purpose
3	6" Fresnel	50	(80)	500w		 R09		Top Wm J (Scene 2)
4	6" Fresnel	39	(85)	500w		 R68		Top Cool J (Scene 2)
5	6" Fresnel	39	(85)	500w		 R68		Top Cool K (Scene 2)
6	6" Fresnel	50	(80)	500w		 R09		Top Wm K (Scene 2)
7	70deg Source4	44	(60)	575w		 L203, R119		xR AX (Scene 2)
8	70deg Source4	49	(61)	575w		 L203, R119		xR K (Scene 2)
9	6" Fresnel	42	(66)	500w		 R09		Door Back (Scene 2)

6 Pipe

U#	Instrument Type	Dimmer	Ch	Wattage	Gobo	Color	Access	Purpose
1	6" Fresnel	30	(65)	500w		 R09		Door Back (Scene 1)
2	6" Fresnel	30	(65)	500w		 R09		Door Back (Scene 1)







7 Pipe

U#	Instrument Type	Dimmer	Ch	Wattage	Gobo	Color	Access	Purpose
1	MR16 Birdie	81	(91)	100w		<input type="radio"/> CLR	18" Sidearm	Curtain Top (Scene 1)
2	MR16 Birdie	81	(91)	100w		<input type="radio"/> CLR	18" Sidearm	Curtain Top (Scene 1)
3	MR16 Birdie	81	(91)	100w		<input type="radio"/> CLR	18" Sidearm	Curtain Top (Scene 1)
4	MR16 Birdie	81	(91)	100w		<input type="radio"/> CLR	18" Sidearm	Curtain Top (Scene 1)
5	MR16 Birdie	81	(91)	100w		<input type="radio"/> CLR	18" Sidearm	Curtain Top (Scene 1)








A Pipe

U#	Instrument Type	Dimmer	Ch	Wattage	Gobo	Color	Access	Purpose
1	MR16 Birdie	76	(90)	100w		<input type="radio"/> CLR		Curtain Top (Scene 1)
2	70deg Source4	84	(62)	575w		<input type="radio"/> L203, R119		xR AW (Scene 2)
3	MR16 Birdie	76	(90)	100w		<input type="radio"/> CLR		Curtain Top (Scene 1)
4	MR16 Birdie	76	(90)	100w		<input type="radio"/> CLR		Curtain Top (Scene 1)
5	MR16 Birdie	76	(90)	100w		<input type="radio"/> CLR		Curtain Top (Scene 1)





B Pipe

U#	Instrument Type	Dimmer	Ch	Wattage	Gobo	Color	Access	Purpose
1	70deg Source4	57	(13)	575w		 R119		Frt AW (Scene 2)
2	50deg Source4	54	(53)	575w		 L203, R119		xR C
3	6" Fresnel	83	(78)	500w		 R09		Top Wm AW (Scene 2)
4	6" Fresnel	75	(83)	500w		 R68		Top Cool AW (Scene 2)
5	MR16 Birdie	81	(91)	100w		 CLR		Curtain Top (Scene 1)
6	MR16 Birdie	81	(91)	100w		 CLR		Curtain Top (Scene 1)







C Pipe

U#	Instrument Type	Dimmer	Ch	Wattage	Gobo	Color	Access	Purpose
	6" Fresnel	55	(70)	500w				Special-Couch (Scene 2)
1	36deg Source4	52	(64)	575w	 R771 39	 CLR		Special-Window (Scene 1)
3	50deg Source4	10	(9)	575w		 R119		Frt I
4	50deg Source4	24	(8)	575w		 R119		Frt H
5	50deg Source4	37	(10)	575w		 R119		Frt J (Scene 2)
7	50deg Source4	41	(11)	575w		 R119		Frt K (Scene 2)
8	6" Fresnel	43	(72)	500w		 CLR		Special-Desk (Scene 2)


D Pipe

U#	Instrument Type	Dimmer	Ch	Wattage	Gobo	Color	Access	Purpose
1	36deg Source4	52	(64)	575w	 R771 39	 CLR		Special-Window (Scene 1)
3	50deg Source4	24	(8)	575w		 R119		Frt H
4	50deg Source4	37	(10)	575w		 R119		Frt J (Scene 2)

E Pipe

U#	Instrument Type	Dimmer	Ch	Wattage	Gobo	Color	Access	Purpose
1	S4 PAR WFL	27	(49)	575w		 L200		Special-Window Night (Scene 3)
2	MR16 Birdie	81	(91)	100w		 CLR	18" Sidearm	Curtain Top (Scene 1)
3	S4 PAR WFL	20	(45)	575w		 R09		Special-Window Day (Scene 2)
4	MR16 Birdie	81	(91)	100w		 CLR	18" Sidearm	Curtain Top (Scene 1)
5	S4 PAR WFL	31	(47)	575w		 R21		Special-Window Evening (Scene 3)
6	MR16 Birdie	81	(91)	100w		 CLR		Curtain Top (Scene 1)




F Pipe

U#	Instrument Type	Dimmer	Ch	Wattage	Gobo	Color	Access	Purpose
1	50deg Source4	62	(26)	575w		 R51, R119		xL A




G Pipe

U#	Instrument Type	Dimmer	Ch	Wattage	Gobo	Color	Access	Purpose
1	MR16 Birdie	4	(89)	100w		 CLR		Curtain Top (Scene 1)
2	70deg Source4	19	(37)	575w		 R51, R119		xL AY (Scene 2)
3	MR16 Birdie	4	(89)	100w		 CLR		Curtain Top (Scene 1)
4	70deg Source4	7	(39)	575w		 R51, R119		xL AZ (Scene 2)
5	MR16 Birdie	4	(89)	100w		 CLR		Curtain Top (Scene 1)
6	MR16 Birdie	4	(89)	100w		 CLR		Curtain Top (Scene 1)




1 Boom R

U#	Instrument Type	Dimmer	Ch	Wattage	Gobo	Color	Access	Purpose
1	S4 PAR WFL	34	(50)	575w		 L200		Special-Window Night (Scene 3)
2	S4 PAR WFL	5	(46)	575w		 R09		Special-Window Day (Scene 2)
3	S4 PAR WFL	1	(48)	575w		 R21		Special-Window Evening (Scene 3)

SL Torm

U#	Instrument Type	Dimmer	Ch	Wattage	Gobo	Color	Access	Purpose
1	36deg Source4	73	(14)	575w		 R119	18" Sidearm	Special-IQ
1	50deg Source4	22	(74)	575w	 R778 11			Curtain Breakup (Scene 1)
1.1	Rosco I-Cue	101	(16)					Pan/Tilt
1.5	DMX Iris	111	(20)					Iris
2	50deg Source4	22	(74)	575w	 R778 11			Curtain Breakup (Scene 1)

SR Torm

U#	Instrument Type	Dimmer	Ch	Wattage	Gobo	Color	Access	Purpose
1	36deg Source4	59	(15)	575w		 R119	24" Sidearm	Special-IQ
1	50deg Source4	60	(75)	575w	 R778 11			Curtain Breakup (Scene 1)
1.1	Rosco I-Cue	121	(21)					Pan/Tilt
1.5	DMX Iris	131	(25)					Iris
2	50deg Source4	60	(75)	575w	 R778 11			Curtain Breakup (Scene 1)

Ceiling

U#	Instrument Type	Dimmer	Ch	Wattage	Gobo	Color	Access	Purpose
1	Chandelier	79	(92)	40w		<input type="radio"/> CLR		Chandelier (Scene 1)
2	Chandelier	79	(92)	40w		<input type="radio"/> CLR		Chandelier (Scene 1)
3	Chandelier	79	(92)	40w		<input type="radio"/> CLR		Chandelier (Scene 1)
4	Chandelier	79	(92)	40w		<input type="radio"/> CLR		Chandelier (Scene 1)
5	Chandelier	79	(92)	40w		<input type="radio"/> CLR		Chandelier (Scene 1)
6	Chandelier	79	(92)	40w		<input type="radio"/> CLR		Chandelier (Scene 1)
7	Chandelier	79	(92)	40w		<input type="radio"/> CLR		Chandelier (Scene 1)
8	Chandelier	79	(92)	40w		<input type="radio"/> CLR		Chandelier (Scene 1)
V	House Lights	35	(96)	300w		<input type="radio"/> CLR		House Lights

Piano

U#	Instrument Type	Dimmer	Ch	Wattage	Gobo	Color	Access	Purpose
1	A-Lamp	9	(93)	60w		<input type="radio"/> CLR		Piano Lamp

Desk

U#	Instrument Type	Dimmer	Ch	Wattage	Gobo	Color	Access	Purpose
1	A-Lamp	66	(95)	60w		<input type="radio"/> CLR		Desk Lamp