

TABLE OF CONTENTS



1 BOOM L	1	10 PIPE	8
1 BOOM R	1	11 PIPE	9
1 PIPE	1	12 PIPE	10
2 PIPE	2	GROUNDROW	11
3 PIPE	3	PLATFORM	12
4 PIPE	4	UNDER PLATFORM	13
5 PIPE	5	SL BOX BOOM	14
6 PIPE	6	SR BOX BOOM	14
7 PIPE	7	SL PIPE	14
8 PIPE	7	SR PIPE	15
9 PIPE	8	TBD	15

Instrument Schedule



The Lucky One

LD: Christian DeAngelis











1 BOOM L

U#	Instrument Type	Addr	Ch	Load	Gobo	Color	Accessory	Purpose
1	8" Fresnel	72	(195)	575w		 L206, R119		Sun
2	8" Fresnel	72	(195)	575w		 L206, R119		Sun

1 BOOM R


U#	Instrument Type	Addr	Ch	Load	Gobo	Color	Accessory	Purpose
1	8" Fresnel	69	(196)	575w		 L206, R119		Sun
2	8" Fresnel	69	(196)	575w		 L206, R119		Sun

1 PIPE

U#	Instrument Type	Addr	Ch	Load	Gobo	Color	Accessory	Purpose
1	ETC S4-36°	1	(10)	575w		 R51, R119		Frnt J Wm
2	ETC S4-50°	2	(30)	575w		 L202, R119		Frnt J Cl
2a	S4-Par WFL	101		575w			Barndoor	House Light
3	ETC S4-36°	3	(1)	575w		 R51, R119		Frnt A Wm
4	ETC S4-50°	4	(21)	575w		 L202, R119		Frnt A Cl
5	ETC S4-36°	5	(2)	575w		 R51, R119		Frnt B Wm
6	ETC S4-50°	6	(22)	575w		 L202, R119		Frnt B Cl
7	ETC S4-50°	117	(23)	575w		 L202, R119		Frnt C Cl
8	ETC S4-36°	118	(3)	575w		 R51, R119		Frnt C Wm
8a	S4-Par WFL	101		575w			Barndoor	House Light
9	ETC S4-50°	119	(33)	575w		 L202, R119		Frnt N Cl
10	ETC S4-36°	110	(14)	575w		 R51, R119		Frnt N Wm
















Instrument Schedule

2 PIPE

U#	Instrument Type	Addr	Ch	Load	Gobo	Color	Accessory	Purpose
1	ETC S4-36°	10	(11)	575w		 R51, R119		Frnt K Wm
2	ETC S4-50°	11	(31)	575w		 L202, R119		Frnt K Cl
2a	S4-Par WFL	101		575w			Barndoor	House Light
3	ETC S4-36°	12	(4)	575w		 R51, R119		Frnt D Wm
4	ETC S4-50°	13	(24)	575w		 L202, R119		Frnt D Cl
5	ETC S4-36°	14	(201)	575w		 R119		I-Q SPECIAL
5	DMX Iris	205	(201)					
5	Rosco I-Cue	201	(201)					
6	ETC S4-36°	15	(5)	575w		 R51, R119		Frnt E Wm
7	ETC S4-50°	106	(25)	575w		 L202, R119		Frnt E Cl
8	ETC S4-36°	120	(202)	575w		 R119		I-Q SPECIAL
8	DMX Iris	215	(202)					
8	Rosco I-Cue	211	(202)					
9	ETC S4-50°	111	(26)	575w		 L202, R119		Frnt F Cl
10	ETC S4-36°	104	(6)	575w		 R51, R119		Frnt F Wm
10a	S4-Par WFL	101		575w			Barndoor	House Light
11	ETC S4-50°	121	(34)	575w		 L202, R119		Frnt O Cl
12	ETC S4-36°	112	(15)	575w		 R51, R119		Frnt O Wm








Instrument Schedule

3 PIPE

U#	Instrument Type	Addr	Ch	Load	Gobo	Color	Accessory	Purpose
1	ETC S4-50°	19	(41)	575w		 L203, R119		x/L A Wm
2	ETC S4-36°	20	(42)	575w		 L203, R119		x/R B Wm
3	ETC S4-36°	21	(43)	575w		 L203, R119		x/L C Wm
4	ETC S4-36°	22	(12)	575w		 R51, R119		Frt L Wm
5	ETC S4-50°	23	(32)	575w		 L202, R119		Frt L Cl
6	ETC S4-50°	24	(27)	575w		 L202, R119		Frt G Cl
7	ETC S4-36°	25	(7)	575w		 R51, R119		Frt G Wm
8	ETC S4-50°	26	(28)	575w		 L202, R119		Frt H Cl
9	ETC S4-36°	27	(8)	575w		 R51, R119		Frt H Wm
10	ETC S4-50°	28	(29)	575w		 L202, R119		Frt I Cl
11	ETC S4-36°	29	(9)	575w		 R51, R119		Frt I Wm
12	ETC S4-50°	30	(192)	575w		 R119		Frt Couch
13	ETC S4-50°	105	(35)	575w		 L202, R119		Frt P Cl
14	ETC S4-36°	122	(16)	575w		 R51, R119		Frt P Wm
15	ETC S4-36°	113	(61)	575w		 L206, R119		x/R A Wm
16	ETC S4-36°	106	(62)	575w		 L206, R119		x/R B Wm
17	ETC S4-50°	123	(63)	575w		 L206, R119		x/R C Wm


















Instrument Schedule

4 PIPE

U#	Instrument Type	Addr	Ch	Load	Gobo	Color	Accessory	Purpose
1	S4-Par MFL	102	(101)	575w		 R68		Top CL A
2	6" Fresnel	109	(81)	500w		 L193		Top WM A
3	ETC S4-50°	114	(70)	575w		 L206, R119		x/R Wm J
4	S4-Par MFL	102	(101)	575w		 R68		Top CL B
5	6" Fresnel	109	(81)	500w		 L193		Top WM B
6	ETC S4-50°	107	(50)	575w		 L203, R119		x/R Wm N
7	6" Fresnel	109	(81)	500w		 L193		Top WM C
8	S4-Par MFL	102	(101)	575w		 R68		Top CL C
9	ETC S4-50°	124	(194)	575w		 R119		Chair SP















Instrument Schedule

5 PIPE

U#	Instrument Type	Addr	Ch	Load	Gobo	Color	Accessory	Purpose
1	ETC S4-50°	31	(44)	575w		 L203, R119		x/L D Wm
2	ETC S4-36°	32	(45)	575w		 L203, R119		x/R E Wm
3	ETC S4-36°	33	(46)	575w		 L203, R119		x/L F Wm
4	ETC S4-50°	34	(13)	575w		 R51, R119		Frt M Wm
5	ETC S4-50°	35	(32)	575w		 L202, R119		Frt M Cl
6	ETC S4-50°	42	(17)	575w		 R51, R119		Frt R Wm
7	ETC S4-50°	41	(37)	575w		 L202, R119		Frt R Cl
8	ETC S4-50°	38	(191)	575w		 R119		Sofa SP
9	ETC S4-50°	42	(17)	575w		 R51, R119		Frt S Wm
10	ETC S4-50°	41	(37)	575w		 L202, R119		Frt S Cl
11	ETC S4-50°	41	(37)	575w		 L202, R119		Frt T Cl
12	ETC S4-50°	42	(17)	575w		 R51, R119		Frt T Wm
13	ETC S4-50°	141	(36)	575w		 L202, R119		Frt Q Cl
14	ETC S4-50°	142	(16)	575w		 R51, R119		Frt Q Wm
15	ETC S4-36°	134	(64)	575w		 L206, R119		x/R D Wm
16	ETC S4-36°	143	(65)	575w		 L206, R119		x/R E Wm
17	ETC S4-50°	135	(66)	575w		 L206, R119		x/R F Wm

Instrument Schedule

6 PIPE















U#	Instrument Type	Addr	Ch	Load	Gobo	Color	Accessory	Purpose
1	ETC S4-50°	126	(47)	575w		 L203, R119		x/L G Wm
2	ETC S4-36°	144	(48)	575w		 L203, R119		x/R H Wm
3	ETC S4-36°	136	(49)	575w		 L203, R119		x/L I Wm
4	S4-Par MFL	125	(102)	575w		 R68		Top CL D
5	6" Fresnel	133	(82)	500w		 L193		Top WM D
6	ETC S4-50°	127	(71)	575w		 L206, R119		x/R Wm K
7	S4-Par MFL	125	(102)	575w		 R68		Top CL E
8	6" Fresnel	138	(83)	500w		 L193		Top WM E
9	ETC S4-50°	145	(51)	575w		 L206, R119		x/R Wm O
10	6" Fresnel	133	(82)	500w		 L193		Top WM F
11	S4-Par MFL	125	(102)	575w		 R68		Top CL F
12	ETC S4-36°	137	(67)	575w		 L206, R119		x/R G Wm
13	ETC S4-36°	128	(68)	575w		 L206, R119		x/R H Wm
14	ETC S4-50°	146	(69)	575w		 L206, R119		x/R I Wm

Instrument Schedule









The Lucky One

LD: Christian DeAngelis

7 PIPE

U#	Instrument Type	Addr	Ch	Load	Gobo	Color	Accessory	Purpose
1	6" Fresnel	43	(85)	500w		 L193		Top WM Stairs
2	6" Fresnel	44	(105)	500w		 R68		Top CL Stairs
3	ETC S4-50°	45	(127)	575w		 L203, R132		Mural SP
5	S4-Par MFL	47	(103)	575w		 R68		Top CL G
6	6" Fresnel	48	(84)	500w		 L193		Top WM G
7	ETC S4-50°	49	(72)	575w		 L206, R119		x/R Wm L
8	S4-Par MFL	50	(104)	575w		 R68		Top CL H
9	6" Fresnel	48	(84)	500w		 L193		Top WM H
10	ETC S4-50°	51	(52)	575w		 L206, R119		x/R Wm P
11	6" Fresnel	48	(84)	500w		 L193		Top WM I
12	S4-Par MFL	47	(103)	575w		 R68		Top CL I
13	ETC S4-50°	52	(128)	575w		 L203, R132		Mural SP
14	6" Fresnel	53	(106)	500w		 R68		Top CL Stairs
15	6" Fresnel	54	(86)	500w		 L193		Top WM Stairs

8 PIPE














U#	Instrument Type	Addr	Ch	Load	Gobo	Color	Accessory	Purpose
1	6" Fresnel	55	(85)	500w		 L193		Top WM Stairs
2	6" Fresnel	56	(105)	500w		 R68		Top CL Stairs
3	6" Fresnel	55	(85)	500w		 L193		Top WM Stairs
4	6" Fresnel	56	(105)	500w		 R68		Top CL Stairs
5	6" Fresnel	65	(106)	500w		 R68		Top CL Stairs
6	6" Fresnel	66	(86)	500w		 L193		Top WM Stairs
7	6" Fresnel	65	(106)	500w		 R68		Top CL Stairs
8	6" Fresnel	66	(86)	500w		 L193		Top WM Stairs

Instrument Schedule







The Lucky One

LD: Christian DeAngelis







9 PIPE

U#	Instrument Type	Addr	Ch	Load	Gobo	Color	Accessory	Purpose
1	ETC S4-50°	61	(53)	575w		 L203, R119		x/L R Wm
2	ETC S4-50°	61	(53)	575w		 L203, R119		x/R S Wm
3	ETC S4-50°	61	(53)	575w		 L203, R119		x/L T Wm
3a	ETC S4-50°	46	(193)	575w		 R65, R119		Back Pam & Bob
4	6" Fresnel	63	(87)	500w		 L193		Top WM R
5	6" Fresnel	62	(107)	500w		 R68		Top CL R
6	6" Fresnel	63	(87)	500w		 L193		Top WM S
7	6" Fresnel	62	(107)	500w		 R68		Top CL S
8	6" Fresnel	62	(107)	500w		 R68		Top CL T
9	6" Fresnel	63	(87)	500w		 L193		Top WM T
10	ETC S4-50°	64	(73)	575w		 L206, R119		x/R R Wm
11	ETC S4-50°	64	(73)	575w		 L206, R119		x/R S Wm
12	ETC S4-50°	64	(73)	575w		 L206, R119		x/R T Wm

10 PIPE




U#	Instrument Type	Addr	Ch	Load	Gobo	Color	Accessory	Purpose
A1	MR16 Striplight 6'3"	88	(121)	75w		 R63, R104 (H), R104(V)		Silk
A2	MR16 Striplight 6'3"	89	(122)	75w		 R68, R104 (H), R104(V)		Silk
A3	MR16 Striplight 6'3"	90	(123)	75w		 R51, R104 (H), R104(V)		Silk
B1	MR16 Striplight 6'3"	88	(121)	75w		 R63, R104 (H), R104(V)		Silk
B2	MR16 Striplight 6'3"	89	(122)	75w		 R68, R104 (H), R104(V)		Silk
B3	MR16 Striplight 6'3"	90	(123)	75w		 R51, R104 (H), R104(V)		Silk




11 PIPE




U#	Instrument Type	Addr	Ch	Load	Gobo	Color	Accessory	Purpose
A1	MR16 Striplight 6'3"	57	(124)	75w		 R63, R104 (H), R104(V)		Mural Cool
A2	MR16 Striplight 6'3"	58	(125)	75w		 R68, R104 (H), R104(V)		Mural Blue
A3	MR16 Striplight 6'3"	59	(126)	75w		 R51, R104 (H), R104(V)		Mural Lavendar
B1	MR16 Striplight 6'3"	57	(124)	75w		 R63, R104 (H), R104(V)		Mural Cool
B2	MR16 Striplight 6'3"	58	(125)	75w		 R68, R104 (H), R104(V)		Mural Blue
B3	MR16 Striplight 6'3"	59	(126)	75w		 R51, R104 (H), R104(V)		Mural Lavendar

Instrument Schedule

12 PIPE










U#	Instrument Type	Addr	Ch	Load	Gobo	Color	Accessory	Purpose
A1	MR16 Striplight 6'3"	85	(131)	75w		 R63, R104 (H), R104(V)		Cyc Cool
A2	MR16 Striplight 6'3"	86	(132)	75w		 R68, R104 (H), R104(V)		Cyc Blue
A3	MR16 Striplight 6'3"	87	(133)	75w		 R58, R104 (H), R104(V)		Cyc Purple

B1	MR16 Striplight 6'3"	85	(131)	75w		 R63, R104 (H), R104(V)		Cyc Cool
B2	MR16 Striplight 6'3"	86	(132)	75w		 R68, R104 (H), R104(V)		Cyc Blue
B3	MR16 Striplight 6'3"	87	(133)	75w		 R58, R104 (H), R104(V)		Cyc Purple

C1	MR16 Striplight 6'3"	85	(131)	75w		 R63, R104 (H), R104(V)		Cyc Cool
C2	MR16 Striplight 6'3"	86	(132)	75w		 R68, R104 (H), R104(V)		Cyc Blue
C3	MR16 Striplight 6'3"	87	(133)	75w		 R58, R104 (H), R104(V)		Cyc Purple

Instrument Schedule

GROUNDROW

U#	Instrument Type	Addr	Ch	Load	Gobo	Color	Accessory	Purpose
A1	MR16 Striplight 6'3"	91	(134)	75w		 R632, R104 (H), R104(V)		Mural Cool
A2	MR16 Striplight 6'3"	92	(135)	75w		 R68, R104 (H), R104(V)		Mural Blue
A3	MR16 Striplight 6'3"	93	(136)	75w		 R21, R104 (H), R104(V)		Mural Amber
B1	MR16 Striplight 6'3"	91	(134)	75w		 R632, R104 (H), R104(V)		Mural Cool
B2	MR16 Striplight 6'3"	92	(135)	75w		 R68, R104 (H), R104(V)		Mural Blue
B3	MR16 Striplight 6'3"	93	(136)	75w		 R21, R104 (H), R104(V)		Mural Amber
C1	MR16 Striplight 6'3"	91	(134)	75w		 R632, R104 (H), R104(V)		Mural Cool
C2	MR16 Striplight 6'3"	92	(135)	75w		 R68, R104 (H), R104(V)		Mural Blue
C3	MR16 Striplight 6'3"	93	(136)	75w		 R21, R104 (H), R104(V)		Mural Amber


Instrument Schedule

PLATFORM

U#	Instrument Type	Addr	Ch	Load	Gobo	Color	Accessory	Purpose
A1	MR16 Striplight 6'3"	79	(141)	75w		 R63, R104 (H), R104(V)		Silk Cool
A2	MR16 Striplight 6'3"	80	(142)	75w		 R68, R104 (H), R104(V)		Silk Blue
A3	MR16 Striplight 6'3"	81	(143)	75w		 R02, R104 (H), R104(V)		Silk Amber

B1	MR16 Striplight 6'3"	79	(141)	75w		 R63, R104 (H), R104(V)		Silk Cool
B2	MR16 Striplight 6'3"	80	(142)	75w		 R68, R104 (H), R104(V)		Silk Blue
B3	MR16 Striplight 6'3"	81	(143)	75w		 R02, R104 (H), R104(V)		Silk Amber

C1	MR16 Striplight 6'3"	82	(144)	75w		 R63, R104 (H), R104(V)		Silk Cool
C2	MR16 Striplight 6'3"	83	(145)	75w		 R68, R104 (H), R104(V)		Silk Blue
C3	MR16 Striplight 6'3"	84	(146)	75w		 R21, R104 (H), R104(V)		Silk Amber







D1	MR16 Striplight 6'3"	82	(144)	75w		 R63, R104 (H), R104(V)		Silk Cool
D2	MR16 Striplight 6'3"	83	(145)	75w		 R68, R104 (H), R104(V)		Silk Blue
D3	MR16 Striplight 6'3"	84	(146)	75w		 R21, R104 (H), R104(V)		Silk Amber

Instrument Schedule

The Lucky One

LD: Christian DeAngelis

UNDER PLATFORM

U#	Instrument Type	Addr	Ch	Load	Gobo	Color	Accessory	Purpose
1	MR16 Birdie "Short Nose" MFL	70	(153)	75w		 R02, R119		Under Plat Side
2	MR16 Birdie "Short Nose" MFL	70	(153)	75w		 R02, R119		Under Plat Side
A1	Altman Microstrip	73	(150)	35w		 R68, R104 (H), R104(V)		Under Plat Blue
A2	Altman Microstrip	74	(151)	35w		 R16, R104 (H), R104(V)		Under Plat Amber
A3	Altman Microstrip	75	(152)	35w		 R51, R104 (H), R104(V)		Under Plat Lavendar
3	MR16 Birdie "Short Nose" MFL	71	(154)	75w		 R02, R119		Under Plat Side
4	MR16 Birdie "Short Nose" MFL	71	(154)	75w		 R02, R119		Under Plat Side
5	MR16 Birdie "Short Nose" MFL	70	(153)	75w		 R02, R119		Under Plat Side
6	MR16 Birdie "Short Nose" MFL	70	(153)	75w		 R02, R119		Under Plat Side
B1	Altman Microstrip	94	(147)	35w		 R63, R104 (H), R104(V)		Mural Cool
B2	Altman Microstrip	95	(148)	35w		 R68, R104 (H), R104(V)		Mural Blue
B3	Altman Microstrip	96	(149)	35w		 R51, R104 (H), R104(V)		Mural Lavendar
7	MR16 Birdie "Short Nose" MFL	71	(154)	75w		 R02, R119		Under Plat Side
8	MR16 Birdie "Short Nose" MFL	71	(154)	75w		 R02, R119		Under Plat Side

Instrument Schedule







SL BOX BOOM

U#	Instrument Type	Addr	Ch	Load	Gobo	Color	Accessory	Purpose
1	Coloram 2	301	(181)	25w				
1	ETC S4-26	7	(181)	1kW				Color Wash <L
2	ETC S4-36	8	(183)	1kW				Color Wash <L
2	Coloram 2	307	(183)	25w				
3	ETC S4-50°	9	(197)	575w				Side Wash

SR BOX BOOM







U#	Instrument Type	Addr	Ch	Load	Gobo	Color	Accessory	Purpose
1	Coloram 2	304	(182)	25w				
1	ETC S4-26	16	(182)	1kW				Color Wash <L
2	ETC S4-36°	17	(184)	1kW				Color Wash <L
2	Coloram 2	310	(184)	25w				
3	ETC S4-50°	18	(198)	575w				Side Wash

SL PIPE

U#	Instrument Type	Addr	Ch	Load	Gobo	Color	Accessory	Purpose
(54)								
1	ETC S4-50°	67	(171)	575w		 R01, R119		x/L LO CL
2	ETC S4-36°	67	(171)	575w		 R01, R119		x/L LO CL
4	ETC S4-50°	67	(171)	575w		 R01, R119		x/L LO CL
5	ETC S4-36°	67	(171)	575w		 R01, R119		x/L LO CL
6	6" Fresnel	68	(161)	500w		 R02		Top WM Entrance
7	6" Fresnel	68	(161)	500w		 R02		Top WM Entrance

Instrument Schedule

SR PIPE

U#	Instrument Type	Addr	Ch	Load	Gobo	Color	Accessory	Purpose
(74)								
1	ETC S4-50°	76	(172)	575w		 R03, R119		x/R LO CL
2	ETC S4-36°	76	(172)	575w		 R03, R119		x/R LO CL
4	ETC S4-50°	76	(172)	575w		 R03, R119		x/R LO CL
5	ETC S4-36°	76	(172)	575w		 R03, R119		x/R LO CL
6	6" Fresnel	77	(162)	500w		 R02		Top WM Entrance
7	6" Fresnel	77	(162)	500w		 R02		Top WM Entrance

TBD

U#	Instrument Type	Addr	Ch	Load	Gobo	Color	Accessory	Purpose
1	Chandeliers		(199)					Chandeliers
2	Chandeliers		(199)					Chandeliers