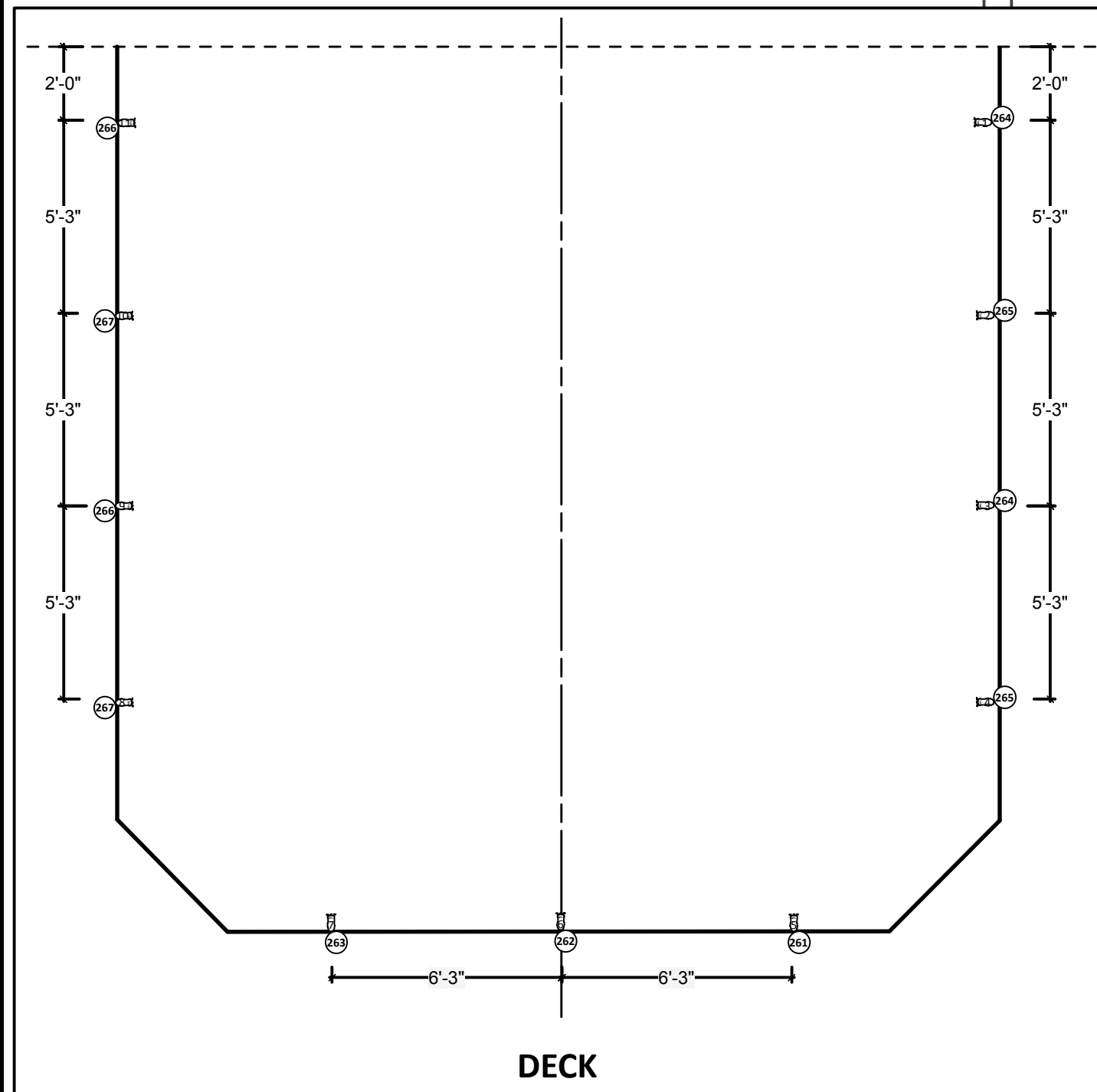
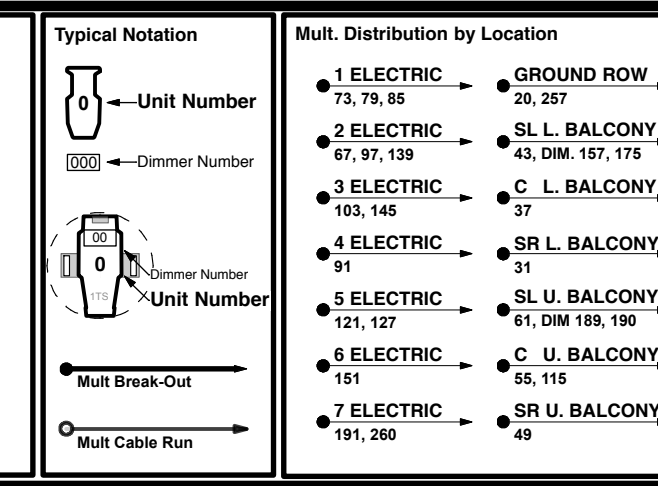
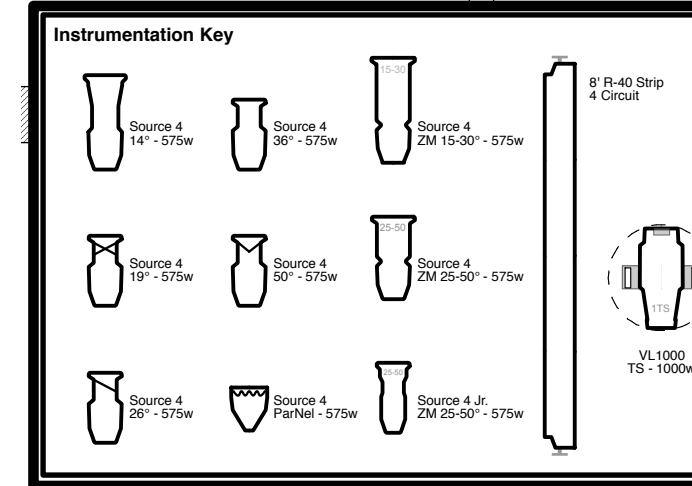
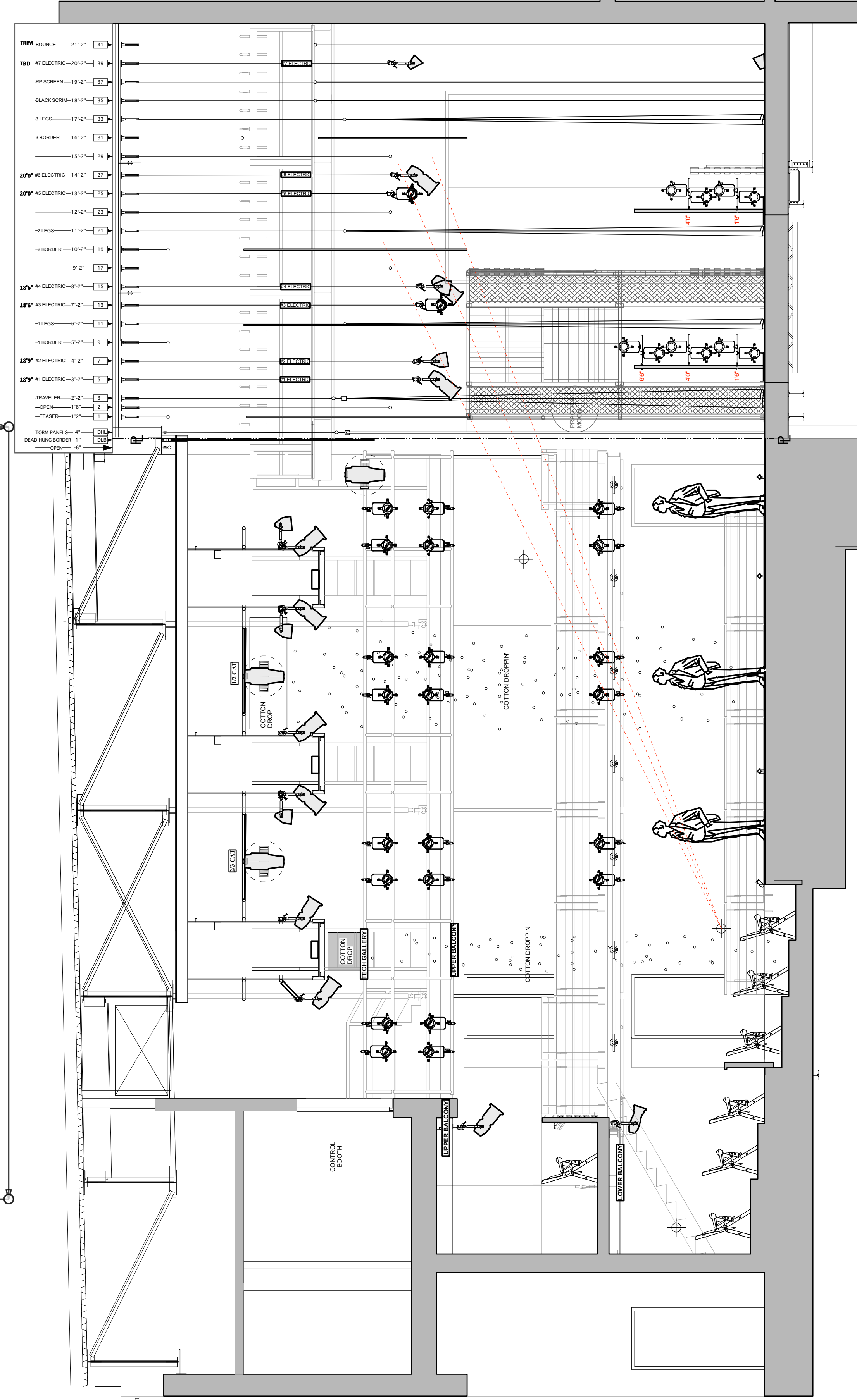
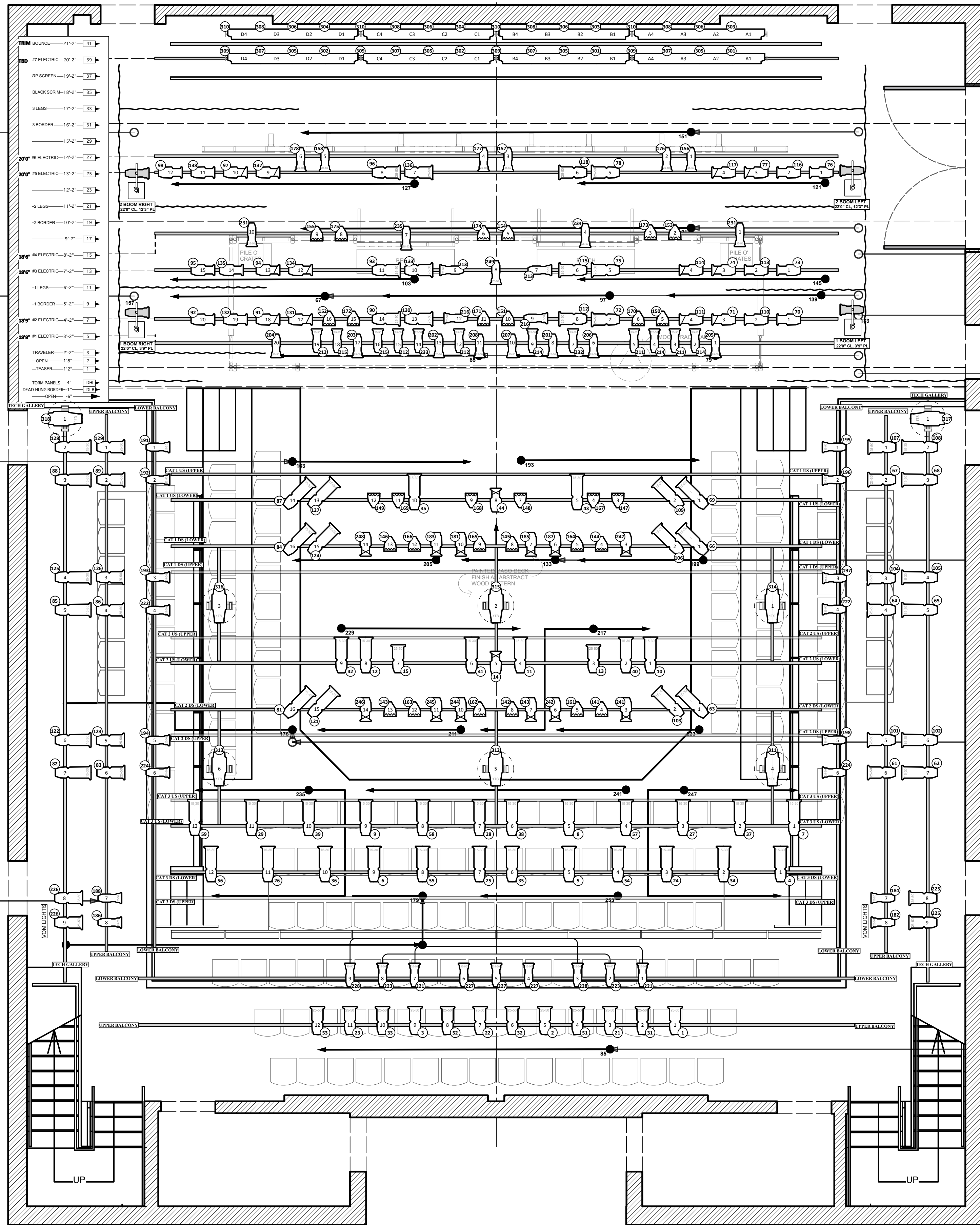
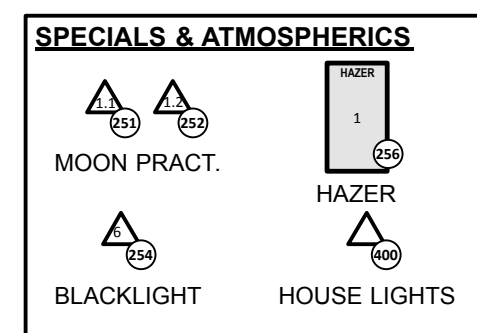


BOOMS



DECK



Multi-Distribution by Location

1 ELECTRIC 73, 79, 85	GROUND ROW 20, 287	CATWALK 1 211, 211, 222, 223, DIM 176
2 ELECTRIC 67, 97, 109	SL L. BALCONY 103, 145	CATWALK 2 235, 241, 247, 253, DIM 179, 180
3 ELECTRIC 103, 145	C. L. BALCONY 91	CATWALK 3 195, 187, 188
4 ELECTRIC 121, 127	SR L. BALCONY 61, DIM 189, 190	SL TECH GALLERY 191, DIM 177, 178
5 ELECTRIC 151	SR U. BALCONY 65, 115	SR TECH GALLERY 195, 187, 188
6 ELECTRIC 191, 200	C. U. BALCONY 49	

Vari-Attribute Address List

VL#1: 201-27 (Lamp address 109)
VL#2: 228-34 (Lamp address 110)
VL#3: 205-81 (Lamp address 111)
VL#4: 205-108 (Lamp address 112)
VL#5: 2108-135 (Lamp address 113)
VL#6: 2130-162 (Lamp address 114)

NOTES
SEE PAPERWORK FOR FOCUS, COLOR, ACCESSORIES, & MARKS.
PROVIDE WORK AND RUNNING LIGHTS AS NEEDED.
PROVIDE CUE LIGHTS AS PER STAGE MANAGER.
ALL ELECTRIC TRIM HEIGHTS FROM DECK TO PIPE.
ELECTRIC #2, UNITS 1-4 & 9-12 NEED TO MOVE ONSTAGE 3'-0".
ELECTRIC #3, UNITS 1-4 & 9-12 NEED TO MOVE ONSTAGE 3'-0".
ELECTRIC #4 - ADDITIONAL UNITS ADDED.
ADD BLACKLIGHT TO A NON-DIM. ANGLE NEEDS TO HIT DIRECTLY ON OF RADIOLINE.
HAZER POSITION TO BE DETERMINED BY M.E.
ADON SPECIAL TO BE SUPPLIED BY SCENIC DEPT.
PLEASE HAVE #132, #135, #139, #184, #197 and BLACKLIGHT ON HAND FOR FOCUS.

Revisions
2.21.17-REV2
1. 30mm Gobos from Ch. 21-29
2. Add RS 1, 211 to Ch. 21-29
3. Cut Sls in All Strips
4. Moon Physical needs 2 channels. Added in Lightgraphs/Pro
5. Renumbered Hazer & Blacklight
6. Renumbered all electrics
7. Ch. 211-218 - Gobos Changed
8. Ch. 228 & 231 - Gobos Changed

LIMITS OF LIABILITY
THESE DRAWINGS, SPECIFICATIONS, AND NOTES ARE THE PROPERTY OF CHRISTIAN DeANGELIS LIGHTING DESIGN. NO PART OF THESE DRAWINGS, SPECIFICATIONS, AND NOTES SHALL BE REPRODUCED OR TRANSMITTED IN ANY FORM OR BY ANY MEANS, ELECTRONIC OR MECHANICAL, INCLUDING PHOTOCOPYING, RECORDING, OR BY ANY INFORMATION STORAGE AND RETRIEVAL SYSTEM, WITHOUT THE WRITTEN PERMISSION OF CHRISTIAN DeANGELIS LIGHTING DESIGN.

UNIVERSITY OF MICHIGAN
INSURRECTION
Directed by: Timothy Douglas
Lighting Designer: CHRISTIAN DeANGELIS
Master Electrician: Mark Berg
Set Designer: Eleanor Howell-Shryock

Scale: 1/4" = 1'-0"
Date: 2.20.17
Page: 1

LIGHT PLOT