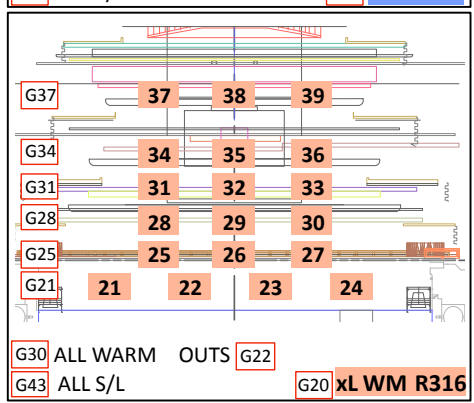
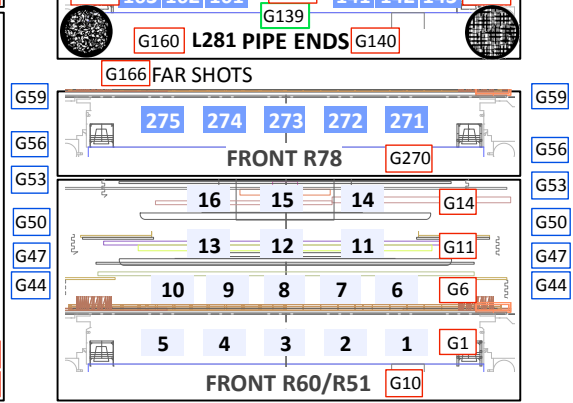
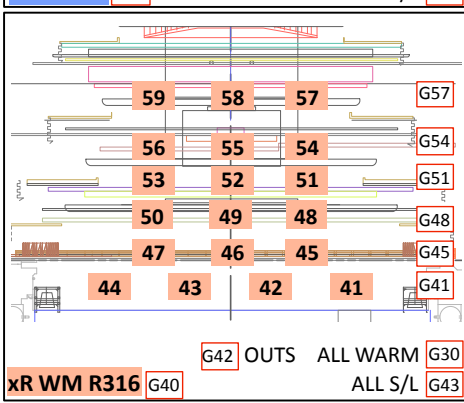
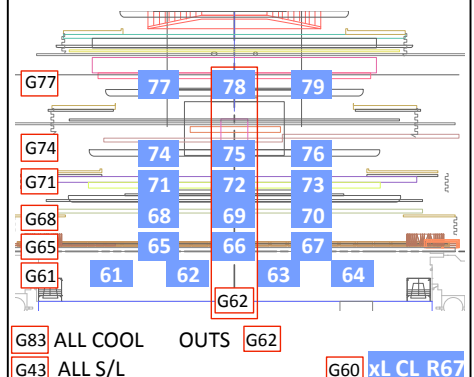
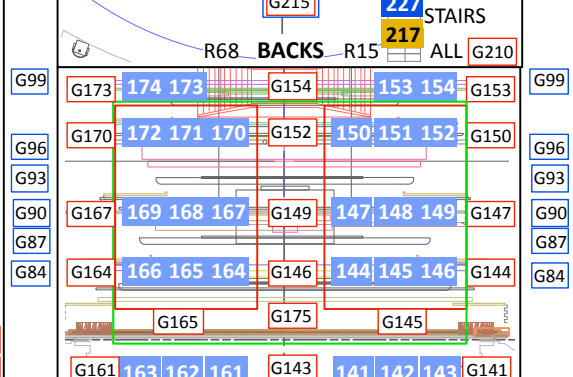
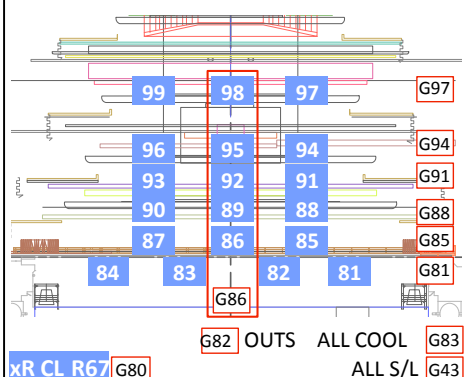
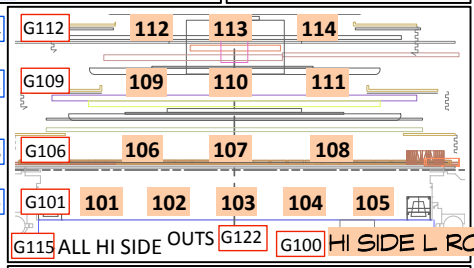
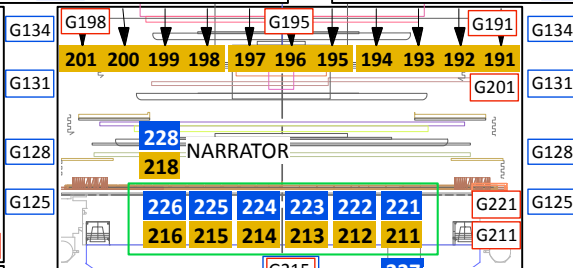
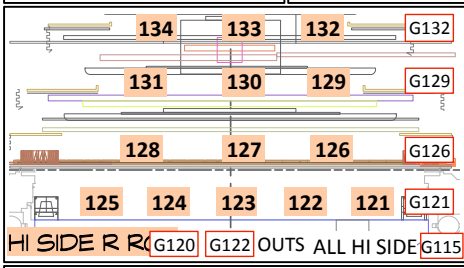
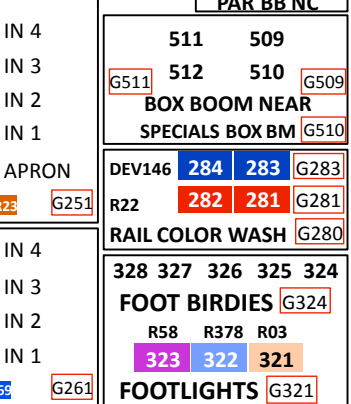
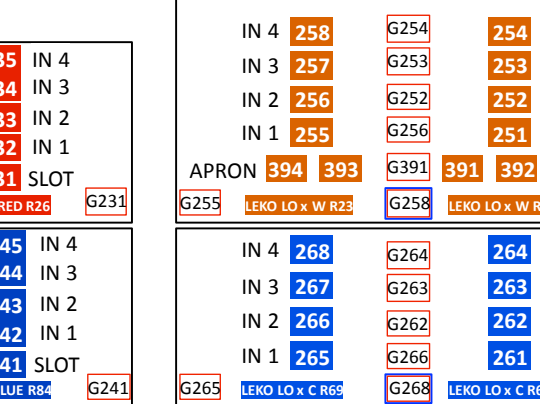
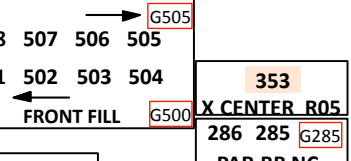
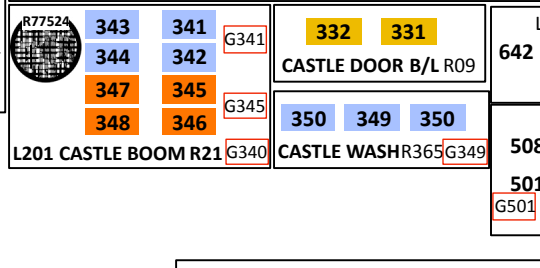
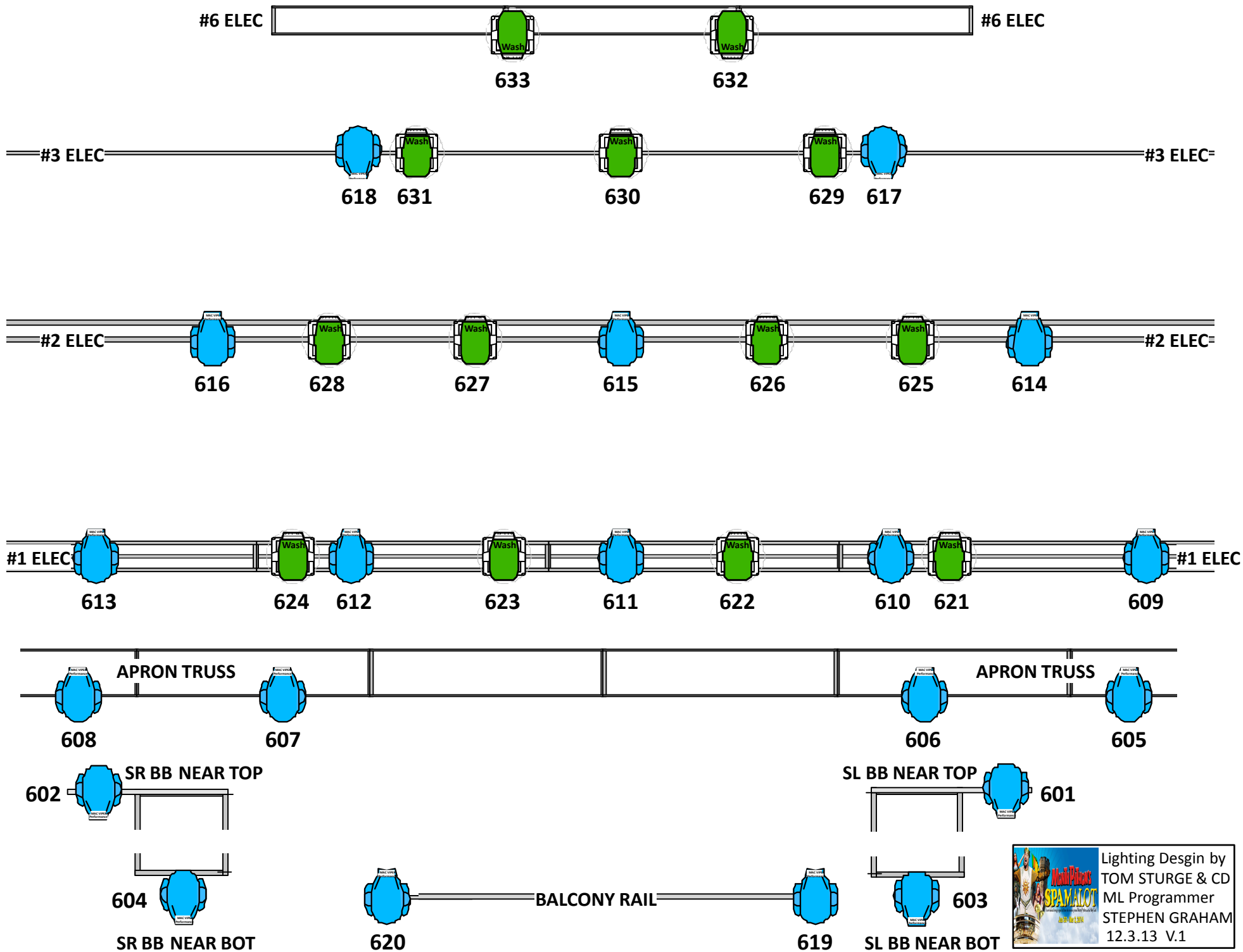



ALL CONV 699	SPAMALOT MAGIC SHEET v.4 LD: TOM STURGE CHRISTIAN DEANGELIS
SET PRACT 917	
FOOTS 916	
BOOMS 915	
LADDER R 914	
LADDER L 913	
#5 ELEC 912	Frame 1 L205
#4 ELEC 911	Frame 2 L744
#3 ELEC 910	Frame 3 L153
#2 ELEC 909	Frame 4 R52
#1 ELEC 908	Frame 5 R57
SR BB NR 907	Frame 6 R132
SL BB NR 906	ATMOSPHERICS
FAR BB 905	HAZER FAN 680
	HAZER 681
APRON BM 904	G683
APRON TR 903	GOD'S FEET 683-684
FAR TRUSS 901	RABT SMOKE 687
BALC RAIL 900	RABT STROBE 688
IN 5 926	FOG G689 689
IN 4 925	FOG LAB 690-697
IN 3 924	POP-UP SL G698 698
IN 2 923	POP-UP CTR 699
IN 1 922	POP-UP SR 700
APRON 921	
	CONDUCTOR 595
	HOUSELIGHTS 901
	HSE CORBEL L 902
	PAGODAS 903
	DOWN PARS 915
	ARCHITECTURE 916
	WORKLIGHT G920

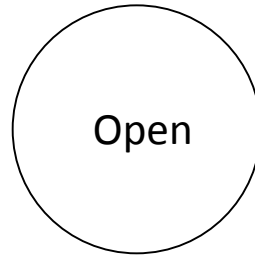





 Lighting Design by
 TOM STURGE & CD
 ML Programmer
 STEPHEN GRAHAM
 12.3.13 V.1

Mac Viper Performance

Frame 0




Frame 5



SQUARES

Frame 1




RAY
BRUSH

Wheel

1

Frame 4



TO BOLDLY GO

Frame 3



LIMBO

Frame 2



SPONGED