



State of the District Report

November 2024

Hughes-Elizabeth Lakes Union Elementary School District

Susan Denton, Superintendent-Principal

Jean Cummings, Business Manager

November 2024



- Progress (Glows & Grows)
- Curriculum
- Programs
- Enrollment/Attendance
- ELOP
- Personnel
- Facilities



Curriculum & Learning

Curriculum



Core Curriculum

- English-Language Arts-**McGraw Hill**
- Mathematics-**McGraw Hill**
- History/Social Studies-**Studies Weekly (TK-5) & McGraw Hill (6-8)**
- Science - **Amplify**

Supplemental Curriculum

- AVID Instructional Goals & Strategies
- Renaissance Learning - Star Assessments 360
- Lexia Learning - Core5, PowerUp, English Learners
- Dreambox Math
- Zingy-Science
- FrogStreet (TK)



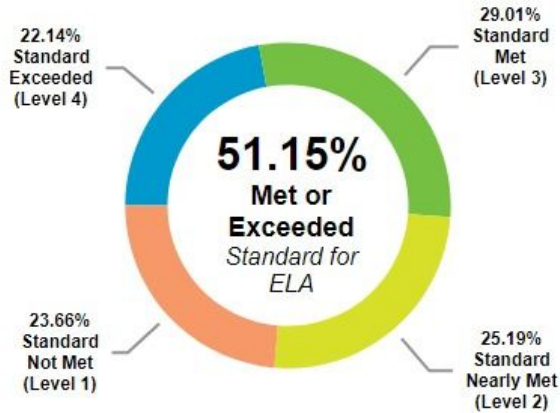
CAASPP 2024 State Testing

CAASPP 2023-2024 Scores - All grades overall

ELA
-11.85%

ELA

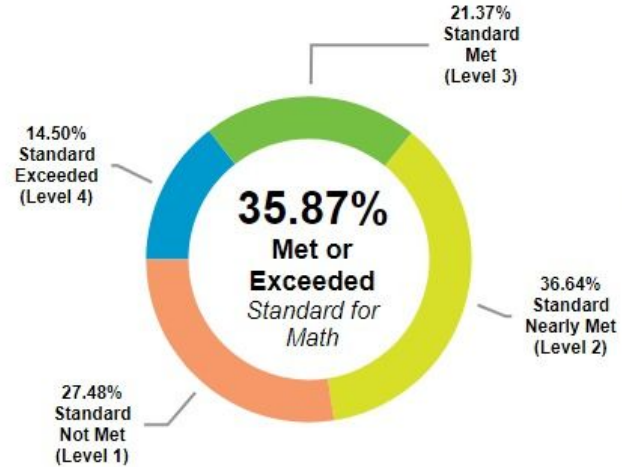
Percent of students within each achievement level



[VIEW ELA DETAILED TEST RESULTS](#)

Mathematics

Percent of students within each achievement level

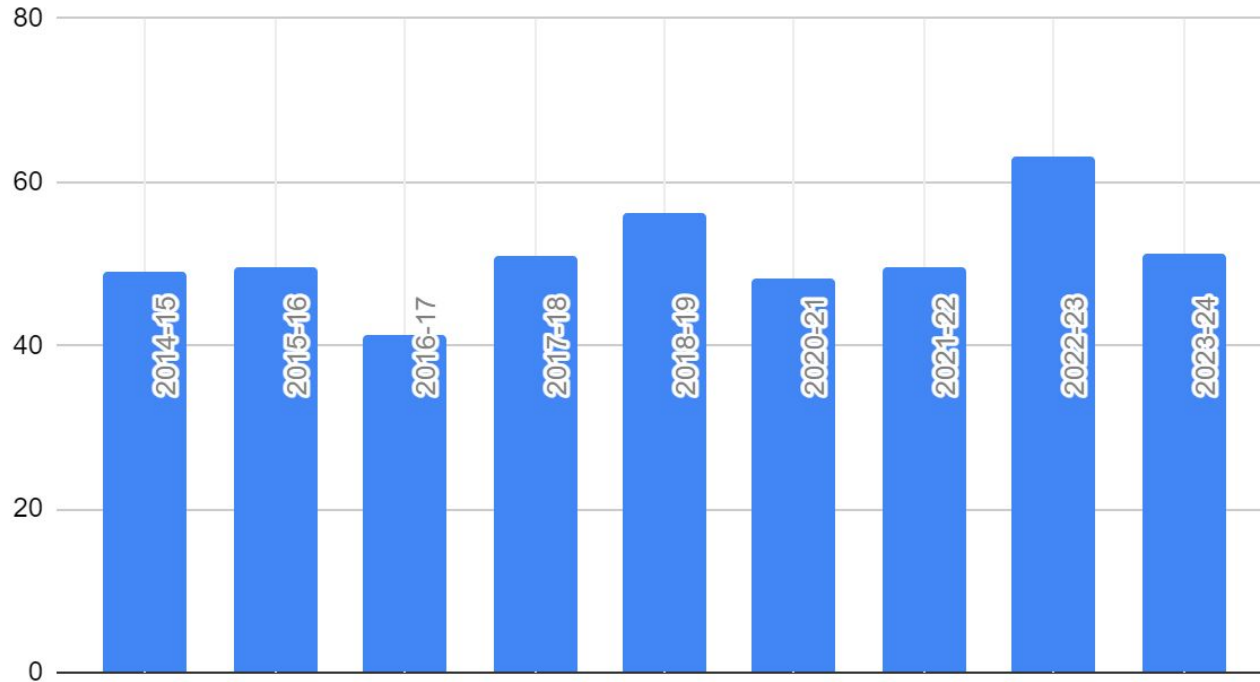


[VIEW MATH DETAILED TEST RESULTS](#)

Math
-6.29%

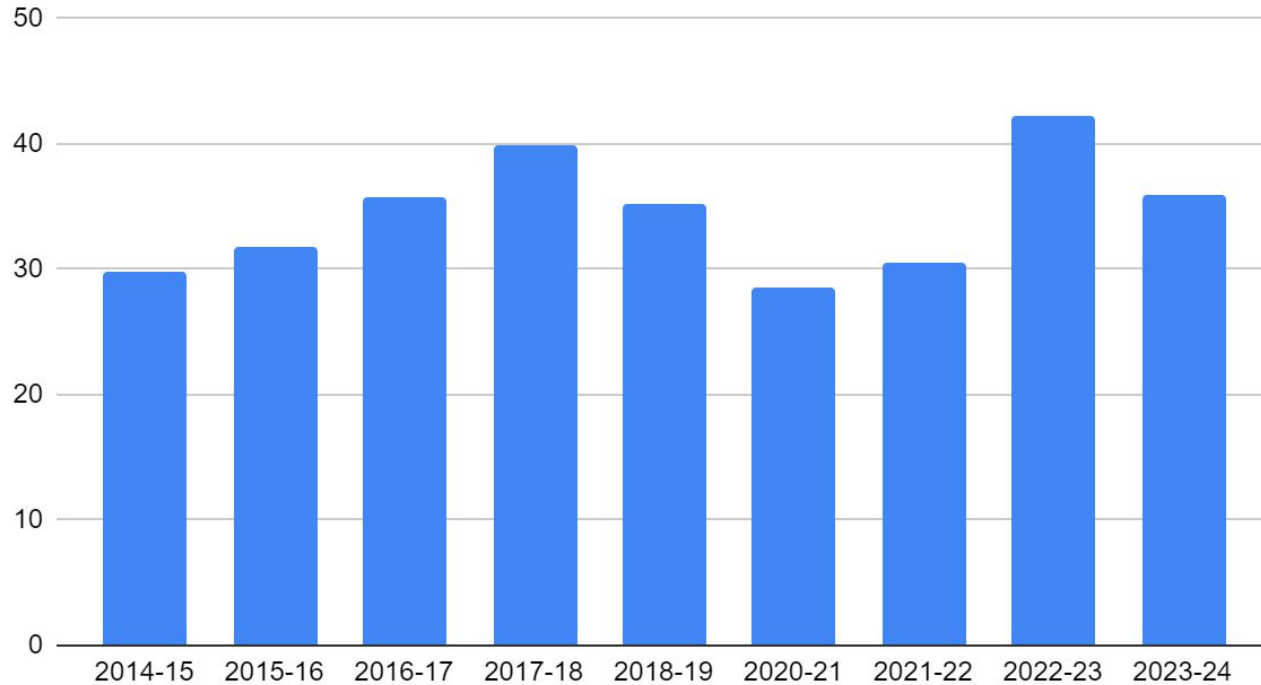
Trends over time - ELA

ELA - ALL GRADES AVERAGE



Trends over time - Math

MATH ALL GRADES AVERAGE

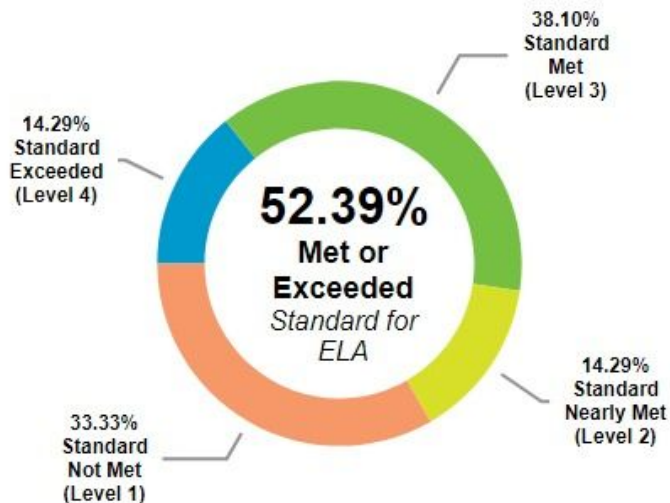


CAASPP 2023-2024 Scores - 3rd Grade

ELA

Percent of students within each achievement level

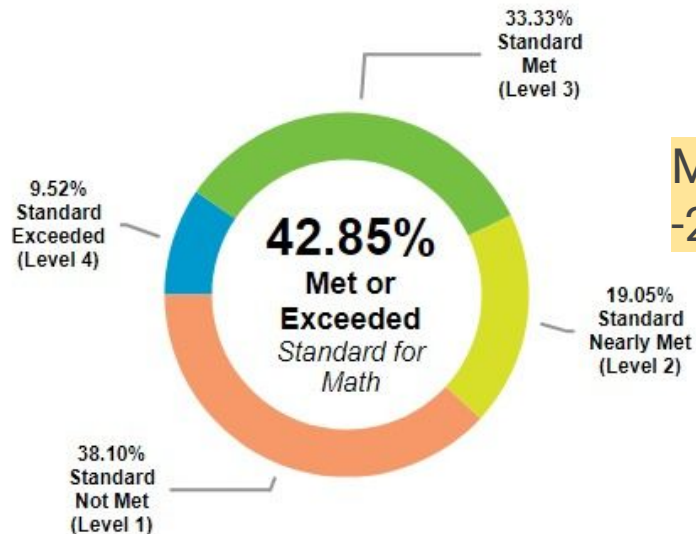
ELA
-22.1%



Mathematics

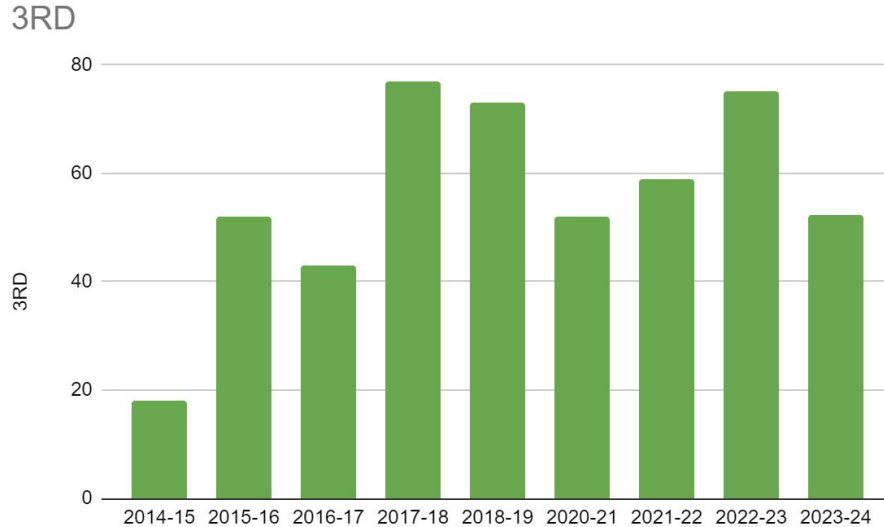
Percent of students within each achievement level

Math
-23.15%

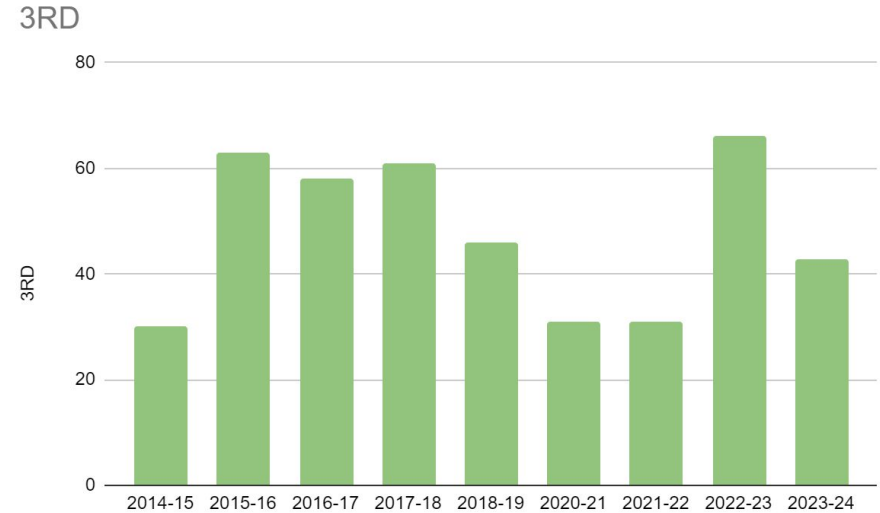


3rd grade Trends over time

ELA



Math

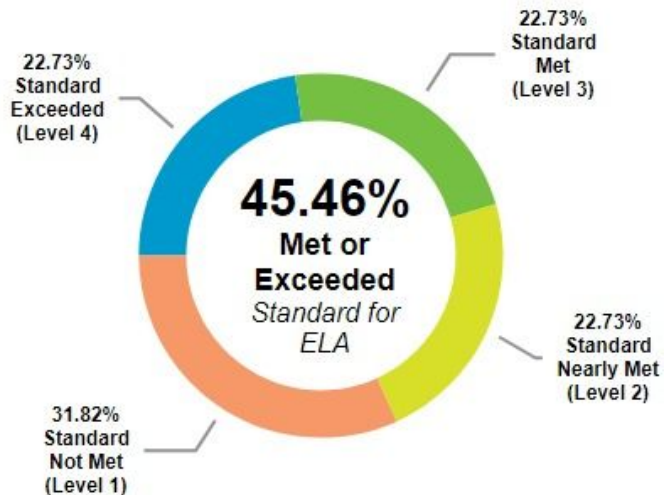


CAASPP 2023-2024 Scores - 4th Grade

ELA

Percent of students within each achievement level

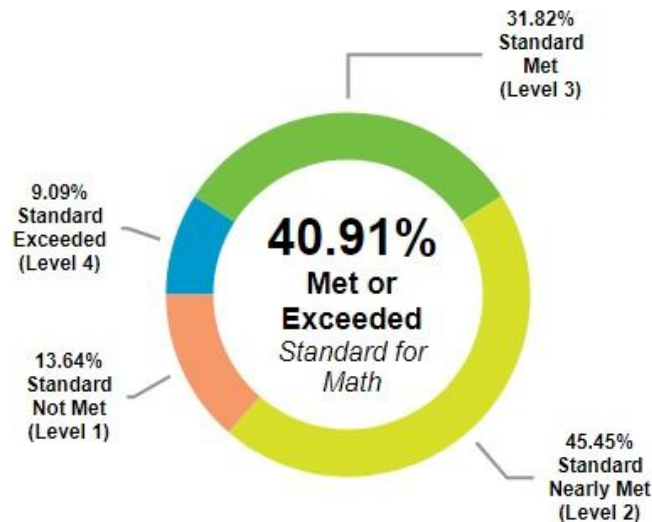
ELA
-13.54%



Mathematics

Percent of students within each achievement level

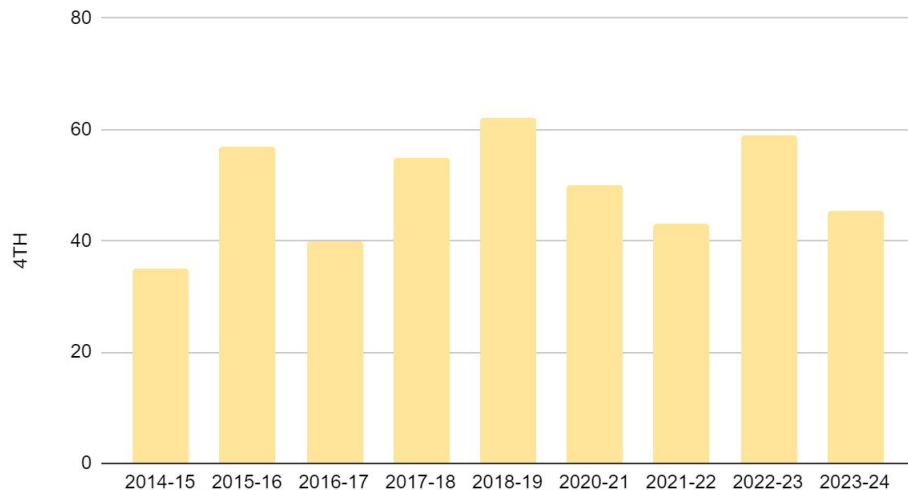
Math
+18.91%



4th grade Trends over time

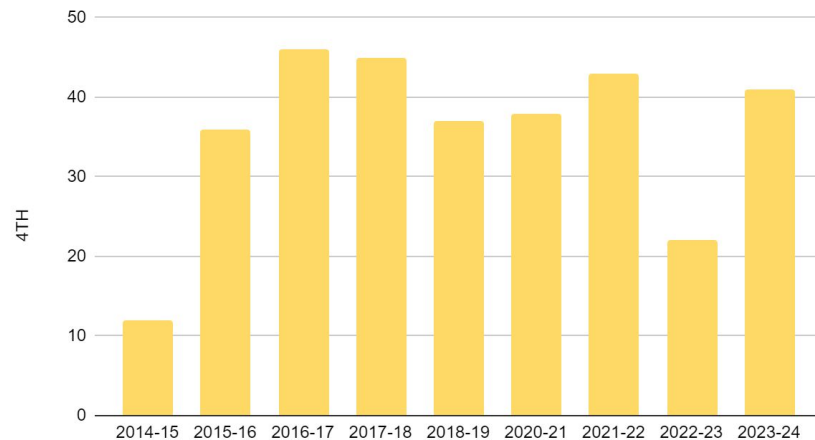
ELA

4TH



Math

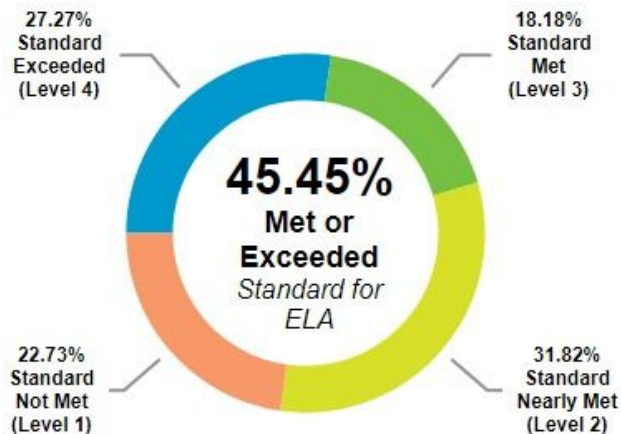
4TH



CAASPP 2023-2024 Scores - 5th Grade

ELA

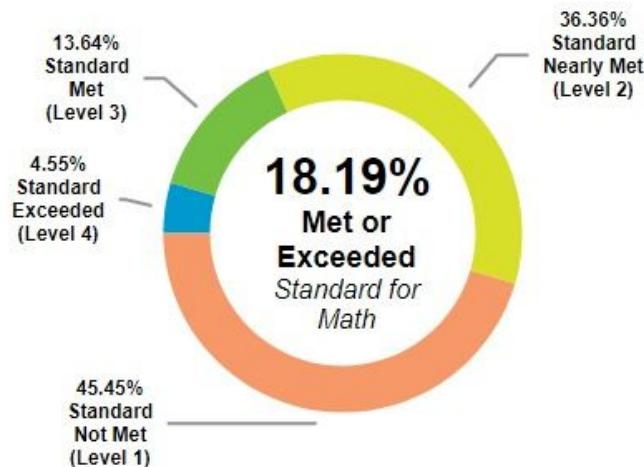
Percent of students within each achievement level



ELA
+10.45%

Mathematics

Percent of students within each achievement level

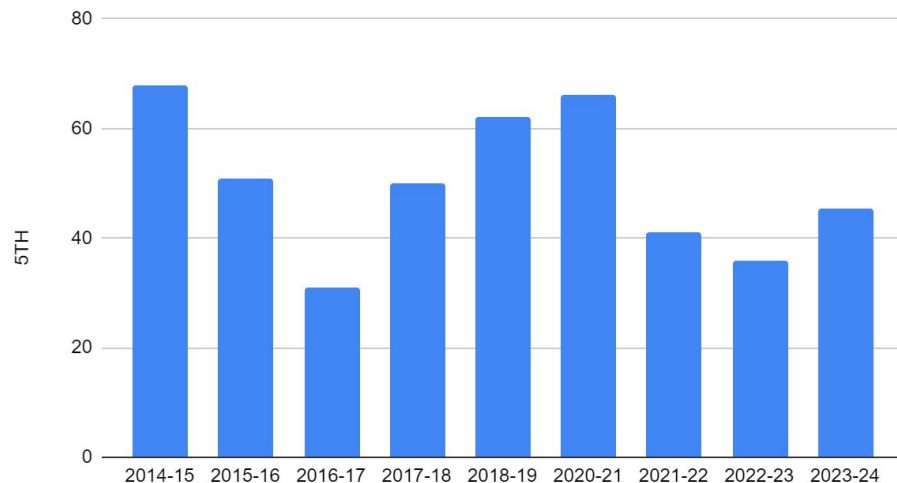


Math
-9.81%

5th grade Trends over time

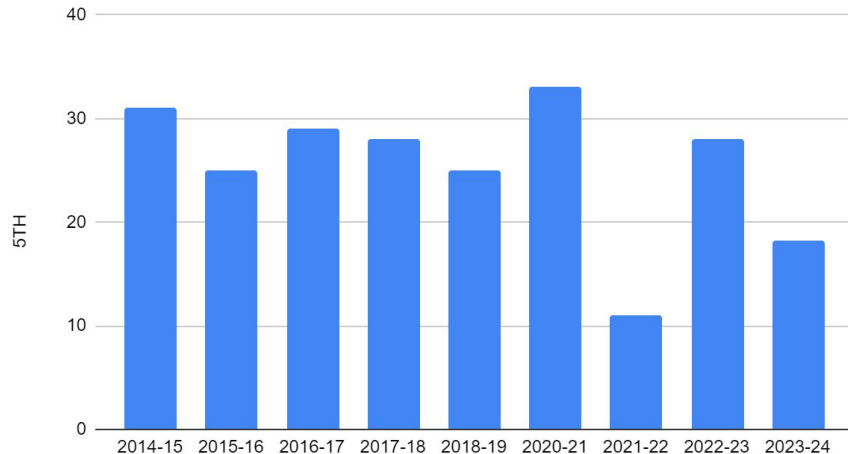
ELA

5TH



Math

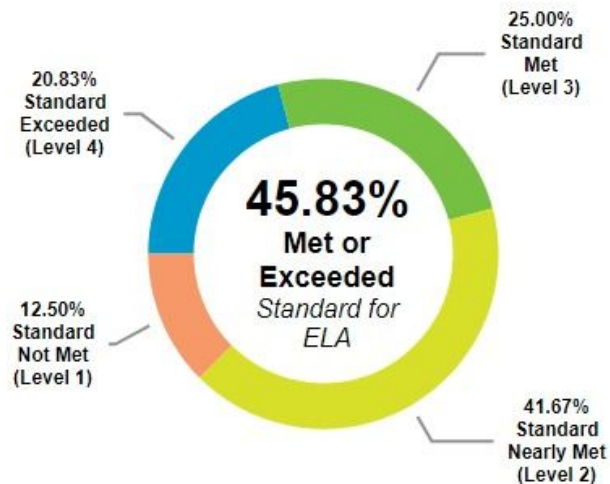
5TH



CAASPP 2023-2024 Scores - 6th Grade

ELA

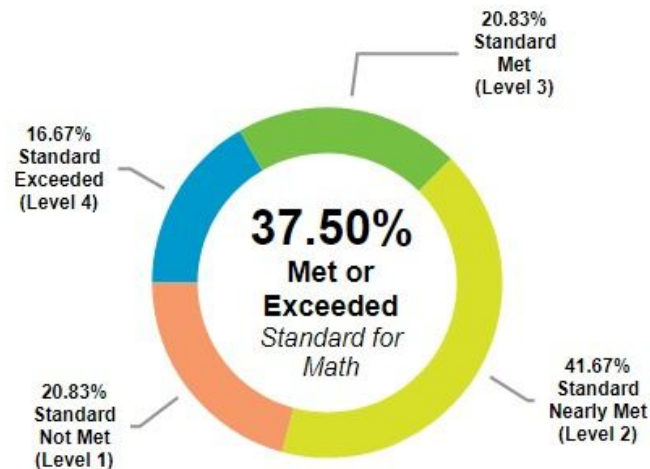
Percent of students within each achievement level



ELA
-30.17%

Mathematics

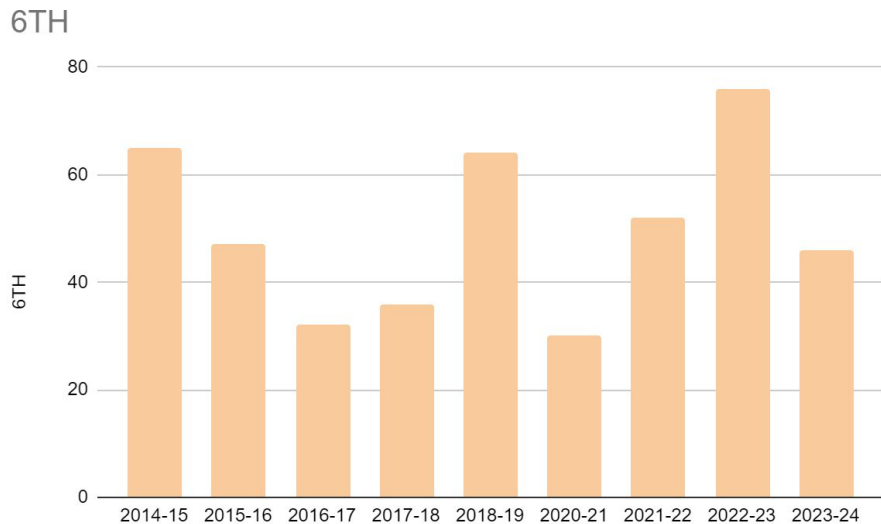
Percent of students within each achievement level



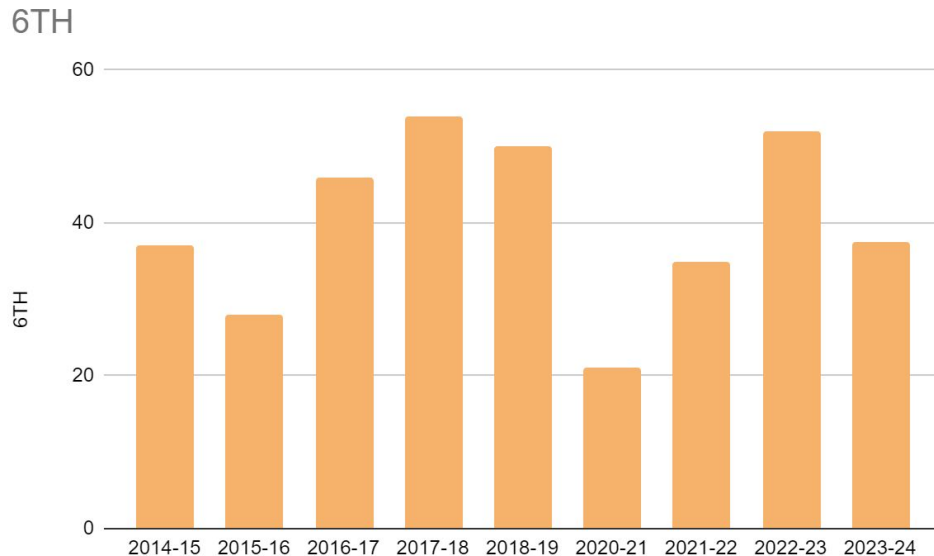
Math
-14.5%

6th grade Trends over time

ELA



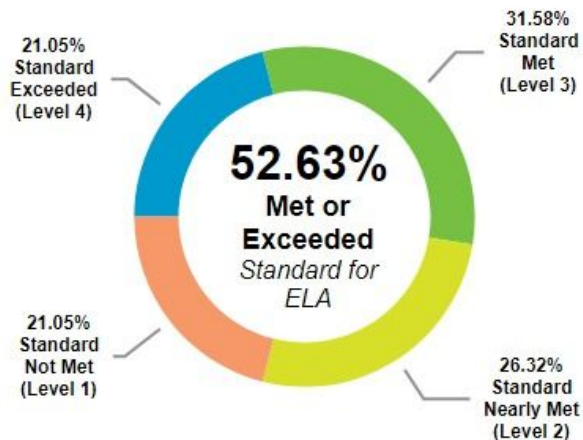
Math



CAASPP 2023-2024 Scores - 7th Grade

ELA

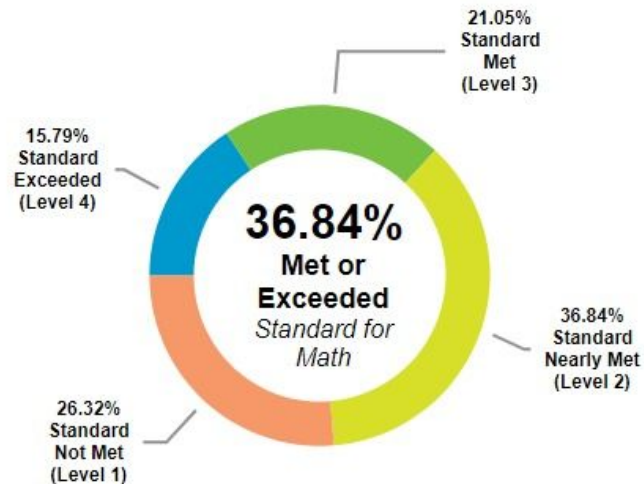
Percent of students within each achievement level



ELA
-13.37%

Mathematics

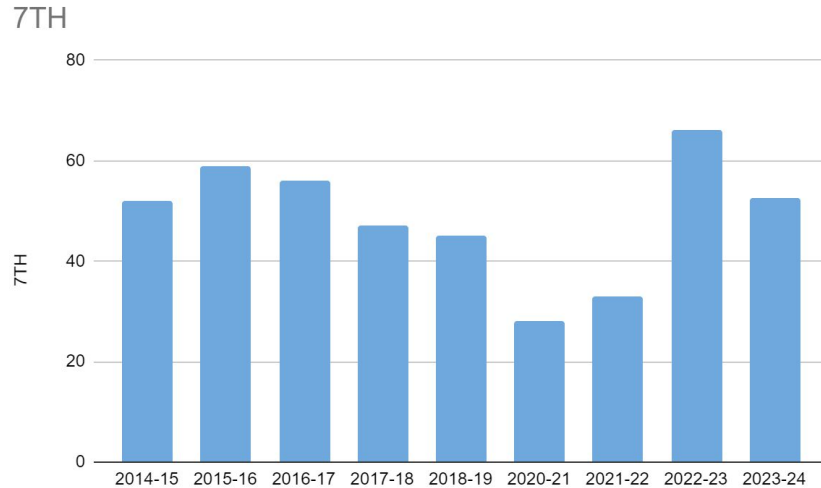
Percent of students within each achievement level



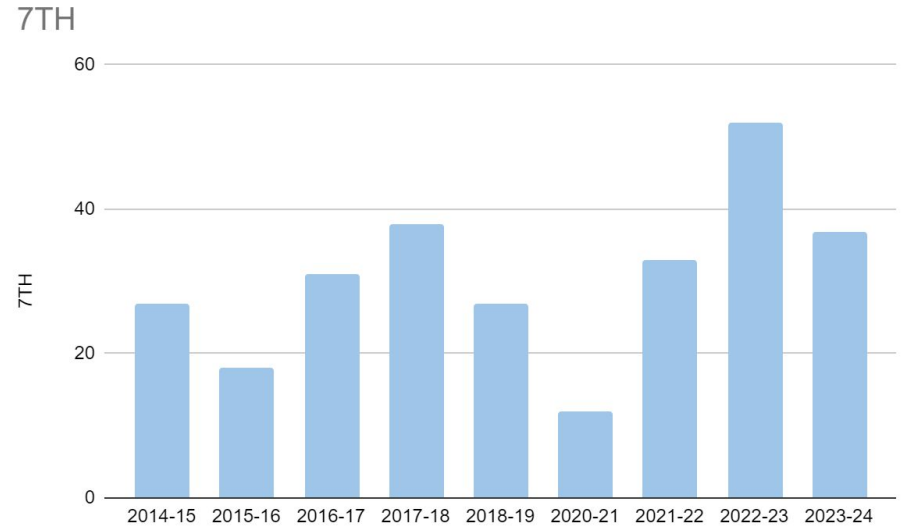
Math
-15.16%

7th grade Trends over time

ELA



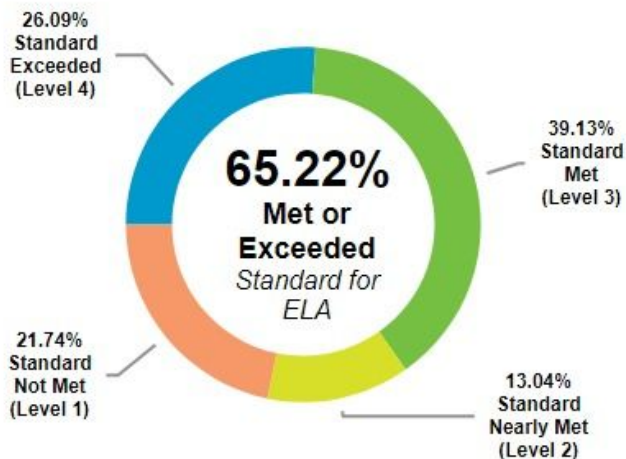
Math



CAASPP 2023-2024 Scores - 8th Grade

ELA

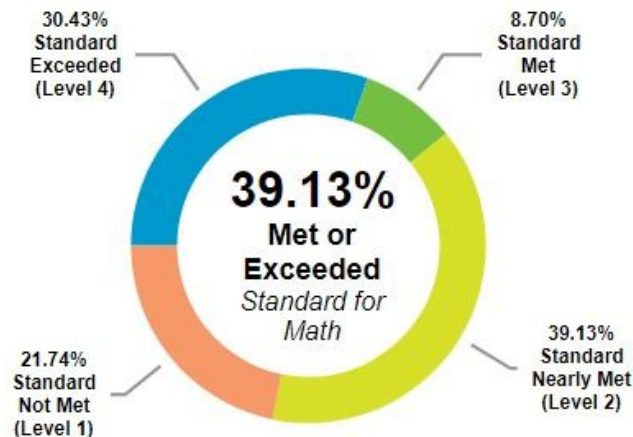
Percent of students within each achievement level



ELA
-0.78%

Mathematics

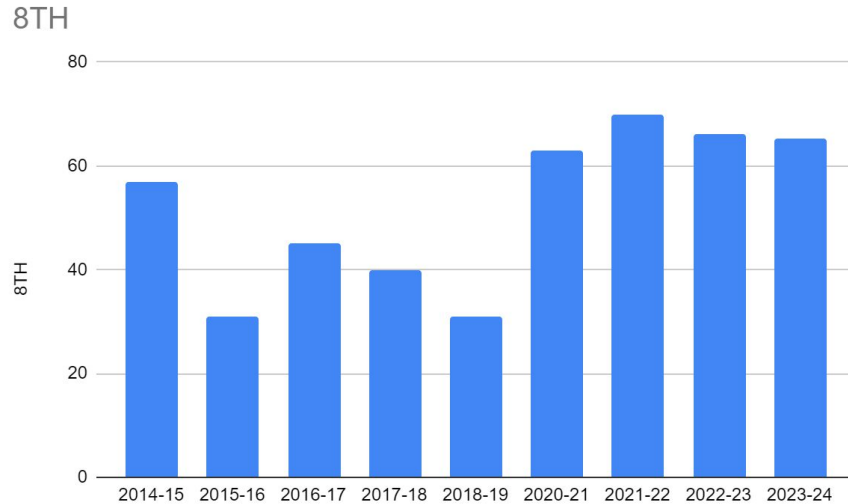
Percent of students within each achievement level



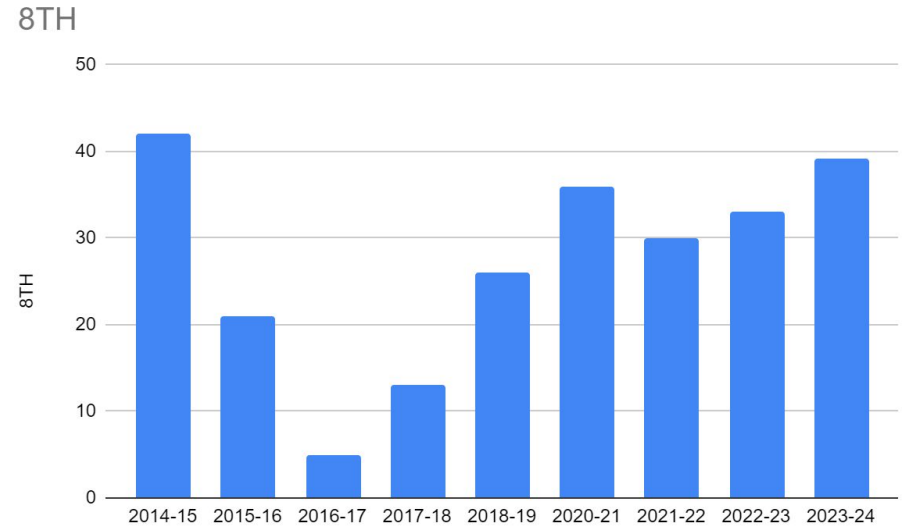
Math
+6.13%

8th grade Trends over time

ELA



Math

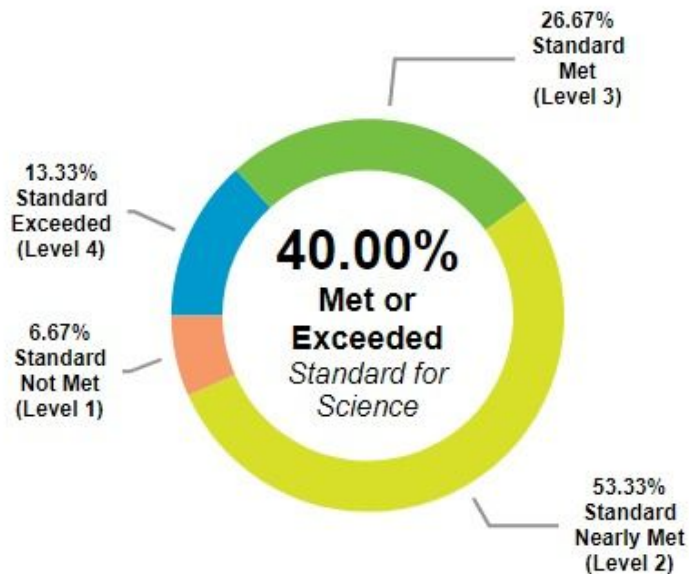


CAASPP 2023-2024 Science Scores - 5th & 8th Grade

Science

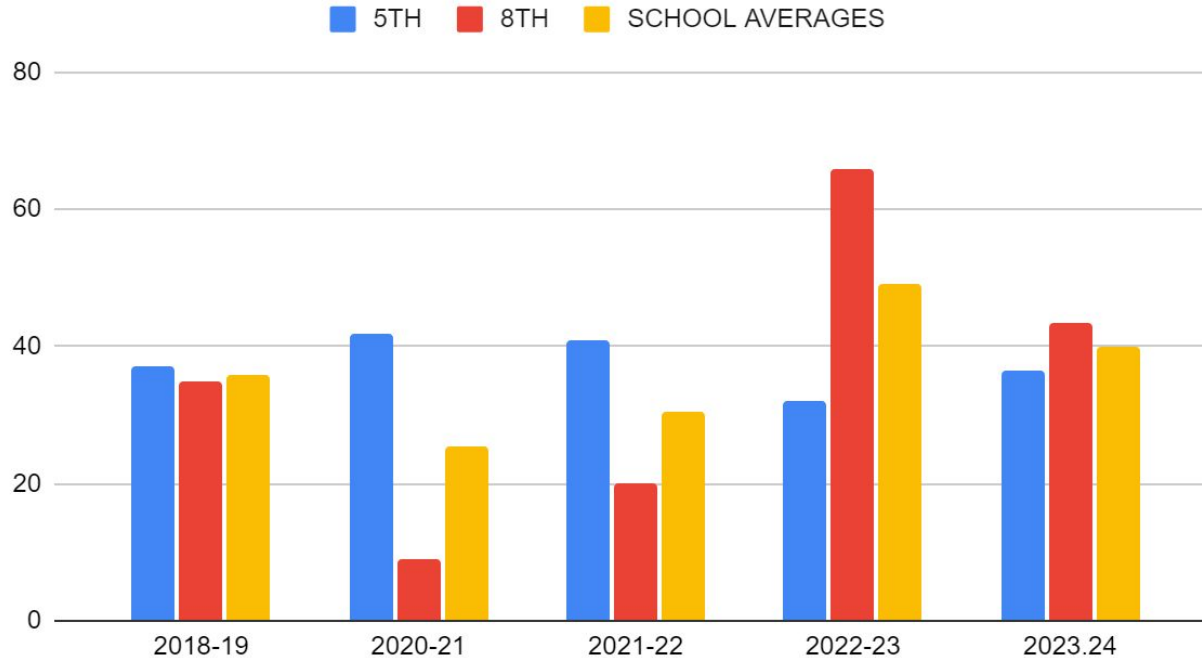
Percent of students within each achievement level

Science
-9.0%



Science Trends over time

5TH, 8TH and SCHOOL AVERAGES

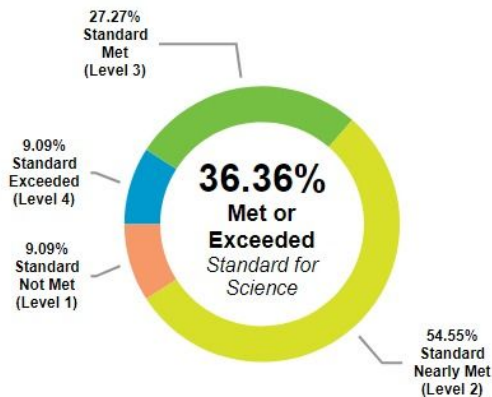


CAASPP 2023-2024 Science Scores - 5th Grade

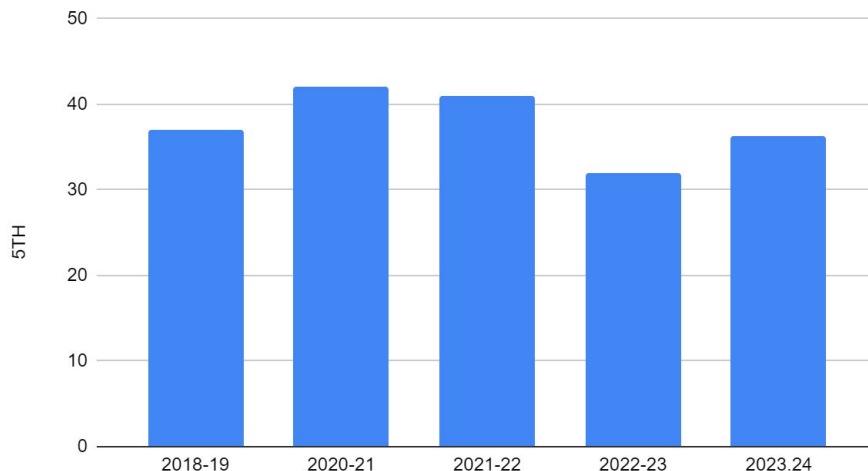
Science
+4.36%

Science

Percent of students within each achievement level



5TH vs.

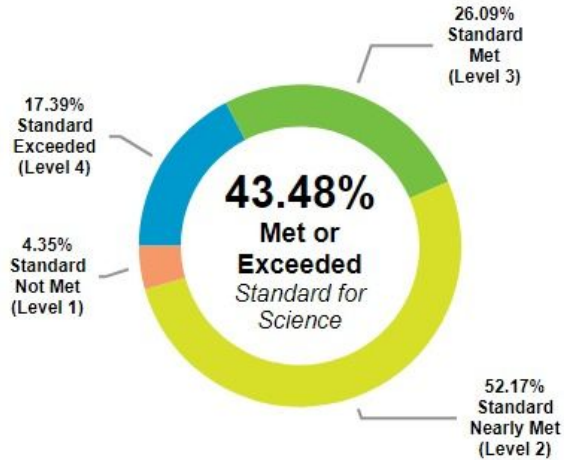


CAASPP 2023-2024 Science Scores - 8th Grade

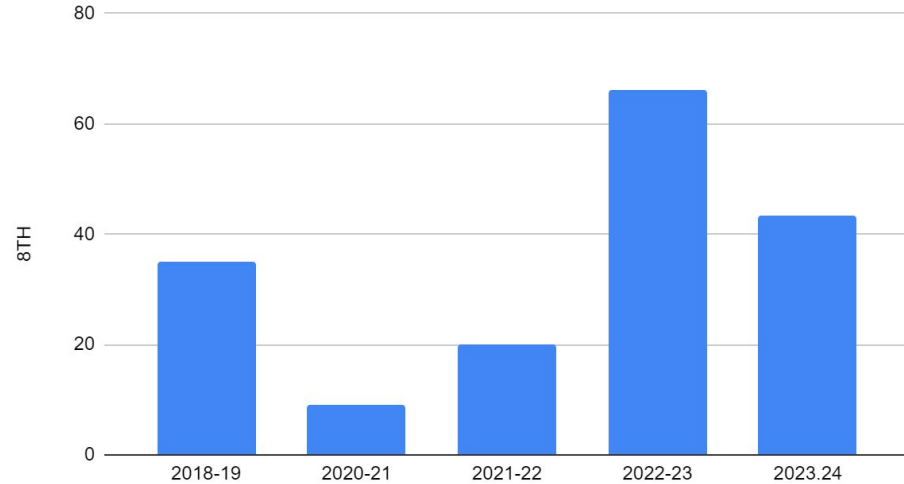
Science

Percent of students within each achievement level

Science
-22.2%



8TH vs.



Learning



Glows:

- ★ AVID Implementation
- ★ Assessments for Learning
- ★ Star 360
- ★ Lexia Learning
- ★ Dreambox
- ★ Middle School Learning Model with electives and W.I.N. Time (What I Need)
- ★ Staff Professional Development

Grows:

- AVID Goals Consistency
- Utilizing program data to inform instruction
- ELA & Math score improvements
- ELA sustainability and growth
- Math foundational skills growth
- Staff Professional Development
- Additional Instructional Aide Support TK-5

Funding: Learning Recovery, Educator Effectiveness



Personnel

Personnel

Certificated

Nine certificated FT teachers

Six substitute teachers

One Administrator

Funding Sources: LCFF - Unrestricted and Supplemental, Routine Maintenance, Special Education, Prop 39, LREBG, Prop 28-Arts & Music, Title I



Classified

23 Active

- Instructional Support Aides (TK-5)
- Supervision Activity Aides-ELOP (4)
- Office (2)
- Custodial - Maintenance (2)
- Food Program (2 including AVHSD)
- Playground Supervision (4)
- Transportation - open

Current openings:

- Night Custodian
- Bus Drivers
- Van Driver
- Substitutes (classified & certificated)
- Instructional Aides (2) - LREBG funded
- ELOP ISS Aides (2)

Personnel



Glows:

- ★ Quality of staff with district commitment mindset
- ★ Growth mindset of staff
- ★ Coverage for district needs
- ★ Timely projects
- ★ Safety of students and staff
- ★ Additional Instructional Support Aides
- ★ Bus Trainer training available

Grows:

- High need for bus drivers and training
- Reduce turn-over of classified
- Onboarding training for all staff included mandated trainings
- Culture-building time & activities with new staff
- Professional development for all personnel categories



Enrollment and Attendance

Enrollment and Attendance



Enrollment

- 2022-2023 - High 176
- 2023-2024 - High 205
- 2024-2025 - Current 196

Attendance

- 2022-2023 - 158.55
- 2023-2024 - 160.20
- 2023-2024 - 192.05
- 2024 - 2025 -

Daily Attendance

- ADA Goal 95%
- Current YTD 95.31%



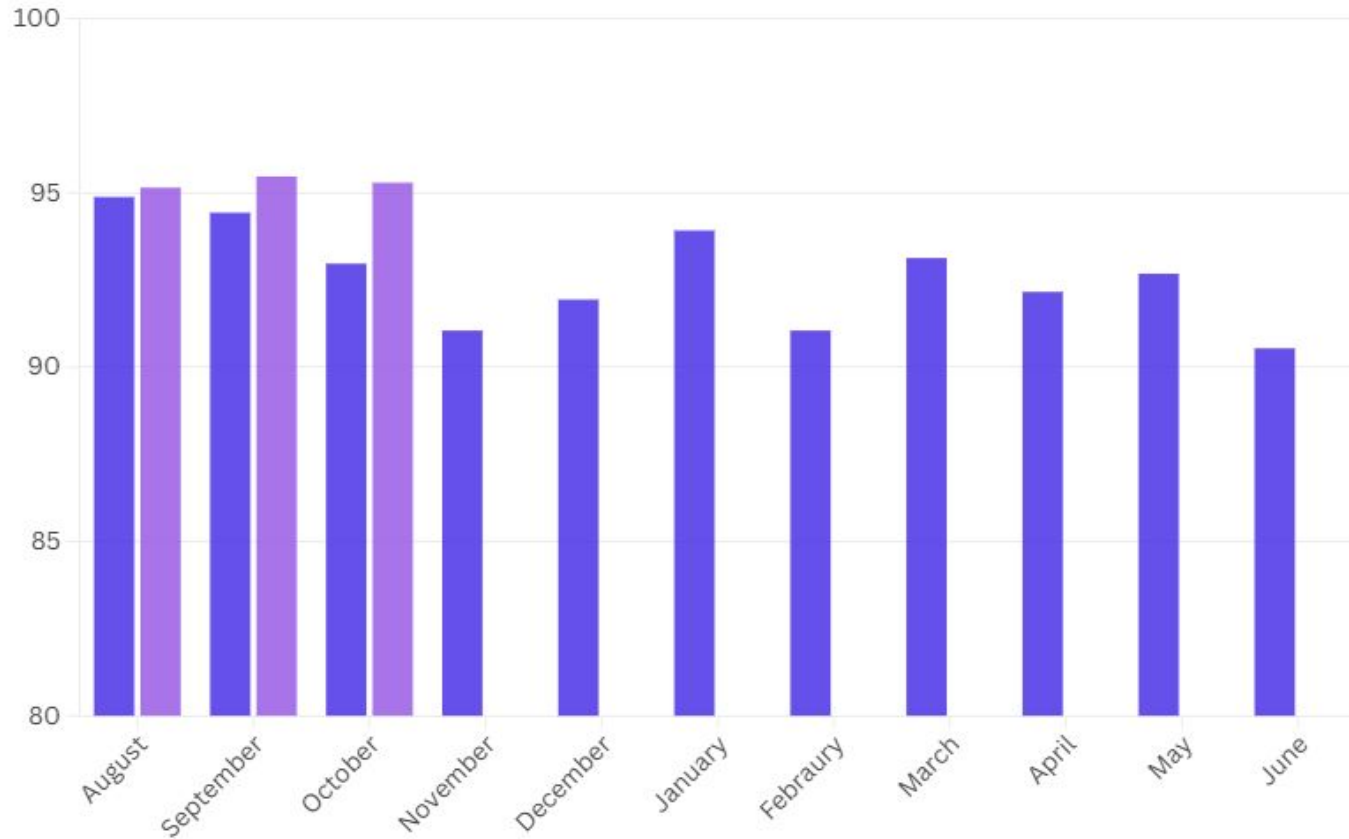
**Attendance
Matters**

Every student. Every day.

ADA Summary by Month

LCSSP Data

■ 2023-2024 ■ 2024-2025





Enrollment and Attendance

Glows:

- ★ Daily calls for absences
- ★ Weekly Follow-Up on high # absences / tardies (LCSSP)
- ★ Quarterly notices to families
- ★ Activity days = higher attendance
- ★ September Attendance Awareness month campaign
- ★ Monthly 95% Attendance Rewards
- ★ Projected enrollment = greater funding capacity
- ★ 100% Attendance on October 2nd (CBEDS day)

Grows:

- Reduction of Chronically Absenteeism by 10% this school year



Expanded Learning Opportunities Program (ELOP)

Expanded Learning Opportunities Program (ELOP)

Before School

- Daily average attendance: 18

After School

- Total # Enrolled - 139
- Daily average attendance - 65

Staff

- Lead 4-hour Aide
- Two 2-hour ISS Aides (adding 2)
- 5 Activity Supervision Aides (including sports)
- Substitutes (with current staff)

Intercession Days

- 30 Days offered
- Back to School BOOST Camp - 10 days
- 1 Saturday/month - 10 days
 - *Cancellations due to low enrollment*
- Summer Camp - 10 days



Expanded Learning Opportunities Program (ELOP)

Grows:

- ★ Staff Leadership
- ★ Student enrollment
- ★ Club/Class participation
- ★ Engaging club classes
- ★ Use of “PAWS” schoolwide
- ★ Assemblies
- ★ Structured Behavior Accountability System

Grows:

- Participation for “camp” days
- Systems & Timing
- 2 additional ISS Aides
- Onboarding Activities Supervision Aides (Clubs/Classes)
- Transportation for field trips *when available





Facilities & Transportation

Facilities & Transportation

Buildings

- New parking lot surfacing and painting
- Deep cleaning
- Cafeteria refresh
 - Floors & Logo Sticker
 - Ceiling
 - Sound
- Technology upgrades
- Camera Surveillance System

Grounds

- Sprinklers
- Vermin Abatement
- Fields and grass
- Driveway clearing
- Bee/Hornet removal
- Propane refills
- Septic tank service

Transportation

- 3 school buses
- 2 school vans
- Repairs to all vehicles



Facilities & Transportation

Glow:

- ★ Welcoming and safe campus
- ★ Staff leadership and ownership of projects
- ★ Sense of facility pride
- ★ Working facilities
- ★ Timely troubleshooting & repairs

Grows:

- Funding for future projects
- Projected project list and timeline
- Sprinkler and grass repair/refresh (hydroseed project)
- Regular grounds upkeep
- Bus Driver Training opportunities and Driver Commitments





Financials

Financials

Brief Summary

- ★ Maintain staffing with new hires
- ★ Title II, Title IV, REAP Funds - PD, tech equipment, STEM program
- ★ Title I, Special Ed- staffing, support services, supplies
- ★ UPK, Arts & Music, ELOP, AMIM & LREBG Programs - ISS & supervision aides, student resources - Lexia, Dreambox, AVID, Frogstreet, Zingy & support curriculum.
- ★ Facility & Retiree Funds

Upcoming Information

- Long term stable growth for staffing from Enroll/ADA
- Budget changes - 1st Interim
- County / Vendor relations
- Campus, staff, online curriculum safety & security
- Technology - communication upgrades
- Transportation



Financials

Glows:

- ★ LACOE assurances of stability
- ★ Timely reporting
- ★ Positive standing
- ★ Financially sound practices (checks and balances)
- ★ Transparency

Grows:

- Seek Additional Funding
- Training
- Transitions and Staffing





Thank you!