




DOG CHAT

Brought to you by
Illawarra Dog Training Club



December / January 2021

**Chew up 2020 and
jump into 2021**



IDTC has one bumper year planned

Contents

- Membership Cards / Cancellation of Training in Extreme Weather
- Chief Instructors Report
- Rally Information Night – 26th February
- Doggie treat of the month – Festive Cookies
- Heat Stress in Dogs
- Breed of the month – Chihuahua
- Challenge for the Juniors – Maze
- General Club Information –
Committee, Instructions, Ground Rules & Promotions.



Membership Cards

Any member on the grounds is asked to wear their membership card. This will allow records to stay up to date, helps us out when recording the information and most importantly it protects you.

In case of an emergency it will help us identify quickly and efficiently.

If you have misplaced your card or holder replacement cards and holders can be purchased at the clubhouse for \$2.

Extreme Weather Cancellations

We ask our members to keep an eye on the social media Facebook and Instagram on days when it is extremely hot or electrical storms are around.

Illawarra Dog Training Club is affiliated with Dogs NSW and we must abide by Dogs NSW regulations and we have a duty of care to all our members including the dogs to keep everyone safe.

Cancelling any training day is a decision not taken lightly but sometimes it is necessary.

You can read about some of the issues of heat stress in this newsletter

Chief Instructors Report December/ January 2021

What a year 2020 was for everyone! Now we can all look forward to a brighter 2021. With only 3 training days in December and January we still seen an average of 52 dogs on grounds each week.

At the end of last year, we welcomed Loreena as a new instructor after successfully completing training. If you see her on grounds be sure to say hello. If you are interested in finding out about becoming an instructor or would like to join the next instructor's course, please come see me or talk to your instructor on the day and we'll see what we can do to get you started on your journey.

Now as we enter a new year of training it was wonderful to welcome 17 new faces and reacquaint ourselves with our existing members. It was heartening to roam the grounds on our first day back and see all the progress that has been made over the break. Congratulations to everyone for keeping up all their hard work.

We still have a few months of warmer weather ahead of us so please be mindful of your dogs and try to train in the morning or evening whilst the weather is cooler. Keep in mind when you're in class if you aren't sure of what an exercise requires you or your dog to do please ask your instructor for help and they will get someone to help you one on one if available.

We have many of our instructors and a growing number of club members competing in and preparing to compete in obedience and rally, if you're interested in learning what you need to do to participate in these enjoyable sports please approach your instructor who'll be able to direct you to get started
Our recent trial results are: -

Wollondilly Kennel Club Double Obedience Trial

Mark and Kaos

Open Obedience 187 points (pass) 2nd Place

Danni and Pepsi

Open Obedience 179 points **FIRST PASS**

Carol and Cruze

Open Obedience 186 points (2nd pass) 3rd Place **TRIAL A**

Open Obedience 192 points (3rd pass **TITLE**) 3rd Place **TRIAL B**

INCIDENT BOOK

No Incidents to report

Cheers

Fiona Moulton.



RALLY INFORMATION NIGHT



February 26, 2021

6pm

Illawarra Dog Training Club Grounds

Registration Essential

Cost – Free for members

Bring your notepad and yourself

(no dogs at this session there is plans in the future to give it a go)

Discover what its Rally is all about, how it works,
ask judges and competitors questions.
Demonstrations will occur on the night so we can see it
in action.

A great intro for teamwork with your best friend.
If you would like to attend, please talk to your instructor
or Fiona Moulton (Chief Instructor).

Doggie Treat of the month

Festive Cookie Biscuits

(Proud Dog Mum)



Ingredients

2 1/2	Cups of oat flour
1	Cup finely ground almond flour
4	Large Strawberries, diced
4	Fresh mint leaves finely chopped
2	Tablespoons coconut oil
1/3	Cup of Water
1/3	Cup pure pumpkin puree

Directions

- 1 Preheat oven to 160°C and line two trays with baking sheets
- 2 Combine all dry ingredients in a large bowl
- 3 In a separate bowl mix all wet ingredients together
- 4 Add the wet ingredients to dry and thoroughly combine. Mix with a spoon or fork
- 5 With your hands knead dough for several minutes, eventually forming a dough ball.
- 6 Let dough rest for about 10-15 minutes in the freezer before rolling flat
- 7 Sandwich dough ball between two sheets of parchment paper and roll flat with a rolling pin
- 8 Using a cookie cutter, stamp out biscuits
- 9 Place biscuits on baking sheet and bake for 30 mins
- 10 Transfer biscuits to a wire rack to cool

Store in airtight container in the refrigerator up to one week or in the freezer up to three months.

Heat Stress in Dogs

Extract from 'The Dog Owner's Manual' By Dr Karen Hedberg BVSc

Due to our hot climate, heat stress is quite a common problem in the hotter months. It must be remembered that this condition can be a medical emergency and failure to act quickly can result in the death of the dog.



PRE-DISPOSING FACTORS AFFECTING THE INCIDENCE OF HEAT STRESS

1. Weather - Heat stress usually occurs on very hot or moderately hot days following several consecutive hot days. The continual heat gradually lowers the dog's body reserves of sugar and salts, so that the longer a hot period lasts, the easier the heat stress can occur. In this situation, it only takes a little extra stress to set heat stress off.
2. Restricted air circulation – Heat stress can readily occur if a dog is in an area with such as a closed car, crate, tent or dog trailer, where there is inadequate through circulation of air. Dark vehicles and dog trailers absorb more heat and so will overheat more rapidly. Air conditioning in stationary cars, if left unattended, can fail quickly because of the power drain required and is also a problem.
3. Dogs that are exercising heavily in hot weather e.g. Greyhounds, are particularly at risk.
4. Black dogs absorb more heat than lighter coloured dogs (as they do not reflect the light, but absorb it), are all more prone to heat stress, as are very young and elderly dogs, as well as brachycephalic breeds.



THE DOG'S MAIN WAYS OF LOSING HEAT ARE:

1. Respiration through panting.
2. Sweating through pads. Dogs do not sweat in the same way as humans.
3. Heat loss through areas of minimal hair i.e. belly and anus.

SYMPTOMS

A dog suffering heat stress is usually very sluggish and reluctant to move.

** Respiration is extremely rapid and the mucous membranes, i.e. the gums and conjunctiva, are blue-ish.


The breathing is extremely laboured and there is usually very little salivation. The dog may vomit, stagger and collapse and if not treated quickly at this stage, it will quickly die. The rectal temperature of the dog is usually well over 40.0°C.

TREATMENT

The first priority is to cool the dog fairly rapidly.

Like humans, the most important area to cool is the head and neck, particularly under the neck. The blood going to the brain must be cooled to prevent brain damage and to settle down the respiration rate. Turn a cold water tap on full bore to wet the dog thoroughly all over starting on the head and neck, and keep the water running over the dog for a minimum of 5-10 minutes. If you have any ice or a cool

pack, place some on the bridge of the nose (this is especially important on short nosed breeds) and under the neck.



Keep the water flowing over the dog until the respiration settles down. You can wet the sides of the dog's mouth but don't expect the dog to swallow much water as it may be incapable of swallowing at this stage. Too much water in the throat at this stage will choke it.

When the dog starts to breathe in a less laboured manner, turn off the tap and keep sponging the dog down with wet towels, still paying particular attention to the neck, abdomen, anus and feet. Too rapid a temperature drop can equally cause brain damage – do not use iced water. Bath tubs are great – leave the plug in and keep the water ½ way up the sides of the dog. Take the dog's temperature once the respiration rate is reduced and keep cooling the dog until the temperature is between 39.0 and 39.5 degrees C.

As the respiration rate returns to normal, leave the dog sitting on a wet towel and give it a small amount of water to drink.

*****Remember that heat rises - do not place wet towels over the dog, as it prevents the heat escaping! *****

**** As soon as the dog settles down take it to the nearest vet if it has not returned to normal quickly i.e. if the dog is still really sluggish.**

The vet will usually administer a very short acting cortisone and fluids which returns the body systems to normal and helps the dog to recover from the stress. Badly affected dogs can require oxygen administration.

It is an idea to administer fluids, either intravenously if the dog is severely affected, or orally if it is less severe. The electrolytes replace the salts that the body has lost. Weak glucose solutions with electrolytes is a help. Nothing too concentrated should be given as the idea is to rehydrate the dog by returning fluid to the body.

PREVENTION OF HEAT STRESS

Prevention of heat stress is of course far better than having affected animals.

1. Always ensure that your dogs have adequate shade and water. If the dog for some reason must be left in a confined area, ensure that: -

- (a) Ventilation is more than adequate.
- (b) Shade is available.
- (c) Water is always available.

2. Puppies, brachycephalic breeds and old dogs are especially susceptible to heat stress. If your dog falls into these categories, you should leave a wet towel or wet newspaper over part of their living area on very hot days.

If you freeze a large dish of water, it can be left out to gradually melt during the day. Leave a sprinkler going over the shed if it can be managed or direct a fan over the animals to stir the air. If using a fan with puppies make sure it is directed over them and not down on them.

3. In hotter weather it is a good idea to give your dog electrolyte salts to help prevent heat stress.

Electrolytes are very helpful, especially after several hot days. There are various brands available and they usually contain some glucose (e.g. Staminade*, Recharge*). Give one level teaspoon for average to large breeds in their food the night before expected hot days. If using a liquid electrolyte e.g. Lectade* use 10-15mls of the concentrate for the same size dog.

Put the electrolytes in the food as dogs do not like it in water.

4. If travelling in hot weather, in addition to the electrolytes, always travel with plenty of water (preferably with frozen cool packs as well). If the dogs are at all distressed, wet them down and place them on wet towels. Dogs cool quickest through their feet, belly and anus. Hot air rises, so do not cover the dogs with wet towels.

5. More recently there are cool coats and cool mats that once wet, keep the dog cool. Great for dog shows and short outings. Must be careful as if the coats dry out, the dog will start to heat up rapidly i.e. the coat must remain wet to be effective.

****Remember: -**

1. In hot weather, ALWAYS ensure there is access to shade, good through ventilation and water at all times.
2. Heat stress can occur on a relatively mild day, especially if it has been very hot for the previous few days.

BRACHYCEPHALIC BREEDS IN HOT WEATHER



Because all brachycephalic breeds have varying degrees of the predisposing anatomical features of airway obstruction, even if it is subclinical, it is appropriate to treat all brachycephalic breeds as having the potential for upper airway obstruction. It is worth remembering that with the shorter face, the less the air will cool before it reaches the lungs.

Predisposing Risk Factors - Heat, humidity, exercise, excitement can all increase panting as the dog attempts to lose heat and cool itself. This excessive panting can in turn can produce local swelling (oedema) and further airway narrowing, increasing anxiety and body temperature; creating a vicious cycle.

TREATMENT

If panting hard, cool the dog all over by hosing the dogs down in a bath or a wading pool. Pay particular attention to the head, throat and belly. Do not attempt to make the dog swallow. Ice packs placed along the belly, under the throat will help cool the dog. Keep going for a minimum of 10-15 minutes or until the respiration rate slows down. If the dog is still having problems, get the dog to the veterinarian as soon as possible. Keep the car air conditioned with the cold air aimed directly into the face of the dog.

PREVENTION

Be aware of the temperature on a daily basis, weather forecasting generally will give a good idea well ahead of hot weather. Place your dogs on extra electrolytes in their food as this can help them cope with the heat better. Keep your dogs in cool conditions with plenty of through ventilation. In extremely hot weather, the more affected dogs may need to be kept in an air-conditioned area. Fans, wet towels on the floor etc can all be useful items to leave out on hot days.

TRAVELLING

These breeds need plenty of air flow around their bodies, particularly in hot weather. If transporting by air, larger crates are needed.

Be very careful moving brachycephalic dogs from air-conditioned areas (like a car) into direct heat, as the sudden large change in temperature can stress these dogs very quickly. If travelling in an air-conditioned car, turn the air conditioning off a good 10-15 minutes prior to stopping and open the windows to equalise temperatures.

This article appeared in DOGS NSW magazine, February 2017 edition.

Breed of the month

Chihuahua



(Sourced from dogtime.com)
GROUP – COMPANION

Breed Characteristics in A Snapshot

<p>Adaptability 3/5</p> <p>Adapts Well to Apartment Living 5/5 Good for Novice Owners 4/5 Sensitivity Level 5/5 Tolerates Being Alone 1/5 Tolerates Cold Weather 1/5 Tolerates Hot Weather 2/5</p>	<p>All Around Friendliness 4/5</p> <p>Affectionate with Family 5/5 Kid-Friendly 5/5 Dog Friendly 2/5 Friendly Toward Strangers 2/5</p>
<p>Health and Grooming Needs 2/5</p> <p>Amount of Shedding 2/5 Drooling Potential 1/5 Easy to Groom 5/5 General Health 2/5 Potential for Weight Gain 3/5 Size 1/5</p>	<p>Trainability 3/5</p> <p>Easy to Train 4/5 Intelligence 4/5 Potential for Mouthiness 3/5 Prey Drive 3/5 Tendency to Bark or Howl 3/5 Wanderlust Potential 2/5</p>
<p>Physical Needs 3/5</p> <p>Energy Level 3/5 Intensity 2/5 Exercise Needs 1/5 Potential for Playfulness 4/5</p>	<p>Dog Breed Group: Companion Height: 6 to 9 inches tall at the shoulder Weight: 3 to 6 pounds Life Span: 10 to 18 years</p>

- **History**

As with so many breeds, the Chihuahua's origins are unclear, but there are two theories of how he came to be. The first is that he descended from a Central or South American dog known as the Techichi.

The second theory is that small hairless dogs from China were brought to Mexico by Spanish traders and then bred with small native dogs.

Regardless of which theory is accurate, the shorthaired Chihuahua we know today was discovered in the 1850s in the Mexican state of Chihuahua, from which he took his name. American visitors to Mexico brought the little dog's home with them. They began to be shown in 1890, and a Chihuahua named Midget became the first of his breed to be registered with the American Kennel Club in 1904. The longhaired variety was probably created through crosses with Papillons or Pomeranians. The breed's popularity took off in the 1930s and 1940s, when it was associated with dance king and Latin music bandleader Xavier Cugat.

- **Size**

The typical Chihuahua weighs 3 to 6 pounds. There are Chihuahuas that are smaller, but they tend not to be very healthy. Chihuahuas can also be oversize, with some reaching 12 or more pounds. These can be good choices for families with children.

- **Personality**

The bold and confident Chihuahua is often described as being terrier-like. His alert nature and suspicion of strangers make him an excellent watchdog. He's sensitive and thrives on affection and companionship.



Chihuahuas often bond to a single person, although they're usually willing to make friends with new people if properly introduced. Expect them to be a little reserved at first, though. Chihuahuas can be timid if they're not properly socialized as puppies.

• Health

The Chihuahua doesn't have any major health problems, but like all breeds he can be born with or acquire certain conditions. Not all Chihuahuas will get any or all of these diseases, but it's important to be aware of them so you can be informed when you interview breeders and can know what to look for throughout your Chihuahua's life.

The following conditions may affect Chihuahuas:

- ***Patellar Luxation***
- ***Hypoglycaemia***
- **Heart Murmurs**
- **Pulmonic Stenosis.**
- **Collapsed Trachea**
- **Hydrocephalus:**
- **Open Fontanel:**
- **Shivering:**



• Care

Despite the Chihuahua's small size, like all dogs he needs [exercise](#) and [training](#). The amount of energy an adult Chihuahua has can be surprising. He'll endlessly [chase](#) squirrels in the backyard and is willing to play as long as you are. Chihuahuas enjoy walks, supervised romps around the yard, and retrieving toys. They'll go until they drop, so it's important to make sure they don't tire themselves out, especially on hot days.

Training a Chihuahua can be an enjoyable task. They are successful in several different dog sports such as agility and obedience, but puppy kindergarten and basic obedience class are important even for a Chihuahua who's strictly a companion.

• Coat Colour and Grooming

Chihuahuas come in two different coat types: smooth and long. The smooth-coated Chihuahua has a smooth, shiny coat that fits close to the body with a ruff of thick, longer hair on the neck. The hair on the head and ears is thinner, and the tail is furry.

The long-coated Chihuahua has a soft coat that's flat or slightly curly. On the body it's almost as smooth as that of a smooth-coated Chihuahua, but the ears have a fringe of hair, and the plumed tail spreads out like a fan over the back. He also has a ruff on the neck and longer hair called feathering on his feet. The hind legs are also covered with long hair that resembles pants — and that's what it's called. On the stomach is longer hair known as a frill.

Besides coming in two coat types, Chihuahuas are found in a range of colours and markings. They can be solid colours such as black, white, fawn, chocolate, gray, and silver as well as tricolour (chocolate, black, or blue with tan and white, for instance), brindle, spotted, merle and a variety of other markings. Shades can be very pale to very dark for all the colours.

The Chihuahua is a wash-and-go dog. Grooming him takes only a few minutes each week. Brush him weekly with a rubber grooming mitt or a brush with short, natural bristles for a shorthaired Chihuahua and a pin brush for a longhaired Chihuahua. A fine-toothed flea comb helps remove loose or dead hair.

Chihuahuas shed small amounts year-round and may shed somewhat more heavily — a relative term for a dog this small — in the spring and fall. The longhaired Chihuahua's undercoat may come out in little clumps. Regular brushing will help keep shedding under control.



Like many small breeds, Chihuahuas are prone to poor dental health. Brushing their teeth can help their mouths stay healthy. Brush the teeth at least two or three times a week — daily is better — to remove tartar and bacteria. Start when your puppy is young so he'll be used to it.


Challenge for the Juniors

owst Petfinder.com
All families




HELP SPOT
FIND A GOOD
HOME.

START



FINISH



Welcome to our New Members

Jo with Storm the Labrador
Elissa with Nellie the German Shepherd
Helen with Ruby the Toy Poodle

Chloe with Ollie the American Staffy x Kelpie
Rachel with Freddie the Havanese
Christa & George with Benji the Aussie Terrier
Craig with Carly the Mini Fox Terrier
Kay & Paul with Charlie the Miniature Poodle
Acacia with Nala the Kelpie x Border Collie
Sandra & Hugo the Miniature Schnauzer
Paul, Thidart, Maenee, & Tien with Holly the American Staffy
Jen with Mae the Border Collie
Karina & Steven the Miniature Dachshund
Rhiannon & Amelia with Pepper the Dalmatian
Frank with Lola the American Staffy
Peter with Harley the Spoodle
Trish with George the Border Collie
Carol with Fudge the Cavoodle
Elizabeth with Miss Jane the Groodle
Ella with Jindi & Kosci the Groodles
Amanda & Olivia with Remy the Schnauzer



2019/2020

Executive Committee			
President	Linda Thomas		
Vice President	Tony Gardiner		
Chief Instructor	Fiona Moulton		
Treasurer	Carol Zietsch		
Secretary	Danielle Zietsch		
2019/2020 Committee Members			
Kyle Charnock	Kim P	Mark Johnston	
Loreena Tate	Phil Rath		
Dave Cooper	Lorraine Lipman	George Bartolo OAM	
Life Members			
Ron Wilson	Kay Jefferys	Tony Gardiner	Carol Zietsch
June Franks	Phil Rath	George Bartolo OAM	
Kyle Charnock	Peter Franks	Bev Charnock (dec)	
Instructors			
Mark Johnston	Linda Thomas	Fiona Moulton	David Chester
Phil Rath	Lorraine Lipman	George Bartolo OAM	Dianne Wastell
Larissa Woods	Pam Townsend	Dave Cooper	Loreena Tate
Heather Kennedy	Geoff Taylor	John Hallett	

Meetings are held Bi-Monthly and are open to club members to attend. We would love to see you.

Next Bi-Monthly Meeting is
6th April
7pm – 8.30pm

IDTC Club House
JJ Kelly Park
Swan Street
Wollongong



Ground Rules

- Dogs to be kept on leads at all times, unless in training class and under direct supervision of an instructor.
- Dogs are not to be tied to the club house or trees.
- Bitches in oestrus (season) shall not be permitted on the grounds while training in progress.
- Classes using club equipment will be responsible for returning this equipment to correct storage place under the supervision of the class instructor.
- Parking on the ground is for instructors and workers on that day only. Cars are to be parked no closer to the club house than the southern boundary fence of the electrical substation.
- Pick up your dog's droppings if they foul the ground. Plastic bags are available to ensure responsible disposal.
- Be on the alert for other instructors requiring assistance in training their own dogs
- Do not automatically use equipment set up on the ground. It may have just been set up by an instructor who is in the process of preparing to use it. They may also be in the process of using it, but not necessarily in the immediate vicinity.
- Equipment such as jumps and obstacles, are not for general use without supervision.
- Children are to be kept away from dogs pegged near volunteer's cars for both children and dog's safety.
- Children are not permitted in class with parents.
- Fully enclosed shoes must be worn at all times.

Promotion Requirements

Class 1 basic to Class 2 Stabilising

To be able to be promoted from Class 1 to Class 2 you and your dog must be able to complete the following exercises;

1. Your dog is comfortably walking next to your left leg
2. Your dog is able to sit next to your left leg on command.
3. Your dog is able to stand next to your left leg on command.
4. You are able to call your dog back to you on lead and continue walking.
5. You are able to complete left and right turns successfully.
6. You are able to complete left and right about turns successfully.
7. Your dog can sit and stay with you standing beside it, in position for 30 seconds.

Handling the lead with two (2) hands most of the time and using the lead to position the dog. At this stage it is much more important that the handler's mechanics are good-giving clear commands, guiding the dog as necessary, and praising the dog. If the dog makes a mistake and is effectively guided by the handler this is a positive.

Class 2 Stabilising to Class 3 Challenge;

To be able to be promoted from class 2 to class 3 you and your dog must be able to complete the following exercises;

1. Your dog is comfortably walking next to your left leg
2. Your dog is able to sit next to your left leg on command.
3. Your dog is able to stand next to your left leg on command.
4. You are able to complete left and right turns successfully.
5. You are able to complete left and right about turns successfully.
6. You are able to call your dog back to you and get them to place finish as one exercise
7. Your dog can calmly work at fast pace with you.
8. Your dog can sit and stay with you standing in front, in position for 30 seconds.
9. Your dog can stand and stay with you standing beside it, in position for 30 seconds.

At this stage it is expected that to sit and stand, very little guiding is necessary (<3 out of 5 times). Still walking using the lead to position the dog, giving feedback to the dog when it is in position.

Class 3 Challenge to Class 4 Finishing

To be able to be promoted from class 3 to class 4 you and your dog must be able to complete the following exercises;

1. Your dog is comfortably walking next to your left leg using a loose leash.
2. Your dog is able to drop next to your left leg on command.
3. You are able to complete left and right turns successfully.
4. You are able to complete left and right about turns successfully.
5. You are able to call your dog back to you on lead and have them sit directly in front of you.
6. Your dog is able to get your dog to do a place finish as a separate exercise.
7. You can get your dog to successfully complete an off-lead recall to front on command.
8. Your dog can calmly work with you at slow pace.
9. Your dog can sit and stay with you standing in front, in position for 30 seconds, returning around your dog.
10. Your dog can stand and stay with you standing in front, in position for 30 seconds.
11. Your dog can stay in the down with you standing beside it in position for 30 seconds

At this stage it is expected that to sit and stand and drop come and place, very little guiding is necessary (<3 out of 5 times). Still walking using the lead but with a loose leash majority of the time.



WOONONA

PETFOOD & PRODUCE

Visit us at www.idtc.org.au

Call Us on 0419 485 476

Postal Address: PO Box 1712 Wollongong DC NSW 2500

News, views and opinions expressed in this newsletter are those of the correspondents and not necessarily those of the Club, the Committee and the Publicity Officer. The IDTC Inc. reserves the right of rejection of the material. The material in this Newsletter is provided for general information only, and on the understanding that the IDTC Inc. is not providing professional advice in any of its content.



DOGSNSW
Promoting Responsible Dog Ownership