

Aliso Villas Homeowner Association Window Replacement Guidelines

One common improvement to the homes in our community is the replacement of windows. Not only is the replacement of windows an aesthetic improvement, but dual-pane windows also save energy and reduce noise from outside.

Before taking on this investment, it is important for you as a homeowner to be aware of the established guidelines of the Aliso Villas Home Owners Association CC&R's related to windows. Remember, per Article VI Section 2(i) of the Aliso Villas By-Laws, Owners must secure written approval before making any addition or alteration to the unit.

Application Processes Required:

- The homeowner on title must complete an Architectural Modification application and submit it to the Association (through the Management Company).
- Written approval must be secured from the Association before **any** work is completed.
- The architectural modification application must include contractor name, license number, and a certificate of liability insurance.
- The architectural modification application must include a manufacturer's brochure depicting the style of each window frame to be changed.
- An application can be obtained via the Association's website or from the Management Company.

Guidelines are as follows:

- All of the windows at the unit must be replaced at the same time. The board will not authorize a partial replacement of windows.
- Only vinyl window installations will be approved, no other configurations are acceptable.
- Grids are approved for patio sliders between double-pane glass ONLY.
- Frame must be white and thickness should be 2 5/8" around the perimeter of the window. The homeowner may elect to remove wood trim from the building at owner's expense. If this is the case, this work must be included in the architectural modification application and the surface under trim is to be filled with stucco, textured and re-painted to match existing exterior building color.
- Sliding doors may be changed out separately upon written approval from the Association.


IMPORTANT NOTE: Without prior approval from the Association, the Homeowner runs the risk of installing non-acceptable windows that do not conform to guidelines, and will be responsible for the cost to bring the unapproved modification into compliance.

Aliso Villas Homeowner Association
Window Replacement Guidelines

Approved window styles are as follows:



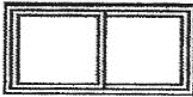
Double Hung – Tilt – Narrow Window at top of stairs-can be a non see thru glass or clear, NOT glass cubes. Not crank out



Single Hung – Narrow Window at top of stairs – same as above




Picture – Living Room



Horizontal Slider – Bedrooms



Patio Door- Slider Transom



French –Style Sliding Patio door