

TIDALWAVE NEWSLETTER

SPRING 2019
Mmfam

Welcome MmFam To The New Tidalwave Newsletter!



News



Dear MmFam Subscriber,

Welcome to the new Tidalwave Newsletter! Its been a busy past month or two & we have been doing a lot of updates. You can now look forward to a sleek & informative newsletter. MagicMyco is settling in and setting a trend; striving to bring you updated, beautiful looking content in the

PE Hawk by Doma

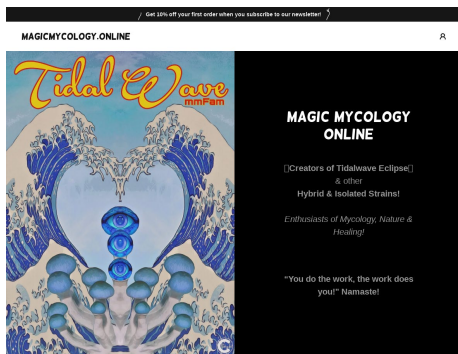
computer technology to help propel us into a high quality FHD media format.

future. We have updated our audio & video capabilities, websites, equipment and

We have been busy making the lab & work areas more versatile and efficient running, installing stainless steel work counters, upgraded microscopes, new storage cabs for both short & long term storage, HEPA filters, tools, stock, etc,. You name it we are preparing for much beautiful work in the future, providing fans & enthusiasts of our hybrids & isolated spore cultures top notch service, love, friendship & support.



View of Invitro plate on the Andonstar 302 Microscope



Magicmycology.online

The websites are being updated regularly as we evolve in this ever expanding and fun world of mycology. We now have a newsletter subscription & Members subscription, we have added the "Myco Blog" which shares directly with our social media, a gallery, download section , and more. You are already subscribed to the newsletter now create a members account to access member only areas of the website (Like Downloads & Videos & Teks)

[Visit the Webstore](#)

[Visit the Myco Blog](#)



MmFam Dissection Kit



Black ed. Agar



Carson Handheld



Loops

Spring Foraging Season

Morels (*Morchella esculenta*)


Spring has come! Bring on the Morels! The fruit bodies of **Morchella** species are highly polymorphic, varying in shape, color and size, while in many cases they do exhibit clear-cut distinguishing features. DNA studies revealed three discrete clades, or genetic groups, consisting of the "white morels" (**Morchella rufobrunnea** and **Morchella anatolica**), the "yellow morels" (**Morchella esculenta**), and the "black morels" (**Morchella elata**) The fire-associated species (**Morchella tomentosa**), commonly known as the "gray morel", is distinct for its fine hairs on the cap ridges and unique sclerotia-like underground structures, and may also deserve its own clade based on DNA evidence. This writer had a non-existent morel season; though he combed the country-side, yet came up empty. The rest of the MmFam was blessed, however, including Editor "Bliz". Bliz had an awesome Morel season and boy did he mush it in! Mush luv Bliz man! The Morel is a choice edible mushroom and you will not find a better one to eat in our opinion. Morels can sell locally fresh for \$50 a Lb.! Next season, Doma must hit the woods earlier. Mush love foragers!



Morels Photo by Bliz

Hexagonal-pored Polypore (*Favolus alveolaris*)

Semi circular to kidney fan shaped and hexagonal pores, this polypore is a beauty to behold for its geometric pores and vivid color, which can be red yellow to orange red, somewhat scaly, becoming smooth. Pores 6 sided to diamond shaped or honeycombed, usually in radial rows, white to yellowish. Spore print is white. Can have eccentric descending stalk. Lives on dead branches of



Hexagonal Polypore - Doma

deciduous trees through out North America, usually during the Spring months.

Chicken of the Woods (Laetiporus sulphureus)

Probably one of the most identifiable and easy to name fungi is the COW mushroom! **Chicken of the woods** is by far one of the most common, eye catching species out there. It can grow in clusters or shelves or rosettes with fleshy, overlapping, smooth orange yellow to red caps with sulphur yellow pores. The spore print is White. They grow saprophytically on dead wood (mostly oak) and is a choice mushroom for edibility and medicinal features as well. Usually growing throughout north America from May - November. We find this mushroom is best to pick when it is still fairly young, as you will enjoy a cleaner less "buggy" mushroom.



COW by Doma

King Stropharia (Stropharia rugosoannulata)

Wide bell shaped, becoming convex to flat; dry, smooth but cracking with age; wine-red to reddish brown, the gills crowded and white becoming purplish black. Spore print is purple to almost black. The stipe is thick, wide to a bulbous base; can be smooth and fibrous, with white runners (rhizomorphs) at the base. The partial white veil leaving persistent membranous ring. Another choice edible mushroom, **The King Stropharia!** This is one



Doma could not wait to find this year. Culturing this mushroom has been a success!



Team Raven



Monster Morel- Bliz



Schizophyllum Commune



Dryads Saddle



NOT Mush Room by Doma


In the Lab

Current & Future Hybrid Projects

Our current strains & isos:

Tidalwave (TW), Tidalwave Eclipse (TWE), Tidalwave Enigma (TWE²), Tidalwave Tsunami (Tsun), American Mystic (AM), Peacock (Peak), P.E. Hawk (Hawk)


We are very happy with our current strains and work everyday keeping them updated & backed up. You can count on our multi-spore hybrid & isolated strains always being clean & consistent. We have many new projects going on that we are excited about. Our last release of Peacock was covered online before it even fruited and kind of put stress on situation because there is really no guarantee how a strain will look before we fruit it the first time; although, through our selections we have an idea. Luckily for us, it was beautiful. In the future we will release more appropriately and not publicize a strain before its complete. We will be providing insight on current projects. (We currently have 3 new strains and 6 new isolations in progress, one of which should be due for June release, possibly 2 in July and by the end of the summer we expect to have a wide variety of hybrids and isolations for you to choose from.) We are mainly working with spores from ExploreFungi, Rich G., and the Hawkeye. We only use the best when selecting for our new work.



Hyphae tips growing towards the edge



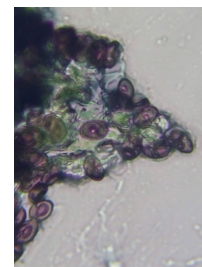
spores @ 400x



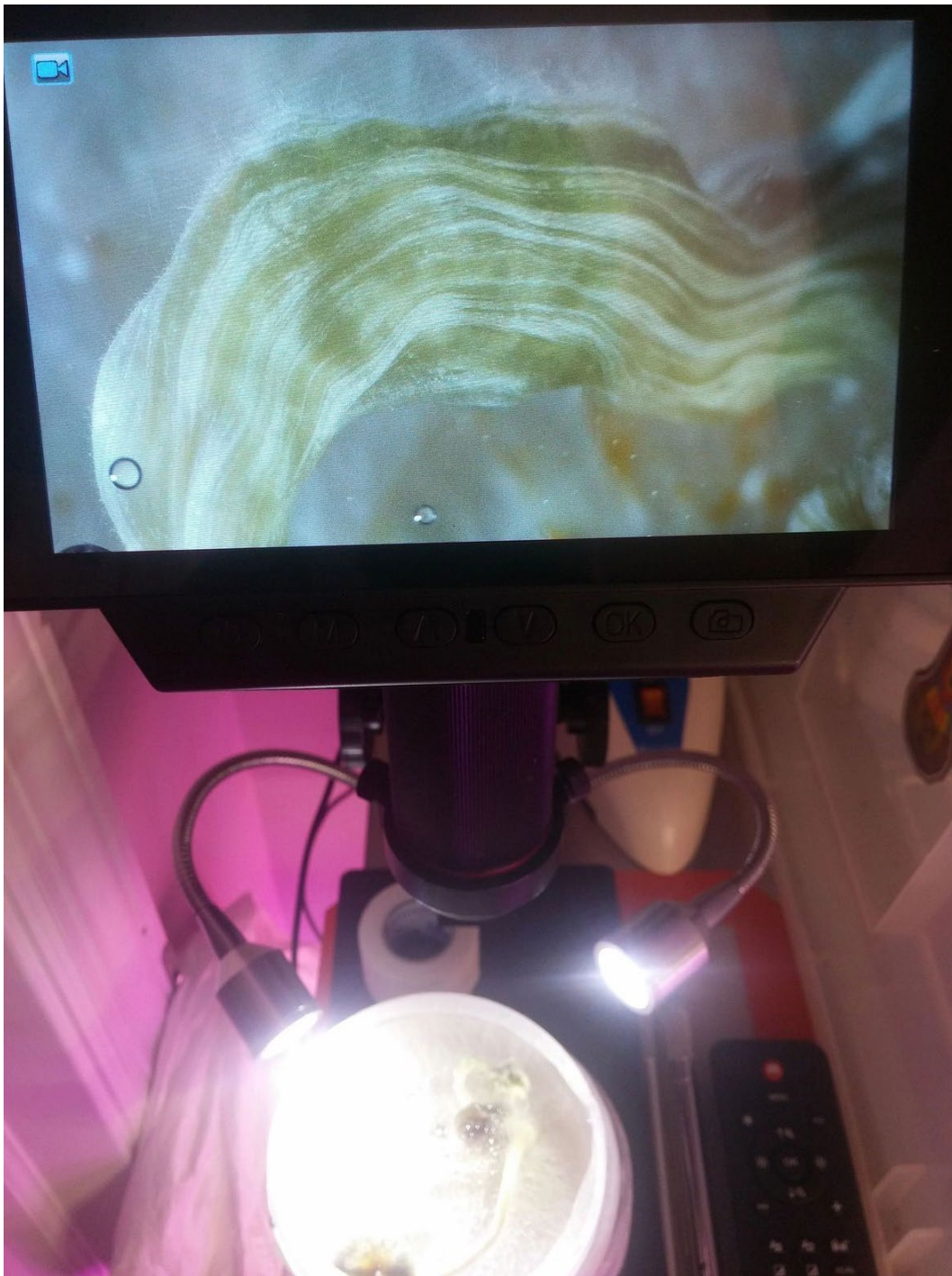
mycelium on agar dish



Peacock strain hypha



Spores & gill @ 2000x



Invitro Hawk Plate -Doma



APE/ PE mix



PE Hawk



PE Hawk art by CubKhem Xplore

Popular Products & Services

Pre-Sterilized Grain & AIO Bags!

The Best in the Business!

MagicMyco Pre-Sterilized bags are made with the best organic materials on the market as well as with a lot of TLC. Grow your own gourmet mushrooms at home! All in one bags contain everything you need to colonize and fruit directly in the bag. Or you can opt for just grain bag and spawn yourself to a bulk substrate later. Whatever your Pre-sterilization needs we can help! Contact a MagicMyco Rep today to customize your order. AIO bag & Syringe KITS will be available soon!



3 lb. Rye grain bag



TW Tsunami - Doma

Meet the MagicMyco Strains!

We make Original & Isolation Strains! Our very first strain was made in 2017 on the solar eclipse. Tidalwave! TW is sure to keep even the most avid mycology enthusiast busy. Also MagicMyco original strains are Peacock & American Mystic. Blessings luv and light and thanks to the community, friends, and acquaintances who have made all this possible. Surf's up!

T.W.E Multi-Spore

The Daddy, Our very first hybrid we made early spring 2017! (originally for a short time we called Rollercoaster) What started as a part time research project that became mush mush more. A cross between Mr.G's B+ isolate & the now famous P.E Hawk isolate (Also originally from Mr.G) this Cubensis strain is sure to please. It is an aggressive grower showing fast & rhizomorphic multispore growth. It colonizes well on culture medium & grain at fairly wide temperature range (bet 66-95). Many mutations have been found and attempted to be isolated with this strain including Tsunami & TWE² a.k.a. Enigma. We believe the mutations come from the "hat" in the B+ genome which this strain contains. Perhaps also from the broad differences between the 2 strains. Mr. G himself has grown out the Tidalwave and was very intrigued by it! Thank you Mr.G! Mush luv MmFam!

TW Isolate

This our standard version and is the similar to T.W.E perhaps slightly more stabilized. Tidalwave is an isolate of T.W.E tho still very multi-spore. You should get a more even flush with this version of Tidalwave!

Tidalwave Tsunami Re-Cross

This version is a Tidalwave Re-Cross! (not an other isolate) We took the Tidalwave strain & crossed it with Aztec God to get Tsunami. This isolation gives off big dense fruits with robust caps! These are the monsters! a supreme isolate! (Also a multi-spore)



Peakcock Poster - CubKhem

Peakcock Multi-Spore

With extremely rhizomorphic multi-spore genetics from 3 parents strains; (TW, AA+, AG) Peakcock is a hybrid everyone will love from beginner to advanced. In our opinion it is one of the easiest to grow, accepting a wide range of growing environments, temperatures and substrates. Peakcock is a FAST colonizer. Still, we recommend a grain spawn to a manure based bulk substrate using a casing layer or wax paper tek. As the Peakcock matures its pileus lightens to a blonde to almost white! The veils have been seen to tear in a 'cortina' like fashion, with silky fibers that look so pretty when tearing! Many form a nipple at the top of the pileus.

The stalks are very dense, with a small hollow cavity straight through. They stay mostly white and straight with slight curve observed and deep blue striations as it matures. This strain was made with the diversity, wisdom, and color of ALL the MagicMycoFam in mind for we are an eccentric group! Spread your feathers and fly! Stay gold! Our new hybrid & a labor of Love. A stable trifecta strain. Very aggressive with Fast colonization.




Peakcock small to big - by Doma

American Mystic

A.M. Multi-Spore

American Mystic is another MagicMyco Original. It is a cross between PE6 & Purple Mystic. With

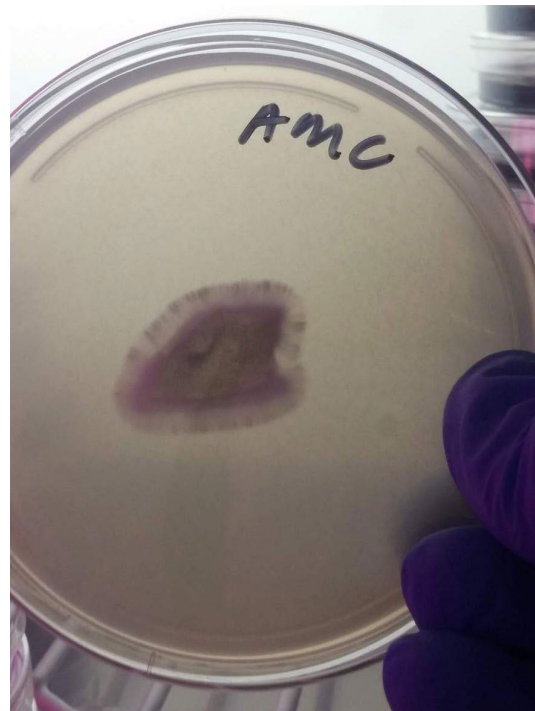
aggressive growth, narrow but dense stalks & big bell caps, this strain grows well on a variety of grains and colonizing environments. It prefers to be in the 78 - 88 range. Fruiting conditions like most cubensis strains should be dropped 5-10 degrees to initiate pinning, and wax paper Tek is recommended. Make sure to give it ample F.A.E. (free air exchange) through-out the fruiting process. This strain is truly a beauty to behold for its appearance and quality of affect. Your post-modern shamanistic journey has begun. A.M. spores & hyphals look great under a microscope



Raven A.M. Poster - CubKhem



AM "Bell Bottoms" by Doma



AM on "BeeFriendly" Agar

[Click to Shop Strains](#)



P.e. Amazon - ExploreSpores



Plain White, Outta Sight! -DA



One for you, One for me! -DA

New Line of (pre-poured) Agar Culture Media

Currently 3 versions to choose from!

- **Regular (Clear)**

Our regular clear potato dextrose agar is great for any of you culture media & isolation needs. Media grows fast & stretchy on these plates.

- **Black (AC) edition**

Our Black edition agar is the same great agar used in



Carbon "Black" & "BeeFriendly" Yellow Edition Agar available

our regular plates with the addition of a small amount of activated carbon. The AC helps in preventing cross contamination. The mycelium will also grow a bit slower on these plates, please take that into consideration, however, these can be a project saver!

- **Yellow (Bee) edition**

Our yellow edition plates are the same great plates as our

regular
plates
only
with
the
addition
of
a
small
amount
of
AC
as
well
as
Bee
pollen!
The
black
AC
plates
slows
things
down
a
bit,
well
the
yellow
fixes
that!
get
both
the
protection
of
AC
as
well
as
the
nutrients
from
the
Bee
pollen
gives
the
mycelium
another
boost!


Bee Friendly Research!

(CCD) Colony Collapse Disorder has

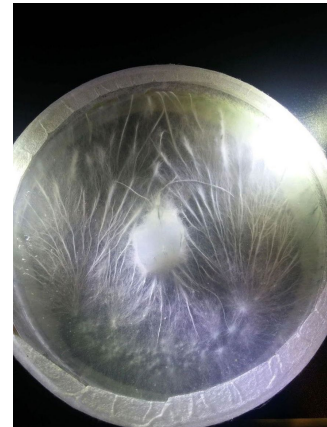
devastated our bee communities around the globe. over the past few years, Paul Stamets has teamed up with bee keepers from around the world in a research initiative called "BeeFriendly" to help reverse devastating declines in the global bee population that are critically threatening the worlds food industry. MagicMyco supports the Paul Stamets movement to save the bee's!



Rhizomorphic Strains



Peacock plate Rhizos



Pda agar plate with mycelium



Agar wedge exposed to crystal energy



Explorefungi.com



CubKhem

Mycommunity News



Mmfam

June mmfam cover photo by Doma

FB Group June Photo Contest Winning Pic!

This month did not have many entries and "Gills" by Doma had the most votes for the FB group cover photo. Our Photography abilities are increasing and Doma encourages you to become better photographers. When I went to photo school we learned about film and dark rooms; but in this new, high tech world of HD there is always something new to learn!

Denver & Oakland Decriminalize Psychedelic Substances!

Oakland passed a resolution to effectively decriminalize psychedelic mushrooms and other psychoactive plants and fungi in a unanimous City Council vote on Tuesday.



mushrooms sold at a cannabis convention in Ca.

That makes it the second U.S. city to do so – last month, Denver voters approved a similar ballot initiative that decriminalizes the "magic" mushrooms.

Oakland's resolution is broader than Denver's. Denver's initiative decriminalized the use and possession of mushrooms containing the compound psilocybin, whereas Oakland's refers to "entheogenic plants" in general, which includes the mushrooms and other plants and fungi containing psychoactive substances.

In Close Vote, Denver Becomes 1st U.S. City To Decriminalize Psychedelic Mushrooms
SHOTS - HEALTH NEWS

In Close Vote, Denver Becomes 1st U.S. City To Decriminalize Psychedelic Mushrooms

The resolution says city money will not be used "to assist in the enforcement of laws imposing criminal penalties for the use and possession of Entheogenic Plants by adults." It says that investigating people for growing, buying, distributing or possessing the substances "shall be amongst the lowest law enforcement priority for the City of Oakland."


As KQED's Sonja Hutson reports, "it does not allow for commercial sale or manufacturing of the mushrooms."

MagicMyco & Affiliates Collaborations

Recently we have decided to concentrate solely on our hybrid projects and no longer do we provide regular common named strains. Although we have some regret, it was the right decision for us to make. Not only does it make sense for us, but it also opens the opportunity for us to work with our affiliates more closely as well as be able to recommend them without a conflict of interest. In this way MagicMyco & founder Doma is trying to carve a niche for themselves & in time, we will have an abundance of cool new original strains for your cultivation pleasure. See our "Links" page to view our friends & affiliates we recommend! For those regular strains we highly recommend ExploreFungi.com! Please use our coupon code "mmfam" when purchasing from Explore Fungi to enjoy 10% off store-wide! If ordering mycology supplies, you can use the same "mmfam" code on the out-grow.com site as well. The owners notice & when this is done & it only brings our mycology community closer together and gives us the opportunities to expand. Many new & cool projects are currently in the works! We are very excited!



Art by CubKhem



Art by CubKhem

New Graphic Arts by CubKhem Calipha!

We are so happy to have added talented artist CubKhem Calipha to the Magic Mycology Family! Cub has been designing our new strain pictures & we are very excited to work with him more in the future. Besides beautiful, eye popping web graphics, we will be collaborating with this artist for future T-shirts, stickers, cards and other MmFam merch. Shout out to you CubKhem!

[MagicMyco FB Page](#)

[ExploreFungi FB Page](#)

CubKhem FB Page

Out-Grow.com
Your #1 growing supply source

Out-grow.com



AIOKIT.com coming soon...

Modern Cultivation Tips



Grain & Agar Prep Tips

- Mycelium thrives on a nutrient rich medium like Rye grains. Try adding in a Tsp or two of agricultural gypsum to the soak; however, don't go over a 2% maximum ratio, as

doing
so
can
make
the
material
toxic.



- Mycelium also thrives on potato dextrose agar. Try thinning or thickening your agar amount and observe differences in growth. Thinning out the agar solution makes the hyphae stretch as it grows, similar to a light that's to far from a plant, it will grow too skinny. You can

also
try
adding
a
tiny
amount
of
activated
charcoal
to
you
PDA
agar.
This
will
help
fight
off
contaminations
and
slows
growth.
This
can
actually
be
a
secret
weapon
when
fusing
monocultures
in
the
lab!

Moisture Content

One of the main variables we like to watch very closely is the moisture content inside the jar, bag or tote. This is probably one of the most important things to stay on top of. We always say too dry is better than too wet! Make sure after the grains soak, to dry the grains properly, as this will make work later easier. We like to shake and sift the grains while still hot in a plastic bowl to release steam, thus drying faster and more evenly. After our AIO or Grain bags are finished processing they go to a special place where it's very dry and there is a lot of clean air. As a general



guideline syringes are better for dryer material and dry spores and agar are good on the slightly damp material. Any wet or stagnant material will surely go bad. Take the right steps to success and check out our grain prep videos! New videos are in the works!

- Tip...
The Toilet paper test works well for testing the moisture content of your grains before processing. Simply put a few grains on the TP and remove. If the grains


left
no
visible
wet
mark
then
they
are
ready!



Mush Flush in Rolly Tote



TWE OG Doma



Great wave of Kanagawa



AIOs

Meet the MagicMycoFam Team!



Art by CubKhem Funny namez by Doma, just having some fun! Lolz

Fun & Games

FB Cover Photo contest winners

We will once again have the Cover Photo contest on FB mmFam group every month! The fam can converse, share pics, and enjoy mycology prizes! Junes contest did not have many entries, although Doma with his "Gills" pic had the most votes! After winning, and asked Doma what he wanted to do now, he sighed and in a rather evil voice said... "Take me to your leader!"



June cover photo winning pic by Doma

- **March**
Niko
- **April**
Niko
- **May**
N/A
- **June**
Gills
by
Doma

FB Newsletter Giveaway Event!

To celebrate the release of our newsletter we are having a giveaway on our public FB page! Thanks to all who entered. We have 3 winners!

1. Jimmy
Clark

2. Jason
Granada
3. Aurora
Garcia

If your name is listed here please email magicmyco@gmail.com to claim your prize and we hope you enjoyed the newsletter!



*Tesla style Frequency pulse generator by
Elon Mush*


ElectroMycology

Zapping our way to overnight hyphal growth

A few of the MmFam have an avid interest in the area of audiology, frequency & electronics. The combined knowledge of the MmFam is immense & we are learning new stuff everyday. "Doma" & "Elohn Mush" have both been experimenting with electrodes and high and low voltage based systems. In one experiment, and on a full moon, MmFam Elohn Mush used the repeating frequency of the moon and high voltage to pulse zap a jar of mycelium to finish colonizing over night. Doma has also done some amazing experiments with the effects of crystals and water on the petri dishes in the lab. This area is a lot of fun and not fully understood; however, we are seriously considering expanding resources for research in this department.



Patterns made by electrical current- Photo by Elon Mush



Name that Species!?

For a free spore print can you name that strain that's pictured to the left!?! Please one answer per person - please email your answer to magicmyco@gmail.com with the phrase "name that strain" in the title. Thanks and good luck! For extra credit explain how you came to that conclusion...Namaste!


MmFam Pics! If you would like your pics published in our newsletter please mailto: magicmyco@gmail.com with a brief description and with "mmFam pics" in the title. Thanks!
Mush luv



IDK who this guy is...



Pe amazon by Niko Explore Fungi



The Raven wants You



ape/ pe Doma

Myco Jokes

What did the turkey tail say to the Reishi?

"Wanna take a selfie!?"

What happens when you leave your jacket in my yard?

"It becomes mycota!"

Why did the chicken of the woods cross the road?

"To get to the other pine!"

Where did the pirate park his ship?

"At the Port-a-bella"



mmFam - Niko & Kuuks



Spore Swabs

Special Reward Discount Offer for Subscribers!

We appreciate you taking time to read our newsletter! for taking the time to do so we would like to offer a special discount coupon just for you! Save \$5 on any spore culture with coupon code "mushflush" at checkout! Thanks again! Stay Golden! Namaste!



Spore Print



[Magicmycology.online](https://magicmycology.online)

Thanks for your Support!



Credits

Writing : *Doma*

Editing: Doma, Bliz

Photos/ Art: Doma, Bliz, Elon Mush, NikO, CubKhem



©2019 Magic Mycology Online | Magic Mycology Online - United States

[Web Version](#)

[Preferences](#)

[Forward](#)

Powered by
[GoDaddy Email Marketing](#)®