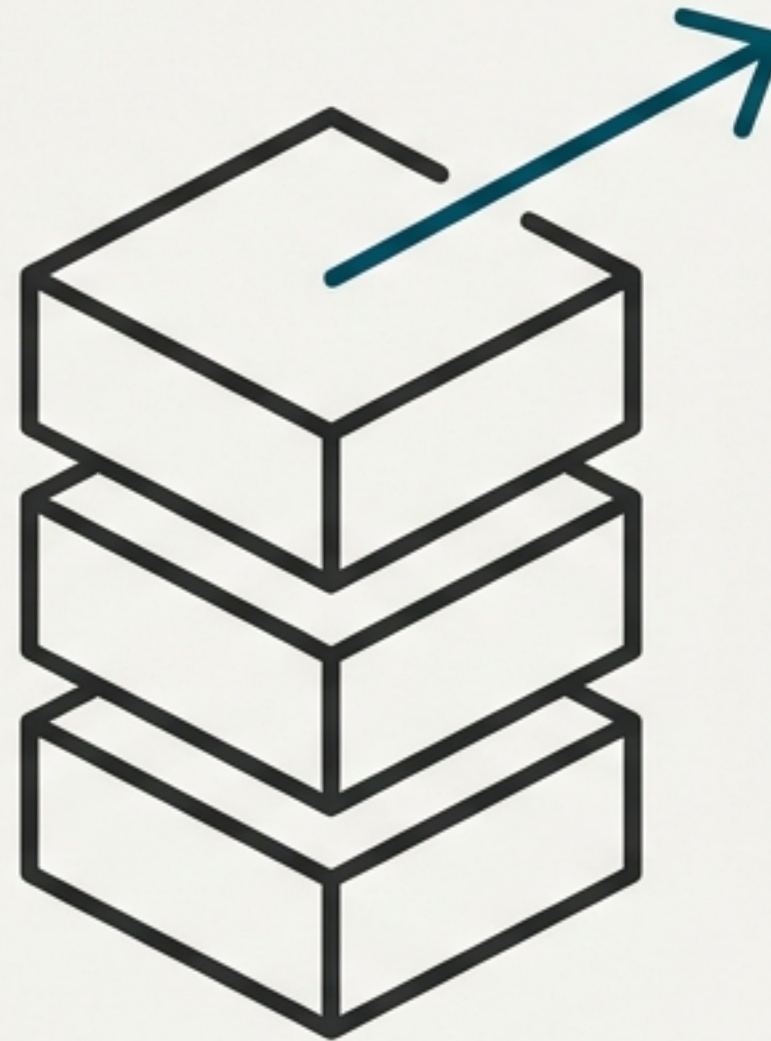


The CFO's Playbook: From Reactive Reporting to Strategic Value Creation

A strategic framework for transforming the finance function.



The modern CFO faces a critical choice: Reporter or Strategist?



The Reactive Reporter

Buried in historical data. Focused on compliance and cost control.
Reports on what *has happened*.



The Strategic Partner

Leverages insight to drive decisions.
Focused on growth and value creation.
Co-pilots what *will happen*.

In today's volatile market, a reactive stance is a **critical business risk**.
The journey to strategic partnership is essential.

A Three-Stage Journey to Strategic Leadership



Foundational Clarity

Mastering the fundamentals for absolute control and visibility over the organisation's financial health.

Proactive Optimisation

Moving from reporting the past to actively managing the present and forecasting the future.

Strategic Partnership

Using financial insight to co-pilot business strategy and drive long-term value creation.

Stage 1: Establishing Foundational Clarity

Before you can guide the future, you must have absolute command of the present. This stage is about building a single source of truth and unbreakable control.



Topics Covered:

Financial Dashboards, Standardised Statements, Cash Management, and Internal Controls.

Create a Single Source of Truth with Dashboards and Standardised Statements

Financial Dashboard Insights

Insight: Monitor a compact set of leading KPIs weekly so you detect trends before they become problems.

Items to Track

- Revenue & profit trends
 - Net profit margin
 - Return on Assets (ROA)
 - Liquidity ratios
 - Accounts receivable aging
 - Debt-to-equity
-

Financial Statement Templates

Insight: Standardised statements speed audits and ensure consistent story-telling across stakeholders.

Implementation

- Income statement with segment detail
- Balance sheet with reconciliations
- Cash flow statement (direct & indirect)
- Notes & assumptions log

Secure Cash Flow and Fortify the Control Environment

Cash Flow Management

Insight: Optimise working capital and maintain a rolling cash buffer based on scenario stress tests.

Implementation

- Operating / investing / financing flows
- Net cash flow & opening/closing balances
- Cash forecasting (short-term cadence)
- Cash conversion cycle optimisation

Internal Audit Checklist

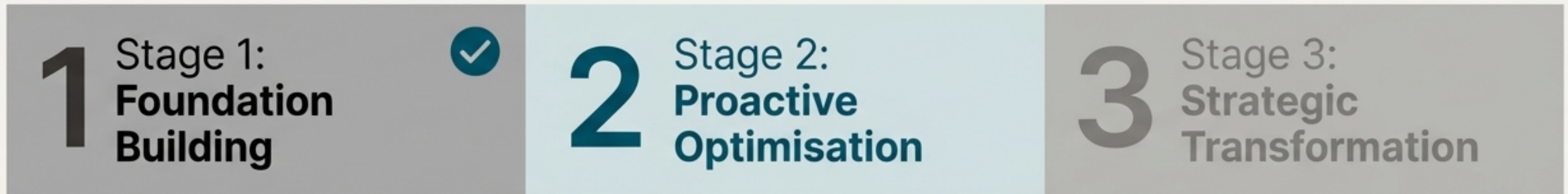
Insight: Use a practical checklist to strengthen the control environment and reduce reporting errors and fraud risk.

Implementation

- Control environment assessment
- Audit areas & sample tests
- Findings, remediation & ownership
- Ongoing compliance monitoring

Stage 2: Driving Proactive Optimisation

With a solid foundation, the focus shifts to looking ahead. This stage is about using data to model the future, manage risk, and drive efficiency.



Topics Covered:

Forecasting, Modelling, KPI Tracking, Risk Assessment, Expense Management, and Tax Planning.

Replace Static Budgets with Dynamic, Driver-Based Models

Budgeting & Forecasting

Insight: Replace static annual budgets with rolling, driver-based forecasts to react fast to market change.

Implementation

- Income statement forecast (scenario-driven)
 - Cash flow forecast (weekly/monthly)
 - Balance sheet projections
 - Driver & sensitivity tables
-

Financial Modeling

Insight: Build driver-based, auditable models with scenario and sensitivity layers for rapid decision support.

Implementation

- Discounted cash flow (DCF) frameworks
- Model governance & version control
- Sensitivity and scenario analysis

Actively Manage Performance, from KPIs to Cost Efficiency

KPI Performance Tracking

Insight Use a mix of leading and lagging KPIs; benchmark performance against peers and plan remedial actions.

Items to Track

- Profit margin & trend analysis
- Revenue growth rate & velocity
- Return on equity & operating margin
- EBITDA and cash conversion

Expense Management & Tax Planning

Insight (Expense) Apply zero-base checks for non-core spend and track cost-to-serve to prioritise savings.

Insight (Tax) Move from reactive filings to proactive planning—use a calendar and track credits/deductions for cash efficiency.

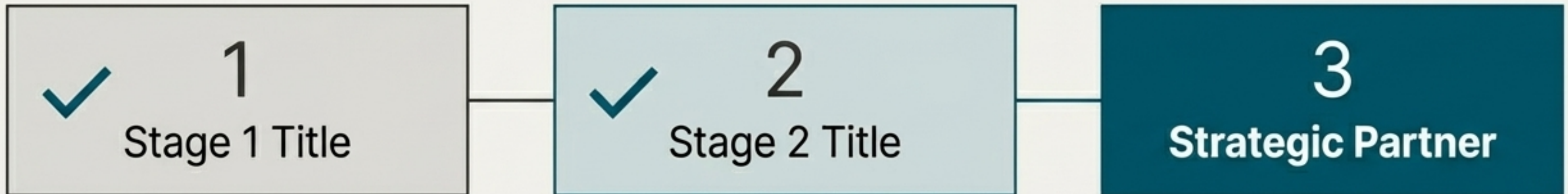
Transform Risk Assessment into a Strategic Capability

Central Insight: Quantify risk impact & probability, then tie mitigation directly to capital allocation decisions.



Stage 3: Becoming the Strategic Partner

This is the **final evolution**: moving beyond the numbers to shape the strategic direction of the business, drive major initiatives, and communicate value to the board.



Topics Covered: Strategic Planning, Investment Analysis, Profitability, Transformation Tracking, and Board Communication.

Align Capital Allocation with Long-Term Strategy



Strategic Financial Plan

Insight : Tie financial targets to business strategy—allocate capital based on strategy-weighted returns.

Key Components

- Short- & long-term financial goals
- Resource allocation and budgeting
- Capital structure and debt policy



Investment Analysis

Insight : Evaluate investments on strategic fit + risk-adjusted returns; stress test cash flows.

Key Components

- NPV & IRR calculations
- Payback period and breakpoints
- Strategic alignment checklist

Pinpoint Profit Drivers and Prove Transformation ROI

Profitability Analysis

Insight: Drill to product, channel and customer-level profitability to guide pricing and portfolio choices.

Analysis

- Contribution margin & break-even analysis
 - Customer / SKU profitability slices
 - Direct & indirect cost allocation
-

Business Transformation Tracker

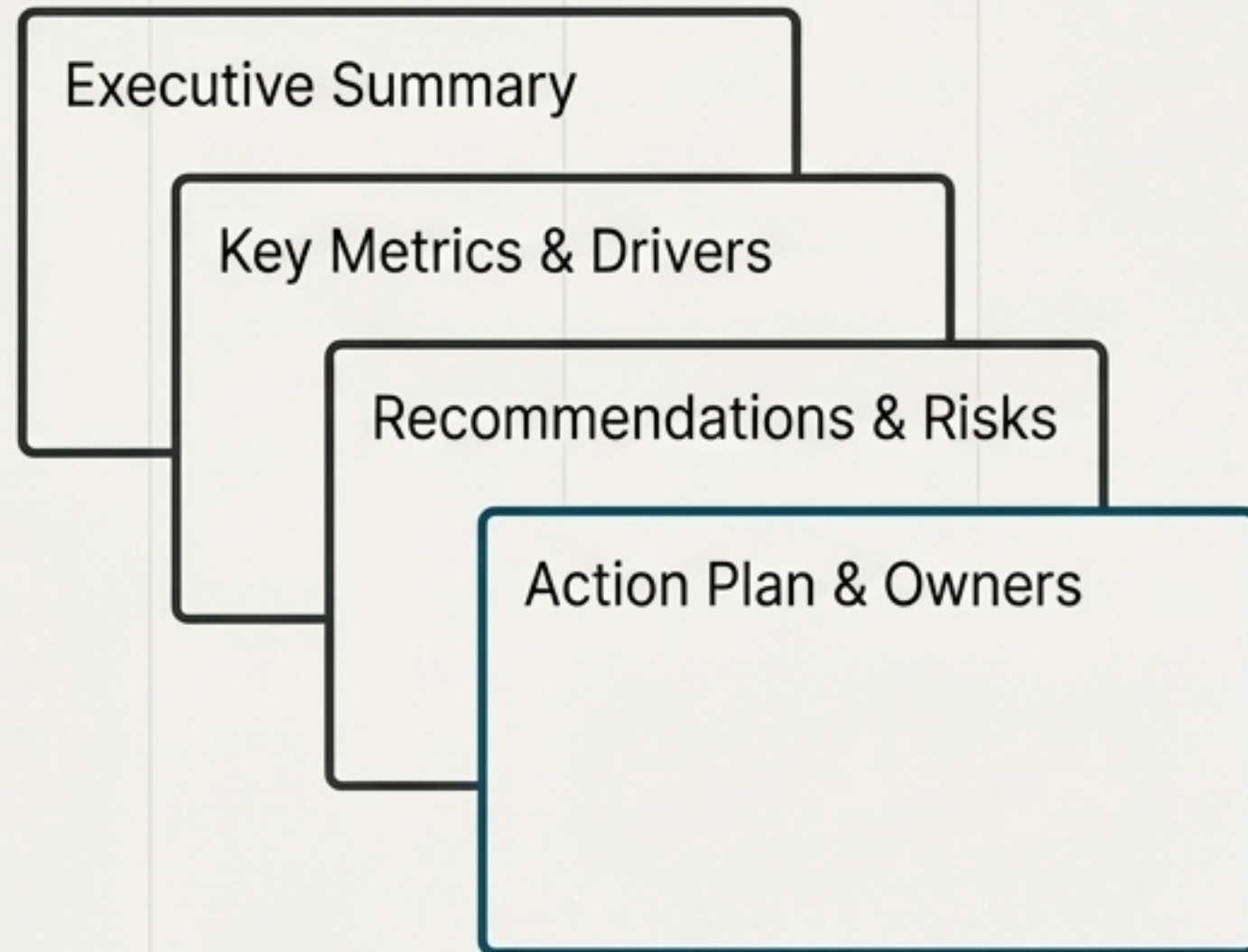
Insight: Track transformation KPIs and measure before/after financial impact to prove value and prioritise next steps.

Analysis

- Financial metrics before vs. after
- ROI and cost-benefit tracking
- Roadmap with quick win identification

Master the Boardroom with Storytelling and a Clear Action Plan

Central Insight: Tell a concise story — implications first, data second. Always include risks and a clear action plan.



Key Elements of a Strategic Board Presentation

- **Executive Summary:** The core narrative in 3-5 slides.
- **Key Financial Metrics & Drivers:** The 'what' and the 'why'.
- **Strategic Recommendations & Risks:** The 'so what' and 'what if'.
- **Clear Action Plan & Owners:** The 'now what' and 'who'.

Begin Your Journey from Reporter to Strategist

Recap of the transformation journey in Inter sans-serif:

1. **Establish Foundational Clarity:** Gain absolute control.
2. **Drive Proactive Optimisation:** Actively manage performance.
3. **Become the Strategic Partner:** Co-pilot value creation.

Get the CFO Dashboard Toolkit

Move from insight to action. Download the complete toolkit with templates, starter models, and a short implementation checklist.

[Send Me the Toolkit]

[Email me the Toolkit]