



Vote by February 13, 2024

**Safety, Security, and Technology
Levy**

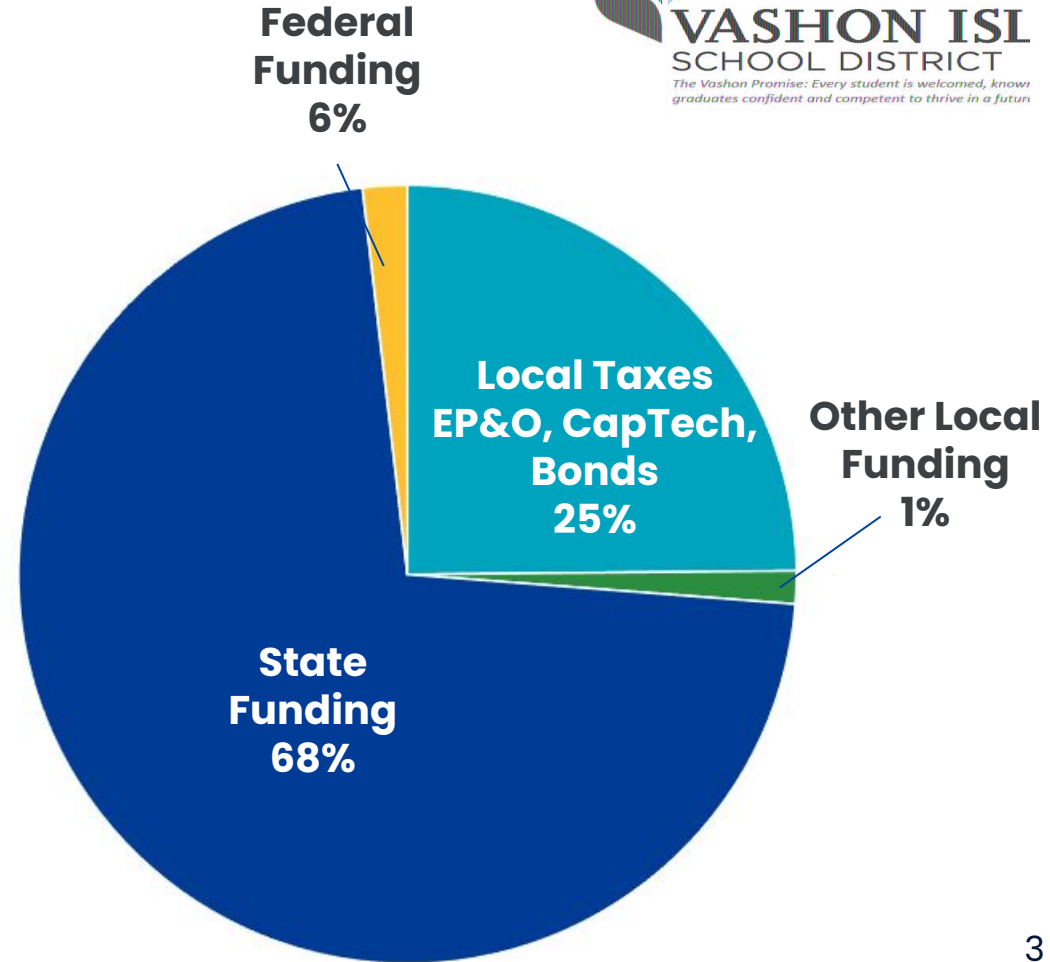
What is on my election ballot?

**Proposition No. 1 – Safety, Security,
and Technology Improvements**

Capital & Technology Levy

School Funding 101

- **2023–24 school year budget** is approx. \$27 million (state, federal and local funds)
- **Cap/Tech Levy** is **7%** or approx. \$1.95 million



Is this a new tax...?

“No”

Historical Capital Projects Levy Elections

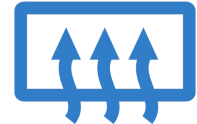

Date	1st Year	2nd Year	3rd Year	4th Year	5th Year	6th Year	% Yes	Result
Feb-24	\$1,950,000	\$1,950,000	\$1,950,000	\$1,950,000	--	--	--	--
Feb-20	\$1,500,000	\$1,500,000	\$1,500,000	\$1,500,000	--	--	72.81%	PASSED
Apr-16	\$920,000	\$940,000	\$960,000	\$960,000	--	--	70.58%	PASSED
Feb-12	\$900,000	\$900,000	\$900,000	\$900,000	--	--	70.22%	PASSED
Nov-09	\$900,000	\$900,000	\$900,000	--	--	--	71.80%	PASSED
Nov-05	\$1,240,000	\$1,240,000	--	--	--	--	62.14%	PASSED
Mar-01	\$625,000	\$625,000	\$625,000	\$625,000	--	--	72.69%	PASSED
Mar-01	\$125,000	\$125,000	\$125,000	\$125,000	--	--	66.22%	PASSED

Safety & Security



A capital projects levy provides funds for:

- Upgrading fire safety systems and play structures at Chautauqua Elementary School
- Upgrading entry controls, door locks, security cameras and other security systems
- Upgrading and/or improving heating, ventilation and air conditioning systems and equipment ("HVAC")




Technology




A capital projects levy provides funds for:

- Acquiring, installing and implementing instructional technology equipment, infrastructure and systems.
- Support staffing
- Maintenance and support for student and staff devices



If Voters Approve Proposition No. 1

- **Provide essential safety and security infrastructure** that are required by state law
- **Increase stability in operations** so the district can address challenges with decreasing enrollment, facility needs and inadequate state funding
- **Maintain the devices** distributed to students and staff during the pandemic with a refresh cycle to keep devices updated
- **Strengthen personalized learning** through technology
- **Enhance technology infrastructure** (wifi, network equipment, etc.)
- **On track to meet the school board policy** that requires 5-6.5% of fund balance (savings)



If Voters Do Not Approve Proposition No. 1

- **Potential cuts to**
 - Staff and academic programs
 - Administration and support staff
 - Athletics and activities programming
- **Device and technology costs** would come from the general fund
- **Technology support and device maintenance** for families and staff would be limited
- **Device upgrade cycles** would be delayed



Tax Impact

The proposed four-year replacement Capital Levy would authorize collection of taxes to provide **\$1,950,000 each year** from 2025 through and including 2028.

If approved by voters, the replacement levy would be an additional \$0.10 per \$1,000 assessed value compared to the prior collection year. Due to the existing need, this equates to **approximately \$5.83 more per month** for the owner of a \$700,000 home.

Tax Impact Cont.

Home Value	2024 Est. Annual Cost (\$0.34 per \$1,000 AV)	2025 Est. Annual Cost (\$0.44 per \$1,000 AV)	Monthly Difference
\$600,000	\$210.00	\$264.00	\$4.50
\$700,000	\$238.00	\$308.00	\$5.83
\$800,000	\$272.00	\$352.00	\$6.67
\$900,000	\$306.00	\$396.00	\$7.50
\$1,000,000	\$340.00	\$440.00	\$8.33

How We Compare

**7th Lowest Capital Projects
Levy Tax Rate in King and
Pierce County School Districts**

King & Pierce County School Districts 2023 Total Tax Rates						
District	Assessed Value	Bonds	EP&O	Capital Projects	Trans.	Total
Bethel SD No. 403	\$ 22,329,375,608	\$ 2.33	\$ 1.84	\$ 0.26	\$ -	\$ 4.43
Auburn SD No. 408	\$ 19,896,523,419	\$ 1.84	\$ 2.27	\$ 0.29	\$ -	\$ 4.41
Fife SD No. 417/888	6,371,063,230	2.33	1.66	0.31	-	4.30
Franklin Pierce SD No. 402	7,947,346,487	1.29	2.39	0.39	-	4.07
Highline SD No. 401	28,712,576,820	2.11	1.93	0.00	-	4.04
University Place SD No. 83	6,462,649,763	1.22	2.38	0.42	-	4.02
Tacoma SD No. 10	45,574,842,806	1.61	1.71	0.55	-	3.87
Sumner Bonney Lake SD No. 320	14,480,084,192	1.54	1.98	0.28	-	3.79
Tukwila SD No. 406	5,260,397,439	1.44	1.62	0.64	-	3.70
White River SD No. 416	5,844,257,832	1.22	1.92	0.43	-	3.57
Kent SD No. 415	42,594,942,008	1.11	1.79	0.64	-	3.53
Dieringer SD No. 343	3,709,449,658	0.15	1.57	1.75	-	3.47
Tahoma SD No. 409	12,077,311,439	1.30	1.62	0.36	-	3.28
Puyallup SD No. 3	28,680,937,967	1.07	2.20	-	-	3.27
Renton SD No. 403	38,625,569,474	1.37	1.07	0.78	-	3.22
Federal Way SD No. 210	25,404,746,335	1.45	1.54	0.17	-	3.16
Shoreline SD No. 412	20,599,730,373	1.72	1.27	0.17	-	3.16
Clover Park SD No. 400	10,952,353,848	0.95	2.18	-	-	3.13
Eatonville SD No. 404	2,925,068,674	0.87	1.99	0.15	-	3.02
Steilacoom Historical SD No. 1	5,332,236,615	1.63	1.31	-	-	2.94
Snoqualmie Valley SD No. 410	16,376,170,637	1.12	1.26	0.49	-	2.87
Carbonado SD No. 19	196,136,343	0.63	2.24	-	-	2.87
Issaquah SD No. 411	56,111,209,706	1.02	1.09	0.56	0.05	2.72
Enumclaw SD No. 216	7,454,727,079	0.75	1.58	0.27	-	2.60
Northshore SD No. 417	56,911,972,965	1.11	1.10	0.35	-	2.56
Riverview SD No. 407	7,852,997,174	0.71	1.11	0.49	-	2.31
Lake Washington SD No. 414	110,130,403,534	0.50	0.78	0.87	-	2.15
Vashon Island SD No. 402	4,955,159,195	0.84	0.91	0.30	-	2.06
Bellevue SD No. 405	111,956,419,970	0.96	0.55	0.48	-	2.00
Seattle SD No. 1	307,558,388,885	-	0.63	1.19	-	1.82
Peninsula SD No. 401	23,794,506,751	0.56	1.16	-	-	1.72
Orting SD No. 344	3,312,547,706	-	1.72	-	-	1.72
Mercer Island SD No. 400	22,408,435,338	0.41	0.54	0.35	-	1.29
Skykomish SD No. 404	330,471,278	-	0.46	0.23	-	0.69

Vote February 2024

ELECTION DAY IS TUESDAY, February 13, 2024

- **January 24th – Ballots Mailed**
- **January 25th – Ballot Drop Boxes Open**
- **February 5th – Deadline to Register or Update Registration**
- **February 23rd – Election Certified**

For more information, please visit King County Elections. [Link Here.](#)



Questions?



Vote By February 13, 2024

**Safety, Security, and Technology
Levy**