



















LIGHTING SCHEDULE		
SYMBOL	MANUFACTURER/MODEL/DESCRIPTION	QTY
	Hub connection box	20
	C BL21-III ClaroLux BL21-III MR-16 Spot Light - Antique brass finish	89
	C BL11-III ClaroLux BL-11-III MR-11 Spot light - Antique Brass finish	13
	C HL11-III ClaroLux HL11-III "Aries" Small Hanging Light - Antique Brass	2
	C TL16-III ClaroLux TL16-III "Lattimore" - Brass MR-16 Downlight	21
	C TL11-III ClaroLux TL11-III MR-11 downlight - Antique/White	3
	C WFL26-III ClaroLux WFL26-III Adjustable wall wash - Antique brass finish	49
	Misc. Hanging Lantern Style TBD	8
	C WL16-III ClaroLux WL16-III MR-16 Ingrade spotlight - Antique Brass	15
	LUM Micro eyebrow ingrade Lumien rounded eyebrow (LUM-Q25) and Micro PRO module (M7B1)	18
	CopperMoon Lighting CM.816 Copper Post Light. 2.375in. L x 3.5in. H x 2.375in. W.	2
	Bollard Fixture	13
	Pathlight - Existing or TBD	20
	DL20-III ClaroLux DL20-III - Surface mount deck light	15
	Misc Brass MR-16	8
	Lumien Ingrade Spot	4
	600w Transformer	2
	1200w Transformer	1
	#10 - Copper AWG - Low-Voltage Direct-Burial	679 lf
	#12 - Copper AWG - Low-Voltage Direct-Burial	2,209 lf
	#16 - Copper AWG - Low-Voltage Direct-Burial	139 lf