

GENESIS GENERAL INC.

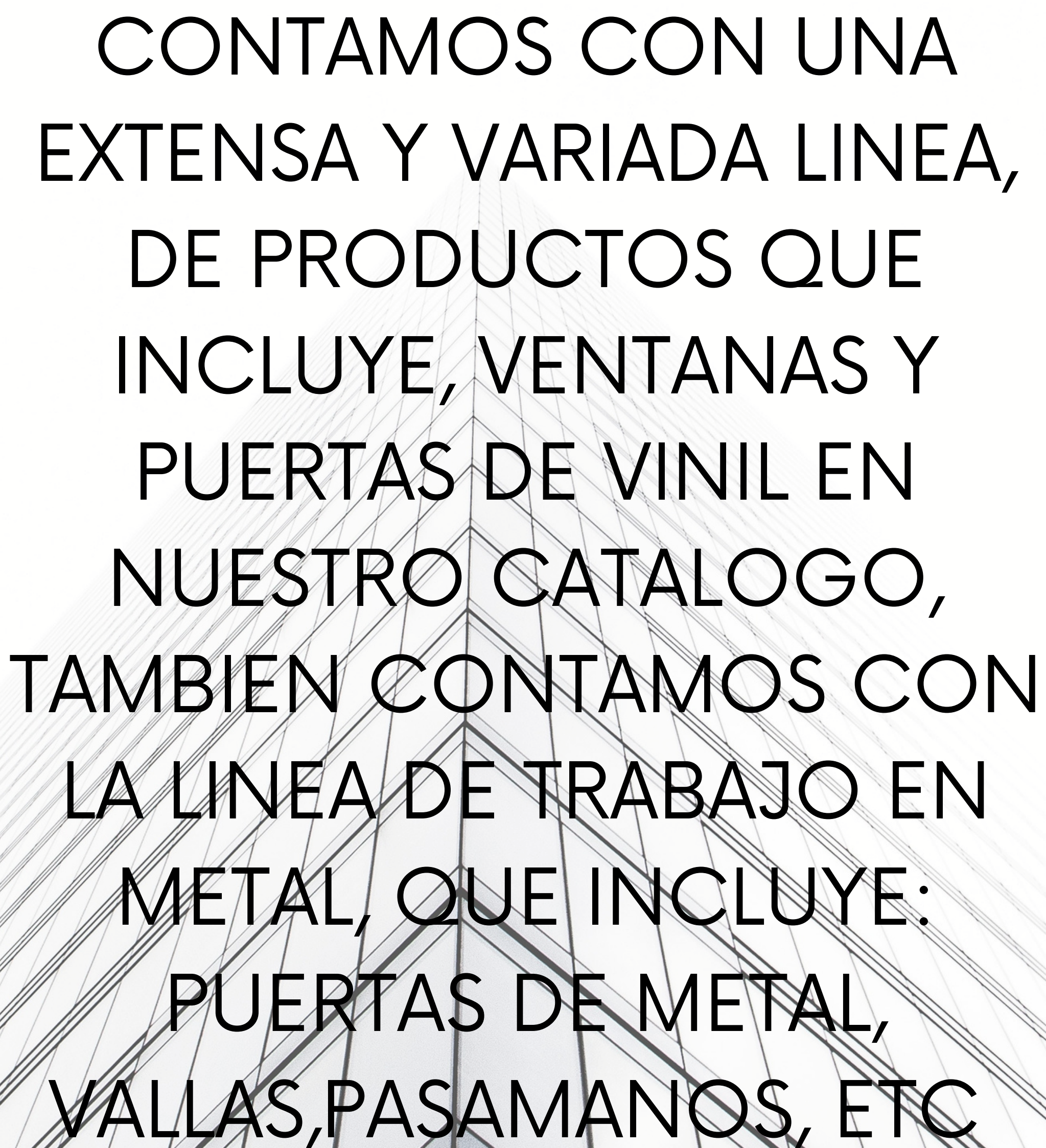
MANUFACTURE AND INSTALLATION
OF WINDOWS CATALAGO 2022



**VISION: DESDE GENESIS
GENERAL INC.NOS
ENORGULLESE PRESENTAR
NUESTRA EXCLUSIVA LINEA DE
PRODUCTOS A PRESENTES Y
FUTUROS CLIENTES
POTENCIALES.**

**DESCUBRE COMO LA CALIDAD
DE NUESTROS DISTINTOS
PRODUCTOS TE AYUDARAN A
DARLE VIDA A TUS PEQUENOS
MEDIANOS O GRANDES
PROYECTOS QUE TENGAS EN
MENTE.**

**MISION: SER TUS PROVERDORES
DE CONFIANZA Y QUE TU Y
NOSOTROS ESTEMOS
SATISFECHOS CON LA ALIAZAN
QUE FORMAMOS.**



CONTAMOS CON UNA
EXTENSA Y VARIADA LINEA,
DE PRODUCTOS QUE
INCLUYE, VENTANAS Y
PUERTAS DE VINIL EN
NUESTRO CATALOGO,
TAMBIEN CONTAMOS CON
LA LINEA DE TRABAJO EN
METAL, QUE INCLUYE:
PUERTAS DE METAL,
VALLAS, PASAMANOS, ETC



VINYL PRODUCTS

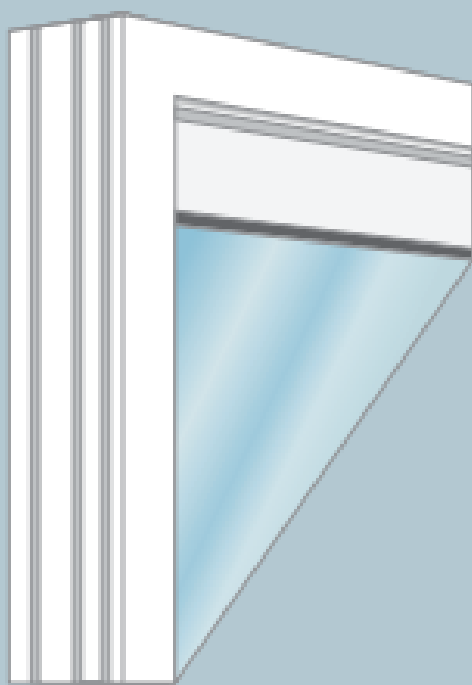
windows frames

Retrofit



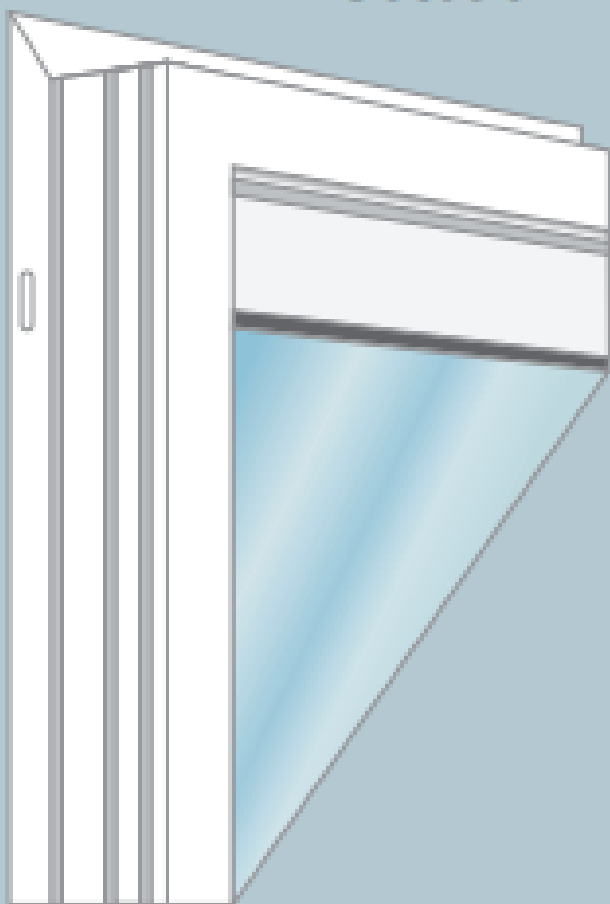
For replacement applications. The replacement flange allows for convenient installation with no need to break out stucco.

Block

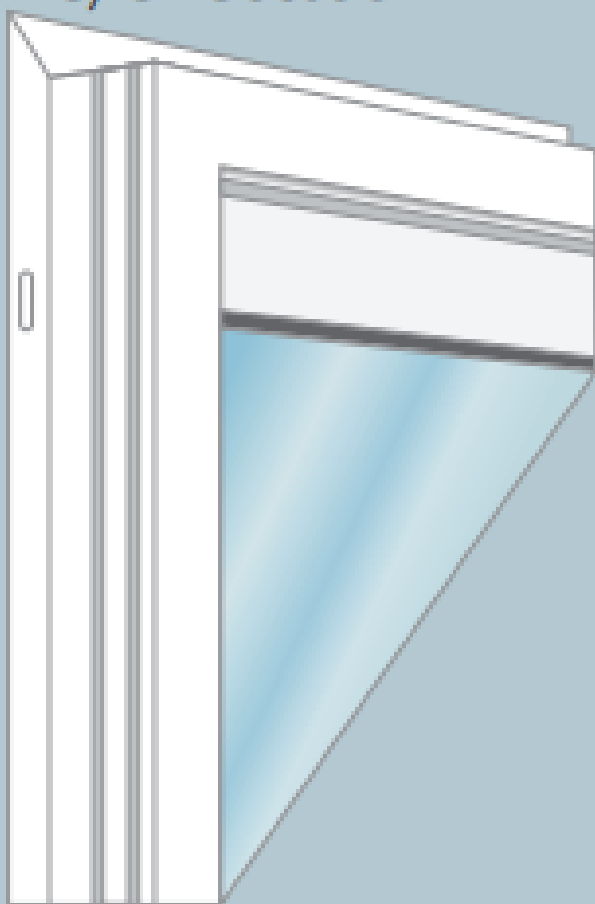


For replacement applications. Block with sloped sill adapter is also available.

1" Setback




1-3/8" Setback



For new construction applications. This frame type allows targeted installation in a newly created opening. Two different set backs to meet builders needs.

STANDARD VINYL COLORS




WHITE




ALMOND


STANDARD PAINT COLORS



BRONZE



ALUMINUM



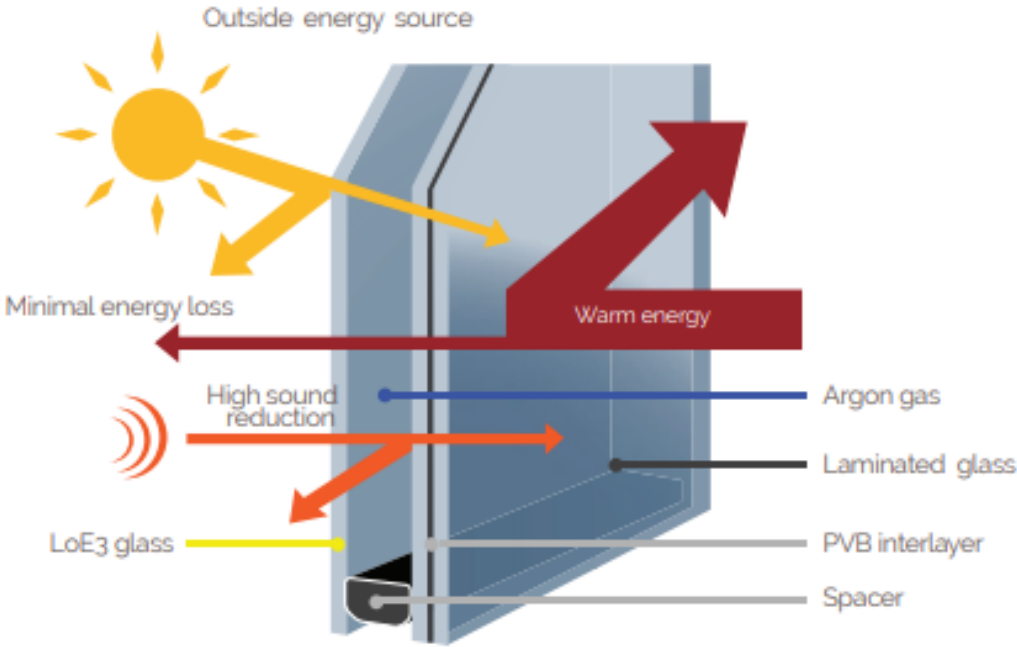
BLACK

DURAPANE LAMINATED GLASS

DuraPane laminated glass is an innovative glazing system similar to automobile windshield glass, consisting of a plastic safety interlayer placed between two sheets of glass on one of the glass panes of the insulated glass unit.

Ordinary glass can break easily, tempered glass while known for its strength, will completely shatter under impact. If broken, DuraPane glass will retain its shape and maintain a barrier against foreign objects.

DuraPane laminated glass has excellent sound reduction properties making it a great choice for\ areas with high noise levels.



DuraPane 1" Insulated glass unit




Key features

- Impact resistant panels for increased security, glass will not shatter at impact
- High sound reduction achieved by a laminated glass pane
- 1" insulated glass unit for increased strength & stability, making tempered glass necessary only in extra-large window sizes
- Increased air space raises sound reduction levels
- STC Ratings using DuraPane laminated glass can reach levels up to 34-36 (Ratings may vary due to window size and glass options selected)
- 1-3/16" insulated glass unit on doors for improved strength and sound reduction properties


DuraPane Insulated Glass Unit

- 1 DuraPane laminated inner panel
- 1 LoE3 performance outer glass pane
- Inner air cavity is Argon gas filled
- Duralite spacer

DuraPane laminated glass contains a PVB interlayer of plastic placed between two sheets of glass. Minimal to zero glass tinting is produced using this process.



WINDOWS



Pane 1 - 1/4" Laminated glass
Pane 2 - 1/8" Glass
IG width - 1"

GS Series Window DuraPane IG

- DuraPane laminated glass
- Cardinal LoE3 glass
- Ultra-Low U-factor as low as .27
- Solar Heat Gain Coefficient as low as .20
- Duralite spacer
- Argon filled glass chamber
- Exceeds ENERGYSTAR standards
- NFRC certified
- STC rated sound reduction technology



DOORS




Pane 1 - 5/16" Laminated glass
Pane 2 - 1/8" Glass
IG width - 1-3/16"

GS Series Door DuraPane IG

- DuraPane laminated glass
- Cardinal LoE3 glass
- Ultra-Low U-factor as low as .27
- Solar Heat Gain Coefficient as low as .19
- Duralite spacer
- Argon filled glass chamber
- Exceeds ENERGYSTAR standards
- NFRC certified
- STC rated sound reduction technology



OVERSIZED DOORS



Pane 1 - 5/16" Laminated glass
Pane 2 - 5/32" Glass
IG width - 1-3/16"

GS Series Oversized Patio Door DuraPane IG

- DuraPane laminated glass
- Cardinal LoE3 glass
- Ultra-Low U-factor as low as .27
- Solar Heat Gain Coefficient as low as .19
- Duralite spacer
- Argon filled glass chamber
- Exceeds ENERGYSTAR standards
- NFRC certified
- STC rated sound reduction technology



ENJOY THE OUTDOORS

Our GS family of doors expands possibilities for creating a functional and beautiful gateway to the outside. Featuring many styling options, fusion welded frames, exceptionally strong panels and top of the line hardware made to last.

This premium series of patio doors are manufactured to order in high performance extruded vinyl which makes them virtually maintenance free, with outstanding thermal performance and superior strength and rigidity, especially important in extra large doors.

GS' sliding and French swing patio doors are created to meet your project's architectural needs with beauty, functionality and remarkable energy efficiency.

With glass packages that offer sound reduction, triple glazing and many enhancement options, our strongest most advanced door system is what your project needs.



CUSTOMER GLASS OPCION

PATTERN & COLOR GLASS SELECTION

Our variety of pattern glass designs preferred options for bathrooms, add character, privacy and dimension to windows or doors. Bronze and gray glass are also available.




Pattern glass is a great option to accomplish privacy without blocking natural light




Imperial Single Hung window featuring obscure.glass

PATTERN GLASS SELECTION



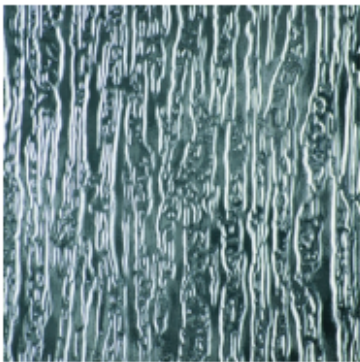
Delta Frost



Glue Chip



Obscure



Rain

COLOR GLASS SELECTION




























Bronze



Gray

WINDOWS/DOORS


GRIDS/DESIGN

	WINDOW CONFIGURATIONS				
	XO or XX	XOX	DH-SH	O	HALF ROUND ARCH
Colonial	 XO Colonial A-4W-4H	 XOX Colonial A-8W-4H	 DH/SH Colonial A-2W-4H	 O Colonial A-4W-4H	 Arch Half Round Colonial A-Ahr Sunstar 1
Double Prairie	 XO Double Prairie E-Dp 22	 XOX Double Prairie E-Dp 27	 DH/SH Double Prairie E-Dp 22	 O Double Prairie E-Dp 17	 Arch Half Round Double Prairie E-Ahr-Dp-Top-8
Marginal	 XO Marginal C-Mg 18	 XOX Marginal C-Mg 27	 DH/SH Marginal C-Mg 12	 O Marginal C-Mg 15	 Arch Half Round Marginal C-Ahr-MG Top-9
Marginal	 XO Marginal B-Mg 12	 XOX Marginal B-Mg 15	 DH/SH Marginal B-Mg 12	 O Marginal B-Mg 9	 Arch Half Round Marginal B-Ahr-MG Top-5
Marginal	 XO Marginal D-Mg 26	 XOX Marginal D-Mg 39	 DH/SH Marginal D-Mg 16	 O Marginal D-Mg 21	 Arch Half Round Marginal D-Ahr-MG Top-9

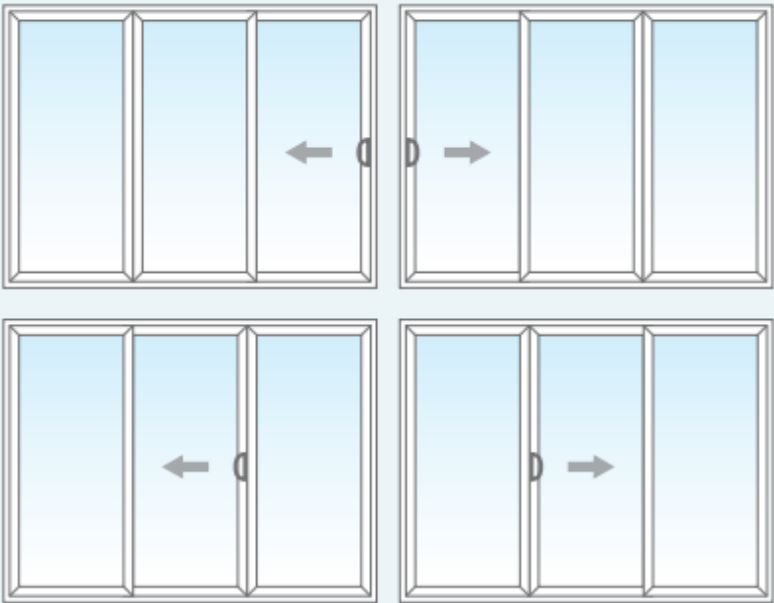
PATIO DOORS

Combine functionality and beauty with our fixed and operable side lites and transom windows available on GS Sliding Patio Doors. With options for wide and oversized openings your imagination is the limit. GS Sliding Patio Doors have the style for a great entrance.

SLD: XO and OX



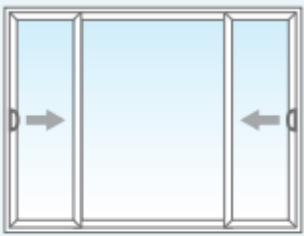
Two panel door with one operable panel that slides to the right or left. Also available with 1 or 2 transom windows



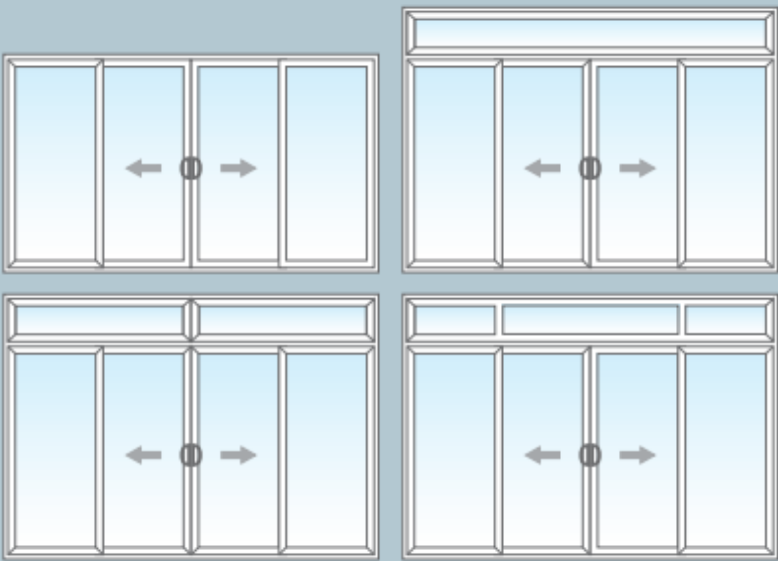
SLD: OXOL, OXOR, OOX and XOO

Three panel door with one operable panel that slides to the right or left. Operable panel can be on center, or on the side. Also available with 1, 2 or 3 transom windows

SLD: XOX, XOX T1, XOX T2 and XOX T3



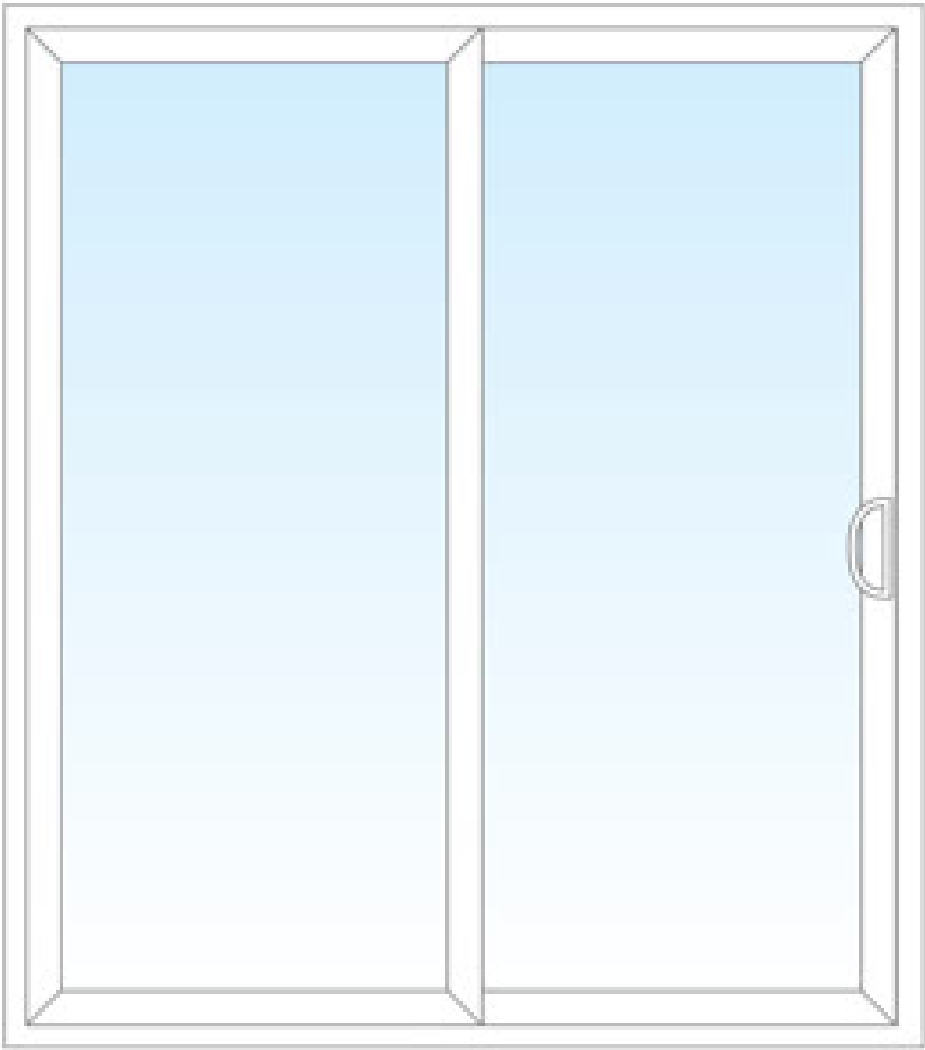
Three panel door with two operable and one fixed panels, side panels slide to the center. Available with 1, 2 or 3 Transom windows



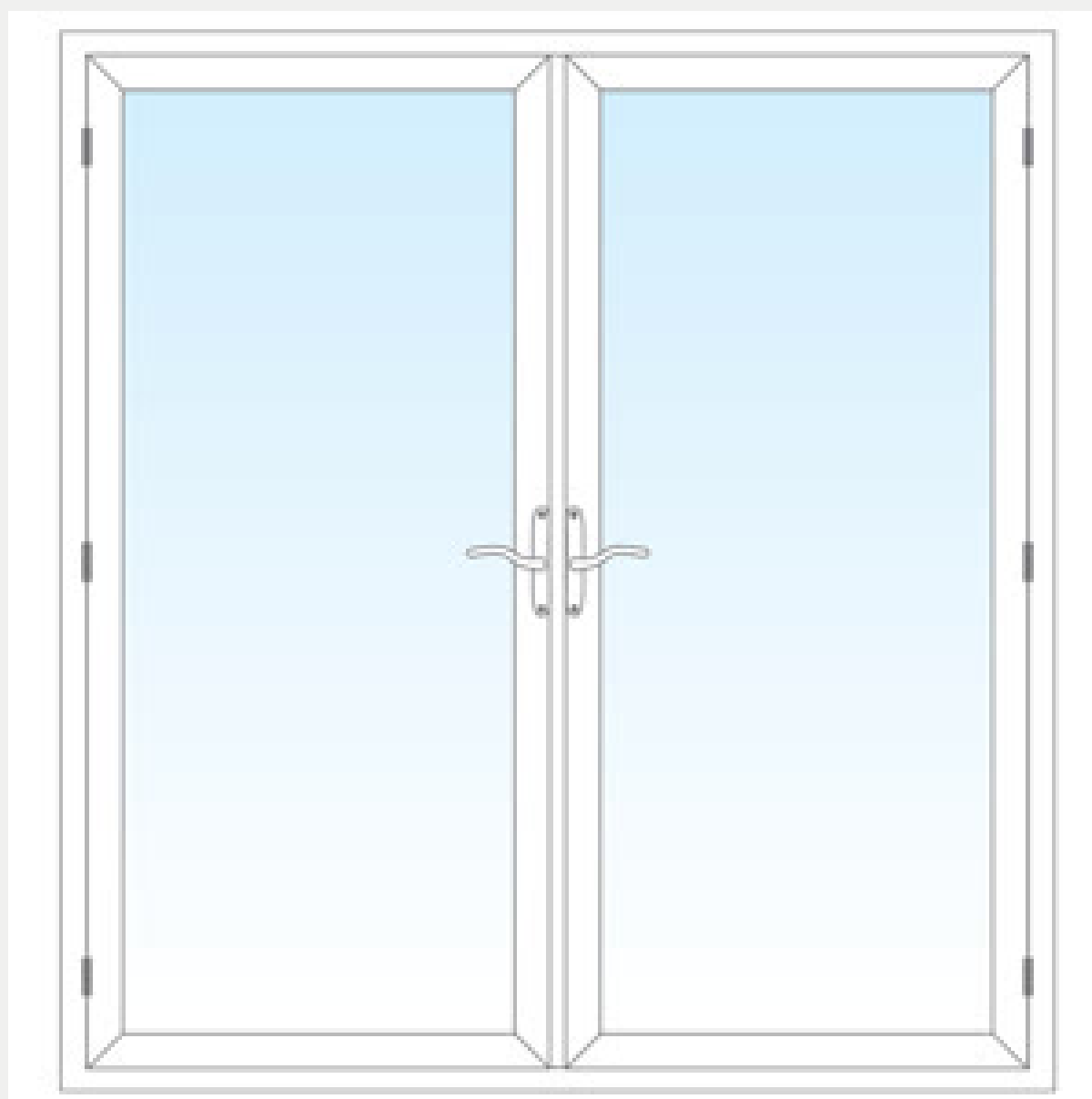
SLD: OXXO, OXXO T1, OXXO T2 and OXXO T3

Four panel door with two operable and two fixed panels, center panels slide to sides. Available with 1, 2 or 3 transom windows.


SLIDING DOOR



FRENCH DOOR




SWO or SWI: XL, XR




Single panel swing door operates to the left or right

SWO or SWI: SXL, SXR, XLS, XRS, FXL, FXR, XLF, XRF




Single panel swing door operates to the left or right, with operable or fixed side-lite

SWO or SWI: SXLS, SXRS, FXLF, FXRF



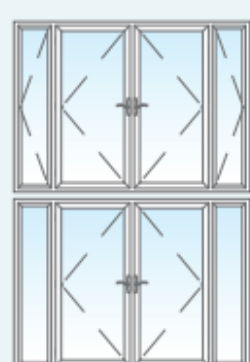
Single panel swing door operates to the left

SWO or SWI: XX



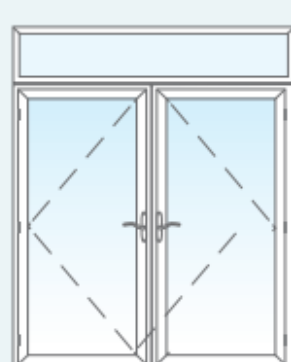
Two panel swing door,

SWO or SWI: SXXS, FXXF



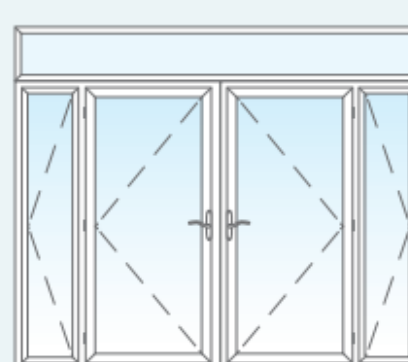
Double opening French Door with two operable or fixed side-lites

SWO or SWI: XX T and XX T2



Two panel swing door, both panels operate and can swing out, with transom window

SWO or SWI: SXXS T, FXXF T



Double opening French Door with two operable or fixed side-lites, with one or up to 4 transom windows

Elegant & functional, French Swing patio doors in a variety of styles, made to order to perfectly fit the opening

Ergonomic door handle



Almond

Dark Bronze

Brushed Chrome

Bright Brass

Designer finishes and optional keyed handles available.

Side-lite latches finishes


Our standard vinyl swing door multi-point locking system engages to firmly secure the door when it is closed and locked.



White



Brushed Chrome



Bronze



WINDOW STYLES

Double Hung



Tilt-in Single Hung



Casements



Awnings




Galaxy Series Bay window with single hung flankers



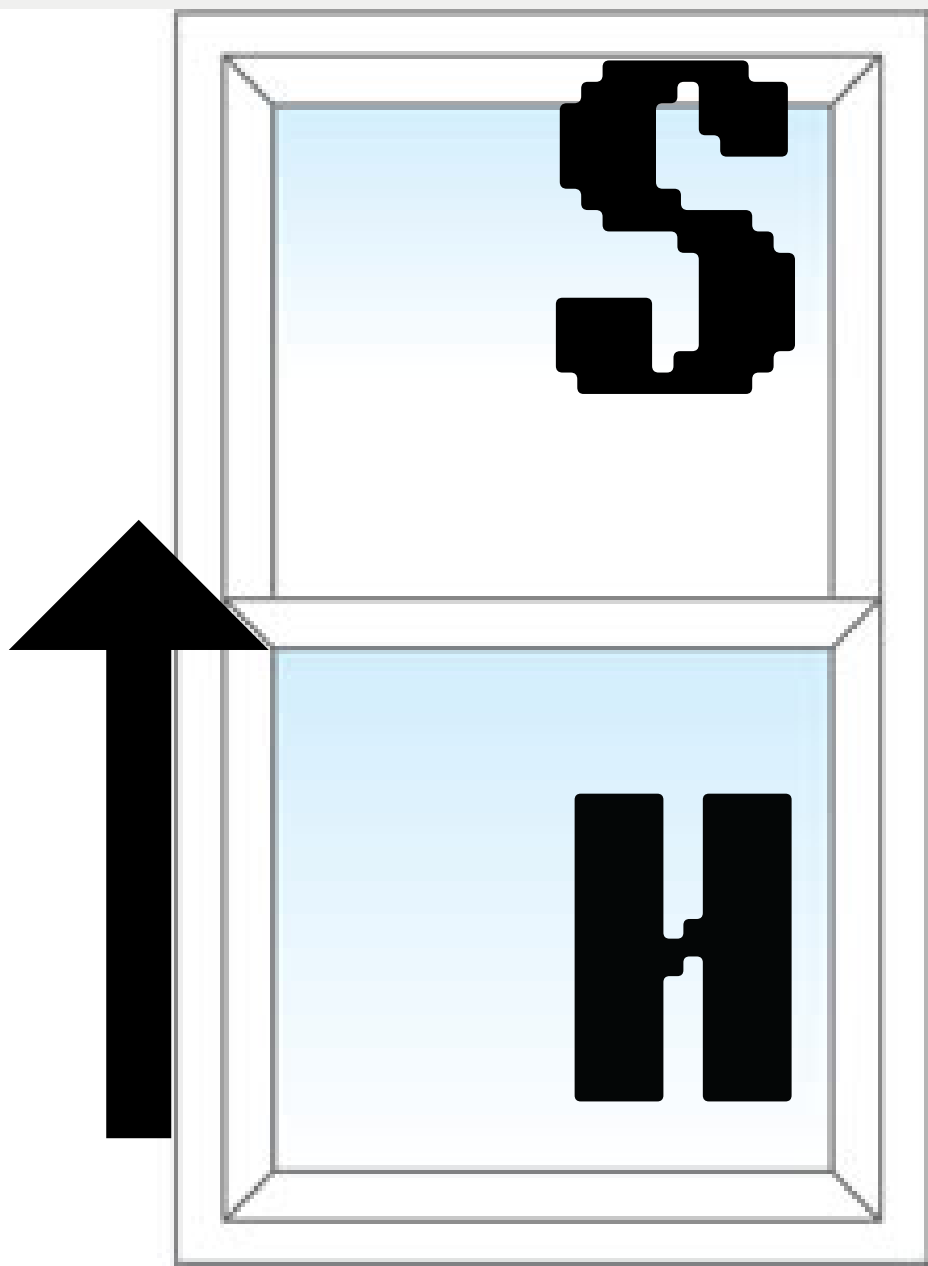
Galaxy Series 4 lite Bow window



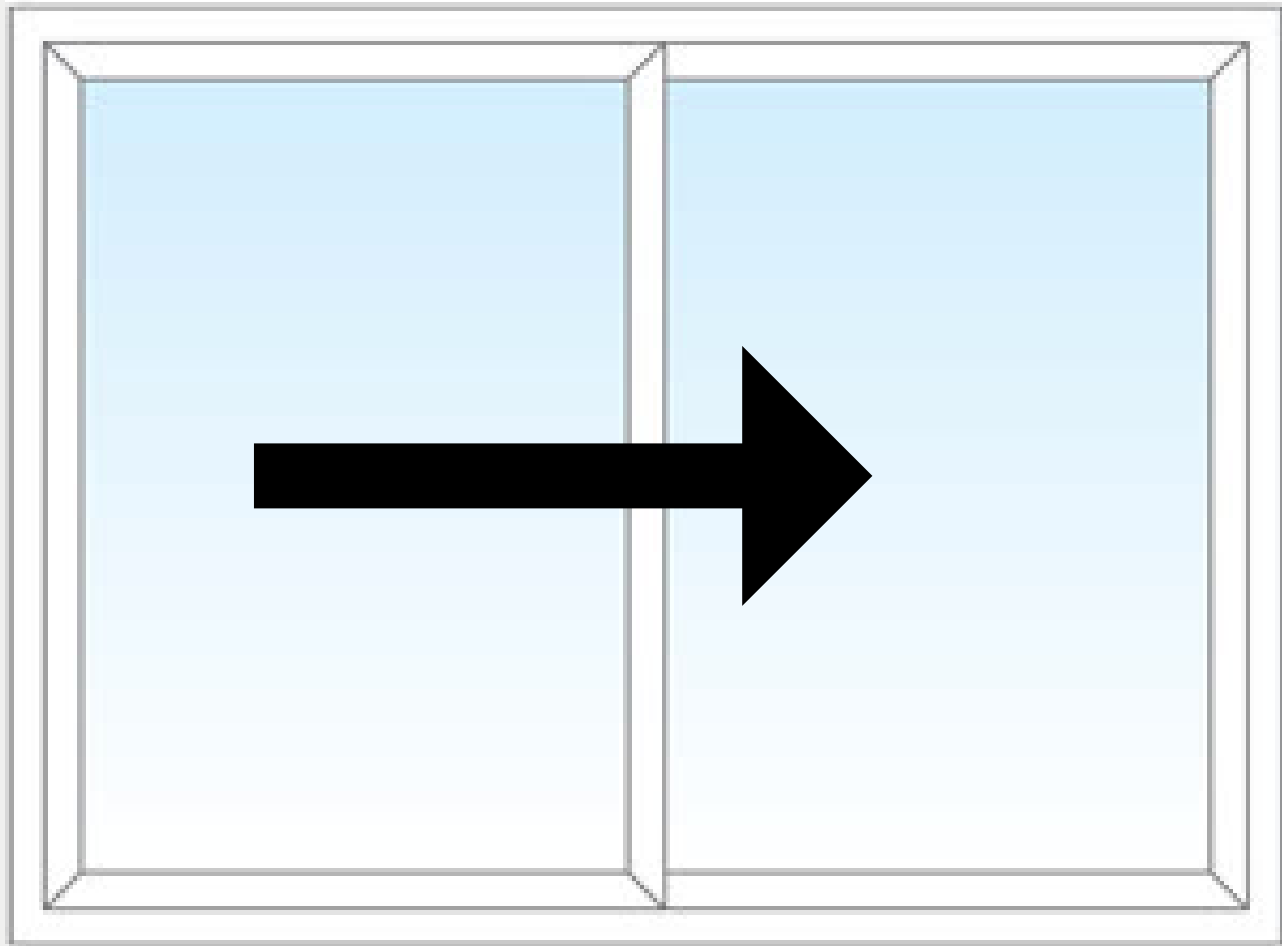
ARCH



SINGLE HUNG



SLIDING XO/OX



DBL SLIDING/XOX




STACKS/SPECIALS



**ALL WINDOWS AND DOORS CAN
HAVE THESE COLORS**

STANDARD VINYL COLORS




WHITE




ALMOND


STANDARD PAINT COLORS



BRONZE




ALUMINUM



BLACK

METAL PRODUCTS





PEDESTRIANS & SECURITY DOORS




IRON GATES






IRON FENCES



BALCOINES



RAILINGS



STAIRS

