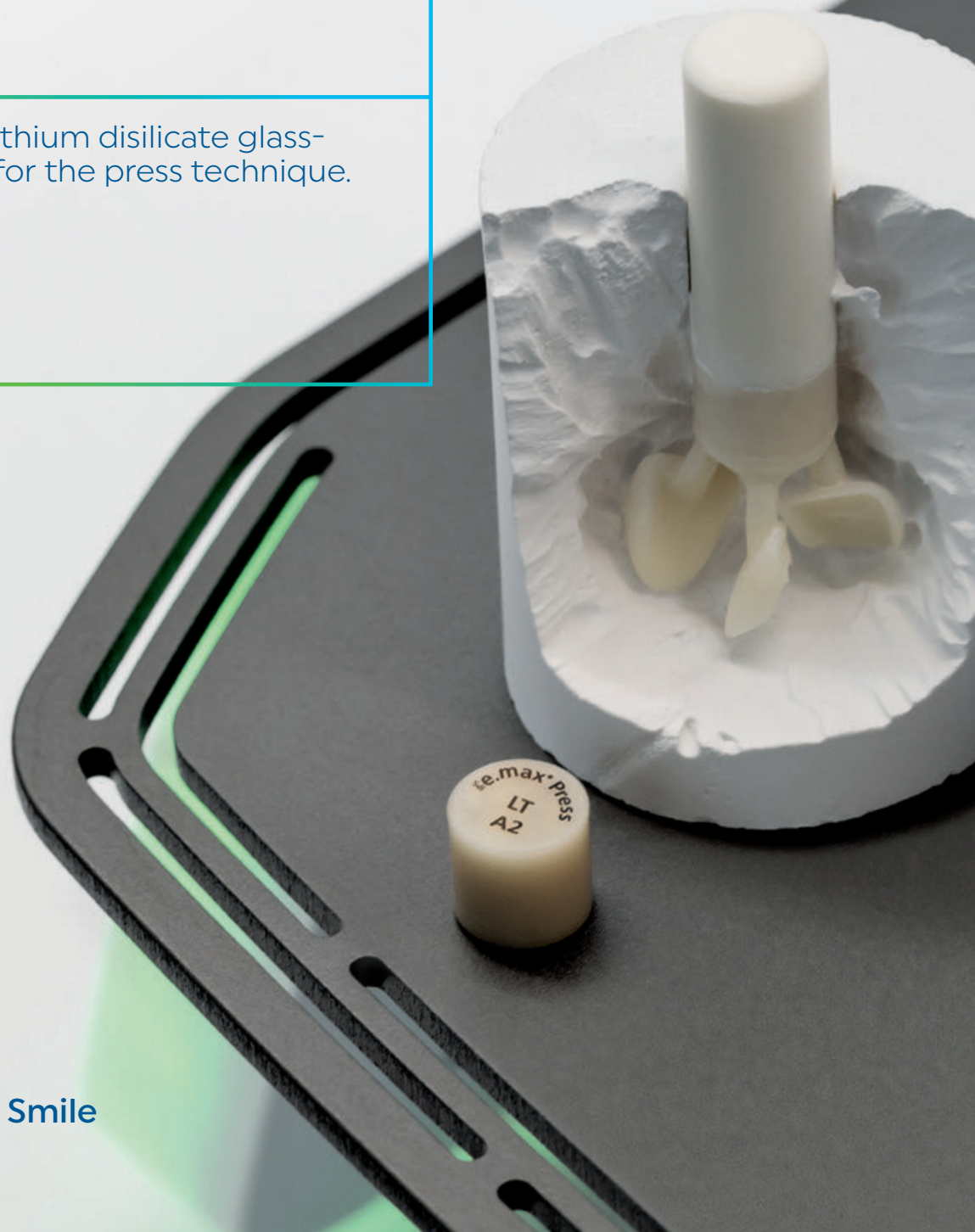


The Original

IPS e.max[®] Press

The proven^[1] lithium disilicate glass-ceramic (LS₂) for the press technique.



A material with convincing performance

IPS e.max Press is the original premium lithium disilicate glass-ceramic (LS₂) for the press technique. It combines accuracy of fit^[2] with excellent function, outstanding esthetics and high strength^[3].

Additionally, IPS e.max Press is exceptionally user-friendly. Thanks to the combination of digital and analog working methods, the press technology is a future-proof system.



- [1] Malament K A et al., J Prosthet Dent, 2021, 126, p. 533-545.
- [2] Guess P C et al., J Dent, 2014, 42, p. 199-209.
- [3] Schweiger M., Biaxial flexural strength of IPS e.max lithium disilicate products, Test Report, Ivoclar Vivadent, 2016.
- [4] Klump E., Test Specifications for the determination of the homogeneity, Test Instruction, Ivoclar Vivadent, 2018.
- [5] Studer F., Customer Satisfaction - IPS e.max Press, Memo, Ivoclar Vivadent, 2020.
- [6] Cadario V et al., Patent EP2065012 B1, 2010.
- [7] Based on sales figures

Exceptional esthetics

- ✓ Homogeneous material^[4] for a harmonious result
- ✓ High level of customer satisfaction (98%)^[5], standing as a testament to the material's reliability
- ✓ First pressing ingot to feature an integrated progression of shade^[6]

Convincing material

- ✓ Clinically proven for over 10 years^[1]
- ✓ The most widely used press ceramic in the world^[7]
- ✓ 10-year guarantee

Efficient processing

- ✓ Possibility of producing several restorations in one press cycle
- ✓ Ingot with integrated progression of shade to enable an efficient fabrication method
- ✓ Designed for our press technology workflow



Esthetics for a better quality of life

The IPS e.max Press lithium disilicate glass-ceramic (LS_2) enables you to produce natural-looking masterpieces* of the highest precision.^[2] IPS e.max Press brings out the best in dental laboratory technology: customized fabrication of esthetic restorations on the basis of skilled craftsmanship and esthetic sensitivity – with the aim of enhancing the quality of life and wellbeing of your patients.





IPS e.max Press Anterior crowns
Dr D. Benedetti Frastieri / F. Giuliani, Italien

Impressive quality of IPS e.max Press

- ✓ 2.5–3 MPa · m^{1/2} fracture toughness^[8]
- ✓ Flexural strength of 470 MPa^[3]
- ✓ Minimally invasive restorations
- ✓ High survival rate (97.8%)^[9]

[2] Guess P C et al., J Dent, 2014, 42, p. 199-209.

[3] Schweiger M, Biaxial flexural strength of IPS e.max lithium disilicate products, Test Report, Ivoclar Vivadent, 2016.

[8] Stawarczyk B et al., Dent Mater, 2020, 36, p. 420-430.

[9] Heintze S, Clinical efficacy of monolithic crowns made of IPS e.max Press on posterior teeth, Test Report, Ivoclar Vivadent, 2021.

* At natural lighting conditions. The use of artificially generated UV or UV-like light may result in a different impression.















Well-thought-out assortment – always a suitable solution

The extensive assortment of IPS e.max Press features a suitable ingot for a myriad of situations – matched to the desired restoration shade. IPS e.max Press opens up a wide range of possibilities, whether you choose to use the efficient staining technique, the customized cut-back technique or the highly esthetic layering technique.^[10]



[10] Pozzi A et al., J Oral Implantol, 2015, 4 (41), p. 450-458.

Overview of IPS e.max Press ingots

	IPS e.max Press						
	Polychromatic	Monochromatic					
	Multi	HT	MT	LT	MO	HO	Impulse
Ingot							
Translucency	 Progression of shade and translucency from the dentin to the incisal area	 High translucency similar to that of natural enamel	 Medium translucency	 Low translucency similar to that of natural dentin	 Medium opacity	 High opacity	 Lifelike opalescent effect for the replacement of enamel
Shades	10 (BL2, A1, A2, A3, A3.5, B1, B2, C1, C2, D2)	20 (4 Bleach BL, 16 A-D)	12 (BL2, BL3, BL4, A1, A2, A3, A3.5, B1, B2, C1, C2, D2)	20 (4 Bleach BL, 16 A-D)	5 (MO 0, MO 1, MO 2, MO 3, MO 4)	3 (HO 0, HO 1, HO 2)	2 (Opal 1, Opal 2)
Recommended restoration types	Veneers, crowns, hybrid abutment crowns	Thin veneers, occlusal veneers, veneers, inlays, onlays, partial crowns	Thin veneers, occlusal veneers, veneers, partial crowns, crowns, bridges	Veneers, partial crowns, crowns, bridges, hybrid abutments, hybrid abutment crowns	Frameworks on slightly discoloured preparations, hybrid abutments	Frameworks on severely discoloured preparations	Thin veneers, occlusal veneers, veneers
Technique	Staining technique, cut-back technique	Staining technique, cut-back technique	Staining technique, cut-back technique	Staining technique, cut-back technique	Layering technique	Layering technique	Staining technique, cut-back technique

IPS e.max Shade Navigation App

Our smart app provides valuable assistance in selecting the ideal ingot in the appropriate shade and translucency. Select the suitable ingot in just five clicks.



Versatile solutions with IPS e.max[®] Press

The goal of modern dentistry is to preserve as much of the natural tooth structure as possible. IPS e.max Press is especially suitable for minimally invasive solutions.



-
- ✓ Very thin restorations can be produced due to the material's high flexural strength^[3] and high fracture toughness^[8].
 - ✓ The outstanding marginal quality and accuracy of fit^[2] of IPS e.max Press allow you to fabricate:
 - veneers showing a wall thickness of 0.3 mm
 - full-contour crowns that require a thickness of only 1 millimetre.

IPS e.max Press Abutment Solutions

IPS e.max Press is used to create individual, esthetic hybrid abutment restorations, e.g. in combination with the Viteo Base titanium bonding bases.

Hybrid abutments in the anterior and posterior region as single tooth restorations



Hybrid abutment crowns in the anterior and posterior region

- [2] Guess P C et al, J Dent, 2014, 42, p. 199-209.
- [3] Schweiger M., Biaxial flexural strength of IPS e.max lithium disilicate products, Test Report, Ivoclar Vivadent, 2016.
- [8] Stawarczyk B et al., Dent Mater, 2020, 36, p. 420-430.

Smart pressing procedure with the Programat® G2 press furnace

The high-performance press and ceramic furnaces Programat® EP 3010 and EP 5010 are perfectly coordinated with IPS e.max Press. They are distinguished by their efficiency and user-friendliness.



Programat
EP 5010

ivoclar
vivadent

Programat G2 press furnace: your reliable partner in your daily laboratory work

- ✓ Excellent press and firing results
- ✓ High process reliability thanks to the fully automatic press function (FPF)
- ✓ Infrared technology (IRT) to monitor the temperature in the investment ring and ensure optimum pre-drying processes



Future-proof your laboratory with our press technology

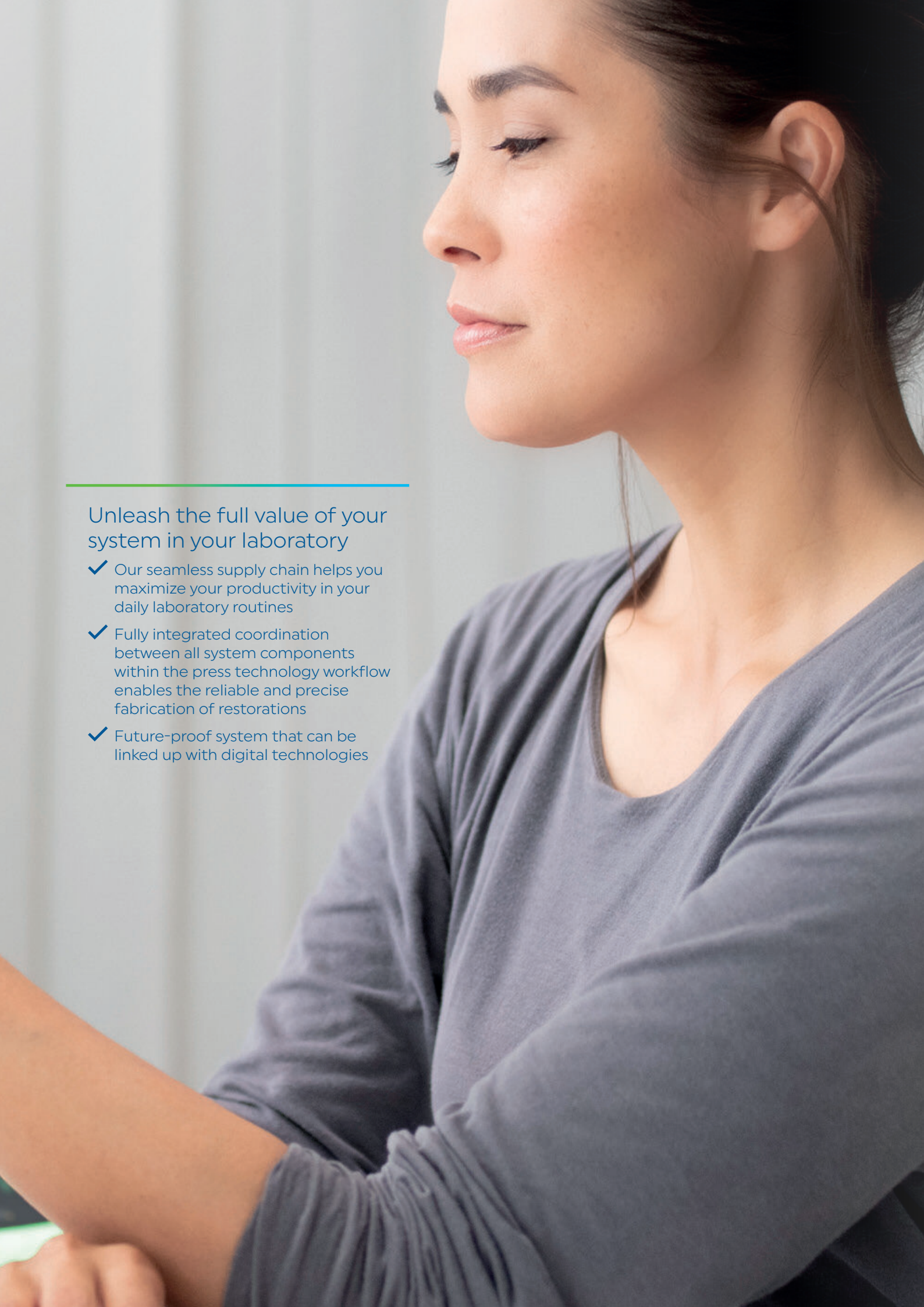
Take advantage of our entire press technology workflow and optimize your daily laboratory routines. Our press technology provides you with a future-proof system you can rely on, allowing you to combine analog and digital techniques.



Maximize your efficiency with the press technology

With the help of the IPS e.max Press Calculator, you can simulate the economic efficiency of your press technology workflow in just a few steps. Benefit from high productivity and low investment costs.





Unleash the full value of your system in your laboratory

- ✓ Our seamless supply chain helps you maximize your productivity in your daily laboratory routines
- ✓ Fully integrated coordination between all system components within the press technology workflow enables the reliable and precise fabrication of restorations
- ✓ Future-proof system that can be linked up with digital technologies

Optimally coordinated components

Our products enable you to achieve impressive press results in a flexible and efficient way.



IPS PressVest Premium: easy to use

- ✓ Has only a slight reaction layer, which is very easy to remove. This makes divestment easier and saves time.
- ✓ Flexible use: with speed heating method as well as conventional heating method.
- ✓ The fine, dense consistency and grain size provides an excellent surface quality and exact fit.

Innovation meets tradition

We invite you to expand your portfolio and take advantage of the benefits of the digital press process. PrograPrint® is a 3D printing system tailored to the requirements of dental laboratories. Perfect for the press technique: the ProArt Print Wax material is especially designed for this printing system and burns out without leaving any residue.



Press technology workflow



Design

Easy and precise design options with the PrograPrint PR5.



Investing

More flexibility and faster results with IPS PressVest Premium.



Material selection

One material, many possibilities:
This is offered by IPS e.max Press.



Pressing

Highly innovative capabilities and a superior technology with the Programat press furnaces EP 5010 G2 and EP 3010 G2.



Veneering

Impressive esthetics and innovative technique with IPS e.max Ceram.



Staining & Glazing

Optimal firing behaviour and impeccable results with IPS Ivocolor.



Firing

Effortless efficiency and intelligent technology offered by the Programat ceramic furnaces P710 G2, P510 G2, P310 G2.